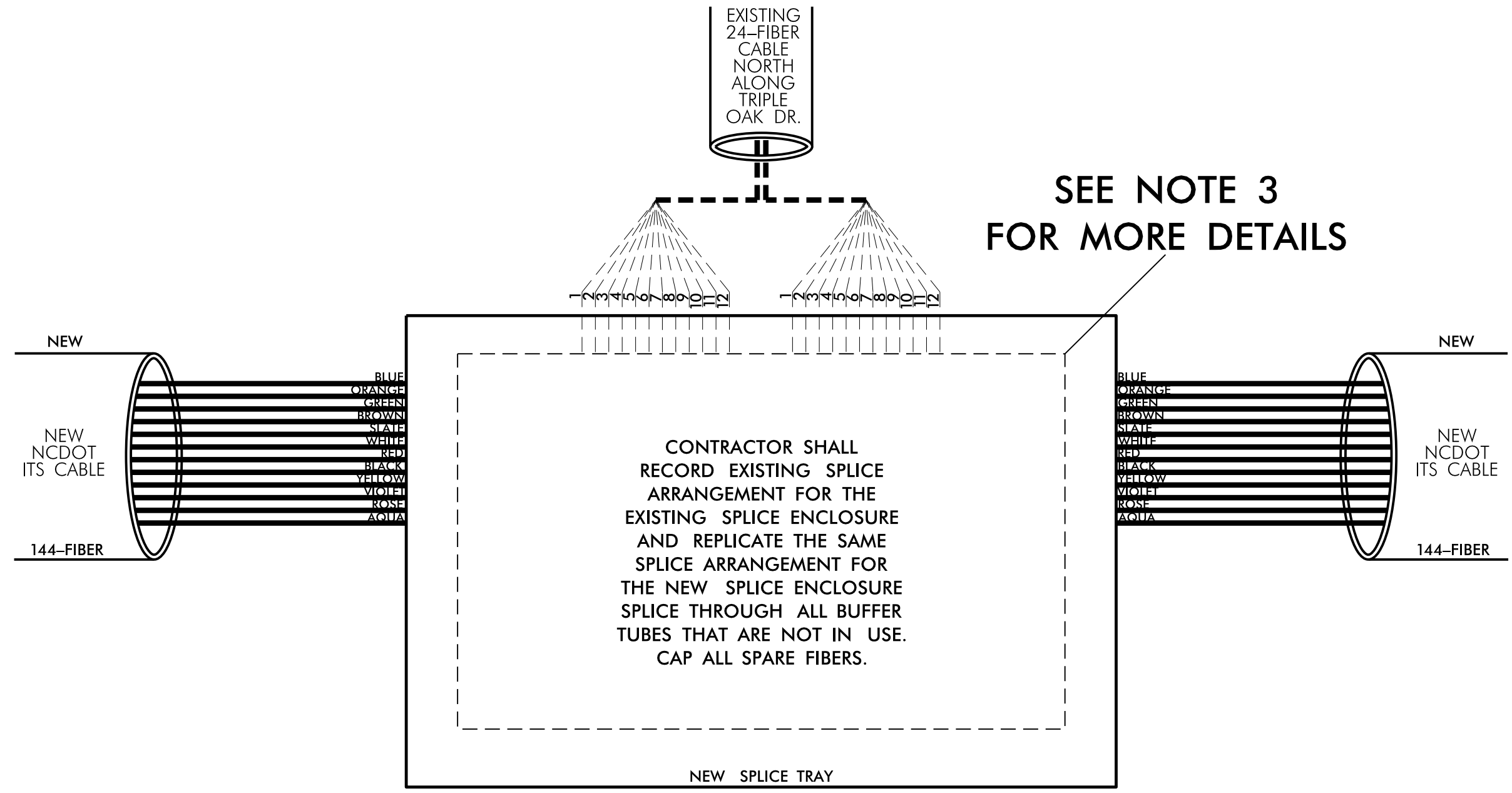


**NEW UNDERGROUND SPlice ENCLOSURE**  
 I-40 - WEST OF AIRPORT BLVD.  
 NCDOT ITS CABLE  
 SEE SHEET ITS.4

Notes:  
 Unused fibers left coiled and stored in splice tray.  
 Unused Buffer Tubes left coiled and stored in splice tray.

- COLOR CODE**  
 TIA/EIA 598-A
- (1) BLUE (7) RED
  - (2) ORANGE (8) BLACK
  - (3) GREEN (9) YELLOW
  - (4) BROWN (10) VIOLET
  - (5) SLATE (11) ROSE
  - (6) WHITE (12) AQUA

**LEGEND**  
 X = FUSION SPlice  
 C = CAP IN TRAY

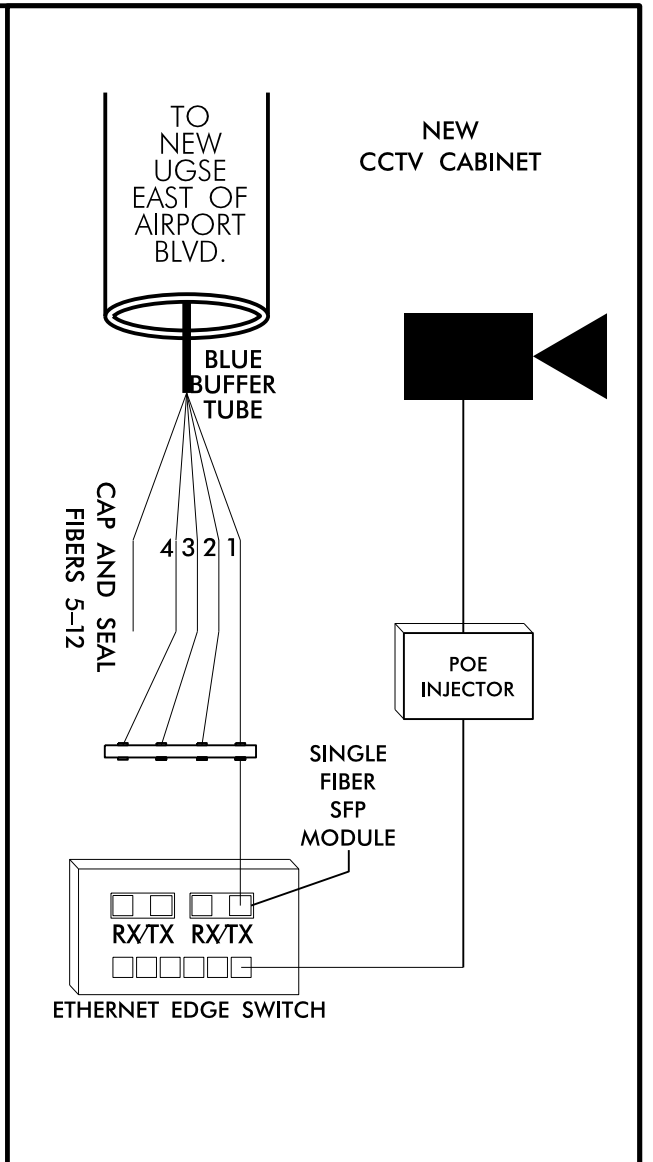
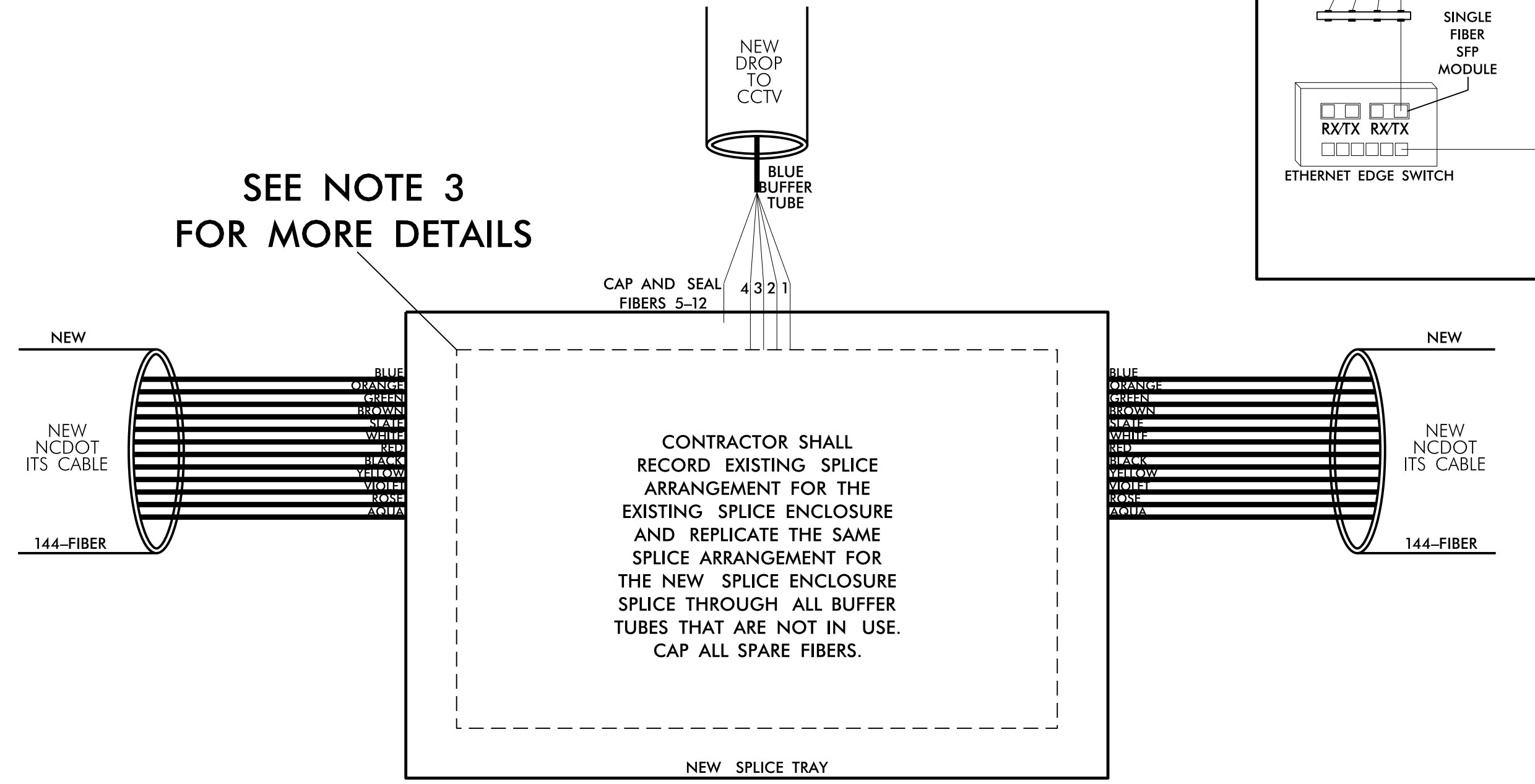


**NEW UNDERGROUND SPlice ENCLOSURE**  
 I-40 - EAST OF AIRPORT BLVD.  
 NCDOT CABLE  
 SEE SHEET ITS.6

Notes:  
 Unused fibers left coiled and stored in splice tray.  
 Unused Buffer Tubes left coiled and stored in splice tray.

- COLOR CODE**  
 TIA/EIA 598-A
- (1) BLUE (7) RED
  - (2) ORANGE (8) BLACK
  - (3) GREEN (9) YELLOW
  - (4) BROWN (10) VIOLET
  - (5) SLATE (11) ROSE
  - (6) WHITE (12) AQUA

**LEGEND**  
 X = FUSION SPlice  
 C = CAP IN TRAY



- 1) NOTIFY THE DIVISION 05 REGIONAL ITS ENGINEER, CLIFF BRAAM, AT 919-825-2635 FIVE (5) DAYS PRIOR TO BEGINNING WORK ON FIBER-OPTIC SYSTEM COMMUNICATIONS CABLE. NOTIFY THE REGIONAL ITS ENGINEER AFTER ALL WORK IS PERFORMED TO ENSURE THAT ALL FIBER CIRCUITS ARE FUNCTIONING PROPERLY. ALL WORK IS NOT COMPLETE UNTIL THE FIBER-OPTIC SYSTEM IS BACK UP AND OPERATIONAL.
- 2) NOTIFY THE NORTH CAROLINA TURNPIKE AUTHORITY ROADSIDE TOLL TECHNOLOGY MANAGER, RACHEL RUIZ, AT 919-710-0115 FIVE (5) DAYS PRIOR TO BEGINNING WORK ON FIBER-OPTIC SYSTEM COMMUNICATIONS CABLE. NOTIFY THE ROADSIDE TOLL TECHNOLOGY MANAGER AFTER ALL WORK IS PERFORMED TO ENSURE THAT ALL FIBER CIRCUITS ARE FUNCTIONING PROPERLY. ALL WORK IS NOT COMPLETE UNTIL THE FIBER-OPTIC SYSTEM IS BACK UP AND OPERATIONAL.
- 3) CONTRACTOR TO RECORD EXISTING SPlice ARRANGEMENT FOR COMPARISON TO THE SUPPLIED SPlice DETAILS. IF DISCREPANCIES EXIST, CONTACT THE ENGINEER TO DETERMINE HOW TO PROCEED WITH RESPLICING. PROVIDE AS-BUILT PLANS TO THE ENGINEER IF FINAL SPlice ARRANGEMENT DIFFERS FROM THE SUPPLIED SPlice DETAILS.
- 4) TRANSCEIVER TERMINATION CONFIGURATIONS ARE GENERIC. CONTRACTOR IS RESPONSIBLE FOR DETERMINING \ ENSURING PROPER TERMINATIONS.
- 5) INCLUDE ON THE COVER OF EACH SPlice TRAY THE FOLLOWING:  
 REFERENCE SECTION 1731 "FIBER OPTIC SPlice ENCLOSURE"

- 1) SPlice LOCATION
- 2) DATE
- 3) COMPANY NAME
- 4) NAME OF INDIVIDUAL PERFORMING THE SPlicing

PRIOR TO INSTALLING THE COVER ON THE SPlice TRAY TAKE A DIGITAL PHOTOGRAPH SHOWING THE SPlice TRAY AND INFORMATION SHOWN ABOVE (1-4) AND SUBMIT PHOTOGRAPH ALONG WITH OTRD TEST RESULTS.

TMP PHASE 1

**DOCUMENT NOT CONSIDERED FINAL UNLESS ALL SIGNATURES COMPLETED**

<p>750 N. Greenfield Pkwy., Garner, NC 27529</p>	<b>SPlice DETAIL</b>		
	DIVISION 05 WAKE COUNTY CARY PLAN DATE: JULY 2019 PREPARED BY: A. J. SKUCE REVIEWED BY: <i>Neil Berry</i> DATE: _____	REVISIONS: _____ DATE: _____	

DocuSigned by: *Mohd Aslami* 7/29/2019  
 DATE