

**This electronic collection of documents is provided  
for the convenience of the user  
and is Not a Certified Document –**

**The documents contained herein were originally issued  
and sealed by the individuals whose names and license  
numbers appear on each page, on the dates appearing  
with their signature on that page.**

**This file or an individual page  
shall not be considered a certified document.**


T.I.P.: A-0011C

CONTRACT NO.:

**STATE OF NORTH CAROLINA  
DEPARTMENT OF TRANSPORTATION**

**SIGNING PLAN  
CLAY COUNTY**

**LOCATION: NC 69 FROM GEORGIA STATE LINE TO US 64**

<small>TIP NO.</small> A-0011C	<small>SHEET NO.</small> SIGN-1
<small>APPROVED:</small> _____	
<small>DATE:</small> _____	
	
<small>DocuSigned by:</small> <i>Nicholas E. Burns</i> 9/4/2019	
<b>DOCUMENT NOT CONSIDERED FINAL UNLESS ALL SIGNATURES COMPLETED</b>	

**ROADWAY STANDARD DRAWING**

THE FOLLOWING ROADWAY STANDARDS AS APPEAR IN "ROADWAY STANDARD DRAWINGS" - PROJECT SERVICES UNIT - N.C. DEPARTMENT OF TRANSPORTATION - RALEIGH, N.C., DATED JANUARY 2018 ARE APPLICABLE TO THIS PROJECT AND BY REFERENCE HEREBY ARE CONSIDERED A PART OF THESE PLANS:

<u>STD. NO.</u>	<u>TITLE</u>
901.10	TYPE 'A' SIGNS
901.50	ARROWS AND SHIELDS
901.70	SIGN STRINGERS AND SUPPORT SPACING
901.80	SIGN MOUNTING DETAILS - FOR TYPE A AND TYPE B SIGNS
903.10	GROUND MOUNTED SIGN SUPPORTS
904.10	ORIENTATION OF GROUND MOUNTED SIGNS
904.20	SECONDARY SIGN MOUNTING
904.50	MOUNTING OF TYPE 'D', 'E' AND 'F' SIGNS ON 'U' CHANNEL POSTS
910.30	SIGNING SIGNALIZED AND UNSIGNALIZED SUPERSTREET

**GENERAL NOTES**

- . SIGNS FURNISHED BY STATE
- . CONFIRM IN WRITING AT LEAST 4 MONTHS IN ADVANCE, THE ACTUAL DATE THE DEPARTMENT FURNISHED SIGNS WILL BE REQUIRED.
- . ALL TYPE 'D' SIGNS SHALL BE MOUNTED ON TWO U-CHANNEL POSTS UNLESS OTHERWISE INDICATED ON THE PLANS.
- . IF REMOVAL OR RELOCATION OF SIGNS ON PRIVATE STREET (NON-STATE MAINTAINED) IS REQUIRED DUE TO CONSTRUCTION, THE CONTRACTOR SHALL INFORM THE ENGINEER. THE WORK WILL BE COMPLETED BY OTHERS.
- . WHEN NOT STATIONED OR DIMENSIONED ON PLANS, ALL 'E' AND 'F' SIGNS SHALL BE FIELD LOCATED BY THE ENGINEER
- . ALL EXISTING SIGNS ON "U" CHANNEL POST WITHIN THE PROJECT LIMITS SHALL BE REMOVED AND DISPOSED OF UNLESS OTHERWISE NOTED ON PLANS.
- . WHEN EXISTING SIGNS ARE REMOVED AND INSTALLED ON NEW SUPPORTS, THE RE-ERECTION SHALL IMMEDIATELY FOLLOW THE REMOVAL.
- . THE BACKGROUND FOR TYPE E & F SIGNS SHALL BE TYPE C REFLECTIVE SHEETING.
- . DO NOT BEGIN FABRICATION FOR TYPES A & B SIGNS MOUNTED ON OVERHEAD STRUCTURES OR STEEL SUPPORTS UNTIL "S" DIMENSIONS HAVE BEEN FIELD VERIFIED.
- . SEE ROADWAY PLANS FOR GUARD/GUIDE RAIL DETAILS.

**SUMMARY OF QUANTITIES**


ITEM NO.		ITEM DESCRIPTION	QUANTITY	UNIT
DESC. NO.	SECT. NO.			
4054000000	902	PLAIN CONCRETE SIGN FOUNDATION	1	C.Y.
4060000000	903	SUPPORTS, BREAKAWAY STEEL BEAM	293	LB.
4072000000	903	SUPPORTS, 3 LB STEEL U-CHANNEL	2073	L.F.
4096000000	904	SIGN ERECTION, TYPE D	9	EA.
4102000000	904	SIGN ERECTION, TYPE E	104	EA.
4108000000	904	SIGN ERECTION, TYPE F	26	EA.
4110000000	904	SIGN ERECTION, TYPE A (GROUND MOUNTED)	1	EA.
4155000000	907	DISPOSAL OF SIGN SYSTEM, U-CHANNEL	36	EA.

**INDEX**

<u>SHEET NO.</u>	<u>DESCRIPTION</u>
SIGN-1	TITLE SHEET
SIGN-2	TYPE "A" GROUND MOUNTED SIGNS
SIGN-3	TYPE "E" AND "F" SIGNS
SIGN-4A-4C	SIGN DESIGNS
SIGN-5-13	EXISTING SIGNS
SIGN-14-22	PROPOSED SIGNS

**PLAN REVIEWED BY: N.C.D.O.T. SIGNING AND DELINEATION UNIT**



xxx \_\_\_\_\_ SIGNING & DELINEATION REGIONAL ENGINEER  
 xxx \_\_\_\_\_ SIGNING & DELINEATION DESIGN ENGINEER



**PLAN PREPARED BY: Ramey Kemp & Associates**

NICHOLAS E. BURNS, P.E. PROJECT MANAGER  
ZACHARY M. ESPOSITO, E.I. PROJECT ENGINEER

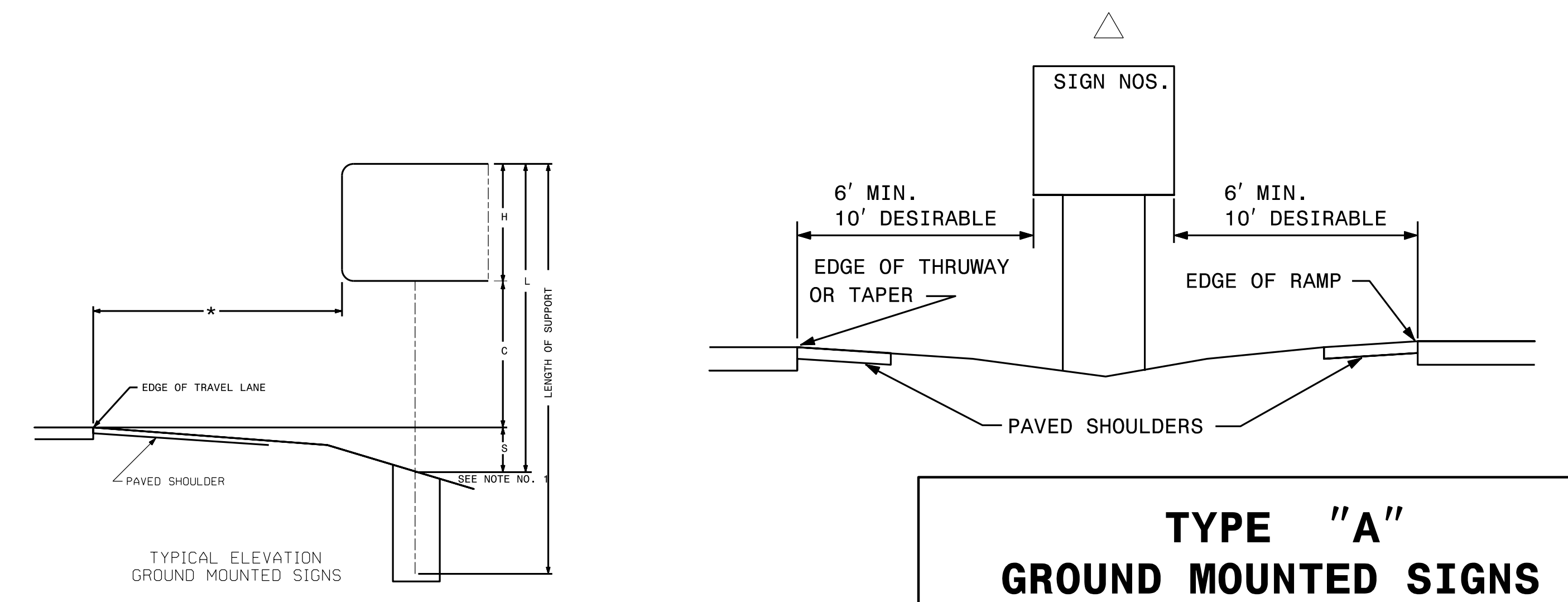


<b>TIP NO.</b> A-0011C	<b>SHEET NO.</b> SIGN-2
APPROVED: _____	
DATE: _____	
SEAL	
	
DocuSigned by: <i>Nicholas E. Bowers</i> 77848A6A000A6E5 9/4/2019	
<b>DOCUMENT NOT CONSIDERED FINAL UNLESS ALL SIGNATURES COMPLETED</b>	
 <b>RAMEY KEMP &amp; ASSOCIATES, INC.</b> Transportation Engineers 8307 University Executive Park Drive, Suite 260 Charlotte, North Carolina 28262 704-549-4260 Tel. 704-549-4277 Fax. www.rameykemp.com NC License No. C-0910	

NUMBER	SIGN			ROADWAY STATION	NUMBER OF SUPPORTS	BEAM SECTION	SUPPORT TYPE BA or S	OMNI COUPLER	ATTACHMENT METHOD	MOUNTING METHOD	HORIZONTAL CLEARANCE* (ft.)	SUPPORT SPACING	LENGTH (ft)			LEFT SUPPORT (ft)			CENTER SUPPORT (ft)			RIGHT SUPPORT (ft)			SUPPORT WEIGHTS		FOOTINGS				FIELD VERIFIED SEE NOTE 2 (mm/dd/yy)	
	TYPE	SIZE (in.)											SNS HT "H"	MTG HT "C"	EMBED-MENT	S	L	LENGTH	S	L	LENGTH	S	L	LENGTH	B/A (lbs.)	SIMPLE (lbs.)	DIAMETER (ft.)	DEPTH (ft.)	REINFORCED (c.y.)	PLAIN (c.y.)		
		w	x																													h
101	A	126	x	72	-L- 217+00 RT	2	S4x7.7	BA	N/A	N/A	N/A	30.00	6.15	6.00	13.89	3.0	-6.14	13.75	16.75	0.00	0.00	0.00	-6.89	13.00	16.00	292.18	0	1.0	3.5	0.00	0.20	
																	TOTAL	TOTAL	TOTAL	TOTAL												
																	292.18	0.00	0.00	0.20												
																	USE:	293.00	0.00	0.00	1.00											

**NOTES**


1. DIMENSION "S" REPRESENTS AN INCREASE (+), OR A DECREASE (-) IN POLE LENGTH, RELATIVE TO THE ELEVATION OF THE EDGE OF TRAVEL LANE.
2. FIELD VERIFICATIONS SHALL BE REQUIRED FOR ALL SUPPORTS, SEE (\*) ARTICLE 903-3. FABRICATORS SHALL BE AISC CERTIFIED IN CATEGORY 1. SEE (\*) ARTICLE 1072-1. (\*) = N.C.D.O.T. STANDARD SPECIFICATIONS FOR ROADS AND STRUCTURES
3. PLAN LOCATIONS FOR EXISTING UTILITIES ARE BASED ON THE BEST AVAILABLE INFORMATION AND, THEREFORE MAY NOT BE PRECISELY ACCURATE. THEREFORE, IT IS INCUMBENT UPON THE CONTRACTOR TO DETERMINE THE EXACT LOCATION OF UTILITIES BEFORE BEGINNING WORK IN A LOCATION.



**TYPE "A"  
GROUND MOUNTED SIGNS**




401 QUANTITY REQ'D 33



30" X 30"  
R1-1

ONE "U" POST PER SIGN

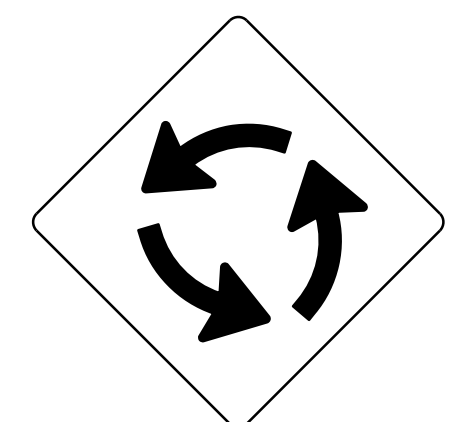
406 QUANTITY REQ'D 9



24" X 24"  
R3-27

ONE "U" POST PER SIGN


411 QUANTITY REQ'D 1



30" X 30"  
W2-6

ONE "U" POST PER SIGN

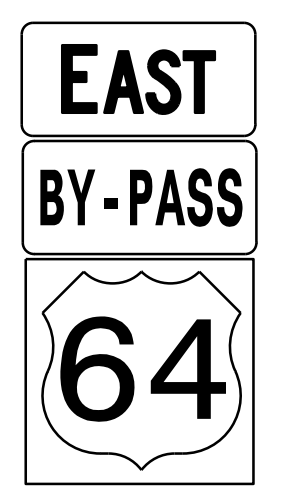
501



1 - 24" X 12"  
1 - 24" X 12"  
1 - 24" X 24"

ONE "U" POST PER ASSEMBLY


506



1 - 24" X 12"  
1 - 24" X 12"  
1 - 24" X 24"

ONE "U" POST PER ASSEMBLY

511




2 - 24" X 12"  
2 - 24" X 24"  
2 - 21" X 15"

TWO "U" POST PER ASSEMBLY

APPROVED: \_\_\_\_\_  
DATE: \_\_\_\_\_


SEAL



DocuSigned by:  
*Nicholas E. Burns*  
9/4/2019

**DOCUMENT NOT CONSIDERED FINAL  
UNLESS ALL SIGNATURES COMPLETED**


402 QUANTITY REQ'D 1



30" X 30"  
W3-2a

ONE "U" POST PER SIGN


407 QUANTITY REQ'D 3



24" X 30"  
R2-1

ONE "U" POST PER SIGN


412 QUANTITY REQ'D 1



24" X 30"  
R4-7

ONE "U" POST PER SIGN

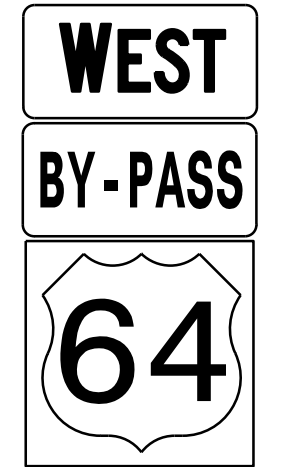
502



1 - 24" X 12"  
1 - 24" X 24"

ONE "U" POST PER ASSEMBLY


507



1 - 24" X 12"  
1 - 24" X 12"  
1 - 24" X 24"

ONE "U" POST PER ASSEMBLY

512




1 - 24" X 12"  
1 - 24" X 24"  
1 - 21" X 21"

ONE "U" POST PER ASSEMBLY



**RAMEY KEMP  
& ASSOCIATES, INC.**  
Transportation Engineers  
8307 University Executive Park Drive, Suite 260  
Charlotte, North Carolina 28262  
704-549-4260 Tel. 704-549-4277 Fax.  
www.rameykemp.com  
NC License No. C-0910


403 QUANTITY REQ'D 7



54" X 18"  
R6-1 (L)

TWO "U" POSTS PER SIGN


408 QUANTITY REQ'D 1



30" X 36"  
R2-1

ONE "U" POST PER SIGN


413 QUANTITY REQ'D 15



36" X 36"  
W12-1

ONE "U" POST PER SIGN

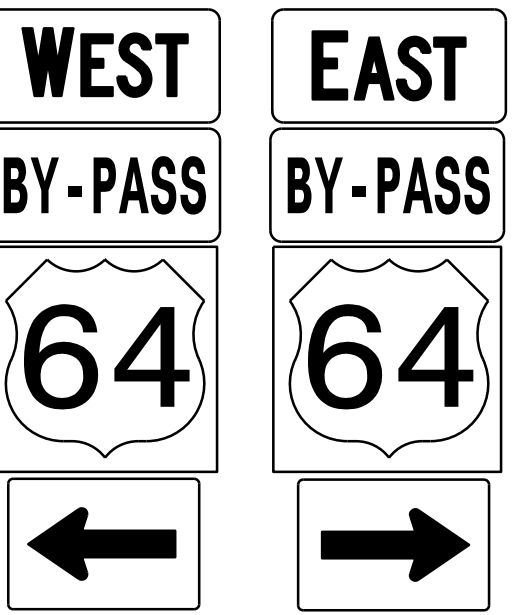
503



1 - 24" X 12"  
1 - 24" X 24"  
1 - 21" X 21"

ONE "U" POST PER ASSEMBLY


508



2 - 24" X 12"  
2 - 24" X 12"  
1 - 24" X 24"  
2 - 21" X 15"

TWO "U" POST PER ASSEMBLY


404 QUANTITY REQ'D 17



36" X 12"  
R6-1 (R)

TWO "U" POSTS PER SIGN

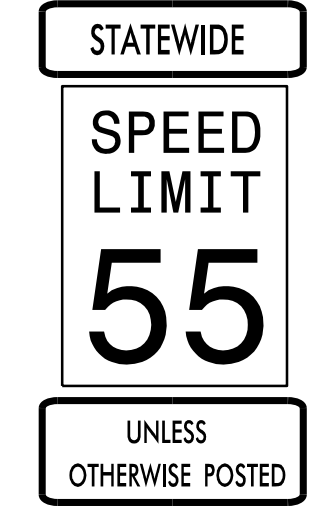
409 QUANTITY REQ'D 2



30" X 36"  
R2-1

ONE "U" POST PER SIGN


414 QUANTITY REQ'D 1



36" X 10"  
R2-22  
30" X 36"  
R2-1  
42" X 14"  
R2-23

ONE "U" POST PER ASSEMBLY

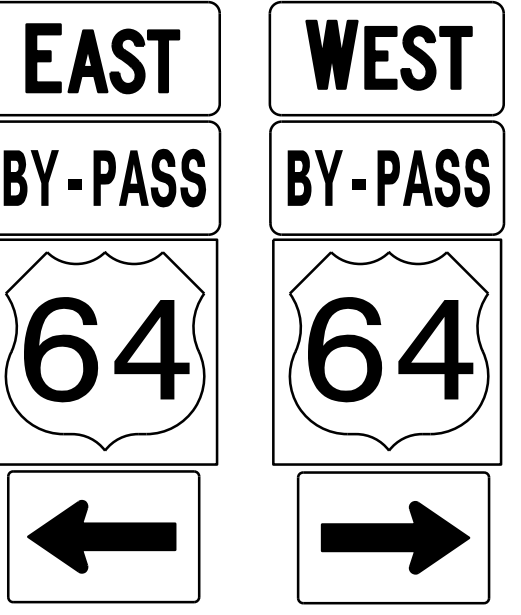
504



1 - 24" X 12"  
1 - 24" X 24"

ONE "U" POST PER ASSEMBLY


509



2 - 24" X 12"  
2 - 24" X 12"  
1 - 24" X 24"  
2 - 21" X 15"

TWO "U" POST PER ASSEMBLY


405 QUANTITY REQ'D 9



24" X 24"  
R3-2

ONE "U" POST PER SIGN

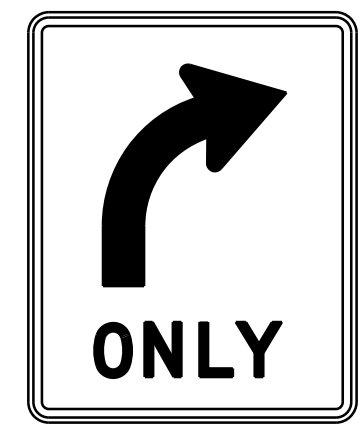
410 QUANTITY REQ'D 3



30" X 36"  
R2-1

ONE "U" POST PER SIGN

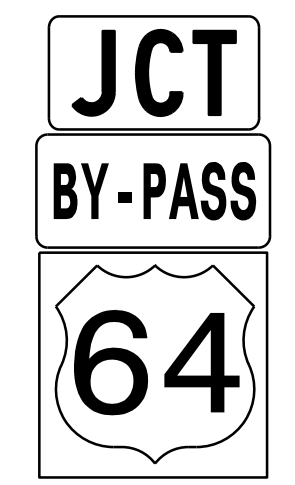
415 QUANTITY REQ'D 1



30" X 36"  
R3-5R

ONE "U" POST PER SIGN

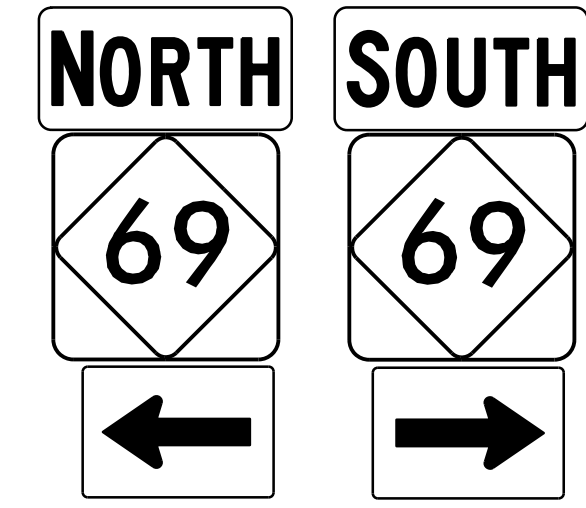
505



1 - 21" X 15"  
1 - 24" X 12"  
1 - 24" X 24"

ONE "U" POST PER ASSEMBLY

510




2 - 24" X 12"  
2 - 24" X 24"  
2 - 21" X 15"

TWO "U" POST PER ASSEMBLY

**TYPE "E" AND "F" SIGNS**

APPROVED: \_\_\_\_\_

DATE: \_\_\_\_\_



**DOCUMENT NOT CONSIDERED FINAL  
UNLESS ALL SIGNATURES COMPLETED**



SIGN NUMBER: 101 TYPE: A QUANTITY: 1 SIGN WIDTH: 10'-6" HEIGHT: 6'-0" TOTAL AREA: 63.0 Sq.Ft. BORDER TYPE: FLUSH RECESS: 0" WIDTH: 1.00" RADII: 4.00" NO. Z BARS: 2 LENGTH: 118.0	BACKG COLOR: Green COPY COLOR: White <table border="1"> <tr> <th>SYMBOL</th> <th>X</th> <th>Y</th> <th>WID</th> <th>HT</th> </tr> <tr> <td>AR_ROUNDABOUT</td> <td>47.8</td> <td>5.2</td> <td>37.7</td> <td>37.7</td> </tr> </table> MAT'L: 0.063" (1.6 mm) ALUMINUM	SYMBOL	X	Y	WID	HT	AR_ROUNDABOUT	47.8	5.2	37.7	37.7	DESIGN BY: ZME PROJECT ID: A-0011C CHECKED BY: NEB LOCATION: Jan 02, 2019 DIV: 14
SYMBOL	X	Y	WID	HT								
AR_ROUNDABOUT	47.8	5.2	37.7	37.7								

USE NOTES: 1 AND 2

- Legend and border (except those that are colored black) shall be direct applied Grade C sheeting.
- Background shall be Grade C reflective sheeting.

Panel Style: guide\_con\_destination.ssi  
M.U.T.C.D.: 2009 Edition

Spacing Factor is 1 unless specified otherwise

LETTER POSITIONS

Letter locations are panel edge to lower left corner

Y	e	l	l	o	w	J	a	c	k	e	t	Series/Size
39	44.7	49.1	51.3	53.2	57.3	64.1	70.1	75	79.3	83.6	87.9	D 2000
												55.1
												D 2000
												18.2
												D 2000
												36.1
												D 2000
												28.9

FILENAME: Tim Sign Designs NORTH CAROLINA D.O.T. SIGN DETAIL

SIGN NUMBER: 301 TYPE: D QUANTITY: 1 SIGN WIDTH: 5'-6" HEIGHT: 2'-6" TOTAL AREA: 13.8 Sq.Ft. BORDER TYPE: FLUSH RECESS: 0" WIDTH: 1.00" RADII: 1.875" NO. Z BARS: LENGTH:	BACKG COLOR: Green COPY COLOR: White <table border="1"> <tr> <th>SYMBOL</th> <th>X</th> <th>Y</th> <th>WID</th> <th>HT</th> </tr> <tr> <td>AR_Type D</td> <td>9</td> <td>17.8</td> <td>6</td> <td>9</td> </tr> <tr> <td>AR_Type D</td> <td>7.5</td> <td>4.7</td> <td>6</td> <td>9</td> </tr> </table> MAT'L: 0.063" (1.6 mm) ALUMINUM	SYMBOL	X	Y	WID	HT	AR_Type D	9	17.8	6	9	AR_Type D	7.5	4.7	6	9	DESIGN BY: ZME PROJECT ID: A-0011C CHECKED BY: NEB LOCATION: Jan 02, 2019 DIV: 14
SYMBOL	X	Y	WID	HT													
AR_Type D	9	17.8	6	9													
AR_Type D	7.5	4.7	6	9													

USE NOTES: 1 AND 2

- Legend and border (except those that are colored black) shall be direct applied Grade C sheeting.
- Background shall be Grade C reflective sheeting.

Panel Style: guide\_con\_destination.ssi  
M.U.T.C.D.: 2009 Edition

Spacing Factor is 1 unless specified otherwise

LETTER POSITIONS

Letter locations are panel edge to lower left corner

F	r	a	n	k	i	l	i	n	Series/Size
22.5	27	29.7	34.2	38.9	43.5	45.6	47.8		D 2000
									28.9
									D 2000
									36.1

FILENAME: Tim Sign Designs NORTH CAROLINA D.O.T. SIGN DETAIL

SIGN NUMBER: 302 TYPE: D QUANTITY: 1 SIGN WIDTH: 5'-6" HEIGHT: 2'-6" TOTAL AREA: 13.8 Sq.Ft. BORDER TYPE: FLUSH RECESS: 0" WIDTH: 1.00" RADII: 1.875" NO. Z BARS: LENGTH:	BACKG COLOR: Green COPY COLOR: White <table border="1"> <tr> <th>SYMBOL</th> <th>X</th> <th>Y</th> <th>WID</th> <th>HT</th> </tr> <tr> <td>AR_Type D</td> <td>49.8</td> <td>12</td> <td>6</td> <td>9</td> </tr> </table> MAT'L: 0.063" (1.6 mm) ALUMINUM	SYMBOL	X	Y	WID	HT	AR_Type D	49.8	12	6	9	DESIGN BY: ZME PROJECT ID: A-0011C CHECKED BY: NEB LOCATION: Jan 02, 2019 DIV: 14
SYMBOL	X	Y	WID	HT								
AR_Type D	49.8	12	6	9								

USE NOTES: 1 AND 2

- Legend and border (except those that are colored black) shall be direct applied Grade C sheeting.
- Background shall be Grade C reflective sheeting.

Panel Style: guide\_con\_destination.ssi  
M.U.T.C.D.: 2009 Edition

Spacing Factor is 1 unless specified otherwise

LETTER POSITIONS

Letter locations are panel edge to lower left corner

H	i	a	w	a	s	s	e	e	Series/Size
7.2	12.6	14.5	18.6	25.8	30	33.2	36.6	40.7	D 2000
									37
									D 2000
									25.1

FILENAME: Tim Sign Designs NORTH CAROLINA D.O.T. SIGN DETAIL

SIGN NUMBER: 303 TYPE: D QUANTITY: 1 SIGN WIDTH: 5'-6" HEIGHT: 2'-6" TOTAL AREA: 13.8 Sq.Ft. BORDER TYPE: FLUSH RECESS: 0" WIDTH: 1.00" RADII: 1.875" NO. Z BARS: LENGTH:	BACKG COLOR: Green COPY COLOR: White <table border="1"> <tr> <th>SYMBOL</th> <th>X</th> <th>Y</th> <th>WID</th> <th>HT</th> </tr> <tr> <td>AR_Type D</td> <td>7.5</td> <td>16.7</td> <td>6</td> <td>9</td> </tr> <tr> <td>AR_Type D</td> <td>49.5</td> <td>4.7</td> <td>6</td> <td>9</td> </tr> </table> MAT'L: 0.063" (1.6 mm) ALUMINUM	SYMBOL	X	Y	WID	HT	AR_Type D	7.5	16.7	6	9	AR_Type D	49.5	4.7	6	9	DESIGN BY: ZME PROJECT ID: A-0011C CHECKED BY: NEB LOCATION: Jan 02, 2019 DIV: 14
SYMBOL	X	Y	WID	HT													
AR_Type D	7.5	16.7	6	9													
AR_Type D	49.5	4.7	6	9													

USE NOTES: 1 AND 2

- Legend and border (except those that are colored black) shall be direct applied Grade C sheeting.
- Background shall be Grade C reflective sheeting.

Panel Style: guide\_con\_destination.ssi  
M.U.T.C.D.: 2009 Edition

Spacing Factor is 1 unless specified otherwise

LETTER POSITIONS

Letter locations are panel edge to lower left corner

M	u	r	p	h	y	Series/Size
19.5	25.4	30.2	33.2	37.7	41.9	D 2000
						26.9
						D 2000
						36.1

FILENAME: Tim Sign Designs NORTH CAROLINA D.O.T. SIGN DETAIL

APPROVED: \_\_\_\_\_  
DATE: \_\_\_\_\_

SEAL

DocuSigned by:  
**Nicholas E. Buons**  
77B4BAEAC0AEE8  
9/4/2019

**DOCUMENT NOT CONSIDERED FINAL  
UNLESS ALL SIGNATURES COMPLETED**

**RAMEY KEMP & ASSOCIATES, INC.**  
Transportation Engineers  
8307 University Executive Park Drive, Suite 260  
Charlotte, North Carolina 28262  
704-549-4260 Tel. 704-549-4277 Fax.  
www.rameykemp.com  
NC License No. C-0910

<p><b>SIGN NUMBER:</b> 304 <b>TYPE:</b> D <b>QUANTITY:</b> 1 <b>SIGN WIDTH:</b> 5'-6" <b>HEIGHT:</b> 2'-6" <b>TOTAL AREA:</b> 13.8 Sq.Ft. <b>BORDER TYPE:</b> FLUSH <b>RECESS:</b> 0" <b>WIDTH:</b> 1.00" <b>RADII:</b> 1.875" <b>NO. Z BARS:</b> <b>LENGTH:</b></p>	<p><b>BACKG COLOR:</b> Green <b>COPY COLOR:</b> White</p> <table border="1"> <tr> <th>SYMBOL</th> <th>X</th> <th>Y</th> <th>WID</th> <th>HT</th> </tr> <tr> <td>AR_Type D</td> <td>5.4</td> <td>12</td> <td>6</td> <td>9</td> </tr> </table> <p><b>MAT'L:</b> 0.063" (1.6 mm) ALUMINUM</p>	SYMBOL	X	Y	WID	HT	AR_Type D	5.4	12	6	9	<p><b>DESIGN BY:</b> ZME <b>PROJECT ID:</b> A-0011C <b>CHECKED BY:</b> NEB <b>LOCATION:</b> <b>Jan 02, 2019</b> <b>DIV:</b> 14</p>
SYMBOL	X	Y	WID	HT								
AR_Type D	5.4	12	6	9								

**USE NOTES: 1 AND 2**

- Legend and border (except those that are colored black) shall be direct applied Grade C sheeting.
- Background shall be Grade C reflective sheeting.

Panel Style: guide\_con\_destination.ssi  
M.U.T.C.D.: 2009 Edition

Spacing Factor is 1 unless specified otherwise

**LETTER POSITIONS**

Letter locations are panel edge to lower left corner

Letter	X	Y	WID	HT	Series/Size
H	23.6	29	30.8	34.9	D 2000
i	30.8	29	30.8	34.9	D 2000
a	34.9	29	30.8	34.9	D 2000
w	42.1	29	30.8	34.9	D 2000
a	46.3	29	30.8	34.9	D 2000
s	49.5	29	30.8	34.9	D 2000
s	52.7	29	30.8	34.9	D 2000
e	55.9	29	30.8	34.9	D 2000
e	59.1	29	30.8	34.9	D 2000
A	27.6	32.9	36	37.8	D 2000
t	32.9	32.9	36	37.8	D 2000
i	37.8	32.9	36	37.8	D 2000
a	42.4	32.9	36	37.8	D 2000
n	46.5	32.9	36	37.8	D 2000
t	49.3	32.9	36	37.8	D 2000
a					

FILENAME: Tim Sign Designs NORTH CAROLINA D.O.T. SIGN DETAIL

<p><b>SIGN NUMBER:</b> 305 <b>TYPE:</b> D <b>QUANTITY:</b> 1 <b>SIGN WIDTH:</b> 5'-0" <b>HEIGHT:</b> 3'-6" <b>TOTAL AREA:</b> 17.5 Sq.Ft. <b>BORDER TYPE:</b> FLUSH <b>RECESS:</b> 0" <b>WIDTH:</b> 1.00" <b>RADII:</b> 2.25" <b>NO. Z BARS:</b> <b>LENGTH:</b></p>	<p><b>BACKG COLOR:</b> Green <b>COPY COLOR:</b> White</p> <table border="1"> <tr> <th>SYMBOL</th> <th>X</th> <th>Y</th> <th>WID</th> <th>HT</th> </tr> <tr> <td>AR_Type D</td> <td>6.8</td> <td>30.3</td> <td>6</td> <td>9</td> </tr> <tr> <td>AR_Type D</td> <td>5.3</td> <td>18</td> <td>6</td> <td>9</td> </tr> <tr> <td>AR_Type D</td> <td>43.2</td> <td>4.2</td> <td>5.9</td> <td>9</td> </tr> </table> <p><b>MAT'L:</b> 0.063" (1.6 mm) ALUMINUM</p>	SYMBOL	X	Y	WID	HT	AR_Type D	6.8	30.3	6	9	AR_Type D	5.3	18	6	9	AR_Type D	43.2	4.2	5.9	9	<p><b>DESIGN BY:</b> ZME <b>PROJECT ID:</b> A-0011C <b>CHECKED BY:</b> NEB <b>LOCATION:</b> <b>Jan 02, 2019</b> <b>DIV:</b> 14</p>
SYMBOL	X	Y	WID	HT																		
AR_Type D	6.8	30.3	6	9																		
AR_Type D	5.3	18	6	9																		
AR_Type D	43.2	4.2	5.9	9																		

**USE NOTES: 1 AND 2**

- Legend and border (except those that are colored black) shall be direct applied Grade C sheeting.
- Background shall be Grade C reflective sheeting.

Panel Style: guide\_con\_destination.ssi  
M.U.T.C.D.: 2009 Edition

Spacing Factor is 1 unless specified otherwise

**LETTER POSITIONS**

Letter locations are panel edge to lower left corner

Letter	X	Y	WID	HT	Series/Size
H	17.7	23.1	24.9	29	D 2000
i	24.9	23.1	24.9	29	D 2000
a	29	23.1	24.9	29	D 2000
w	36.2	23.1	24.9	29	D 2000
a	40.4	23.1	24.9	29	D 2000
s	43.6	23.1	24.9	29	D 2000
s	47	23.1	24.9	29	D 2000
e	51.1	23.1	24.9	29	D 2000
e					
F	20.3	24.8	27.5	32.1	D 2000
r	24.8	24.8	27.5	32.1	D 2000
a	27.5	24.8	27.5	32.1	D 2000
n	32.1	24.8	27.5	32.1	D 2000
k	36.8	24.8	27.5	32.1	D 2000
l	41.3	24.8	27.5	32.1	D 2000
i	43.5	24.8	27.5	32.1	D 2000
n	45.6	24.8	27.5	32.1	D 2000
M	5.3	11.3	16	19	D 2000
u	11.3	11.3	16	19	D 2000
r	16	11.3	16	19	D 2000
p	19	11.3	16	19	D 2000
h	23.6	11.3	16	19	D 2000
y	27.8	11.3	16	19	D 2000

FILENAME: Tim Sign Designs NORTH CAROLINA D.O.T. SIGN DETAIL

<p><b>SIGN NUMBER:</b> 306 <b>TYPE:</b> D <b>QUANTITY:</b> 1 <b>SIGN WIDTH:</b> 5'-6" <b>HEIGHT:</b> 3'-6" <b>TOTAL AREA:</b> 19.3 Sq.Ft. <b>BORDER TYPE:</b> FLUSH <b>RECESS:</b> 0" <b>WIDTH:</b> 1.00" <b>RADII:</b> 2.25" <b>NO. Z BARS:</b> <b>LENGTH:</b></p>	<p><b>BACKG COLOR:</b> Green <b>COPY COLOR:</b> White</p> <table border="1"> <tr> <th>SYMBOL</th> <th>X</th> <th>Y</th> <th>WID</th> <th>HT</th> </tr> <tr> <td>AR_Type D</td> <td>7.9</td> <td>30.3</td> <td>6</td> <td>9</td> </tr> <tr> <td>AR_Type D</td> <td>6.4</td> <td>18</td> <td>6</td> <td>9</td> </tr> <tr> <td>AR_Type D</td> <td>50.6</td> <td>3.8</td> <td>6</td> <td>9</td> </tr> </table> <p><b>MAT'L:</b> 0.063" (1.6 mm) ALUMINUM</p>	SYMBOL	X	Y	WID	HT	AR_Type D	7.9	30.3	6	9	AR_Type D	6.4	18	6	9	AR_Type D	50.6	3.8	6	9	<p><b>DESIGN BY:</b> ZME <b>PROJECT ID:</b> A-0011C <b>CHECKED BY:</b> NEB <b>LOCATION:</b> <b>Jan 02, 2019</b> <b>DIV:</b> 14</p>
SYMBOL	X	Y	WID	HT																		
AR_Type D	7.9	30.3	6	9																		
AR_Type D	6.4	18	6	9																		
AR_Type D	50.6	3.8	6	9																		

**USE NOTES: 1 AND 2**

- Legend and border (except those that are colored black) shall be direct applied Grade C sheeting.
- Background shall be Grade C reflective sheeting.

Panel Style: guide\_con\_destination.ssi  
M.U.T.C.D.: 2009 Edition

Spacing Factor is 1 unless specified otherwise

**LETTER POSITIONS**

Letter locations are panel edge to lower left corner

Letter	X	Y	WID	HT	Series/Size
H	21.4	28.5	30.5	35.5	D 2000
a	30.5	28.5	30.5	35.5	D 2000
y	35.5	28.5	30.5	35.5	D 2000
e	42.7	28.5	30.5	35.5	D 2000
s	47.6	28.5	30.5	35.5	D 2000
v	49.8	28.5	30.5	35.5	D 2000
i	52	28.5	30.5	35.5	D 2000
i	53.9	28.5	30.5	35.5	D 2000
l					
o					
M	21.4	27.3	32	35	D 2000
u	27.3	27.3	32	35	D 2000
r	32	27.3	32	35	D 2000
p	35	27.3	32	35	D 2000
h	39.6	27.3	32	35	D 2000
y	43.8	27.3	32	35	D 2000
F	15.8	20.3	23	27.5	D 2000
r	20.3	20.3	23	27.5	D 2000
a	23	20.3	23	27.5	D 2000
n	27.5	20.3	23	27.5	D 2000
k	32.2	20.3	23	27.5	D 2000
l	36.8	20.3	23	27.5	D 2000
i	38.9	20.3	23	27.5	D 2000
n	41.1	20.3	23	27.5	D 2000

FILENAME: Tim Sign Designs NORTH CAROLINA D.O.T. SIGN DETAIL

<p><b>SIGN NUMBER:</b> 307 <b>TYPE:</b> D <b>QUANTITY:</b> 1 <b>SIGN WIDTH:</b> 6'-0" <b>HEIGHT:</b> 2'-6" <b>TOTAL AREA:</b> 15.0 Sq.Ft. <b>BORDER TYPE:</b> FLUSH <b>RECESS:</b> 0" <b>WIDTH:</b> 1.00" <b>RADII:</b> 1.875" <b>NO. Z BARS:</b> <b>LENGTH:</b></p>	<p><b>BACKG COLOR:</b> Green <b>COPY COLOR:</b> White</p> <table border="1"> <tr> <th>SYMBOL</th> <th>X</th> <th>Y</th> <th>WID</th> <th>HT</th> </tr> </table> <p><b>MAT'L:</b> 0.063" (1.6 mm) ALUMINUM</p>	SYMBOL	X	Y	WID	HT	<p><b>DESIGN BY:</b> ZME <b>PROJECT ID:</b> A-0011C <b>CHECKED BY:</b> NEB <b>LOCATION:</b> <b>Jan 02, 2019</b> <b>DIV:</b> 14</p>
SYMBOL	X	Y	WID	HT			

**USE NOTES: 1 AND 2**

- Legend and border (except those that are colored black) shall be direct applied Grade C sheeting.
- Background shall be Grade C reflective sheeting.

Panel Style: guide\_con\_distance.ssi  
M.U.T.C.D.: 2009 Edition

Spacing Factor is 1 unless specified otherwise

**LETTER POSITIONS**

Letter locations are panel edge to lower left corner

Letter	X	Y	WID	HT	Series/Size
H	8	13.4	15.3	19.4	D 2000
i	13.4	13.4	15.3	19.4	D 2000
a	15.3	13.4	15.3	19.4	D 2000
w	26.6	13.4	15.3	19.4	D 2000
a	30.8	13.4	15.3	19.4	D 2000
s	34	13.4	15.3	19.4	D 2000
s	37.4	13.4	15.3	19.4	D 2000
e	59.9	13.4	15.3	19.4	D 2000
8					
A	8	13.4	16.4	18.3	D 2000
t	13.4	13.4	16.4	18.3	D 2000
i	16.4	13.4	16.4	18.3	D 2000
a	22.9	13.4	16.4	18.3	D 2000
n	27	13.4	16.4	18.3	D 2000
t	29.8	13.4	16.4	18.3	D 2000
a	54.5	13.4	16.4	18.3	D 2000
9					
5					

FILENAME: Tim Sign Designs NORTH CAROLINA D.O.T. SIGN DETAIL



APPROVED: \_\_\_\_\_  
 DATE: \_\_\_\_\_

SEAL

DocuSigned by:  
 Nicholas E. Burns  
 77848AE4004E8 9/4/2019

**DOCUMENT NOT CONSIDERED FINAL  
 UNLESS ALL SIGNATURES COMPLETED**

**RAMEY KEMP & ASSOCIATES, INC.**  
 Transportation Engineers  
 8307 University Executive Park Drive, Suite 260  
 Charlotte, North Carolina 28262  
 704-549-4260 Tel. 704-549-4277 Fax.  
 www.rameykemp.com  
 NC License No. C-0910

SIGN NUMBER: 308 TYPE: D QUANTITY: 1 SIGN WIDTH: 4'-6" HEIGHT: 1'-6" TOTAL AREA: 6.8 Sq.Ft. BORDER TYPE: FLUSH RECESS: 0" WIDTH: 1.00" RADII: 1.5" NO. Z BARS: LENGTH:	BACKG COLOR: Green COPY COLOR: White SYMBOl: [Table with 5 columns: SYMBOL, X, Y, WID, HT]	DESIGN BY: ZME PROJECT ID: A-0011C CHECKED BY: NEB LOCATION: Jan 02, 2019 DIV: 14
---	--	--

BORDER R=1.5" TH=1.00"  
 Panel Style: guide\_con\_destination.ssi  
 M.U.T.C.D.: 2009 Edition

Spacing Factor is 1 unless specified otherwise

LETTER POSITIONS													
Letter locations are panel edge to lower left corner													
M	u	r	p	h	y	1	6						Series/Size Text Length D 2000 39.8
7.1	13	17.8	20.8	25.3	29.5	40	42.8						

FILENAME: Tim Sign Designs NORTH CAROLINA D.O.T. SIGN DETAIL

SIGN NUMBER: 309 TYPE: D QUANTITY: 1 SIGN WIDTH: 5'-0" HEIGHT: 1'-6" TOTAL AREA: 7.5 Sq.Ft. BORDER TYPE: FLUSH RECESS: 0" WIDTH: 1.00" RADII: 1.5" NO. Z BARS: LENGTH:	BACKG COLOR: Green COPY COLOR: White SYMBOl: [Table with 5 columns: SYMBOL, X, Y, WID, HT]	DESIGN BY: ZME PROJECT ID: A-0011C CHECKED BY: NEB LOCATION: Jan 02, 2019 DIV: 14
---	--	--

BORDER R=1.5" TH=1.00"  
 Panel Style: guide\_con\_destination.ssi  
 M.U.T.C.D.: 2009 Edition

Spacing Factor is 1 unless specified otherwise

LETTER POSITIONS													
Letter locations are panel edge to lower left corner													
F	r	a	n	k	i	l	i	n	3	7			Series/Size Text Length D 2000 44
8	12.5	15.2	19.7	24.4	29	31.1	33.3	42.8	47.9				


FILENAME: Tim Sign Designs NORTH CAROLINA D.O.T. SIGN DETAIL

**SIGN DESIGNS**

APPROVED: \_\_\_\_\_

DATE: \_\_\_\_\_

SEAL



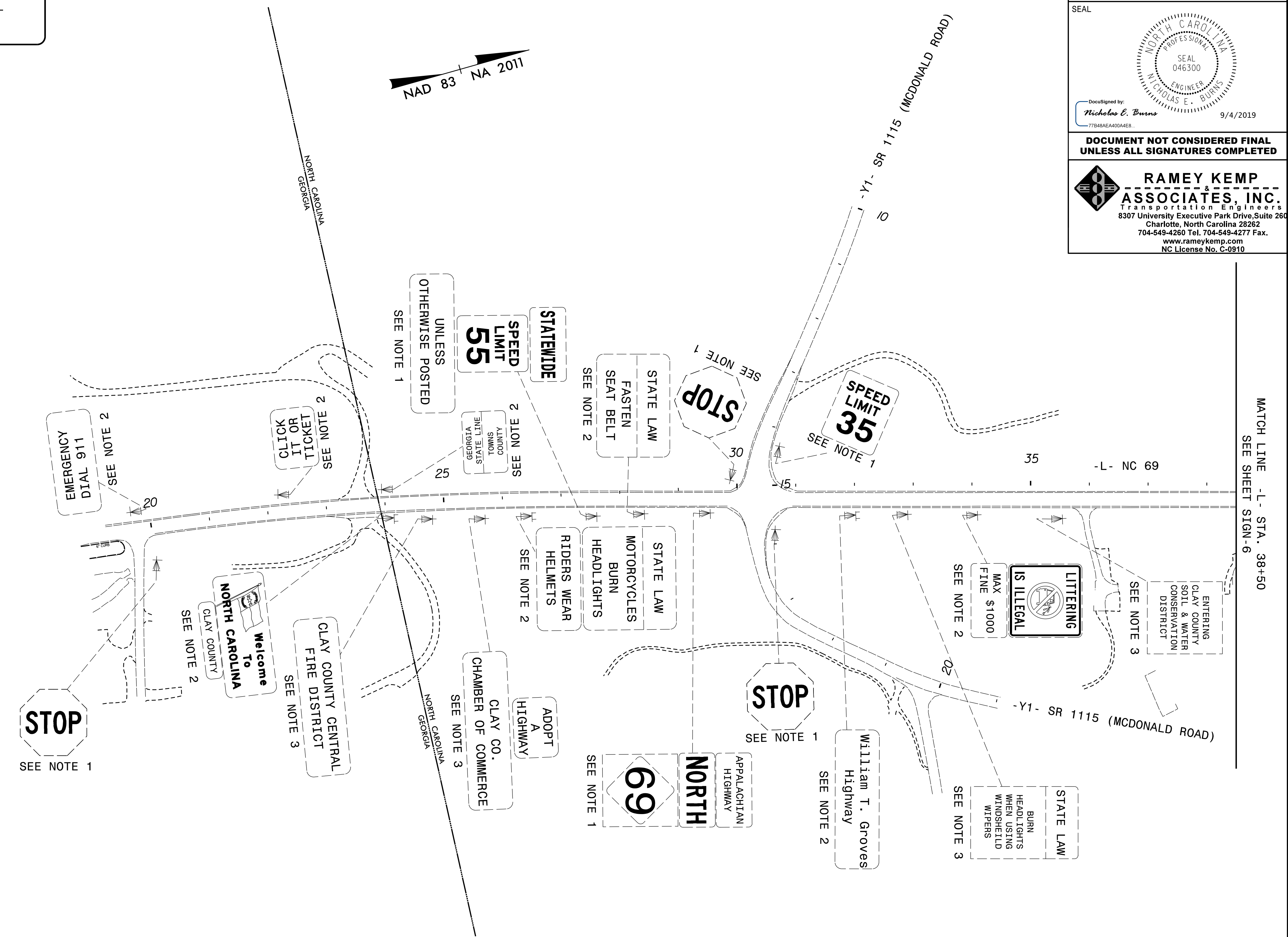
Designed by:  
*Nicholas E. Burns*  
 77848AE40DA6E8 9/4/2019

**DOCUMENT NOT CONSIDERED FINAL  
 UNLESS ALL SIGNATURES COMPLETED**

**RAMEY KEMP & ASSOCIATES, INC.**  
 Transportation Engineers  
 8307 University Executive Park Drive, Suite 260  
 Charlotte, North Carolina 28262  
 704-549-4260 Tel. 704-549-4277 Fax.  
 www.rameykemp.com  
 NC License No. C-0910

**PROJECT NOTES**

1. DISPOSAL OF SIGN SYSTEM, U-CHANNEL
2. EXISTING TO BE MAINTAINED
3. SIGN TO BE REPLACED BY OTHERS



MATCH LINE - L- STA. 38+50  
 SEE SHEET SIGN-6

**EXISTING SIGNS**



APPROVED: \_\_\_\_\_

DATE: \_\_\_\_\_

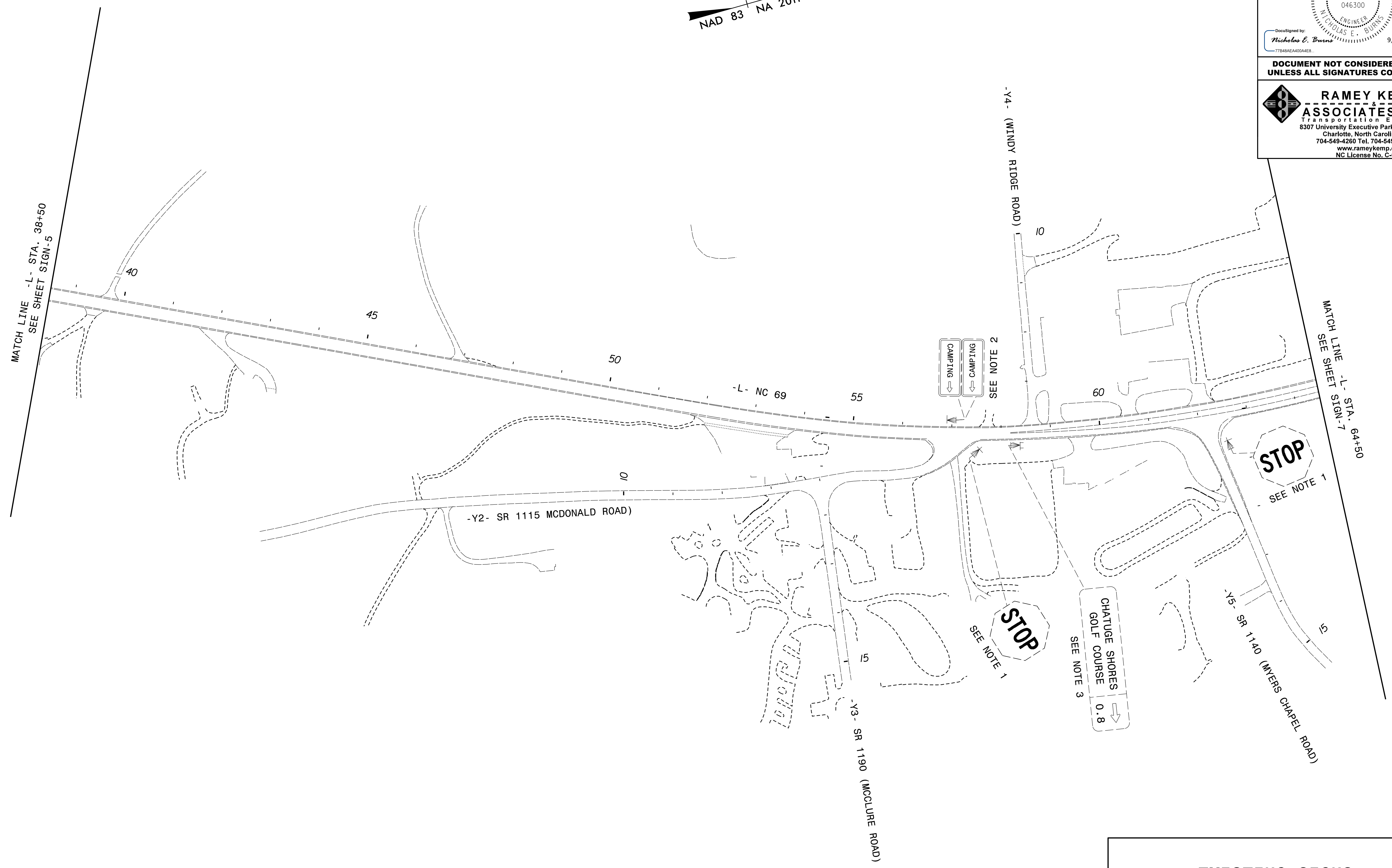
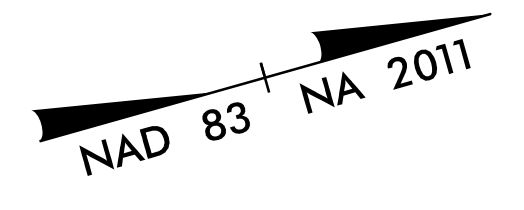
SEAL

DocuSigned by:  
*Nicholas E. Burns*  
77848AE40D0A4E8 9/4/2019

**DOCUMENT NOT CONSIDERED FINAL  
UNLESS ALL SIGNATURES COMPLETED**

**RAMEY KEMP & ASSOCIATES, INC.**  
Transportation Engineers  
8307 University Executive Park Drive, Suite 260  
Charlotte, North Carolina 28262  
704-549-4260 Tel. 704-549-4277 Fax.  
www.rameykemp.com  
NC License No. C-0910

- PROJECT NOTES**
1. DISPOSAL OF SIGN SYSTEM, U-CHANNEL
  2. EXISTING TO BE MAINTAINED
  3. SIGN TO BE REPLACED BY OTHERS



MATCH LINE -L- STA. 38+50  
SEE SHEET SIGN-5


MATCH LINE -L- STA. 64+50  
SEE SHEET SIGN-7

**EXISTING SIGNS**

APPROVED: \_\_\_\_\_

DATE: \_\_\_\_\_

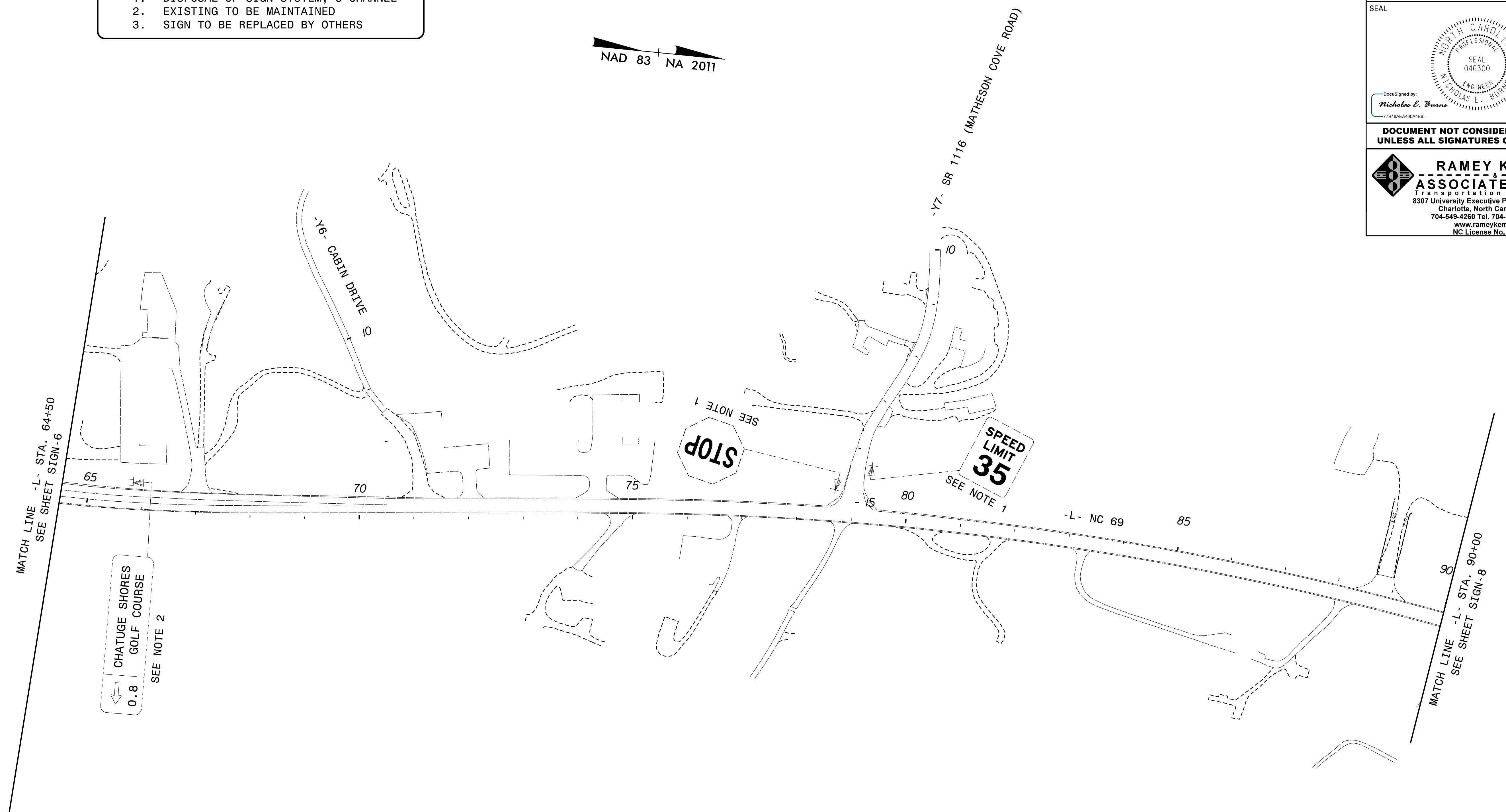
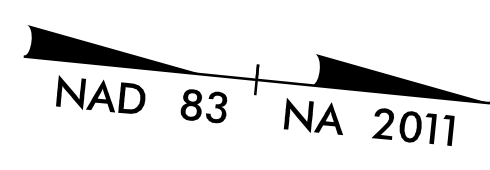
SEAL



DOCUMENT NOT CONSIDERED FINAL  
UNLESS ALL SIGNATURES COMPLETED

**RAMEY KEMP & ASSOCIATES, INC.**  
 Transportation Engineers  
 8307 University Executive Park Drive, Suite 260  
 Charlotte, North Carolina 28262  
 704-549-4260 Tel. 704-549-4277 Fax.  
 www.rameykemp.com  
 NC License No. C-0910

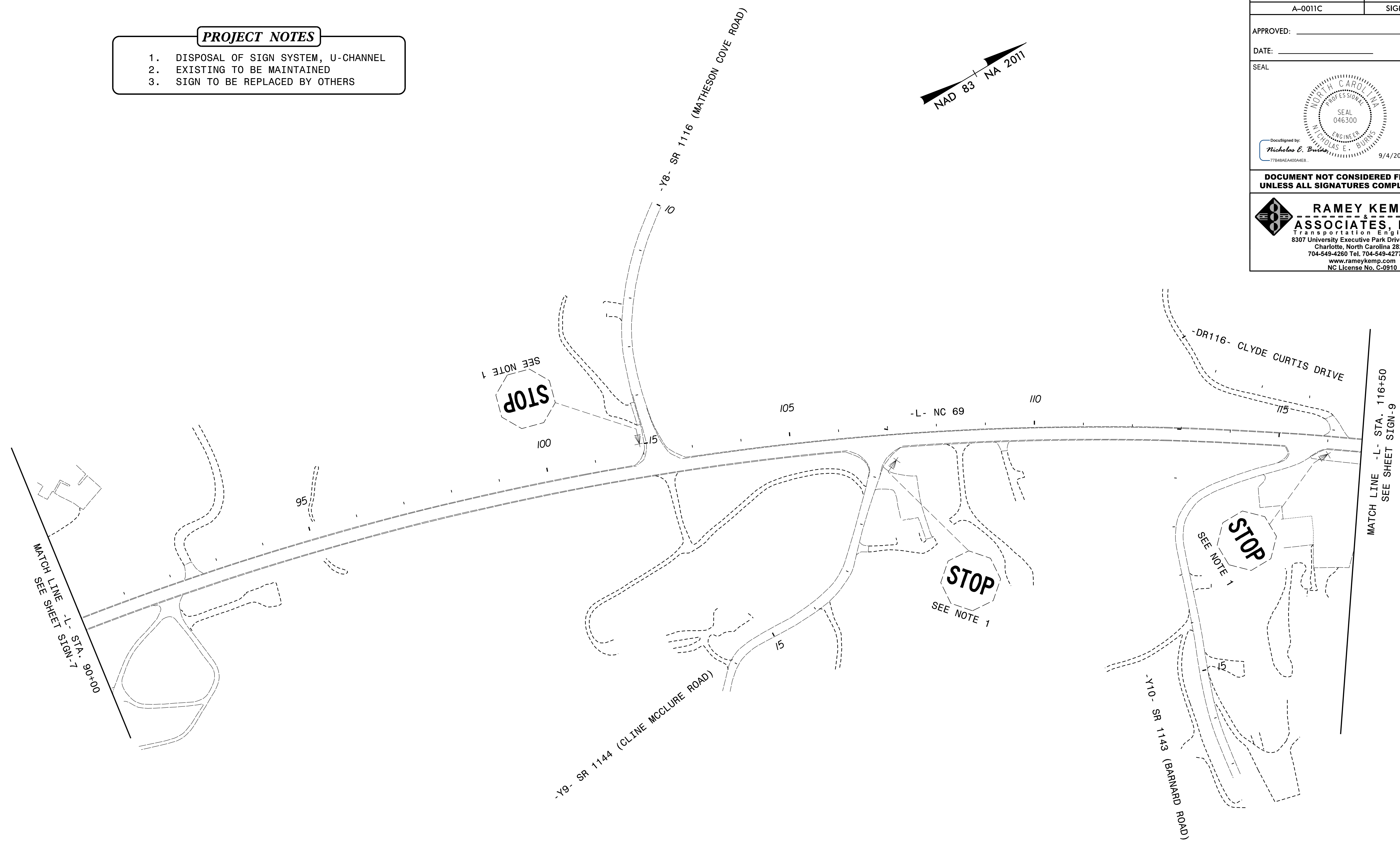
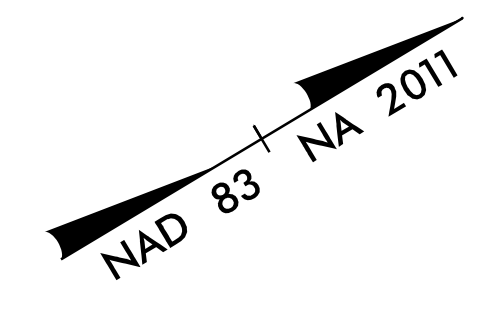
- PROJECT NOTES**
1. DISPOSAL OF SIGN SYSTEM, U-CHANNEL
  2. EXISTING TO BE MAINTAINED
  3. SIGN TO BE REPLACED BY OTHERS



**EXISTING SIGNS**

TIP NO. A-0011C	SHEET NO. SIGN-8
APPROVED: _____	
DATE: _____	
SEAL	
<p><b>DOCUMENT NOT CONSIDERED FINAL UNLESS ALL SIGNATURES COMPLETED</b></p>	
<p><b>RAMEY KEMP &amp; ASSOCIATES, INC.</b> Transportation Engineers 8307 University Executive Park Drive, Suite 260 Charlotte, North Carolina 28262 704-549-4260 Tel. 704-549-4277 Fax. www.rameykemp.com NC License No. C-0910</p>	

- PROJECT NOTES**
1. DISPOSAL OF SIGN SYSTEM, U-CHANNEL
  2. EXISTING TO BE MAINTAINED
  3. SIGN TO BE REPLACED BY OTHERS




**EXISTING SIGNS**



APPROVED: \_\_\_\_\_

DATE: \_\_\_\_\_

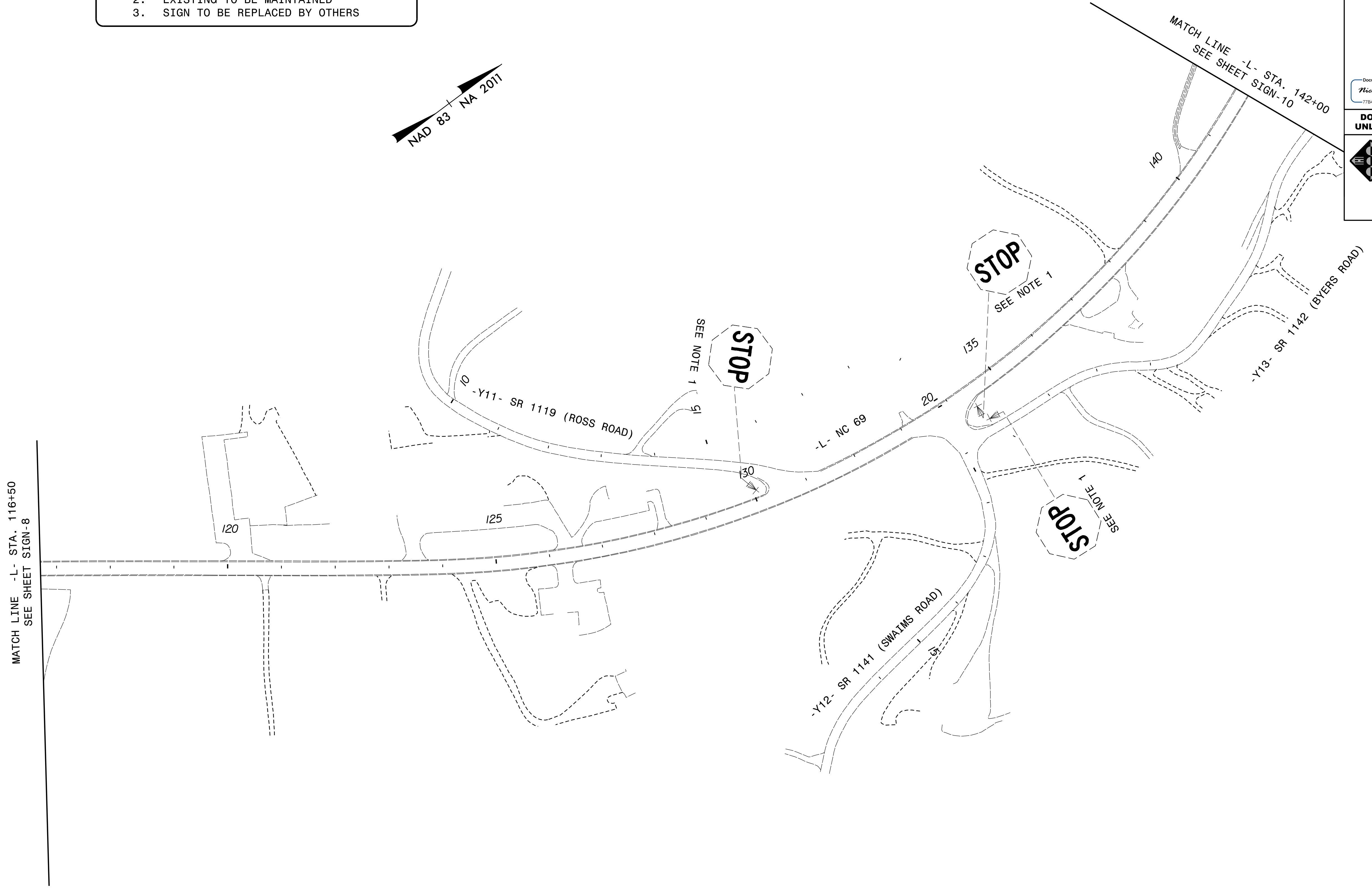
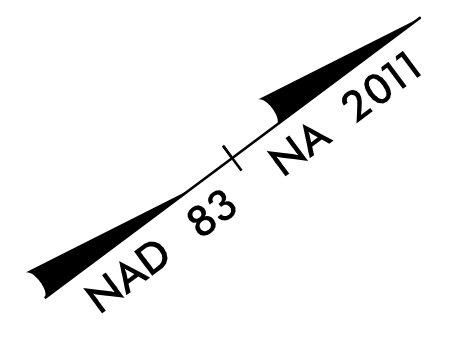
SEAL



**DOCUMENT NOT CONSIDERED FINAL  
UNLESS ALL SIGNATURES COMPLETED**

**RAMEY KEMP & ASSOCIATES, INC.**  
Transportation Engineers  
8307 University Executive Park Drive, Suite 260  
Charlotte, North Carolina 28262  
704-549-4260 Tel. 704-549-4277 Fax.  
www.rameykemp.com  
NC License No. C-0910

- PROJECT NOTES**
1. DISPOSAL OF SIGN SYSTEM, U-CHANNEL
  2. EXISTING TO BE MAINTAINED
  3. SIGN TO BE REPLACED BY OTHERS



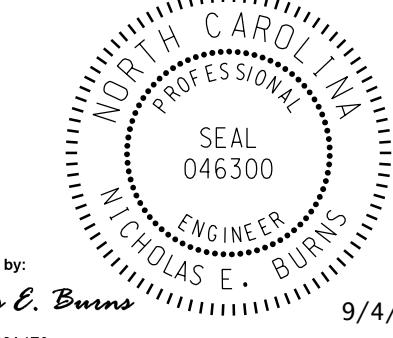
**EXISTING SIGNS**

APPROVED: \_\_\_\_\_

DATE: \_\_\_\_\_

SEAL

DocuSigned by:  
**Nicholas E. Burns**  
77B48AE4A00AEB...



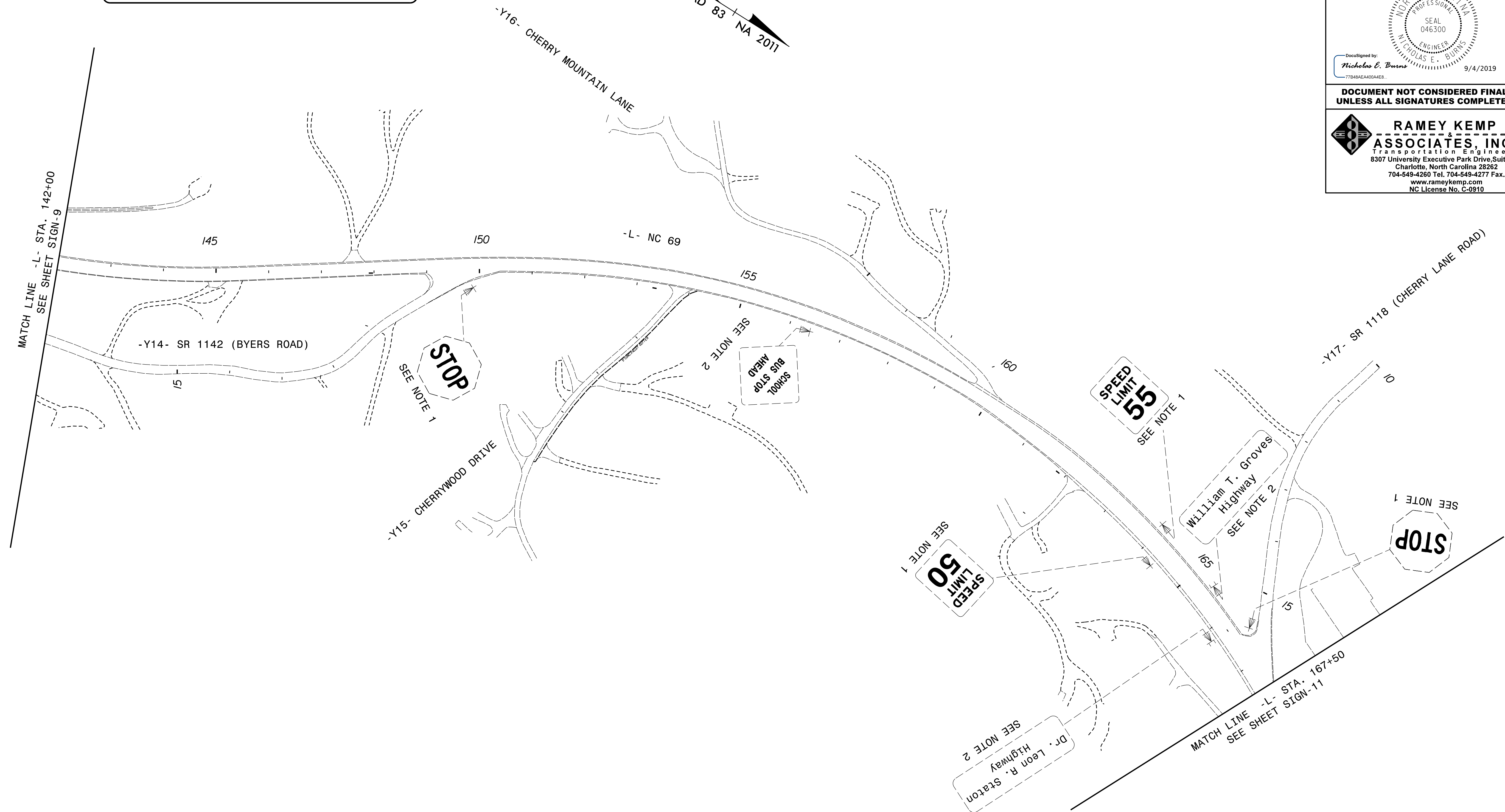
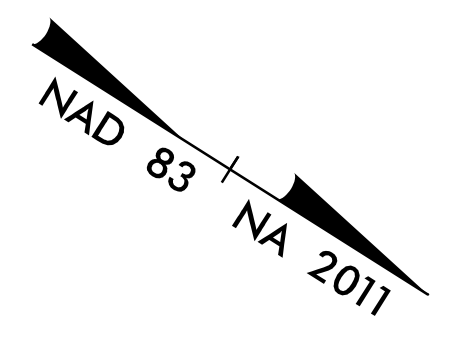
9/4/2019

**DOCUMENT NOT CONSIDERED FINAL  
UNLESS ALL SIGNATURES COMPLETED**




**RAMEY KEMP & ASSOCIATES, INC.**  
 Transportation Engineers  
 8307 University Executive Park Drive, Suite 260  
 Charlotte, North Carolina 28262  
 704-549-4260 Tel. 704-549-4277 Fax.  
 www.rameykemp.com  
 NC License No. C-0910

- PROJECT NOTES**
1. DISPOSAL OF SIGN SYSTEM, U-CHANNEL
  2. EXISTING TO BE MAINTAINED
  3. SIGN TO BE REPLACED BY OTHERS



**EXISTING SIGNS**

- PROJECT NOTES**
1. DISPOSAL OF SIGN SYSTEM, U-CHANNEL
  2. EXISTING TO BE MAINTAINED
  3. SIGN TO BE REPLACED BY OTHERS

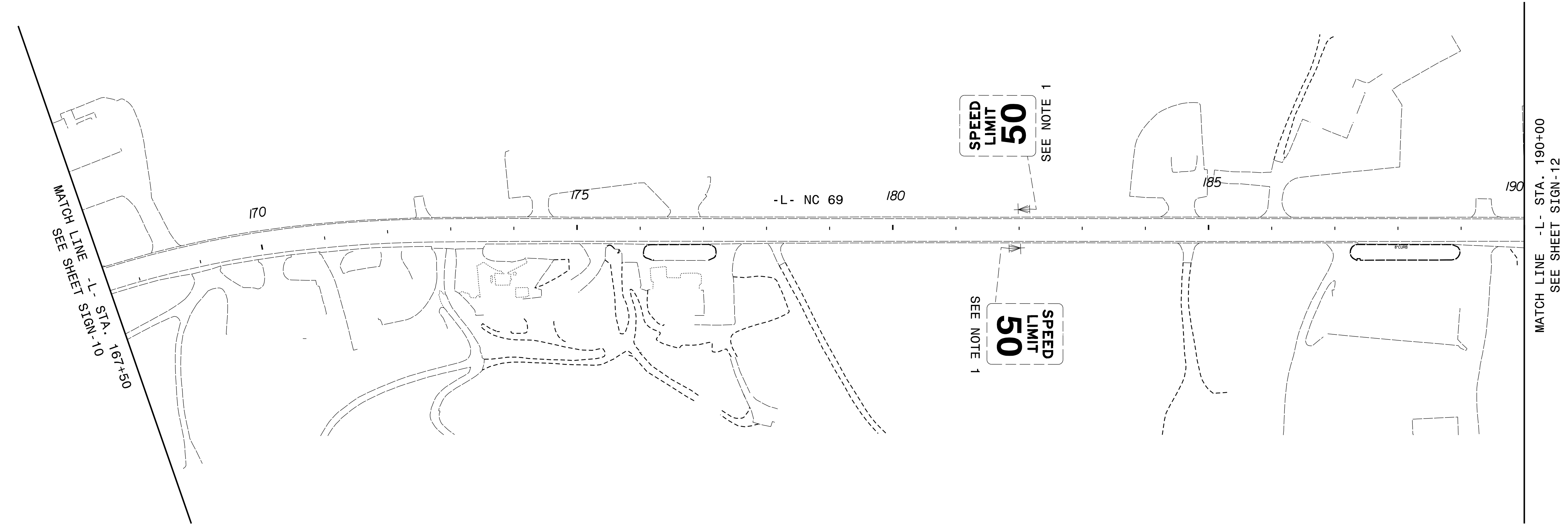


APPROVED: \_\_\_\_\_  
 DATE: \_\_\_\_\_  
 SEAL

DocuSigned by:  
 Nicholas E. Burns  
 77B48A6A400A6E8 9/4/2019

**DOCUMENT NOT CONSIDERED FINAL  
 UNLESS ALL SIGNATURES COMPLETED**

**RAMEY KEMP & ASSOCIATES, INC.**  
 Transportation Engineers  
 8307 University Executive Park Drive, Suite 260  
 Charlotte, North Carolina 28262  
 704-549-4260 Tel. 704-549-4277 Fax.  
 www.rameykemp.com  
 NC License No. C-0910



**EXISTING SIGNS**



APPROVED: \_\_\_\_\_

DATE: \_\_\_\_\_

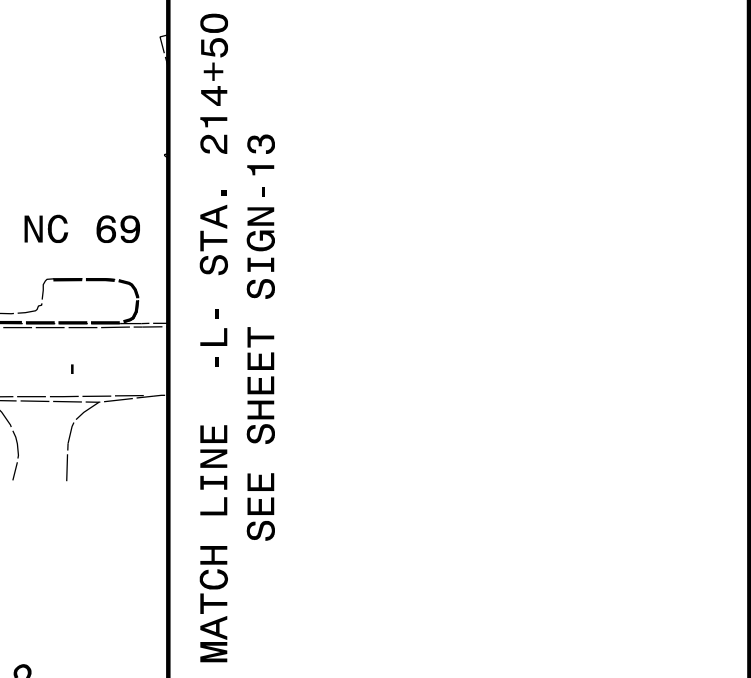
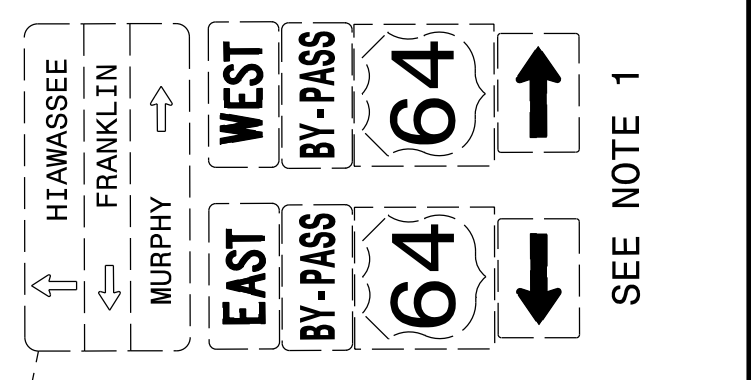
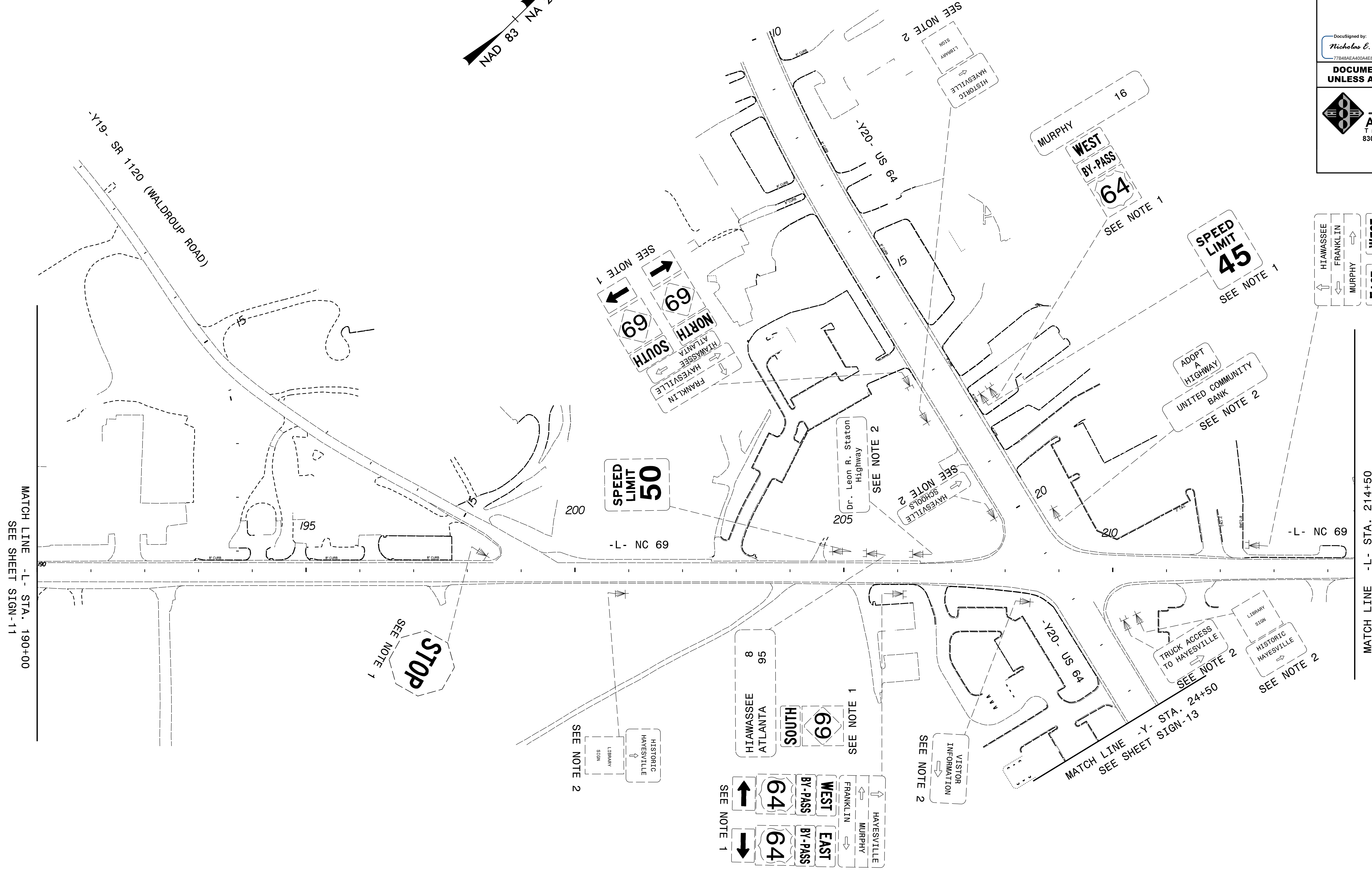
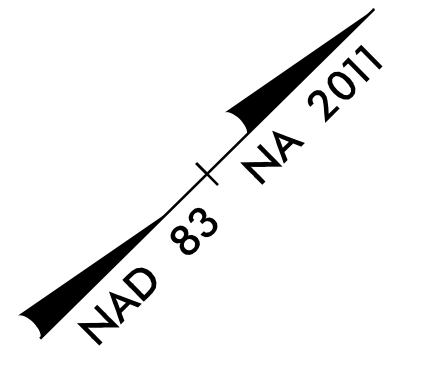
SEAL

DocuSigned by:  
**Nicholas E. Burns**  
77848AE4A00A6E8  
9/4/2019

**DOCUMENT NOT CONSIDERED FINAL  
UNLESS ALL SIGNATURES COMPLETED**

**RAMEY KEMP & ASSOCIATES, INC.**  
Transportation Engineers  
8307 University Executive Park Drive, Suite 260  
Charlotte, North Carolina 28262  
704-549-4260 Tel. 704-549-4277 Fax.  
www.rameykemp.com  
NC License No. C-0910

- PROJECT NOTES**
1. DISPOSAL OF SIGN SYSTEM, U-CHANNEL
  2. EXISTING TO BE MAINTAINED
  3. SIGN TO BE REPLACED BY OTHERS



MATCH LINE - L- STA. 190+00  
SEE SHEET SIGN-11

MATCH LINE - L- STA. 214+50  
SEE SHEET SIGN-13


MATCH LINE - Y- STA. 24+50  
SEE SHEET SIGN-13

**EXISTING SIGNS**

APPROVED: \_\_\_\_\_

DATE: \_\_\_\_\_

SEAL

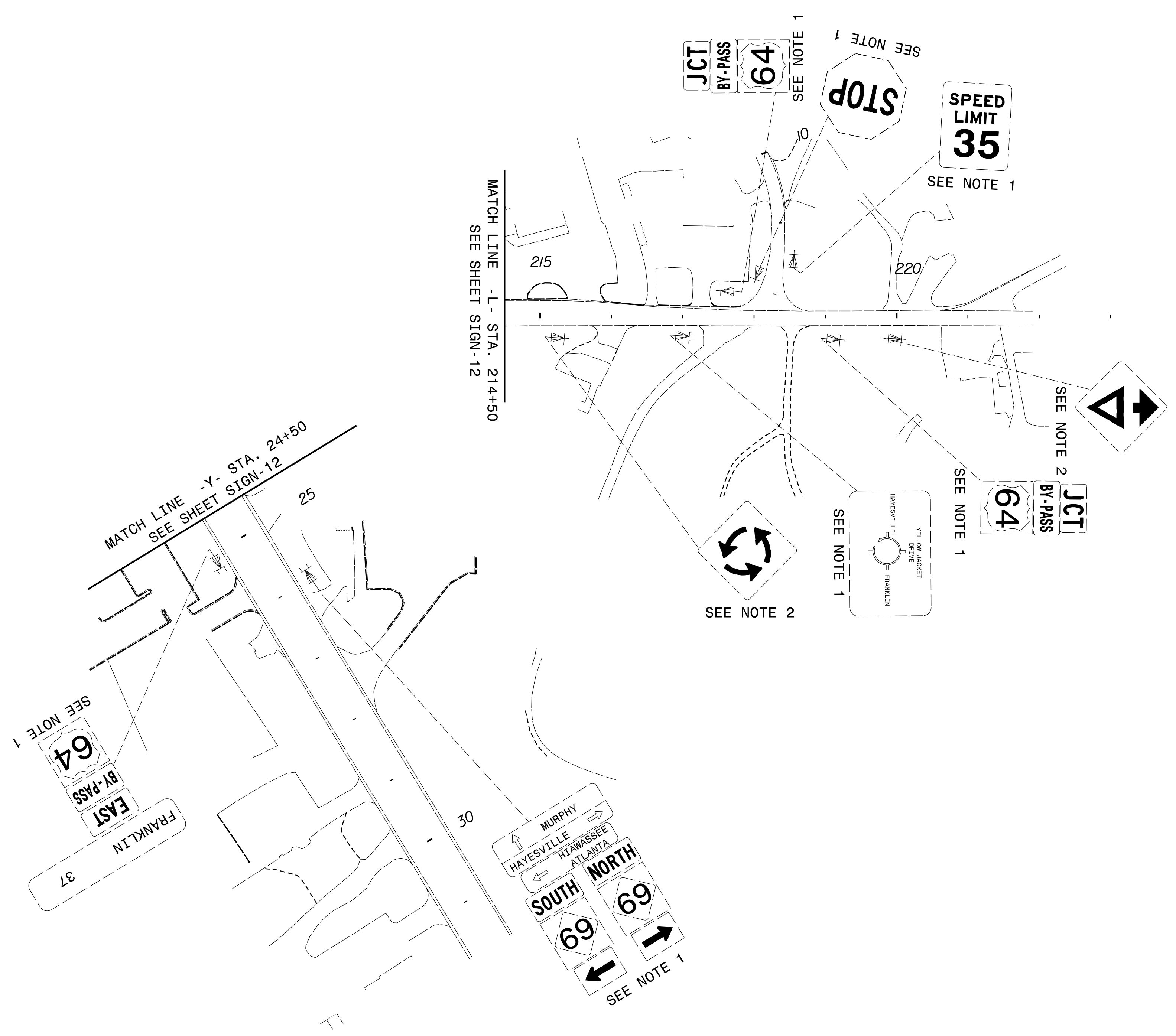



DOCUMENT NOT CONSIDERED FINAL UNLESS ALL SIGNATURES COMPLETED



**PROJECT NOTES**

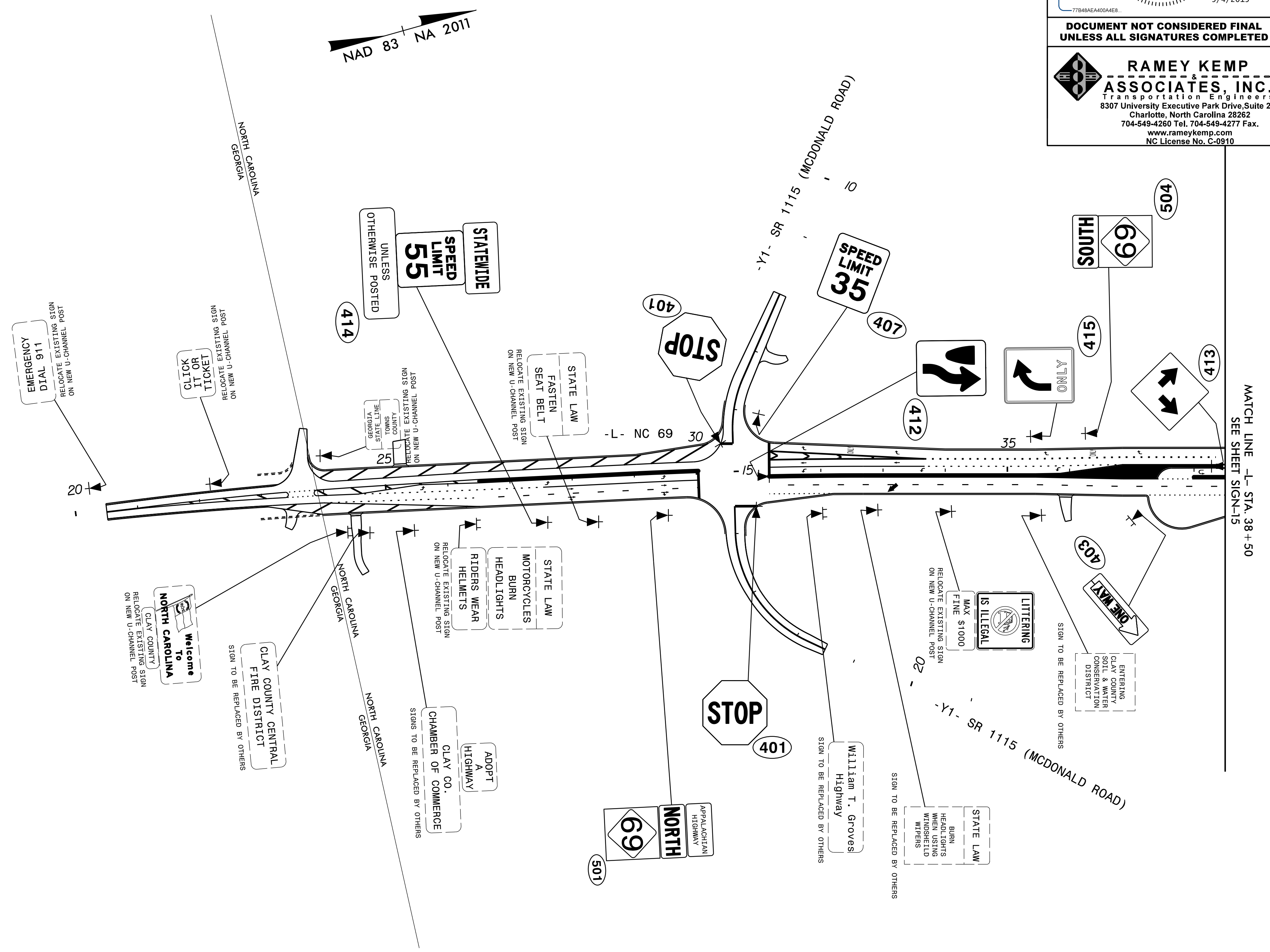
1. DISPOSAL OF SIGN SYSTEM, U-CHANNEL
2. EXISTING TO BE MAINTAINED
3. SIGN TO BE REPLACED BY OTHERS



**EXISTING SIGNS**



TIP NO. A-0011C	SHEET NO. SIGN-14
APPROVED: _____	
DATE: _____	
SEAL	
DocuSigned by: <i>Nicholas E. Burns</i> 77848AE400A0EB 9/4/2019	
<b>DOCUMENT NOT CONSIDERED FINAL UNLESS ALL SIGNATURES COMPLETED</b>	
 <b>RAMEY KEMP &amp; ASSOCIATES, INC.</b> Transportation Engineers 8307 University Executive Park Drive, Suite 260 Charlotte, North Carolina 28262 704-549-4260 Tel. 704-549-4277 Fax. www.rameykemp.com NC License No. C-0910	



**PROPOSED SIGNS**





APPROVED: \_\_\_\_\_

DATE: \_\_\_\_\_

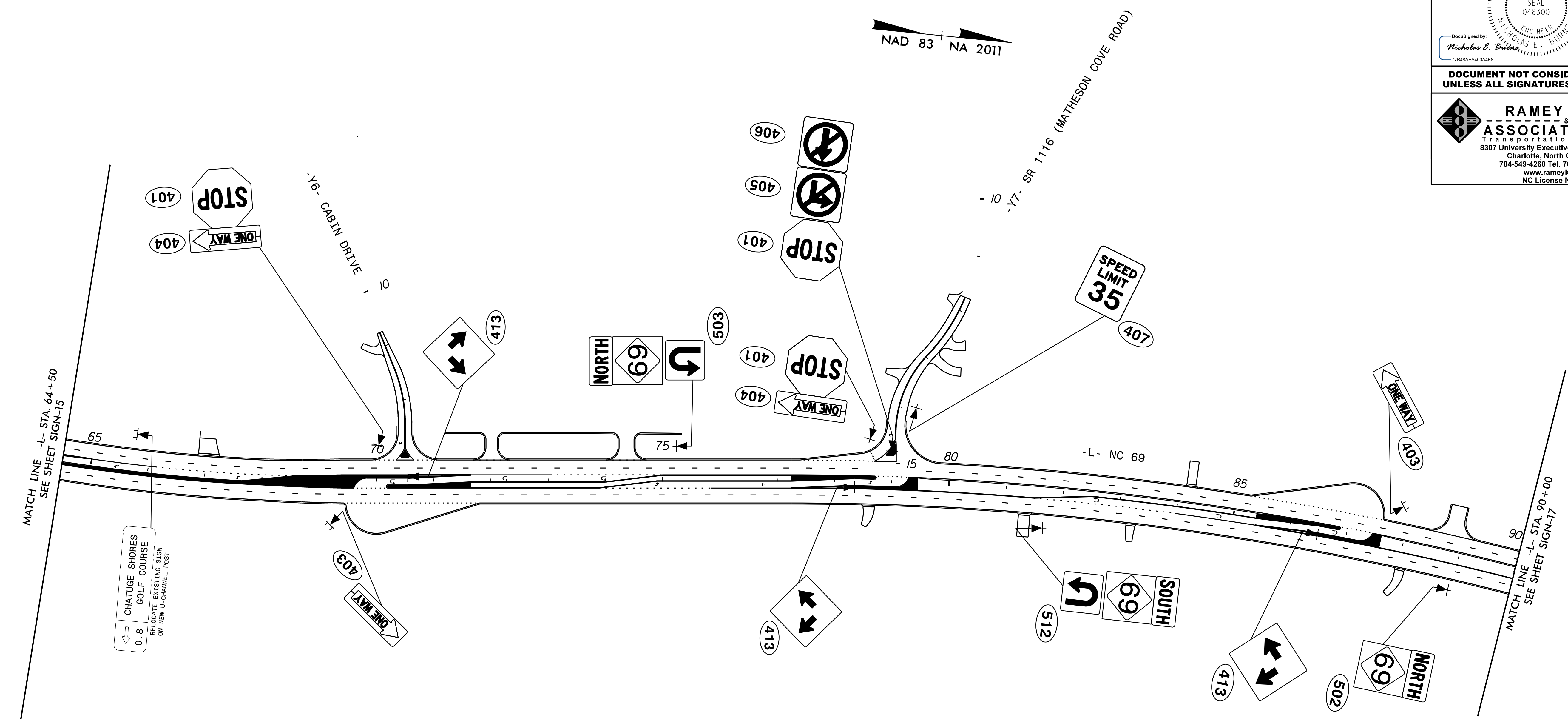
SEAL

DocuSigned by:  
*Nicholas E. Burns*  
77848AE4A00A4E8

9/4/2019

**DOCUMENT NOT CONSIDERED FINAL  
UNLESS ALL SIGNATURES COMPLETED**

**RAMEY KEMP & ASSOCIATES, INC.**  
 Transportation Engineers  
 8307 University Executive Park Drive, Suite 260  
 Charlotte, North Carolina 28262  
 704-549-4260 Tel. 704-549-4277 Fax.  
 www.rameykemp.com  
 NC License No. C-0910




**PROPOSED SIGNS**

APPROVED: \_\_\_\_\_

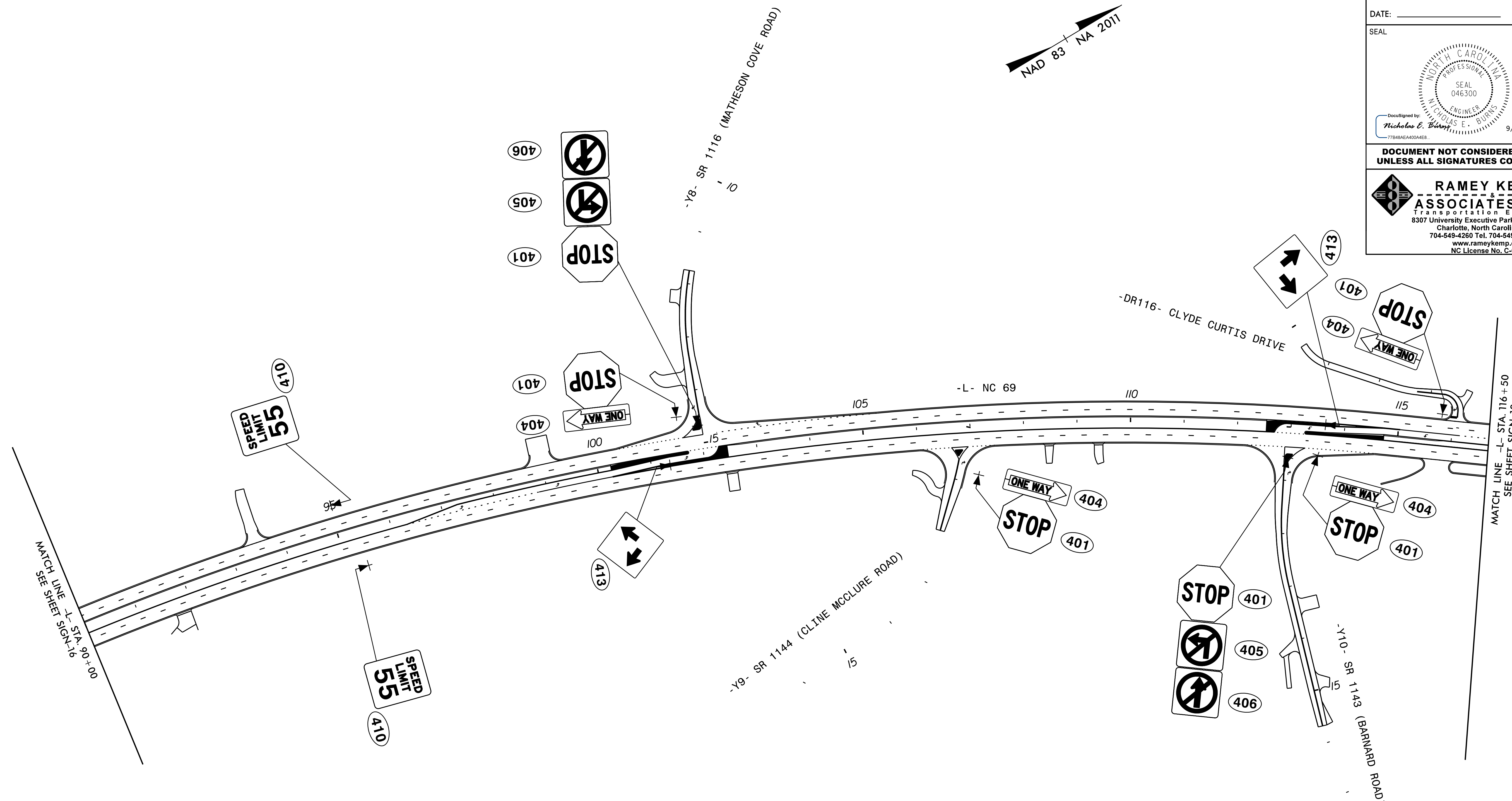
DATE: \_\_\_\_\_

SEAL



DOCUMENT NOT CONSIDERED FINAL  
UNLESS ALL SIGNATURES COMPLETED

**RAMEY KEMP & ASSOCIATES, INC.**  
 Transportation Engineers  
 8307 University Executive Park Drive, Suite 260  
 Charlotte, North Carolina 28262  
 704-549-4260 Tel. 704-549-4277 Fax.  
 www.rameykemp.com  
 NC License No. C-0910




**PROPOSED SIGNS**



APPROVED: \_\_\_\_\_

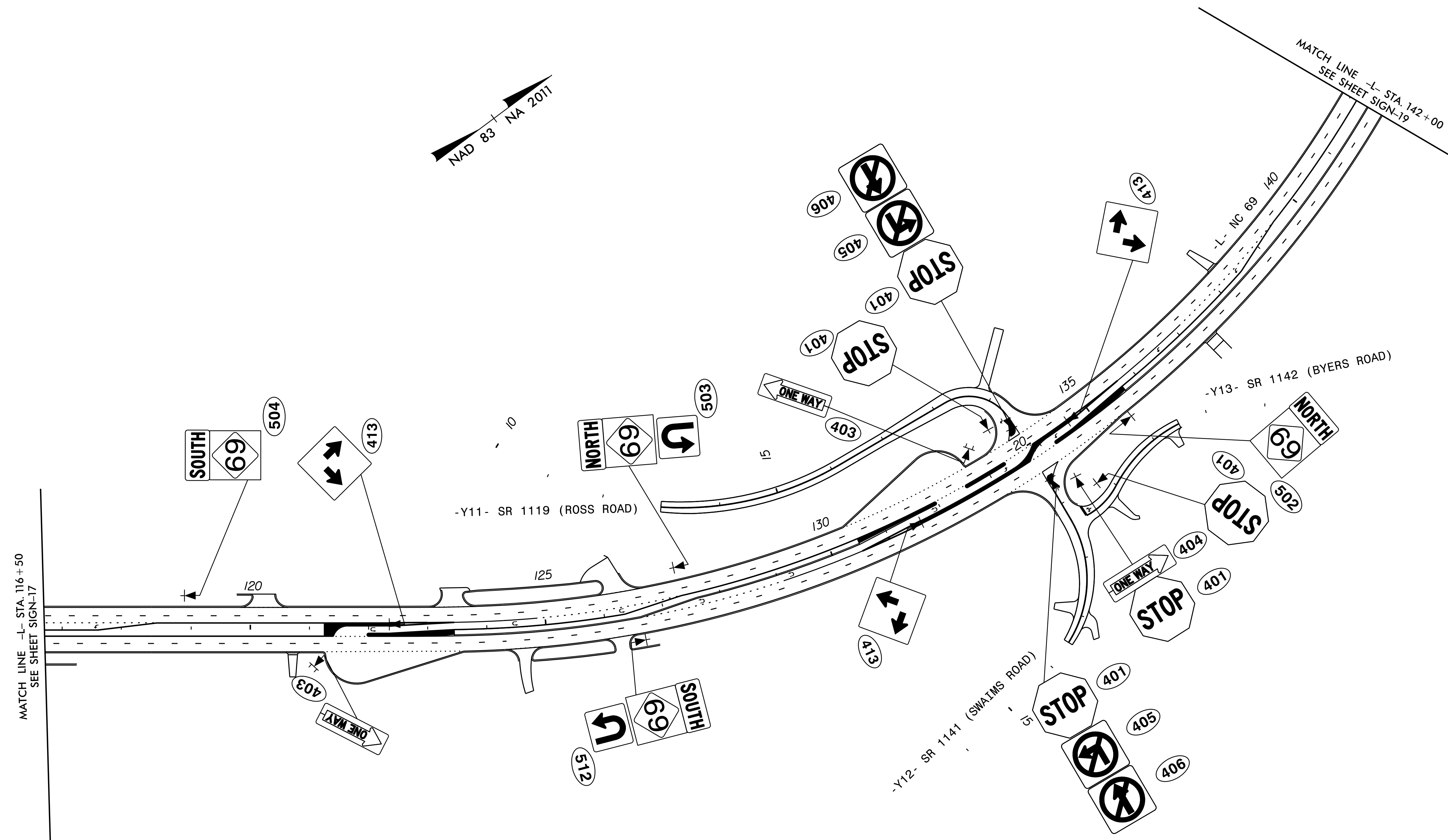
DATE: \_\_\_\_\_

SEAL



**DOCUMENT NOT CONSIDERED FINAL  
UNLESS ALL SIGNATURES COMPLETED**

**RAMEY KEMP & ASSOCIATES, INC.**  
Transportation Engineers  
8307 University Executive Park Drive, Suite 260  
Charlotte, North Carolina 28262  
704-549-4260 Tel. 704-549-4277 Fax.  
www.rameykemp.com  
NC License No. C-0910



**PROPOSED SIGNS**

APPROVED: \_\_\_\_\_

DATE: \_\_\_\_\_

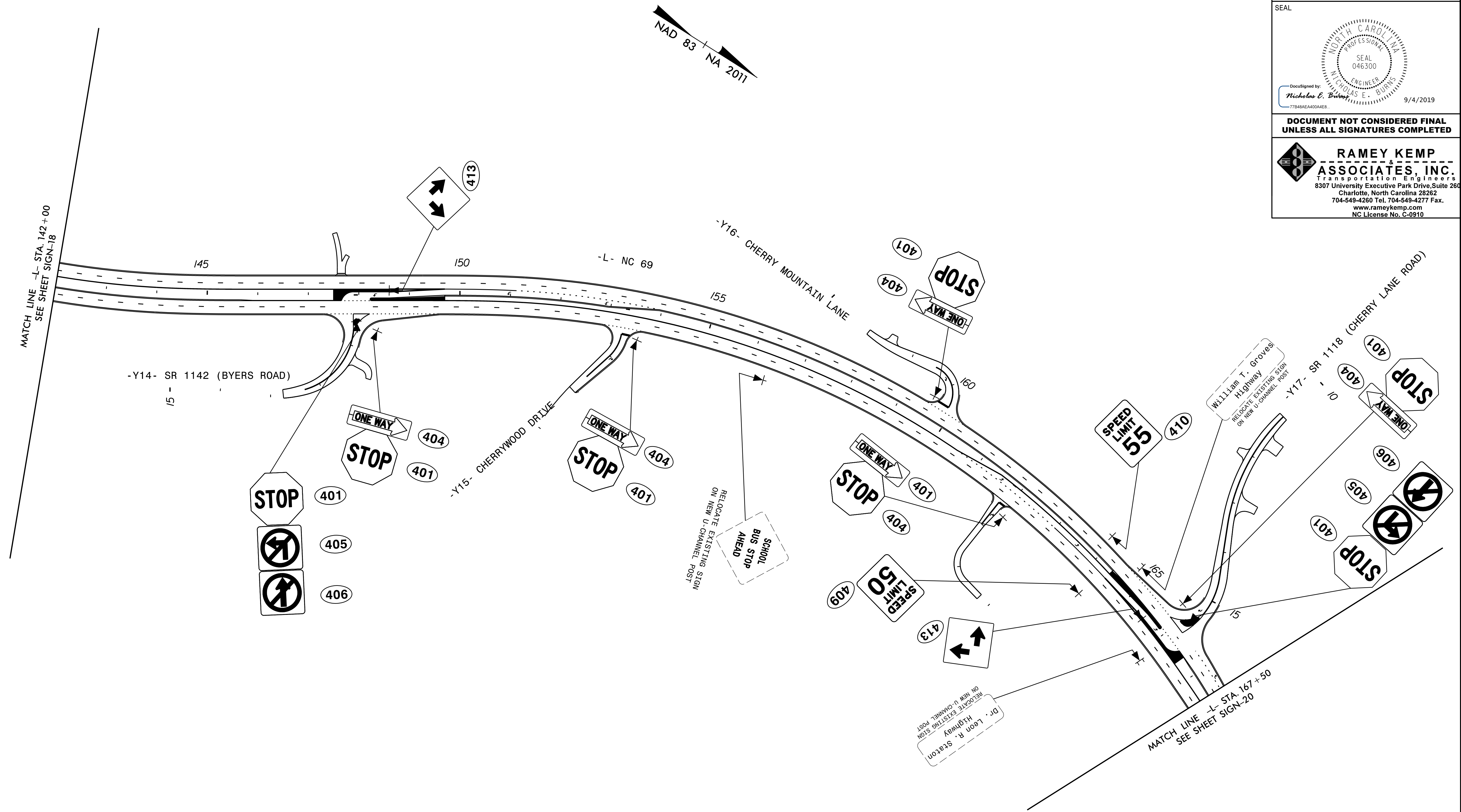
SEAL

DocuSigned by:  
*Nicholas E. Burns*  
 77848A6A00A0A8E

9/4/2019

**DOCUMENT NOT CONSIDERED FINAL  
UNLESS ALL SIGNATURES COMPLETED**

**RAMEY KEMP & ASSOCIATES, INC.**  
 Transportation Engineers  
 8307 University Executive Park Drive, Suite 260  
 Charlotte, North Carolina 28262  
 704-549-4260 Tel. 704-549-4277 Fax.  
 www.rameykemp.com  
 NC License No. C-0910




**PROPOSED SIGNS**

TIP NO.	SHEET NO.
A-0011C	SIGN-20

APPROVED: \_\_\_\_\_

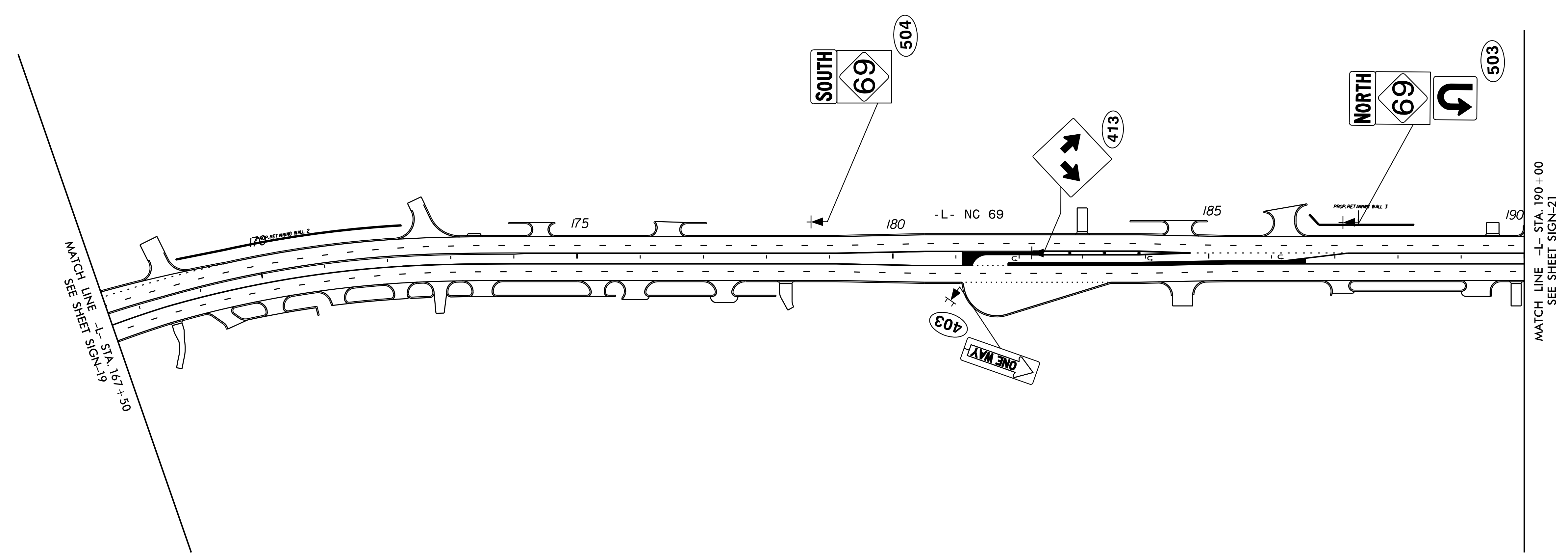

DATE: \_\_\_\_\_

SEAL



**DOCUMENT NOT CONSIDERED FINAL  
UNLESS ALL SIGNATURES COMPLETED**

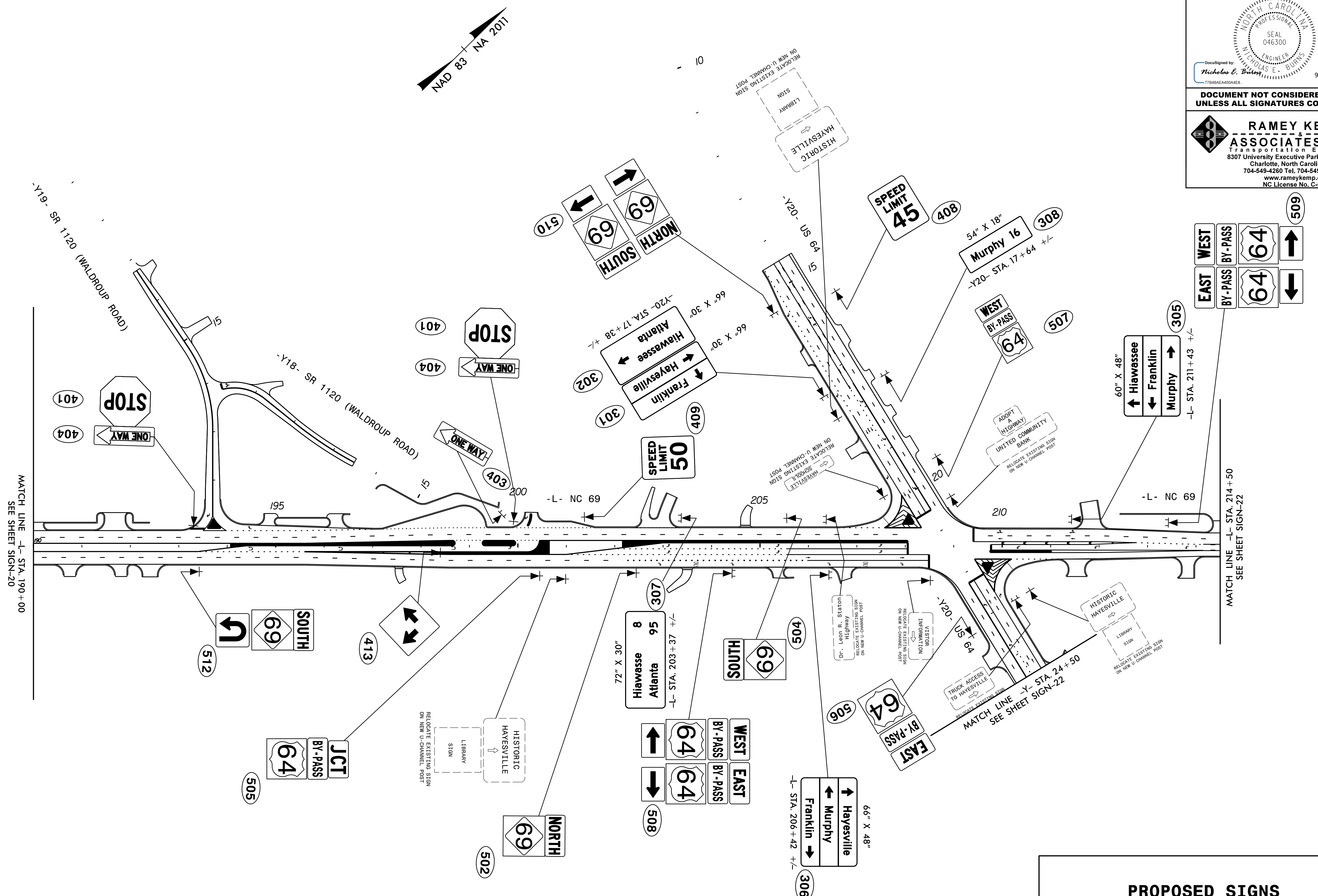
**RAMEY KEMP & ASSOCIATES, INC.**  
Transportation Engineers  
8307 University Executive Park Drive, Suite 260  
Charlotte, North Carolina 28262  
704-549-4260 Tel. 704-549-4277 Fax.  
www.rameykemp.com  
NC License No. C-0910



**PROPOSED SIGNS**



TIP NO. A-0011C	SHEET NO. SIGN-21
APPROVED: _____	
DATE: _____	
SEAL	
9/4/2019	
<b>DOCUMENT NOT CONSIDERED FINAL UNLESS ALL SIGNATURES COMPLETED</b>	
<b>RAMEY KEMP &amp; ASSOCIATES, INC.</b> Transportation Engineers 8307 University Executive Park Drive, Suite 260 Charlotte, North Carolina 28262 704-549-4260 Tel. 704-549-4277 Fax. www.rameykemp.com NC License No. C-0910	




**PROPOSED SIGNS**

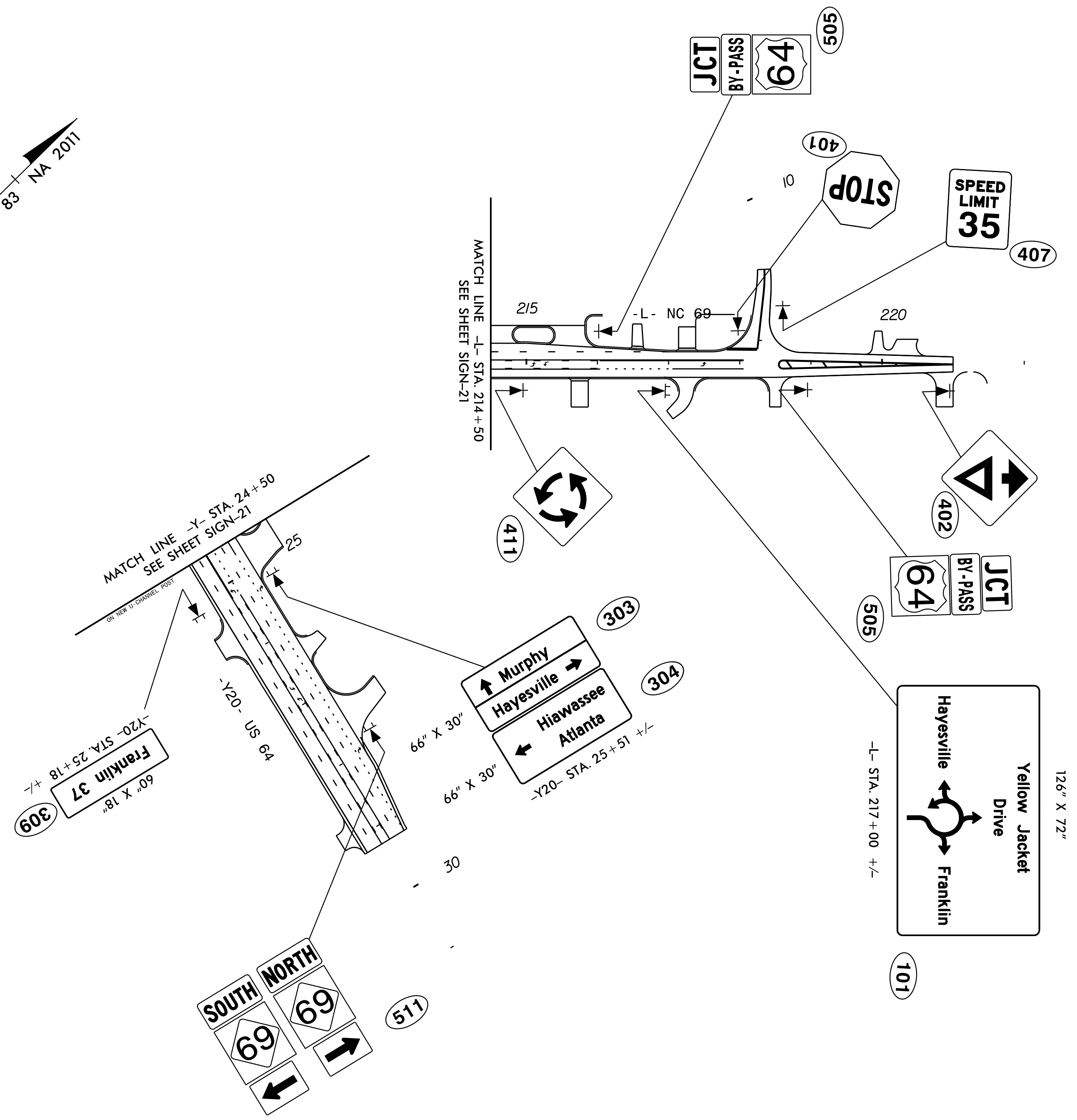
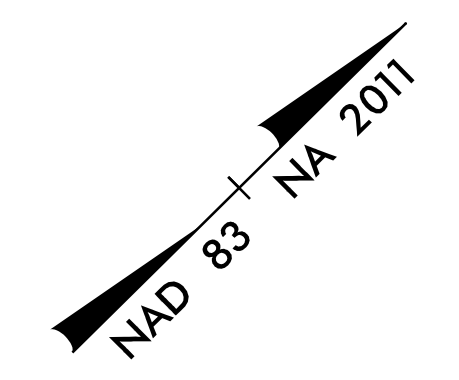
APPROVED: \_\_\_\_\_

DATE: \_\_\_\_\_

SEAL



DOCUMENT NOT CONSIDERED FINAL  
UNLESS ALL SIGNATURES COMPLETED



**PROPOSED SIGNS**