

T.I.P.: R-3421A

CONTRACT: C204386

**STATE OF NORTH CAROLINA
DEPARTMENT OF TRANSPORTATION**

**SIGNING PLAN
RICHMOND COUNTY**

**LOCATION: I-73 /I-74 /US-74 FROM SR 1109 (ZION CHURCH RD)
TO 0.3 MILES SOUTH OF SR 1140 (OLD CHARLOTTE RD)**

TIP NO. R-3421A	SHEET NO. SIGN-1
APPROVED: Andrew D. Klinksiek <small>E3078FB4598E44B</small>	
DATE: 7/26/2019	
DOCUMENT NOT CONSIDERED FINAL UNLESS ALL SIGNATURES COMPLETED	

ROADWAY STANDARD DRAWINGS

THE FOLLOWING ROADWAY STANDARDS AS APPEAR IN "ROADWAY STANDARD DRAWINGS" - CONTRACT STANDARDS AND DEVELOPMENT UNIT - N.C. DEPARTMENT OF TRANSPORTATION - RALEIGH, N.C., DATED JANUARY 2018 ARE APPLICABLE TO THIS PROJECT AND BY REFERENCE HEREBY ARE CONSIDERED A PART OF THESE PLANS:

STD. NO.	TITLE
901.10	TYPE 'A' SIGNS
901.20	TYPE 'B' SIGNS
901.50	ARROWS AND SHIELDS
901.70	SIGN STRINGERS AND SUPPORT SPACING
901.80	SIGN MOUNTING DETAILS - FOR TYPE A AND TYPE B SIGNS
903.10	GROUND MOUNTED SIGN SUPPORTS
904.10	ORIENTATION OF GROUND MOUNTED SIGNS
904.20	SECONDARY SIGN MOUNTING
904.30	SUPPLEMENTAL SIGN MOUNTING
904.40	MILEPOST AND PLACEMENT
904.50	MOUNTING OF TYPE 'D', 'E' AND 'F' SIGNS ON 'U' CHANNEL POSTS
910.50	SIGNING FOR SPEED REDUCTION ZONE

PAY ITEM NOTES

- 1 SIGN ERECTION, TYPE D, E AND F
- 2 SIGN ERECTION, TYPE A (OVERHEAD)
- 3 SIGN ERECTION, TYPE B (OVERHEAD)
- 4 SIGN ERECTION, TYPE A (GROUND MOUNTED)
- 5 SIGN ERECTION, TYPE B (GROUND MOUNTED)
- 6 SIGN ERECTION, MILEMARKERS
- 7 DISPOSAL OF SUPPORT, STEEL BEAM
- 8 DISPOSAL OF SIGN SYSTEM, OVERHEAD
- 9 DISPOSAL OF SIGN SYSTEM, STEEL BEAM
- 10 DISPOSAL OF SIGN SYSTEM, U-CHANNEL
- 11 DISPOSAL OF SIGN SYSTEM, WOOD
- 12 DISPOSAL OF SIGN, A OR B (OVERHEAD)
- 13 DISPOSAL OF SIGN, A OR B (GROUND MOUNTED)
- 14 DISPOSAL OF WALKWAY

SUMMARY OF QUANTITIES

ITEM NO.		ITEM DESCRIPTION	QUANTITY	UNIT
DESC. NO.	SECT. NO.			
4048000000	902	REINFORCED CONCRETE SIGN FOUNDATION	44	CY
4054000000	902	PLAIN CONCRETE SIGN FOUNDATION	4	CY
4057000000	SP	OVERHEAD FOOTING	380	CY
4060000000	903	SUPPORTS, BREAKAWAY STEEL BEAM	42,930	LB
4066000000	903	SUPPORTS, SIMPLE STEEL BEAM	9,902	LB
4072000000	903	SUPPORTS, 3 LB STEEL U-CHANNEL	6,644	LF
4082100000	906	SUPPORTS, OVERHEAD SIGN STRUCTURE US 74 320' WEST OF EXISTING EXIT DIRECTION SIGN	1	LS
4082100000	906	SUPPORTS, OVERHEAD SIGN STRUCTURE AT STATION -US 74- 39+00	1	LS
4082100000	906	SUPPORTS, OVERHEAD SIGN STRUCTURE AT STATION -US 74- 66+00	1	LS
4082100000	906	SUPPORTS, OVERHEAD SIGN STRUCTURE AT STATION -I-73- 80+00	1	LS
4082100000	906	SUPPORTS, OVERHEAD SIGN STRUCTURE AT STATION -L2- 24+50	1	LS
4082100000	906	SUPPORTS, OVERHEAD SIGN STRUCTURE AT STATION -L2 RT- 23+50	1	LS
4082100000	906	SUPPORTS, OVERHEAD SIGN STRUCTURE AT STATION -I-73- 97+00	1	LS
4082100000	906	SUPPORTS, OVERHEAD SIGN STRUCTURE AT STATION -I-73- 114+00	1	LS
4082100000	906	SUPPORTS, OVERHEAD SIGN STRUCTURE AT STATION -US 74- 130+50	1	LS
4082100000	906	SUPPORTS, OVERHEAD SIGN STRUCTURE AT STATION -L2 REV- 39+00	1	LS
4082100000	906	SUPPORTS, OVERHEAD SIGN STRUCTURE AT STATION -US 74- 1600' EAST OF EXISTING 1/2 MILE SIGN	1	LS
4082100000	906	SUPPORTS, OVERHEAD SIGN STRUCTURE AT STATION -I-73- 75+00	1	LS
4096000000	904	SIGN ERECTION, TYPE D	54	EA
4102000000	904	SIGN ERECTION, TYPE E	87	EA
4108000000	904	SIGN ERECTION, TYPE F	60	EA
4109000000	904	SIGN ERECTION, TYPE A (OVERHEAD)	2	EA
4109000000	904	SIGN ERECTION, TYPE B (OVERHEAD)	1	EA
4110000000	904	SIGN ERECTION, TYPE A (GROUND MOUNTED)	70	EA
4110000000	904	SIGN ERECTION, TYPE B (GROUND MOUNTED)	37	EA
4114000000	904	SIGN ERECTION, MILEMARKERS	2	EA
4138000000	907	DISPOSAL OF SUPPORT, STEEL BEAM	20	EA
4149000000	907	DISPOSAL OF SIGN SYSTEM, OVERHEAD	6	EA
4152000000	907	DISPOSAL OF SIGN SYSTEM, STEEL BEAM	40	EA
4155000000	907	DISPOSAL OF SIGN SYSTEM, U-CHANNEL	134	EA
4158000000	907	DISPOSAL OF SIGN SYSTEM, WOOD	15	EA
4234000000	907	DISPOSAL OF SIGN, A OR B (OVERHEAD)	2	EA
4236000000	907	DISPOSAL OF SIGN, A OR B (GROUND MOUNTED)	14	EA
4263000000	907	DISPOSAL OF WALKWAY	1	EA

GENERAL NOTES

- . SIGNS FURNISHED BY STATE.
- . ALL PROPOSED SIGNS SEE PAY ITEM NOTE 1 UNLESS OTHERWISE NOTED.
- . CONFIRM IN WRITING AT LEAST 4 MONTHS IN ADVANCE, THE ACTUAL DATE THE DEPARTMENT FURNISHED SIGNS WILL BE REQUIRED.
- . IF REMOVAL OR RELOCATION OF SIGNS ON PRIVATE STREET (NON-STATE MAINTAINED) IS REQUIRED DUE TO CONSTRUCTION, THE CONTRACTOR SHALL INFORM THE ENGINEER. THE WORK WILL BE COMPLETED BY OTHERS.
- . WHEN NOT STATIONED OR DIMENSIONED ON PLANS, ALL TYPE E AND F SIGNS SHALL BE FIELD LOCATED BY THE ENGINEER.
- . ALL EXISTING SIGNS ON "U" CHANNEL POST WITHIN THE PROJECT LIMITS SHALL BE REMOVED AND DISPOSED OF UNLESS OTHERWISE NOTED ON PLANS.
- . WHEN EXISTING SIGNS ARE REMOVED AND INSTALLED ON NEW SUPPORTS, THE RE-ERECTION SHALL IMMEDIATELY FOLLOW THE REMOVAL.
- . THE BACKGROUND FOR TYPE E AND F SIGNS SHALL BE GRADE C REFLECTIVE SHEETING UNLESS OTHERWISE.
- . DO NOT BEGIN FABRICATION FOR TYPE A AND B SIGNS MOUNTED ON OVERHEAD STRUCTURES OR STEEL SUPPORTS UNTIL "S" DIMENSIONS HAVE BEEN FIELD VERIFIED.
- . SEE ROADWAY PLANS FOR GUARD/GUIDE RAIL DETAILS.

PROJECT NOTES


- A ERECT BOTTOM OF PROPOSED SIGN ON EXISTING BREAKAWAY SUPPORTS AT HINGE OR ERECT TOP OF PROPOSED SIGN ON EXISTING SIMPLE SUPPORTS AT TOP OF SUPPORTS.
- B ERECT PROPOSED SIGN ON EXISTING SUPPORTS WITH NEW H-SECTION: REMOVE AND DISPOSE OF EXISTING H-SECTION (SEE PAY ITEM NOTE 7) AND REPLACE WITH NEW H-SECTION.

INDEX


SHEET NO.	DESCRIPTION
SIGN-1	TITLE SHEET
SIGN-1A	KEY SHEET
SIGN-2-2B	SUPPORT INFORMATION
SIGN-3-3L	OVERHEAD STRUCTURE LINE DRAWINGS
SIGN-4-4AK	SIGN DESIGNS, TYPE E AND F, AND MILEMARKER SHEETS
SIGN-5-32	SIGNING PLAN SHEETS

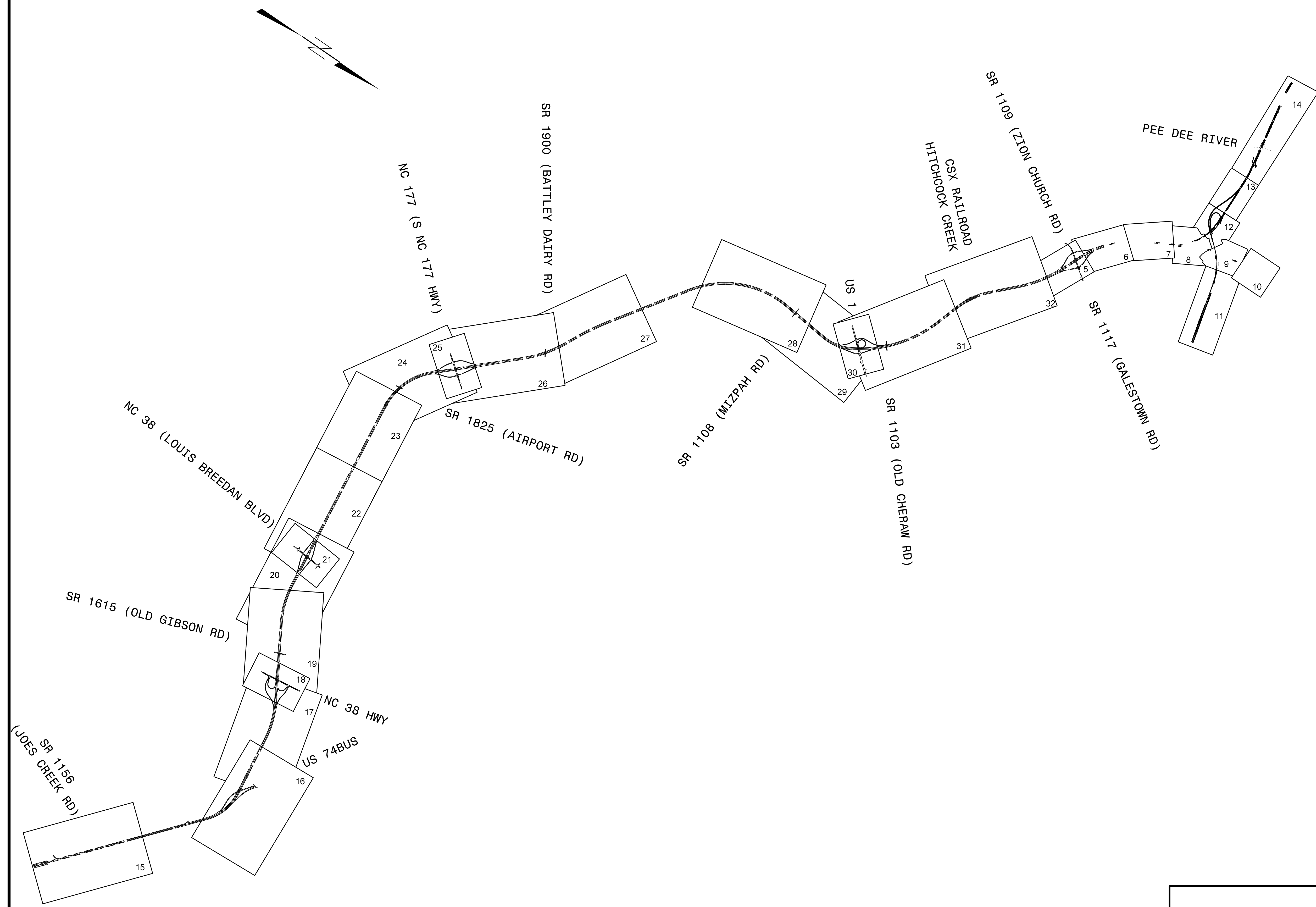
CONTACTS: N.C.D.O.T. SIGNING AND DELINEATION UNIT

AYMAN I. ALQUDWAH, PE SIGNING & DELINEATION REGIONAL ENGINEER
MATTHEW M. TRACEY, PE SIGNING & DELINEATION PROJECT DESIGN ENGINEER



PLAN PREPARED BY :
HNTB HNTB NORTH CAROLINA, P.C.
 343 E. Six Forks Road, Suite 200
 Raleigh, North Carolina 27609
 NC License No: C-1554
 (919) 546-8997
 C.A. JOHNSON, III, PE SIGNING PROJECT ENGINEER
 A.D. KLINKSIEK, PE, PTOE SIGNING DESIGN ENGINEER
 T.R. TERRELL SIGNING SENIOR DESIGN TECHNICIAN

TIP NO. R-3421A	SHEET NO. SIGN-1A
APPROVED: <u>Andrew D. Klimbsiek</u> <small>E3078FB459E44B</small>	
DATE: 7/5/2019	
SEAL	
	
DOCUMENT NOT CONSIDERED FINAL UNLESS ALL SIGNATURES COMPLETED	




HNTB
 HNTB NORTH CAROLINA, P.C.
 343 E. Six Forks Road, Suite 200
 Raleigh, North Carolina 27609
 NC License No: C-1554
 (919) 546-8997

KEY SHEET

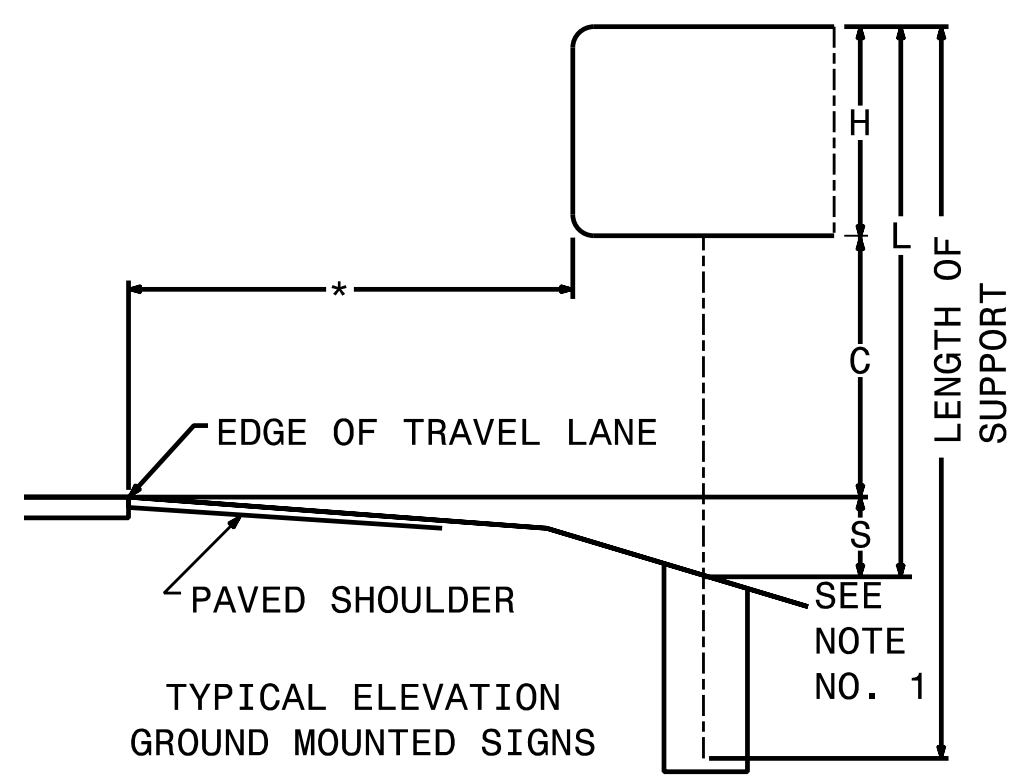
Version: 3.1 Posted: 6/2/2017

NUMBER	TYPE	SIGN			ROADWAY STATION	NUMBER OF SUPPORTS	BEAM SECTION	SUPPORT TYPE BA or S	OMNI COUPLER	ATTACHMENT METHOD	MOUNTING METHOD	HORIZONTAL CLEARANCE* (ft.)	SUPPORT SPACING	LENGTH (ft)			LEFT SUPPORT (ft)			CENTER SUPPORT (ft)			RIGHT SUPPORT (ft)			SUPPORT WEIGHTS		FOOTINGS				FIELD VERIFIED SEE NOTE 2 (mm/dd/yy)
		w	x	h										SNS HT "H"	MTG HT "C"	EMBED-MENT	S	L	LENGTH	S	L	LENGTH	S	L	LENGTH	B/A (lbs.)	SIMPLE (lbs.)	DIAMETER (ft.)	DEPTH (ft.)	REINFORCED (c.y.)	PLAIN (c.y.)	
101	A	144	x	96	-US 74- 43+00 LT	2	W8x21	BA	N/A	N/A	N/A	30.00	7.5 NON-STD. SPACING	8.00	7.00	4.5	5.55	20.55	25.05	0.00	0.00	0.00	7.33	22.33	26.83	1235.48	0	2.0	5	1.16	0.00	_____
102A 102B	B A	132 234	x x	30 108	-US 74- 57+00 LT	3	W8x18	S	N/A	1-R N/A	N/A N/A	20.00	6.92	9.00	7.00	4.0	2.68	18.68	22.68	5.15	21.15	25.15	7.61	23.61	27.61	0.00	1357.92	2.0	4.5	1.57	0.00	_____
103A 103B	B A	132 234	x x	30 114	-US 74- 32+00 LT	3	W8x21	BA	N/A	1-R N/A	N/A N/A	30.00	7.5 NON-STD. SPACING	9.50	7.00	4.0	3.82	20.32	24.32	5.38	21.88	25.88	7.23	23.73	27.73	1855.53	0	2.0	4.5	1.57	0.00	_____
104	A	144	x	96	US 74 EB	2	W6x12	BA	N/A	N/A	N/A	30.00	7.5 NON-STD. SPACING	8.00	7.00	3.5	2.82	17.82	21.32	0.00	0.00	0.00	0.13	15.13	18.63	557.40	0	1.5	4	0.52	0.00	_____
105A 105B	B A	114 162	x x	30 150	400' E of Existing SL	2	W10x26	S	N/A	1-R N/A	N/A N/A	20.00	7.91	12.50	7.00	4.5	2.54	22.04	26.54	0.00	0.00	0.00	6.41	25.91	30.41	0.00	1480.7	2.5	5	1.82	0.00	_____
106A 106B	B A	114 162	x x	30 150	-L2 RT- 11+50	2	W8x21	S	N/A	1-R N/A	N/A N/A	19.00	7.91	12.50	7.00	4.5	1.47	20.97	25.47	0.00	0.00	0.00	3.73	23.23	27.73	0.00	1117.2	2.0	5	1.16	0.00	_____
107A 107B	B A	132 258	x x	30 204	US 74 EB	3	W10x26	BA	N/A	1-R N/A	N/A N/A	30.00	7.63	17.00	7.47	5.0	1.50	25.97	30.97	1.00	25.47	30.47	-0.47	24.00	29.00	2771.44	0	2.5	5.5	3.00	0.00	_____
108	A	114	x	102	US 74 EB	2	W6x16	BA	N/A	N/A	N/A	30.00	5.57	8.50	7.00	3.5	6.92	22.42	25.92	0.00	0.00	0.00	7.79	23.29	26.79	937.36	0	1.5	4	0.52	0.00	_____
109A 109B	B A	132 258	x x	30 204	US 74 EB	3	W14x30	BA	N/A	1-R N/A	N/A N/A	30.00	7.63	17.00	7.00	4.5	3.34	27.34	31.84	4.48	28.48	32.98	5.62	29.62	34.12	3583.20	0	3.0	5	3.93	0.00	_____
110	A	108	x	102	US 74 EB	2	W6x12	S	N/A	N/A	N/A	21.00	5.27	8.50	7.00	3.5	2.29	17.79	21.29	0.00	0.00	0.00	5.18	20.68	24.18	0.00	545.64	1.5	4	0.52	0.00	_____
111A 111B	B A	132 162	x x	30 144	US 74 WB	2	W8x18	BA	N/A	1-R N/A	N/A N/A	30.00	7.91	12.00	7.98	4.0	-0.98	19.00	23.00	0.00	0.00	0.00	-0.07	19.91	23.91	984.38	0	2.0	4.5	1.05	0.00	_____
112A 112B	B A	132 162	x x	30 144	US 74 WB	2	W6x16	BA	N/A	1-R N/A	N/A N/A	30.00	7.91	12.00	7.37	4.5	-0.37	19.00	23.50	0.00	0.00	0.00	-0.25	19.12	23.62	847.92	0	1.5	5	0.65	0.00	_____
113	A	204	x	126	US 74 WB	2	W6x16	BA	N/A	N/A	N/A	30.00	9.96	10.50	9.16	4.5	-1.88	17.78	22.28	0.00	0.00	0.00	-2.16	17.50	22.00	802.48	0	1.5	5	0.65	0.00	_____
114A 114B	B A	132 132	x x	30 96	US 74 WB	2	W6x16	S	N/A	II N/A	N/A N/A	19.00	7.5 NON-STD. SPACING	10.50	7.00	4.0	1.38	18.88	22.88	0.00	0.00	0.00	4.06	21.56	25.56	0.00	775.04	1.5	4.5	0.59	0.00	_____
115	A	144	x	96	US 74 EB	2	W6x16	BA	N/A	N/A	N/A	30.00	7.03	8.00	7.00	3.5	2.47	17.47	20.97	0.00	0.00	0.00	4.93	19.93	23.43	804.40	0	1.5	4	0.52	0.00	_____
116	A	144	x	96	US 74 WB	2	W6x12	BA	N/A	N/A	N/A	25.00	7.5 NON-STD. SPACING	8.00	7.00	3.5	3.24	18.24	21.74	0.00	0.00	0.00	3.71	18.71	22.21	605.40	0	1.5	4	0.52	0.00	_____
117	A	144	x	96	US 74 EB	2	W6x12	BA	N/A	N/A	N/A	30.00	7.5 NON-STD. SPACING	8.00	7.00	3.5	1.97	16.97	20.47	0.00	0.00	0.00	2.97	17.97	21.47	581.28	0	1.5	4	0.52	0.00	_____
118A 118B	B A	132 132	x x	30 126	US 74 WB	2	W8x18	BA	N/A	II N/A	N/A N/A	30.00	7.5 NON-STD. SPACING	13.00	7.00	4.0	3.78	23.78	27.78	0.00	0.00	0.00	4.77	24.77	28.77	1157.90	0	2.0	4.5	1.05	0.00	_____
119	A	144	x	96	US 74 WB	2	W8x18	BA	N/A	N/A	N/A	30.00	7.5 NON-STD. SPACING	8.00	7.00	4.5	4.36	19.36	23.86	0.00	0.00	0.00	3.79	18.79	23.29	988.70	0	2.0	5	1.16	0.00	_____
120A 120B	B A	132 132	x x	30 126	US 74 WB	2	W6x16	BA	N/A	II N/A	N/A N/A	30.00	6.45	13.00	7.00	4.0	1.17	21.17	25.17	0.00	0.00	0.00	1.33	21.33	25.33	902.00	0	1.5	4.5	0.59	0.00	_____
121	A	186	x	90	US 74 WB	2	W6x16	BA	N/A	N/A	N/A	30.00	9.08	7.50	7.00	4.0	3.04	17.54	21.54	0.00	0.00	0.00	3.89	18.39	22.39	796.88	0	1.5	4.5	0.59	0.00	_____
122	A	144	x	96	US 74 EB	2	W8x18	BA	N/A	N/A	N/A	20.00	7.5 NON-STD. SPACING	8.00	7.00	4.5	1.09	16.09	20.59	0.00	0.00	0.00	4.02	19.02	23.52	933.98	0	2.0	5	1.16	0.00	_____
123	A	144	x	96	US 74 WB	2	W8x18	BA	N/A	N/A	N/A	30.00	7.5 NON-STD. SPACING	8.00	7.00	4.5	3.17	18.17	22.67	0.00	0.00	0.00	3.85	18.85	23.35	968.36	0	2.0	5	1.16	0.00	_____
124	A	204	x	126	US 74 EB	2	W6x16	BA	N/A	N/A	N/A	30.00	9.96	10.50	7.00	4.5	1.75	19.25	23.75	0.00	0.00	0.00	0.54	18.04	22.54	834.64	0	1.5	5	0.65	0.00	_____
125	A	186	x	90	US 74 EB	2	W6x16	BA	N/A	N/A	N/A	30.00	9.08	7.50	7.00	4.0	3.05	17.55	21.55	0.00	0.00	0.00	4.32	18.82	22.82	803.92	0	1.5	4.5	0.59	0.00	_____

TIP NO. R-3421A	SHEET NO. SIGN-2
APPROVED: <i>Andrew D. Klimbsiek</i> E3078FB459E44B	
DATE: 7/5/2019	
SEAL	
	
DOCUMENT NOT CONSIDERED FINAL UNLESS ALL SIGNATURES COMPLETED	

NOTES:


- DIMENSION "S" REPRESENTS AN INCREASE (+), OR A DECREASE (-) IN POLE LENGTH, RELATIVE TO THE ELEVATION OF THE EDGE OF TRAVEL LANE.
- FIELD VERIFICATIONS SHALL BE REQUIRED FOR ALL SUPPORTS, SEE (*) ARTICLE 903-3. FABRICATORS SHALL BE AISC CERTIFIED IN CATEGORY 1, SEE (*) ARTICLE 1072-1. (*) = N.C.D.O.T. STANDARD SPECIFICATIONS FOR ROADS AND STRUCTURES
- PLAN LOCATIONS FOR EXISTING UTILITIES ARE BASED ON THE BEST AVAILABLE INFORMATION AND, THEREFORE MAY NOT BE PRECISELY ACCURATE. THEREFORE, IT IS INCUMBENT UPON THE CONTRACTOR TO DETERMINE THE EXACT LOCATION OF UTILITIES BEFORE BEGINNING WORK IN A LOCATION.



HNTB
 HNTB NORTH CAROLINA, P.C.
 343 E. Six Forks Road, Suite 200
 Raleigh, North Carolina 27609
 NC License No: C-1554
 (919) 546-8997

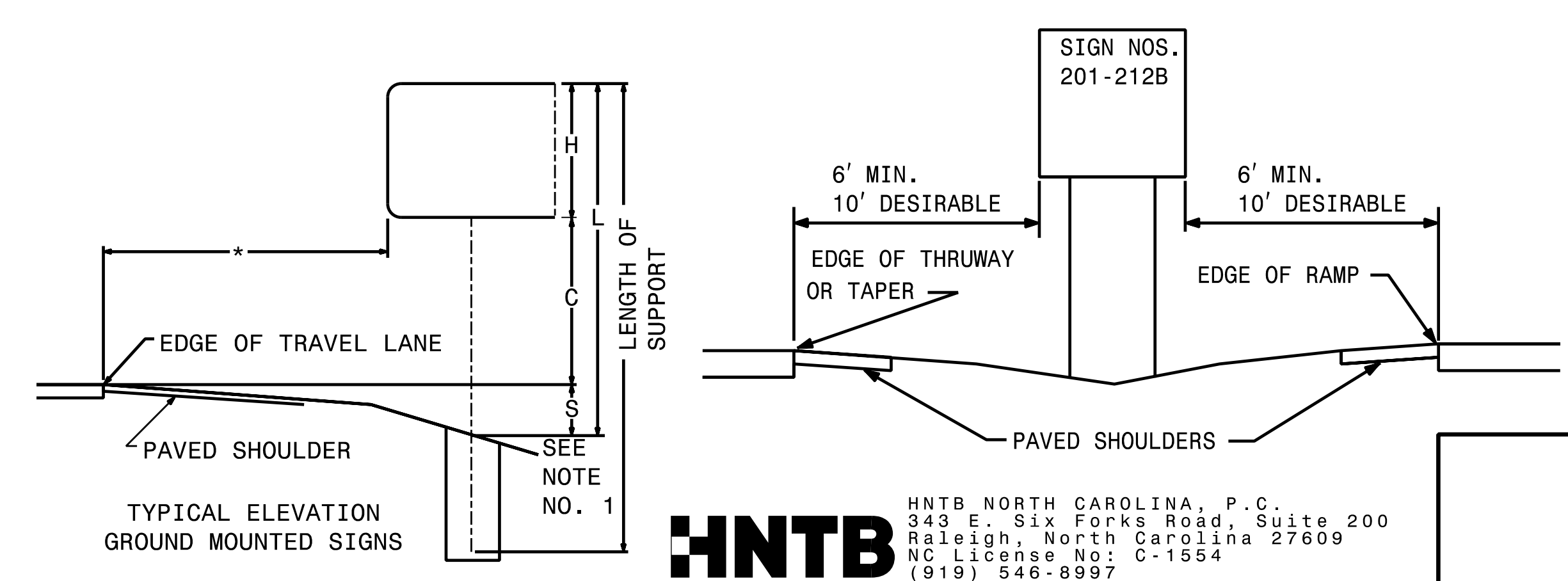
**TYPE A AND TYPE B
GROUND MOUNTED SIGNS**

SIGN			ROADWAY STATION	NUMBER OF SUPPORTS	BEAM SECTION	SUPPORT TYPE BA or S	OMNI COUPLER	ATTACHMENT METHOD	MOUNTING METHOD	HORIZONTAL CLEARANCE* (ft.)	SUPPORT SPACING	LENGTH (ft)			LEFT SUPPORT (ft)			CENTER SUPPORT (ft)			RIGHT SUPPORT (ft)			SUPPORT WEIGHTS		FOOTINGS				FIELD VERIFIED SEE NOTE 2 (mm/dd/yy)		
NUMBER	TYPE	SIZE (in.)										SNS HT "H"	MTG HT "C"	EMBED-MENT	S	L	LENGTH	S	L	LENGTH	S	L	LENGTH	B/A (lbs.)	SIMPLE (lbs.)	DIAMETER (ft.)	DEPTH (ft.)	REINFORCED (c.y.)	PLAIN (c.y.)			
		w																													x	h
126A 126B	B A	132 132	x x	30 132	US 74 EB	2	W8x18	S	N/A	II N/A	N/A N/A	19.00	6.45	13.50	7.00	4.0	-0.14	20.36	24.36	0.00	0.00	0.00	2.83	23.33	27.33	0.00	930.42	2.0	4.5	1.05	0.00	_____
127A 127B	B A	132 186	x x	30 126	US 74 WB	2	W8x18	BA	N/A	1-R N/A	N/A N/A	30.00	9.08	10.50	8.49	4.5	1.19	20.18	24.68	0.00	0.00	0.00	-1.49	17.50	22.00	980.24	0	2.0	5	1.16	0.00	_____
128A 128B	B A	132 132	x x	30 126	US 74 EB	2	W8x18	BA	N/A	II N/A	N/A N/A	18.00	7.5 NON-STD. SPACING	13.00	7.00	4.0	2.07	22.07	26.07	0.00	0.00	0.00	4.87	24.87	28.87	1128.92	0	2.0	4.5	1.05	0.00	_____
129	A	108	x	60	US 74 WB	2	S4x7.7	BA	N/A	N/A	N/A	30.00	5.27	5.00	7.00	3.0	2.56	14.56	17.56	0.00	0.00	0.00	1.54	13.54	16.54	302.57	0	1.0	3.5	0.00	0.20	_____
130A 130B	B A	132 192	x x	30 126	US 74 WB	3	W10x26	S	N/A	1-R N/A	N/A N/A	25.00	7.5 NON-STD. SPACING	10.50	7.00	4.0	5.35	22.85	26.85	8.80	26.30	30.30	12.03	29.53	33.53	0.00	2357.68	2.5	4.5	2.45	0.00	_____
131A 131B	B A	132 186	x x	30 132	US 74 WB	2	W8x21	BA	N/A	1-R N/A	N/A N/A	30.00	9.08	11.00	7.00	4.5	2.89	20.89	25.39	0.00	0.00	0.00	4.47	22.47	26.97	1245.56	0	2.0	5	1.16	0.00	_____
132	A	144	x	96	US 74 EB	2	W8x18	BA	N/A	N/A	N/A	30.00	7.5 NON-STD. SPACING	8.00	7.00	4.0	2.88	17.88	21.88	0.00	0.00	0.00	3.50	18.50	22.50	938.84	0	2.0	4.5	1.05	0.00	_____
133	A	144	x	96	US 74 WB	2	W6x16	BA	N/A	N/A	N/A	30.00	7.5 NON-STD. SPACING	8.00	7.04	4.5	2.82	17.86	22.36	0.00	0.00	0.00	-0.04	15.00	19.50	763.76	0	1.5	5	0.65	0.00	_____
134A 134B	B A	132 186	x x	30 150	US 74 EB	2	W10x22	BA	N/A	1-R N/A	N/A N/A	18.00	9.08	12.50	7.00	4.5	1.63	21.13	25.63	0.00	0.00	0.00	3.64	23.14	27.64	1409.94	0	2.5	5	1.82	0.00	_____
135A 135B	B A	132 186	x x	30 156	US 74 EB	2	W10x22	BA	N/A	1-R N/A	N/A N/A	24.00	9.08	13.00	11.65	4.5	-0.70	23.95	28.45	0.00	0.00	0.00	-4.65	20.00	24.50	1402.90	0	2.5	5	1.82	0.00	_____
136A 136B	B A	132 234	x x	30 108	US 74 WB	3	W8x18	S	N/A	1-R N/A	N/A N/A	18.00	6.92	9.00	7.00	4.0	2.40	18.40	22.40	4.69	20.69	24.69	7.16	23.16	27.16	0.00	1336.5	2.0	4.5	1.57	0.00	_____
137A 137B	B A	132 234	x x	30 108	US 74 WB	3	W6x16	BA	N/A	1-R N/A	N/A N/A	30.00	6.92	9.00	7.00	4.0	2.22	18.22	22.22	0.59	16.59	20.59	1.50	17.50	21.50	1169.96	0	1.5	4.5	0.88	0.00	_____
138A 138B	B A	132 186	x x	30 150	US 74 EB	2	W10x26	BA	N/A	1-R N/A	N/A N/A	18.00	9.08	12.50	7.00	4.5	1.74	21.24	25.74	0.00	0.00	0.00	5.09	24.59	29.09	1705.58	0	2.5	5	1.82	0.00	_____
201	A	96	x	60	US 74 WB	2	S3x5.7	BA	N/A	N/A	N/A	Δ	4.69	5.00	7.00	2.5	0.50	12.50	15.00	0.00	0.00	0.00	0.50	12.50	15.00	207.00	0	1.0	3	0.00	0.17	_____
202	A	96	x	60	US 74 EB	2	S3x5.7	BA	N/A	N/A	N/A	Δ	4.69	5.00	7.00	2.5	0.50	12.50	15.00	0.00	0.00	0.00	0.50	12.50	15.00	207.00	0	1.0	3	0.00	0.17	_____
203	A	126	x	60	-US 74- 68+12+/-	2	S3x5.7	BA	N/A	N/A	N/A	Δ	6.15	5.00	7.00	3.0	0.50	12.50	15.50	0.00	0.00	0.00	0.50	12.50	15.50	212.70	0	1.0	3.5	0.00	0.20	_____
204	A	126	x	60	-I73- 83+93 +/-	2	S3x5.7	BA	N/A	N/A	N/A	Δ	6.15	5.00	7.00	3.0	0.50	12.50	15.50	0.00	0.00	0.00	0.50	12.50	15.50	212.70	0	1.0	3.5	0.00	0.20	_____
205	A	108	x	60	-I73- 110+73+/- LT	2	S3x5.7	BA	N/A	N/A	N/A	Δ	5.27	5.00	7.00	2.5	0.50	12.50	15.00	0.00	0.00	0.00	0.50	12.50	15.00	207.00	0	1.0	3	0.00	0.17	_____
206A 206B	A B	108 108	x x	60 24	+I73- 95+12+/- LT	2	S4x7.7	BA	N/A	N/A N/A	N/A II	Δ	5.27	7.00	7.00	3.0	0.50	14.50	17.50	0.00	0.00	0.00	0.50	14.50	17.50	309.50	0	1.0	3.5	0.00	0.20	_____
207A 207B	A B	78 78	x x	60 24	-L2- 25+18+/-	2	S3x5.7	BA	N/A	N/A N/A	N/A II	Δ	3.81	7.00	7.00	3.0	0.50	14.50	17.50	0.00	0.00	0.00	0.50	14.50	17.50	235.50	0	1.0	3.5	0.00	0.20	_____
208	A	96	x	60	-L2 RT- 17+86 +/-	2	S3x5.7	BA	N/A	N/A	N/A	Δ	4.69	5.00	7.00	2.5	0.50	12.50	15.00	0.00	0.00	0.00	0.50	12.50	15.00	207.00	0	1.0	3	0.00	0.17	_____
209	A	96	x	60	-US 74- 128+14+/- LT	2	S3x5.7	BA	N/A	N/A	N/A	Δ	4.69	5.00	7.00	2.5	0.50	12.50	15.00	0.00	0.00	0.00	0.50	12.50	15.00	207.00	0	1.0	3	0.00	0.17	_____
210	A	90	x	60	-L2 REV- 36+75+/- LT	2	S3x5.7	BA	N/A	N/A	N/A	Δ	4.40	5.00	7.00	2.5	0.50	12.50	15.00	0.00	0.00	0.00	0.50	12.50	15.00	207.00	0	1.0	3	0.00	0.17	_____
211	A	96	x	60	US 74 WB	2	S3x5.7	BA	N/A	N/A	N/A	Δ	4.69	5.00	7.00	2.5	0.50	12.50	15.00	0.00	0.00	0.00	0.50	12.50	15.00	207.00	0	1.0	3	0.00	0.17	_____
212A 212B	A	96	x	60	US 74 WB	2	S3x5.7	BA	N/A	N/A	N/A	Δ	4.69	5.00	7.00	2.5	0.50	12.50	15.00	0.00	0.00	0.00	0.50	12.50	15.00	207.00	0	1.0	3	0.00	0.17	_____

TIP NO. R-3421A	SHEET NO. SIGN-2A
APPROVED: <i>Andrew D. Klincksiek</i> E3078FB459E44B	
DATE: 7/5/2019	
	
DOCUMENT NOT CONSIDERED FINAL UNLESS ALL SIGNATURES COMPLETED	

NOTES:

- DIMENSION "S" REPRESENTS AN INCREASE (+), OR A DECREASE (-) IN POLE LENGTH, RELATIVE TO THE ELEVATION OF THE EDGE OF TRAVEL LANE.
- FIELD VERIFICATIONS SHALL BE REQUIRED FOR ALL SUPPORTS, SEE (*) ARTICLE 903-3. FABRICATORS SHALL BE AISC CERTIFIED IN CATEGORY 1, SEE (*) ARTICLE 1072-1. (*) = N.C.D.O.T. STANDARD SPECIFICATIONS FOR ROADS AND STRUCTURES
- PLAN LOCATIONS FOR EXISTING UTILITIES ARE BASED ON THE BEST AVAILABLE INFORMATION AND, THEREFORE MAY NOT BE PRECISELY ACCURATE. THEREFORE, IT IS INCUMBENT UPON THE CONTRACTOR TO DETERMINE THE EXACT LOCATION OF UTILITIES BEFORE BEGINNING WORK IN A LOCATION.



**TYPE A AND TYPE B
GROUND MOUNTED SIGNS**

HNTB NORTH CAROLINA, P.C.
343 E. Six Forks Road, Suite 200
Raleigh, North Carolina 27609
NC License No: C-1554
(919) 546-8997

Version: 3.1 Posted: 6/2/2017

APPROVED: Andrew D. Klimbsiek
E3078FB459E44B

DATE: 7/5/2019

SEAL



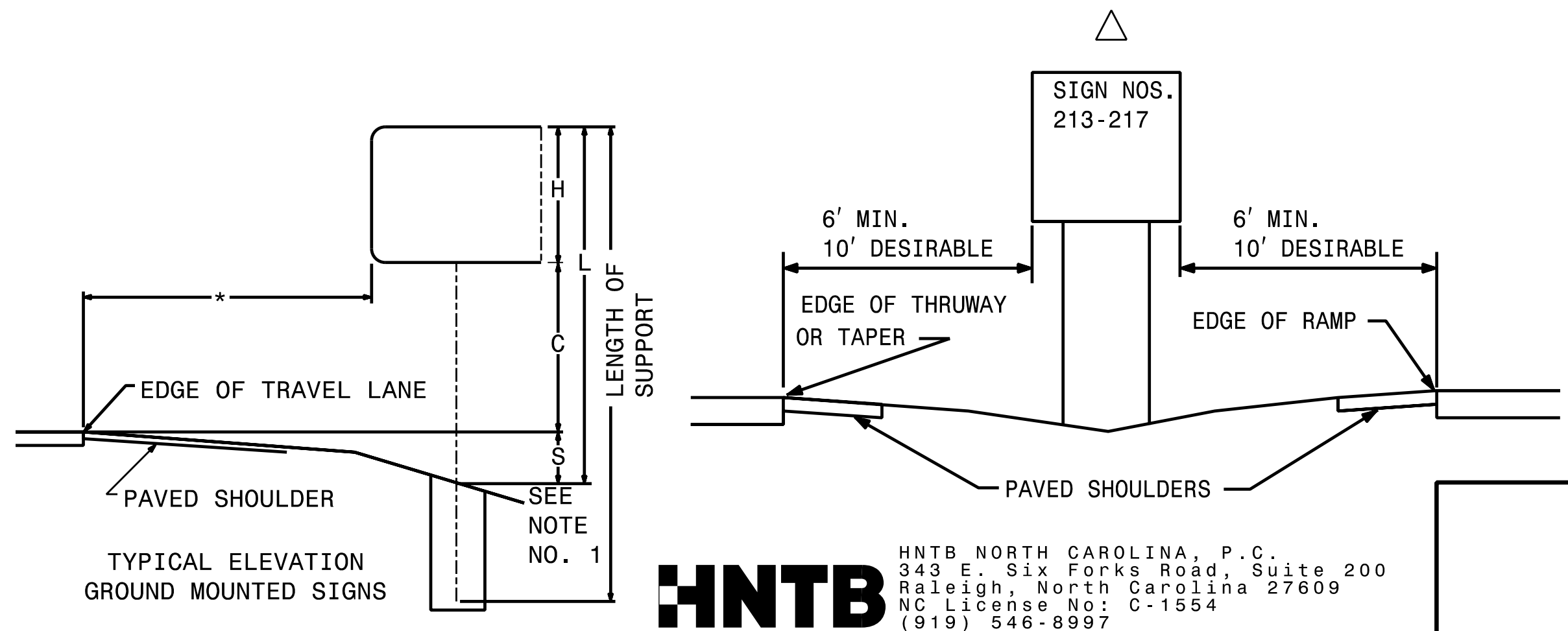
DOCUMENT NOT CONSIDERED FINAL UNLESS ALL SIGNATURES COMPLETED

NUMBER	SIGN TYPE	SIGN SIZE (in.)			ROADWAY STATION	NUMBER OF SUPPORTS	BEAM SECTION	SUPPORT TYPE BA or S	OMNI COUPLER	ATTACHMENT METHOD	MOUNTING METHOD	HORIZONTAL CLEARANCE* (ft.)	SUPPORT SPACING	LENGTH (ft)			LEFT SUPPORT (ft)			CENTER SUPPORT (ft)			RIGHT SUPPORT (ft)			SUPPORT WEIGHTS		FOOTINGS				FIELD VERIFIED SEE NOTE 2 (mm/dd/yy)												
		w	x	h										SNS HT "H"	MTG HT "C"	EMBED-MENT	S	L	LENGTH	S	L	LENGTH	S	L	LENGTH	B/A (lbs.)	SIMPLE (lbs.)	DIAMETER (ft.)	DEPTH (ft.)	REINFORCED (c.y.)	PLAIN (c.y.)													
213	A	96	x	60	US 74 WB	2	S3x5.7	BA	N/A	N/A	N/A	Δ	4.69	5.00	7.00	2.5	0.50	12.50	15.00	0.00	0.00	0.00	0.50	12.50	15.00	207.00	0	1.0	3	0.00	0.17	_____												
214	A	96	x	60	US 74 EB	2	S3x5.7	BA	N/A	N/A	N/A	Δ	4.69	5.00	7.00	2.5	0.50	12.50	15.00	0.00	0.00	0.00	0.50	12.50	15.00	207.00	0	1.0	3	0.00	0.17	_____												
215	A	96	x	60	US 74 WB	2	S3x5.7	BA	N/A	N/A	N/A	Δ	4.69	5.00	7.00	2.5	0.50	12.50	15.00	0.00	0.00	0.00	0.50	12.50	15.00	207.00	0	1.0	3	0.00	0.17	_____												
216	A	96	x	60	US 74 WB	2	S3x5.7	BA	N/A	N/A	N/A	Δ	4.69	5.00	7.00	2.5	0.50	12.50	15.00	0.00	0.00	0.00	0.50	12.50	15.00	207.00	0	1.0	3	0.00	0.17	_____												
217	A	96	x	60	US 74 EB	2	S3x5.7	BA	N/A	N/A	N/A	Δ	4.69	5.00	7.00	2.5	0.50	12.50	15.00	0.00	0.00	0.00	0.50	12.50	15.00	207.00	0	1.0	3	0.00	0.17	_____												
701A 701B	B A	132 132	x	30 96	US 74 WB	2	W6x15	S	N/A	II N/A	N/A N/A	18.50	6.00	ERECT PROPOSED SIGNS ON EXISTING SUPPORTS																														
702A 702B	B A	132 132	x	30 108	US 74 WB	2	W6x15	BA	N/A	II N/A	N/A N/A	30.00	6.00	11.50	7.20	0.0	0.00	0.00	11.67	0.00	0.00	0.00	0.00	0.00	0.00	11.67	350.00	0	0.0	0	0.00	0.00	_____											
703	A	96	x	60	US 74 WB	2	S4x7.7	BA	N/A	N/A	N/A	Δ	5.00	ERECT PROPOSED SIGN ON EXISTING SUPPORTS																														
704A 704B	B A	132 204	x	30 126	US 74 WB	2	W8x28	S	N/A	1-R N/A	N/A N/A	18.00	9.80	ERECT PROPOSED SIGNS ON EXISTING SUPPORTS																														
705A 705B	B A	132 204	x	30 126	US 74 WB	2	W6x20	BA	N/A	1-R N/A	N/A N/A	29.00	9.90	13.00	7.20	0.0	0.00	0.00	13.16	0.00	0.00	0.00	0.00	0.00	0.00	13.16	737.33	0	0.0	0	0.00	0.00	_____											
706A 706B	B A	132 132	x	30 96	US 74 EB	2	W6x15	BA	N/A	II N/A	N/A N/A	33.50	6.00	10.50	6.30	0.0	0.00	0.00	10.67	0.00	0.00	0.00	0.00	0.00	0.00	10.67	320.00	0	0.0	0	0.00	0.00	_____											
707A 707B	B A	132 132	x	30 108	US 74 EB	2	W6x15	S	N/A	II N/A	N/A N/A	18.20	6.00	ERECT PROPOSED SIGNS ON EXISTING SUPPORTS																														
708A 708B	B A	132 204	x	30 132	US 74 WB	2	W6x25	BA	N/A	1-R N/A	N/A N/A	29.00	9.80	13.50	7.00	0.0	0.00	0.00	13.67	0.00	0.00	0.00	0.00	0.00	0.00	13.67	683.33	0	0.0	0	0.00	0.00	_____											
709A 709B	B A	132 132	x	30 96	US 74 EB	2	W6x15	BA	N/A	II N/A	N/A N/A	29.50	6.00	10.50	7.00	0.0	0.00	0.00	10.67	0.00	0.00	0.00	0.00	0.00	0.00	10.67	320.00	0	0.0	0	0.00	0.00	_____											
710A 710B	B A	132 204	x	30 126	US 74 EB	2	W8x28	BA	N/A	1-R N/A	N/A N/A	31.00	9.70	13.00	7.20	0.0	0.00	0.00	13.16	0.00	0.00	0.00	0.00	0.00	0.00	13.16	737.33	0	0.0	0	0.00	0.00	_____											
711A 711B	B A	132 204	x	30 132	US 74 EB	2	W6x20	BA	N/A	1-R N/A	N/A N/A	28.50	9.80	13.50	6.40	0.0	0.00	0.00	13.67	0.00	0.00	0.00	0.00	0.00	0.00	13.67	683.33	0	0.0	0	0.00	0.00	_____											
712A 712B	B A	132 204	x	30 132	US 74 EB	2	W6x20	BA	N/A	1-R N/A	N/A N/A	29.00	9.80	13.50	7.30	0.0	0.00	0.00	13.67	0.00	0.00	0.00	0.00	0.00	0.00	13.67	683.33	0	0.0	0	0.00	0.00	_____											
713A 713B	B A	132 132	x	30 132	US 74 WB	2	W6x15	BA	N/A	II N/A	N/A N/A	28.00	7.10	13.50	4.60	0.0	0.00	0.00	13.67	0.00	0.00	0.00	0.00	0.00	0.00	13.67	410.00	0	0.0	0	0.00	0.00	_____											
714	A	96	x	60	US 74 EB	2	S4x7.7	BA	N/A	N/A	N/A	Δ	4.40	ERECT PROPOSED SIGN ON EXISTING SUPPORTS																														
715A 715B	B A	132 132	x	30 126	US 74 EB	2	W4x13	BA	N/A	II N/A	N/A N/A	33.00	6.00	13.00	6.10	0.0	0.00	0.00	13.16	0.00	0.00	0.00	0.00	0.00	0.00	13.16	342.33	0	0.0	0	0.00	0.00	_____											

TOTAL 42929.30 TOTAL 9901.10 TOTAL 43.75 TOTAL 3.29
USE: 42930.00 9902.00 44.00 4.00


NOTES:

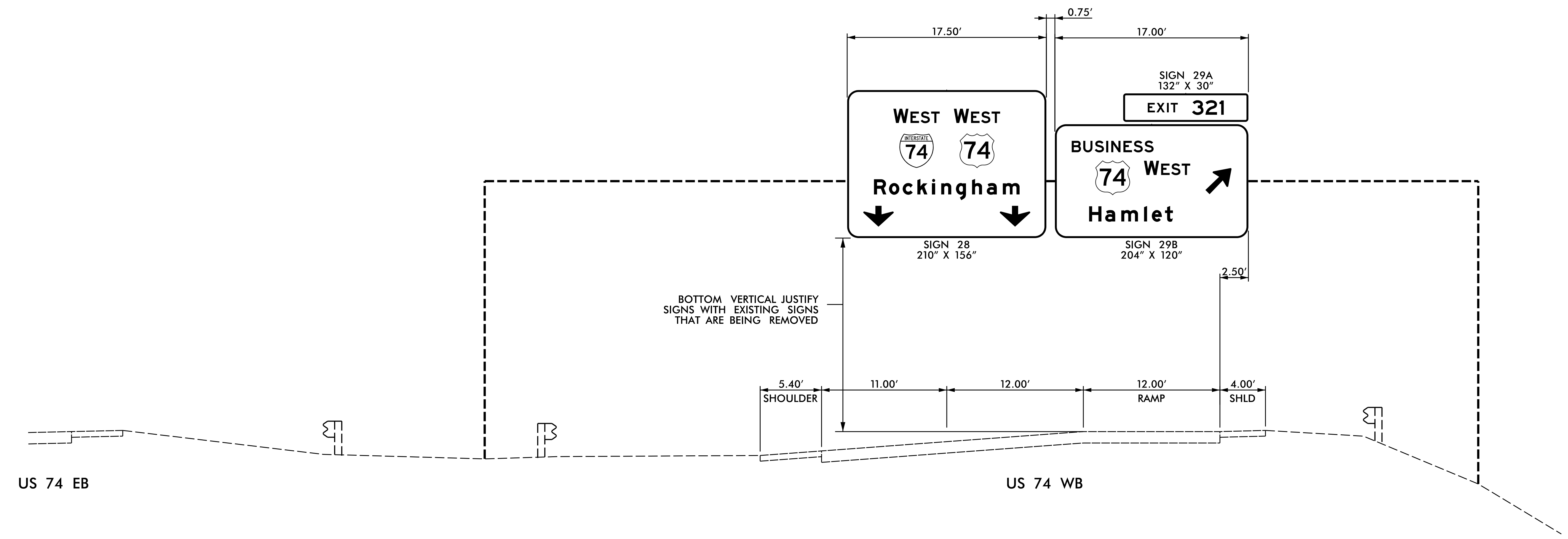
- DIMENSION "S" REPRESENTS AN INCREASE (+), OR A DECREASE (-) IN POLE LENGTH, RELATIVE TO THE ELEVATION OF THE EDGE OF TRAVEL LANE.
- FIELD VERIFICATIONS SHALL BE REQUIRED FOR ALL SUPPORTS, SEE (*) ARTICLE 903-3. FABRICATORS SHALL BE AISC CERTIFIED IN CATEGORY 1, SEE (*) ARTICLE 1072-1. (*) = N.C.D.O.T. STANDARD SPECIFICATIONS FOR ROADS AND STRUCTURES
- PLAN LOCATIONS FOR EXISTING UTILITIES ARE BASED ON THE BEST AVAILABLE INFORMATION AND, THEREFORE MAY NOT BE PRECISELY ACCURATE. THEREFORE, IT IS INCUMBENT UPON THE CONTRACTOR TO DETERMINE THE EXACT LOCATION OF UTILITIES BEFORE BEGINNING WORK IN A LOCATION.



HNTB
HNTB NORTH CAROLINA, P.C.
343 E. Six Forks Road, Suite 200
Raleigh, North Carolina 27609
NC License No: C-1554
(919) 546-8997

**TYPE A AND TYPE B
GROUND MOUNTED SIGNS**

TIP NO. R-3421A	SHEET NO. SIGN-3
APPROVED: <i>Andrew D. Klincksiek</i> <small>E-3078FB459E44B</small>	
DATE: 7/5/2019	
SEAL	
	
DOCUMENT NOT CONSIDERED FINAL UNLESS ALL SIGNATURES COMPLETED	




**OVERHEAD SIGN PANEL REPLACEMENT WORK
SHOWN ON THIS SHEET IS PENDING REVIEW
OF EXISTING SIGN STRUCTURE DESIGN**

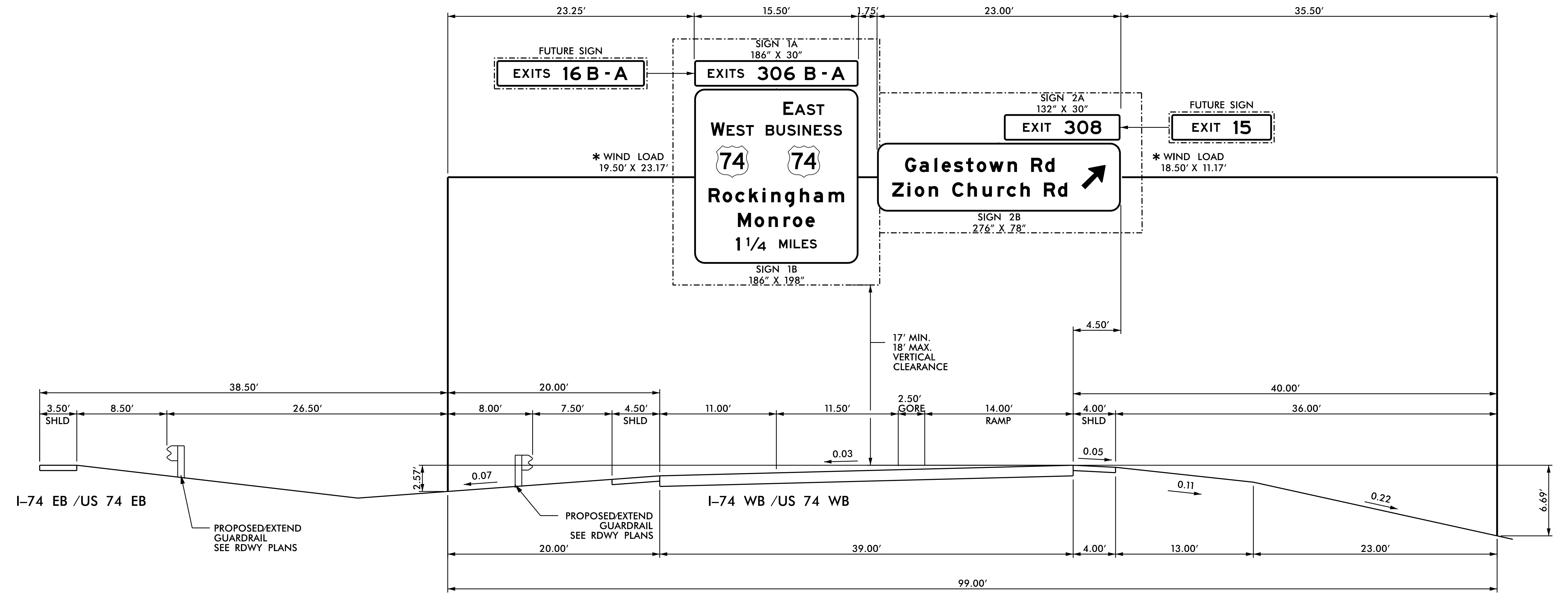
NOTES:

1. SEE STANDARD 904-3(B)(3) FOR REQUIREMENTS OF NEW STRUCTURAL MEMBERS, MOUNTING HARDWARE FOR NEW SIGNS, SHOP DRAWINGS, BRACING AND ACCESSORY HARDWARE FOR ATTACHMENTS.
2. CUT EXISTING WALKWAY SUPPORTS AT THE BOTTOM OF PROPOSED PANELS.
3. SEE NCDOT STANDARD SPECIFICATIONS, SECTION 1076-6 FOR REPAIR OF GALVANIZING.
4. ERECT PROPOSED PRIMARY SIGN CENTER JUSTIFIED ON EXISTING HORIZONTAL MEMBER WITH 17' MINIMUM VERTICAL CLEARANCE.

HNTB
HNTB NORTH CAROLINA, P.C.
 343 E. Six Forks Road, Suite 200
 Raleigh, North Carolina 27609
 NC License No: C-1554
 (919) 546-8997

**EXISTING OVERHEAD SIGN
STRUCTURE 'AA'
US 74 WEST**

TIP NO. R-3421A	SHEET NO. SIGN-3A
APPROVED: <i>Andrew D. Klincksiek</i> <small>E3078FB459E44B</small>	
DATE: 7/5/2019	
SEAL	
	
DOCUMENT NOT CONSIDERED FINAL UNLESS ALL SIGNATURES COMPLETED	




NOTES:

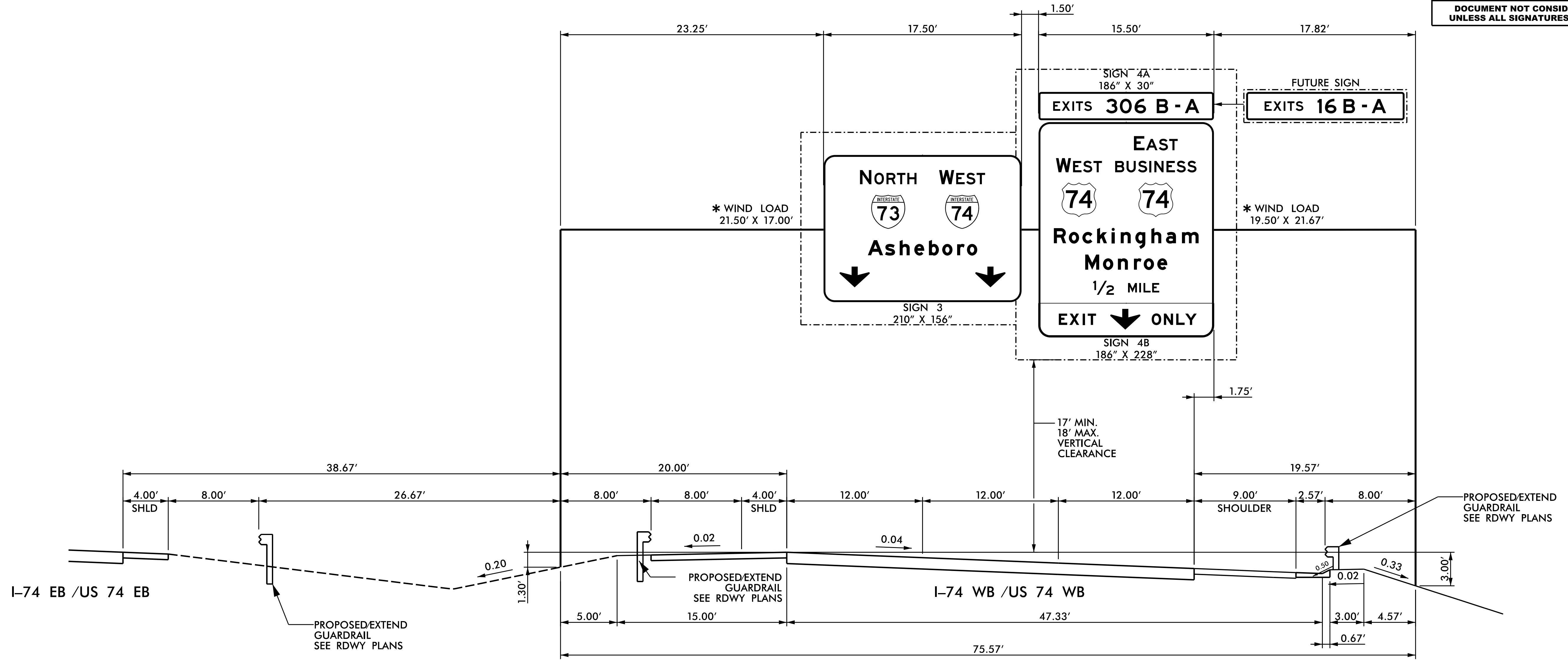
- IF THE CONTRACTOR BIDS ALUMINUM SIGN STRUCTURE, EACH SHALL BE PROVIDED WITH AN APPROVED HIGHWAY TRUSS DAMPER DEVICE IN ACCORDANCE WITH AASHTO SPECIFICATIONS.
- MOUNT SIGNS VERTICALLY CENTERED ON HORIZONTAL MEMBER OF STRUCTURE.
- FIELD VERIFICATION SHALL BE REQUIRED FOR ALL FOOTING ELEVATIONS, PER THE LATEST NCDOT STANDARD SPECIFICATIONS FOR ROADS AND STRUCTURES. PROVIDE FIELD VERIFICATION TO THE SIGNING SECTION.
- THE TOP OF THE FOOTING SHALL EXTEND AT LEAST 4 INCHES AND NOT MORE THAN 24 INCHES ABOVE THE HIGHEST POINT OF THE GROUND SURFACE AT THE FOOTING.
- SIGN HANGERS AND ATTACHMENT HARDWARE SHALL BE PROVIDED AND INSTALLED ON THE ASSEMBLY TO ACCOMMODATE ALL SIGNS SHOWN IN THIS PLAN SHEET.
- DESIGN AND CONSTRUCTION REQUIREMENTS FOR SIGN STRUCTURES SHALL ACCOMMODATE WIND VELOCITY OF 90 M.P.H.

*THESE DIMENSIONS SHALL BE USED FOR WIND LOAD AND DEAD LOAD COMPUTATIONS IN DESIGN OF STRUCTURE AND FOOTINGS. DESIGN AND CONSTRUCTION REQUIREMENTS FOR SIGN STRUCTURES SHALL ACCOMMODATE WIND VELOCITY OF 90 M.P.H.

HNTB
 HNTB NORTH CAROLINA, P.C.
 343 E. Six Forks Road, Suite 200
 Raleigh, North Carolina 27609
 NC License No: C-1554
 (919) 546-8997

**OVERHEAD SIGN STRUCTURE 'A'
 US 74 320' WEST OF EXISTING
 EXIT DIRECTIONAL SIGN**

TIP NO. R-3421A	SHEET NO. SIGN-3B
APPROVED: <i>Andrew D. Klincksiek</i> E-3078FB459E44B	
DATE: 7/5/2019	
SEAL	
	
DOCUMENT NOT CONSIDERED FINAL UNLESS ALL SIGNATURES COMPLETED	




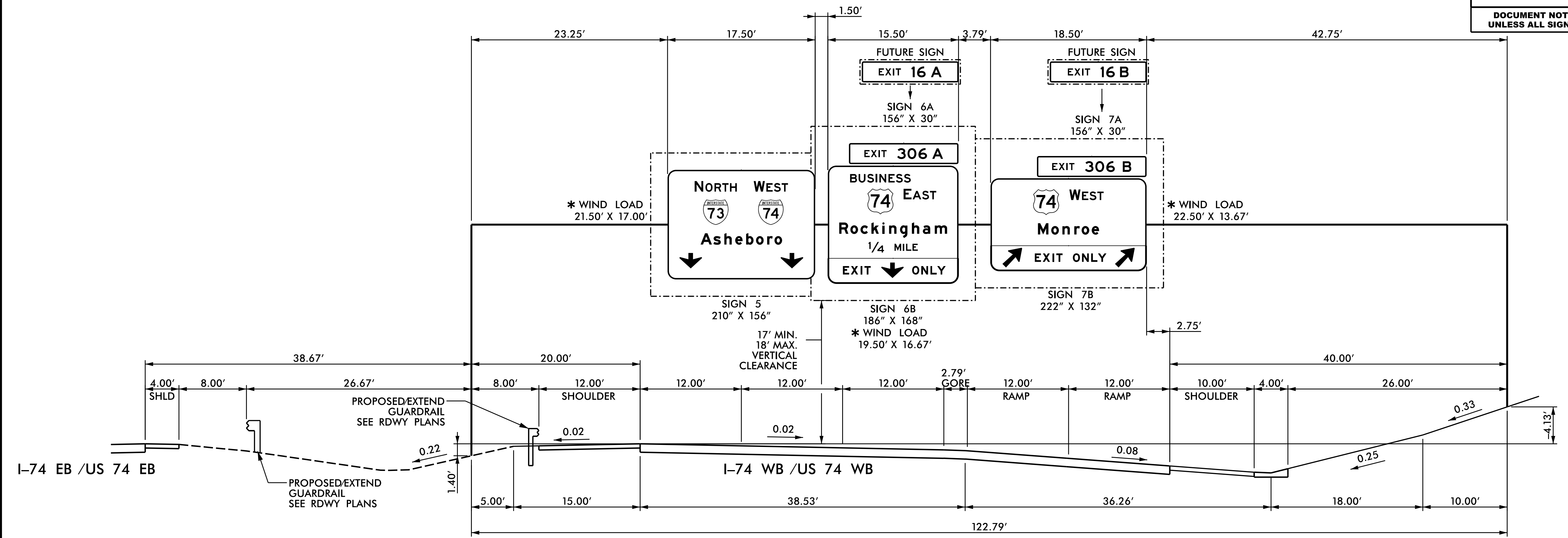
NOTES:

- IF THE CONTRACTOR BIDS ALUMINUM SIGN STRUCTURE, EACH SHALL BE PROVIDED WITH AN APPROVED HIGHWAY TRUSS DAMPER DEVICE IN ACCORDANCE WITH AASHTO SPECIFICATIONS.
- MOUNT SIGNS VERTICALLY CENTERED ON HORIZONTAL MEMBER OF STRUCTURE.
- FIELD VERIFICATION SHALL BE REQUIRED FOR ALL FOOTING ELEVATIONS, PER THE LATEST NCDOT STANDARD SPECIFICATIONS FOR ROADS AND STRUCTURES. PROVIDE FIELD VERIFICATION TO THE SIGNING SECTION.
- THE TOP OF THE FOOTING SHALL EXTEND AT LEAST 4 INCHES AND NOT MORE THAN 24 INCHES ABOVE THE HIGHEST POINT OF THE GROUND SURFACE AT THE FOOTING.
- SIGN HANGERS AND ATTACHMENT HARDWARE SHALL BE PROVIDED AND INSTALLED ON THE ASSEMBLY TO ACCOMMODATE ALL SIGNS SHOWN IN THIS PLAN SHEET.
- DESIGN AND CONSTRUCTION REQUIREMENTS FOR SIGN STRUCTURES SHALL ACCOMMODATE WIND VELOCITY OF 90 M.P.H.

*THESE DIMENSIONS SHALL BE USED FOR WIND LOAD AND DEAD LOAD COMPUTATIONS IN DESIGN OF STRUCTURE AND FOOTINGS. DESIGN AND CONSTRUCTION REQUIREMENTS FOR SIGN STRUCTURES SHALL ACCOMMODATE WIND VELOCITY OF 90 M.P.H.

OVERHEAD SIGN STRUCTURE 'B'
- US 74- STA. 39+00


TIP NO. R-3421A	SHEET NO. SIGN-3C
APPROVED: <i>Andrew D. Klimbsiek</i> E3078FB459E44B	
DATE: 7/5/2019	
SEAL	
	
DOCUMENT NOT CONSIDERED FINAL UNLESS ALL SIGNATURES COMPLETED	

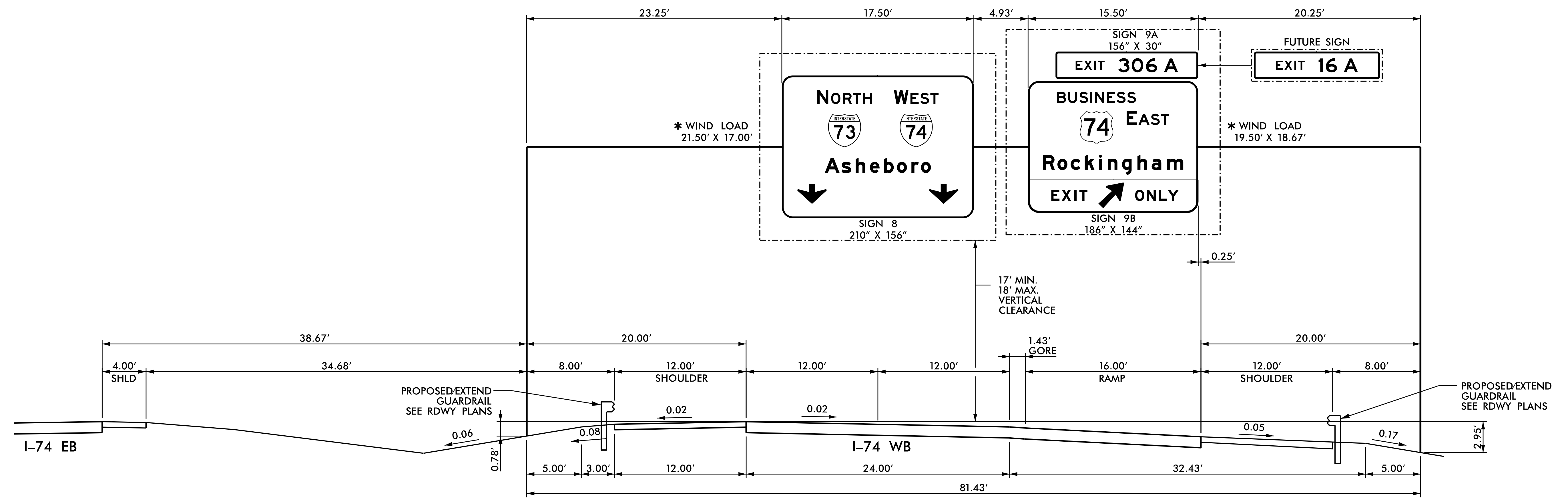


NOTES:

- IF THE CONTRACTOR BIDS ALUMINUM SIGN STRUCTURE, EACH SHALL BE PROVIDED WITH AN APPROVED HIGHWAY TRUSS DAMPER DEVICE IN ACCORDANCE WITH AASHTO SPECIFICATIONS.
- MOUNT SIGNS VERTICALLY CENTERED ON HORIZONTAL MEMBER OF STRUCTURE.
- FIELD VERIFICATION SHALL BE REQUIRED FOR ALL FOOTING ELEVATIONS, PER THE LATEST NCDOT STANDARD SPECIFICATIONS FOR ROADS AND STRUCTURES. PROVIDE FIELD VERIFICATION TO THE SIGNING SECTION.
- THE TOP OF THE FOOTING SHALL EXTEND AT LEAST 4 INCHES AND NOT MORE THAN 24 INCHES ABOVE THE HIGHEST POINT OF THE GROUND SURFACE AT THE FOOTING.
- SIGN HANGERS AND ATTACHMENT HARDWARE SHALL BE PROVIDED AND INSTALLED ON THE ASSEMBLY TO ACCOMMODATE ALL SIGNS SHOWN IN THIS PLAN SHEET.
- DESIGN AND CONSTRUCTION REQUIREMENTS FOR SIGN STRUCTURES SHALL ACCOMMODATE WIND VELOCITY OF 90 M.P.H.

*THESE DIMENSIONS SHALL BE USED FOR WIND LOAD AND DEAD LOAD COMPUTATIONS IN DESIGN OF STRUCTURE AND FOOTINGS. DESIGN AND CONSTRUCTION REQUIREMENTS FOR SIGN STRUCTURES SHALL ACCOMMODATE WIND VELOCITY OF 90 M.P.H.


TIP NO. R-3421A	SHEET NO. SIGN-3D
APPROVED: <i>Andrew D. Klincksiek</i> <small>E-3078FB459E44B</small>	
DATE: 7/5/2019	
SEAL	
	
DOCUMENT NOT CONSIDERED FINAL UNLESS ALL SIGNATURES COMPLETED	

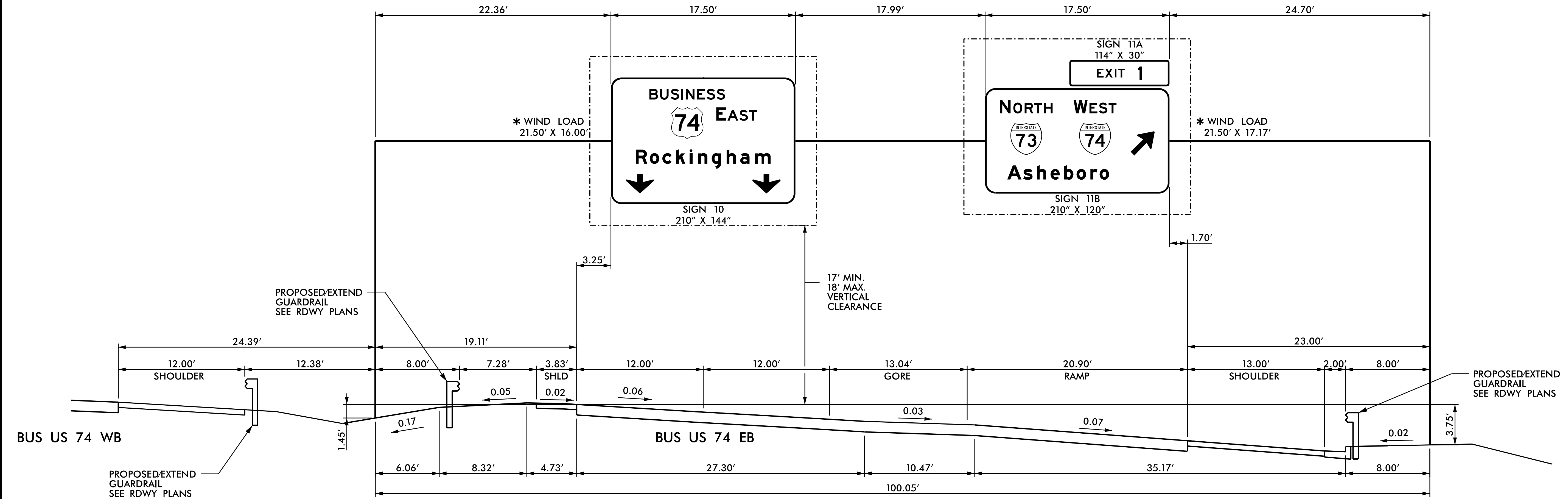


NOTES:

- IF THE CONTRACTOR BIDS ALUMINUM SIGN STRUCTURE, EACH SHALL BE PROVIDED WITH AN APPROVED HIGHWAY TRUSS DAMPER DEVICE IN ACCORDANCE WITH AASHTO SPECIFICATIONS.
- MOUNT SIGNS VERTICALLY CENTERED ON HORIZONTAL MEMBER OF STRUCTURE.
- FIELD VERIFICATION SHALL BE REQUIRED FOR ALL FOOTING ELEVATIONS, PER THE LATEST NCDOT STANDARD SPECIFICATIONS FOR ROADS AND STRUCTURES. PROVIDE FIELD VERIFICATION TO THE SIGNING SECTION.
- THE TOP OF THE FOOTING SHALL EXTEND AT LEAST 4 INCHES AND NOT MORE THAN 24 INCHES ABOVE THE HIGHEST POINT OF THE GROUND SURFACE AT THE FOOTING.
- SIGN HANGERS AND ATTACHMENT HARDWARE SHALL BE PROVIDED AND INSTALLED ON THE ASSEMBLY TO ACCOMMODATE ALL SIGNS SHOWN IN THIS PLAN SHEET.
- DESIGN AND CONSTRUCTION REQUIREMENTS FOR SIGN STRUCTURES SHALL ACCOMMODATE WIND VELOCITY OF 90 M.P.H.

*THESE DIMENSIONS SHALL BE USED FOR WIND LOAD AND DEAD LOAD COMPUTATIONS IN DESIGN OF STRUCTURE AND FOOTINGS. DESIGN AND CONSTRUCTION REQUIREMENTS FOR SIGN STRUCTURES SHALL ACCOMMODATE WIND VELOCITY OF 90 M.P.H.


TIP NO. R-3421A	SHEET NO. SIGN-3E
APPROVED: <i>Andrew D. Klincksiek</i> <small>E-3078FB459E44B</small>	
DATE: 7/5/2019	
SEAL	
	
DOCUMENT NOT CONSIDERED FINAL UNLESS ALL SIGNATURES COMPLETED	

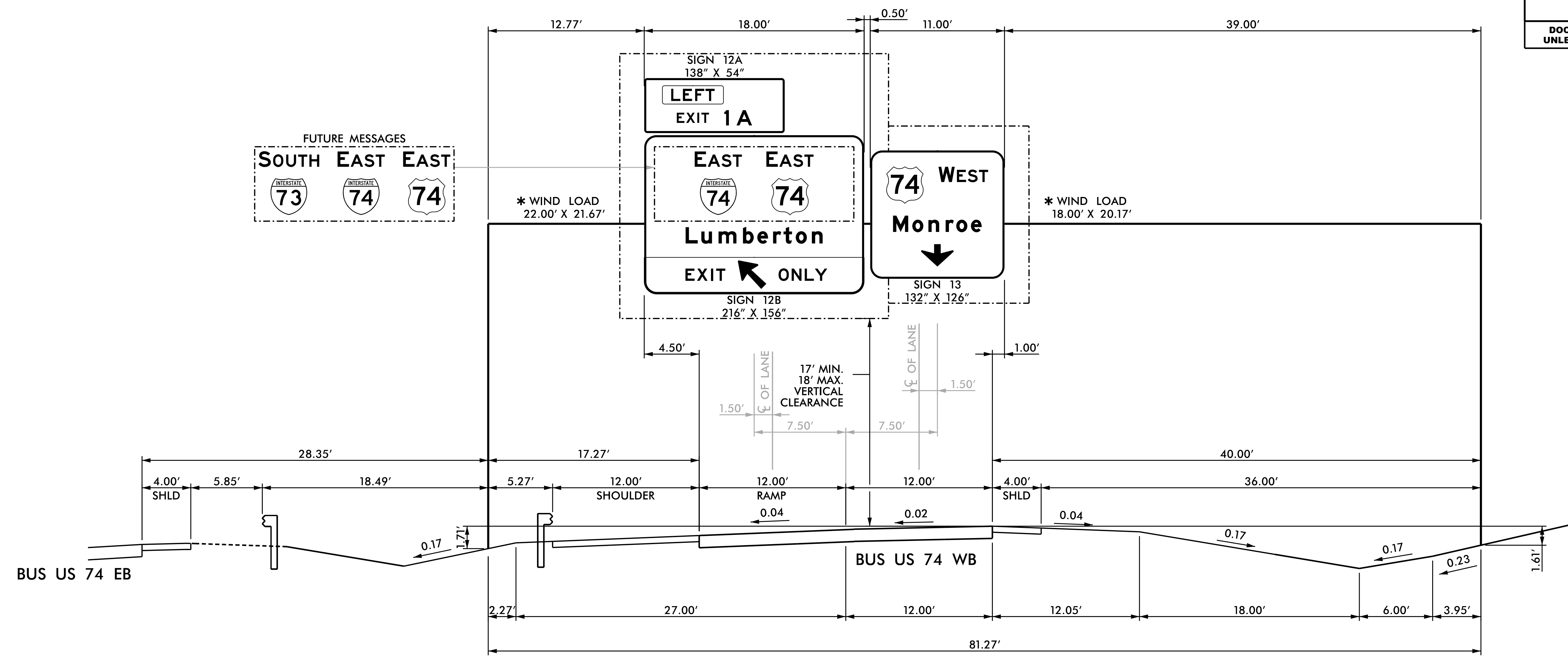


NOTES:

- IF THE CONTRACTOR BIDS ALUMINUM SIGN STRUCTURE, EACH SHALL BE PROVIDED WITH AN APPROVED HIGHWAY TRUSS DAMPER DEVICE IN ACCORDANCE WITH AASHTO SPECIFICATIONS.
- MOUNT SIGNS VERTICALLY CENTERED ON HORIZONTAL MEMBER OF STRUCTURE.
- FIELD VERIFICATION SHALL BE REQUIRED FOR ALL FOOTING ELEVATIONS, PER THE LATEST NCDOT STANDARD SPECIFICATIONS FOR ROADS AND STRUCTURES. PROVIDE FIELD VERIFICATION TO THE SIGNING SECTION.
- THE TOP OF THE FOOTING SHALL EXTEND AT LEAST 4 INCHES AND NOT MORE THAN 24 INCHES ABOVE THE HIGHEST POINT OF THE GROUND SURFACE AT THE FOOTING.
- SIGN HANGERS AND ATTACHMENT HARDWARE SHALL BE PROVIDED AND INSTALLED ON THE ASSEMBLY TO ACCOMMODATE ALL SIGNS SHOWN IN THIS PLAN SHEET.
- DESIGN AND CONSTRUCTION REQUIREMENTS FOR SIGN STRUCTURES SHALL ACCOMMODATE WIND VELOCITY OF 90 M.P.H.

*THESE DIMENSIONS SHALL BE USED FOR WIND LOAD AND DEAD LOAD COMPUTATIONS IN DESIGN OF STRUCTURE AND FOOTINGS. DESIGN AND CONSTRUCTION REQUIREMENTS FOR SIGN STRUCTURES SHALL ACCOMMODATE WIND VELOCITY OF 90 M.P.H.


TIP NO. R-3421A	SHEET NO. SIGN-3F
APPROVED: <i>Andrew D. Klincksiek</i> <small>E3078FB459E44B</small>	
DATE: 7/5/2019	
SEAL	
	
DOCUMENT NOT CONSIDERED FINAL UNLESS ALL SIGNATURES COMPLETED	

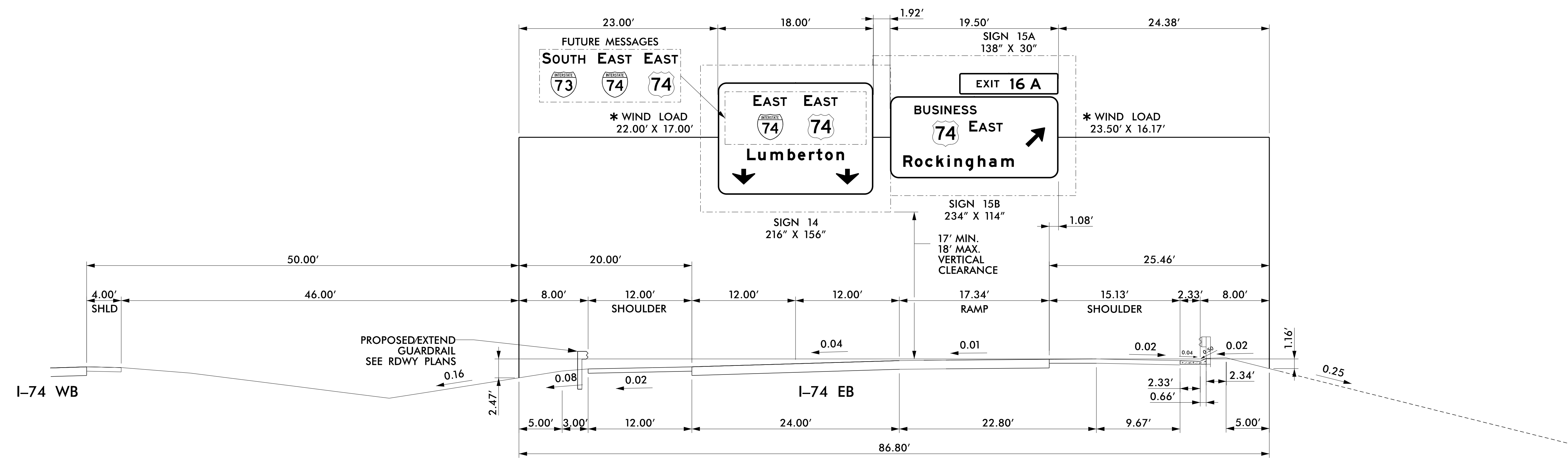


NOTES:

- IF THE CONTRACTOR BIDS ALUMINUM SIGN STRUCTURE, EACH SHALL BE PROVIDED WITH AN APPROVED HIGHWAY TRUSS DAMPER DEVICE IN ACCORDANCE WITH AASHTO SPECIFICATIONS.
- MOUNT SIGNS VERTICALLY CENTERED ON HORIZONTAL MEMBER OF STRUCTURE.
- FIELD VERIFICATION SHALL BE REQUIRED FOR ALL FOOTING ELEVATIONS, PER THE LATEST NCDOT STANDARD SPECIFICATIONS FOR ROADS AND STRUCTURES. PROVIDE FIELD VERIFICATION TO THE SIGNING SECTION.
- THE TOP OF THE FOOTING SHALL EXTEND AT LEAST 4 INCHES AND NOT MORE THAN 24 INCHES ABOVE THE HIGHEST POINT OF THE GROUND SURFACE AT THE FOOTING.
- SIGN HANGERS AND ATTACHMENT HARDWARE SHALL BE PROVIDED AND INSTALLED ON THE ASSEMBLY TO ACCOMMODATE ALL SIGNS SHOWN IN THIS PLAN SHEET.
- DESIGN AND CONSTRUCTION REQUIREMENTS FOR SIGN STRUCTURES SHALL ACCOMMODATE WIND VELOCITY OF 90 M.P.H.

*THESE DIMENSIONS SHALL BE USED FOR WIND LOAD AND DEAD LOAD COMPUTATIONS IN DESIGN OF STRUCTURE AND FOOTINGS. DESIGN AND CONSTRUCTION REQUIREMENTS FOR SIGN STRUCTURES SHALL ACCOMMODATE WIND VELOCITY OF 90 M.P.H.


TIP NO.	SHEET NO.
R-3421A	SIGN-3G
APPROVED: <i>Andrew D. Klincksiek</i> E3078FB459E44B	
DATE: 7/5/2019	
SEAL	
	
DOCUMENT NOT CONSIDERED FINAL UNLESS ALL SIGNATURES COMPLETED	

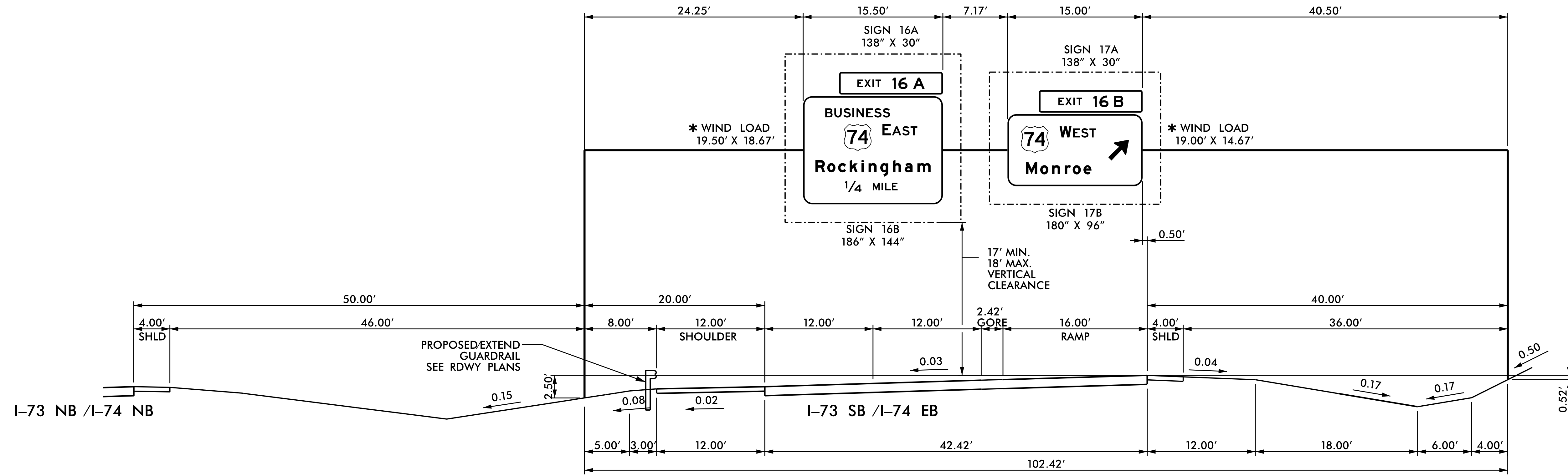


NOTES:

- IF THE CONTRACTOR BIDS ALUMINUM SIGN STRUCTURE, EACH SHALL BE PROVIDED WITH AN APPROVED HIGHWAY TRUSS DAMPER DEVICE IN ACCORDANCE WITH AASHTO SPECIFICATIONS.
- MOUNT SIGNS VERTICALLY CENTERED ON HORIZONTAL MEMBER OF STRUCTURE.
- FIELD VERIFICATION SHALL BE REQUIRED FOR ALL FOOTING ELEVATIONS, PER THE LATEST NCDOT STANDARD SPECIFICATIONS FOR ROADS AND STRUCTURES. PROVIDE FIELD VERIFICATION TO THE SIGNING SECTION.
- THE TOP OF THE FOOTING SHALL EXTEND AT LEAST 4 INCHES AND NOT MORE THAN 24 INCHES ABOVE THE HIGHEST POINT OF THE GROUND SURFACE AT THE FOOTING.
- SIGN HANGERS AND ATTACHMENT HARDWARE SHALL BE PROVIDED AND INSTALLED ON THE ASSEMBLY TO ACCOMMODATE ALL SIGNS SHOWN IN THIS PLAN SHEET.
- DESIGN AND CONSTRUCTION REQUIREMENTS FOR SIGN STRUCTURES SHALL ACCOMMODATE WIND VELOCITY OF 90 M.P.H.

***THESE DIMENSIONS SHALL BE USED FOR WIND LOAD AND DEAD LOAD COMPUTATIONS IN DESIGN OF STRUCTURE AND FOOTINGS. DESIGN AND CONSTRUCTION REQUIREMENTS FOR SIGN STRUCTURES SHALL ACCOMMODATE WIND VELOCITY OF 90 M.P.H.**

TIP NO. R-3421A	SHEET NO. SIGN-3H
APPROVED: <i>Andrew D. Klincksiek</i> E3078FB459E44B	
DATE: 7/5/2019	
SEAL	
	
DOCUMENT NOT CONSIDERED FINAL UNLESS ALL SIGNATURES COMPLETED	




NOTES:

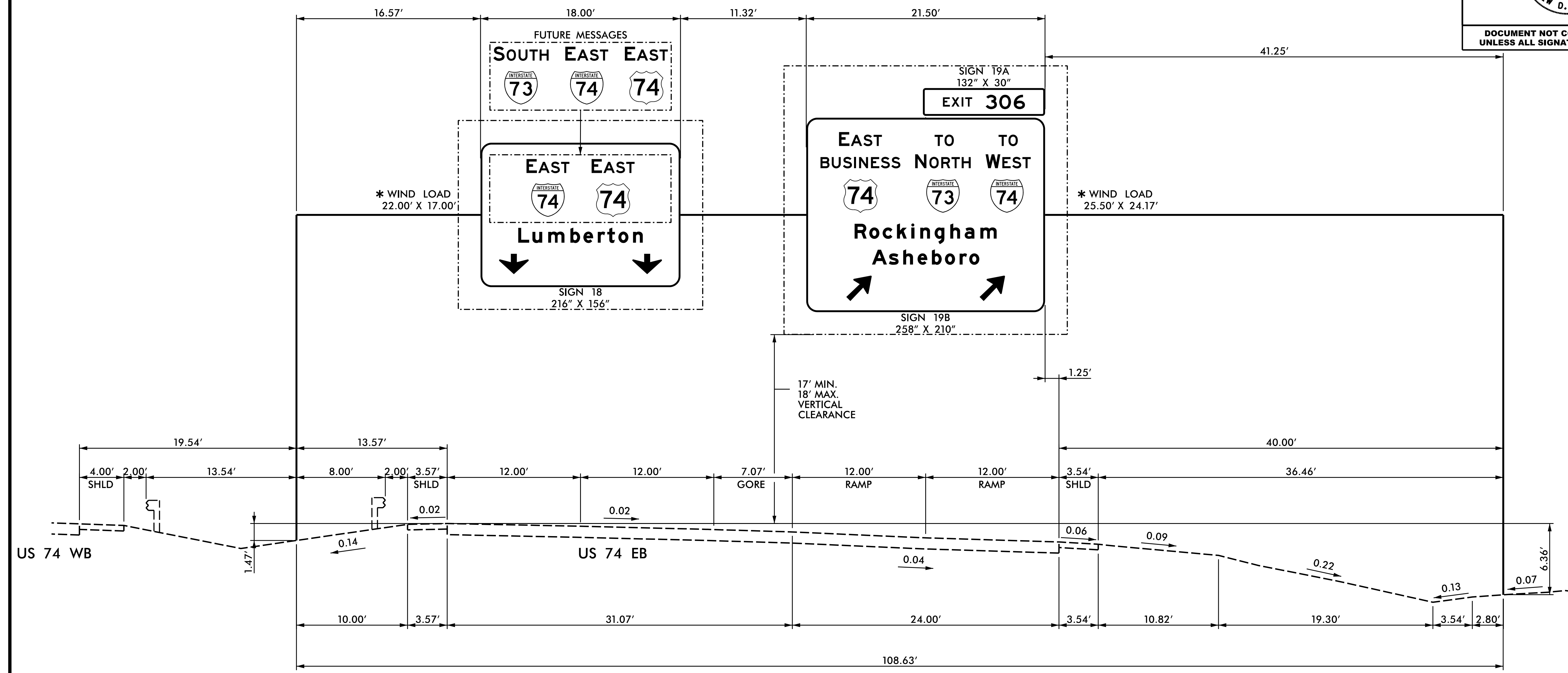
- IF THE CONTRACTOR BIDS ALUMINUM SIGN STRUCTURE, EACH SHALL BE PROVIDED WITH AN APPROVED HIGHWAY TRUSS DAMPER DEVICE IN ACCORDANCE WITH AASHTO SPECIFICATIONS.
- MOUNT SIGNS VERTICALLY CENTERED ON HORIZONTAL MEMBER OF STRUCTURE.
- FIELD VERIFICATION SHALL BE REQUIRED FOR ALL FOOTING ELEVATIONS, PER THE LATEST NCDOT STANDARD SPECIFICATIONS FOR ROADS AND STRUCTURES. PROVIDE FIELD VERIFICATION TO THE SIGNING SECTION.
- THE TOP OF THE FOOTING SHALL EXTEND AT LEAST 4 INCHES AND NOT MORE THAN 24 INCHES ABOVE THE HIGHEST POINT OF THE GROUND SURFACE AT THE FOOTING.
- SIGN HANGERS AND ATTACHMENT HARDWARE SHALL BE PROVIDED AND INSTALLED ON THE ASSEMBLY TO ACCOMMODATE ALL SIGNS SHOWN IN THIS PLAN SHEET.
- DESIGN AND CONSTRUCTION REQUIREMENTS FOR SIGN STRUCTURES SHALL ACCOMMODATE WIND VELOCITY OF 90 M.P.H.

*THESE DIMENSIONS SHALL BE USED FOR WIND LOAD AND DEAD LOAD COMPUTATIONS IN DESIGN OF STRUCTURE AND FOOTINGS. DESIGN AND CONSTRUCTION REQUIREMENTS FOR SIGN STRUCTURES SHALL ACCOMMODATE WIND VELOCITY OF 90 M.P.H.

HNTB
HNTB NORTH CAROLINA, P.C.
343 E. Six Forks Road, Suite 200
Raleigh, North Carolina 27609
NC License No: C-1554
(919) 546-8997

**OVERHEAD SIGN STRUCTURE 'H'
-I-73- STA. 114+00**

TIP NO. R-3421A	SHEET NO. SIGN-31
APPROVED: <i>Andrew D. Klincksiek</i> E3078FB459E44B	
DATE: 7/5/2019	
SEAL	
	
DOCUMENT NOT CONSIDERED FINAL UNLESS ALL SIGNATURES COMPLETED	




NOTES:

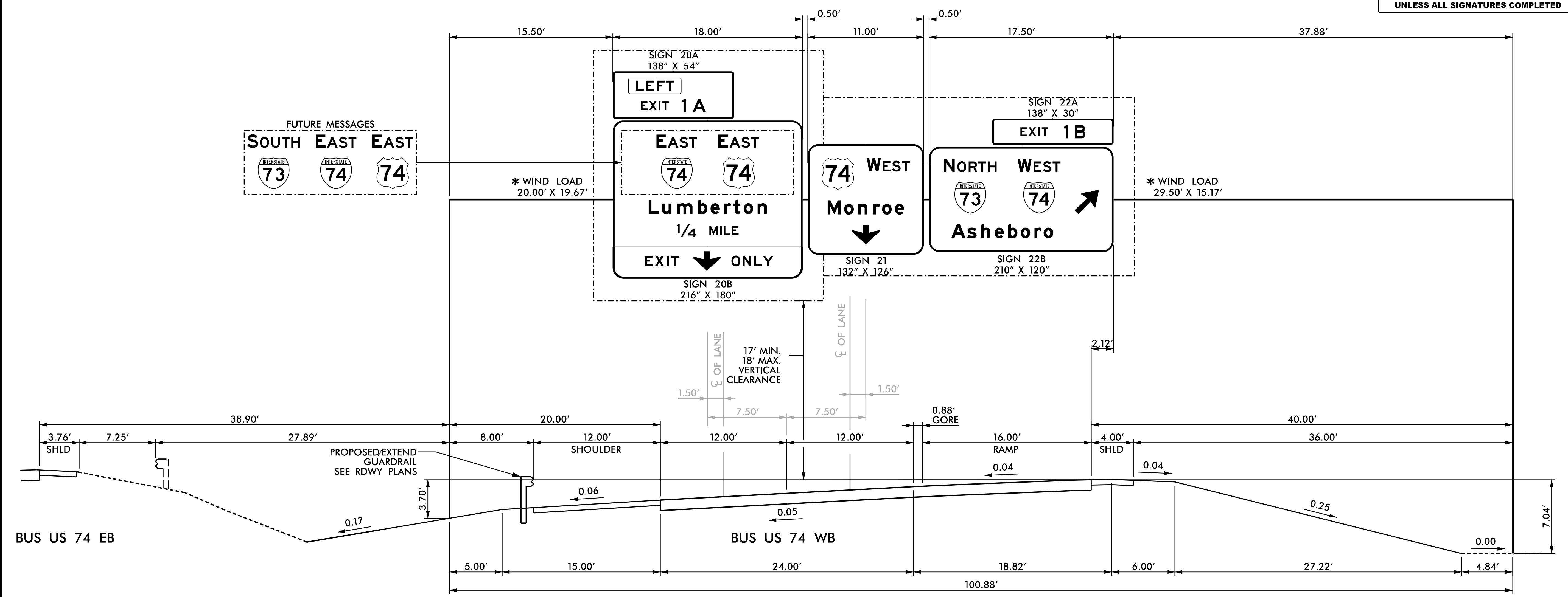
- IF THE CONTRACTOR BIDS ALUMINUM SIGN STRUCTURE, EACH SHALL BE PROVIDED WITH AN APPROVED HIGHWAY TRUSS DAMPER DEVICE IN ACCORDANCE WITH AASHTO SPECIFICATIONS.
- MOUNT SIGNS VERTICALLY CENTERED ON HORIZONTAL MEMBER OF STRUCTURE.
- FIELD VERIFICATION SHALL BE REQUIRED FOR ALL FOOTING ELEVATIONS, PER THE LATEST NCDOT STANDARD SPECIFICATIONS FOR ROADS AND STRUCTURES. PROVIDE FIELD VERIFICATION TO THE SIGNING SECTION.
- THE TOP OF THE FOOTING SHALL EXTEND AT LEAST 4 INCHES AND NOT MORE THAN 24 INCHES ABOVE THE HIGHEST POINT OF THE GROUND SURFACE AT THE FOOTING.
- SIGN HANGERS AND ATTACHMENT HARDWARE SHALL BE PROVIDED AND INSTALLED ON THE ASSEMBLY TO ACCOMMODATE ALL SIGNS SHOWN IN THIS PLAN SHEET.
- DESIGN AND CONSTRUCTION REQUIREMENTS FOR SIGN STRUCTURES SHALL ACCOMMODATE WIND VELOCITY OF 90 M.P.H.

*THESE DIMENSIONS SHALL BE USED FOR WIND LOAD AND DEAD LOAD COMPUTATIONS IN DESIGN OF STRUCTURE AND FOOTINGS. DESIGN AND CONSTRUCTION REQUIREMENTS FOR SIGN STRUCTURES SHALL ACCOMMODATE WIND VELOCITY OF 90 M.P.H.

HNTB
HNTB NORTH CAROLINA, P.C.
343 E. Six Forks Road, Suite 200
Raleigh, North Carolina 27609
NC License No: C-1554
(919) 546-8997

OVERHEAD SIGN STRUCTURE 'I'
-US 74- STA. 130+50


TIP NO. R-3421A	SHEET NO. SIGN-3J
APPROVED: <i>Andrew D. Klimbsiek</i> <small>E3078FB459E44B</small>	
DATE: 7/5/2019	
SEAL	
	
DOCUMENT NOT CONSIDERED FINAL UNLESS ALL SIGNATURES COMPLETED	

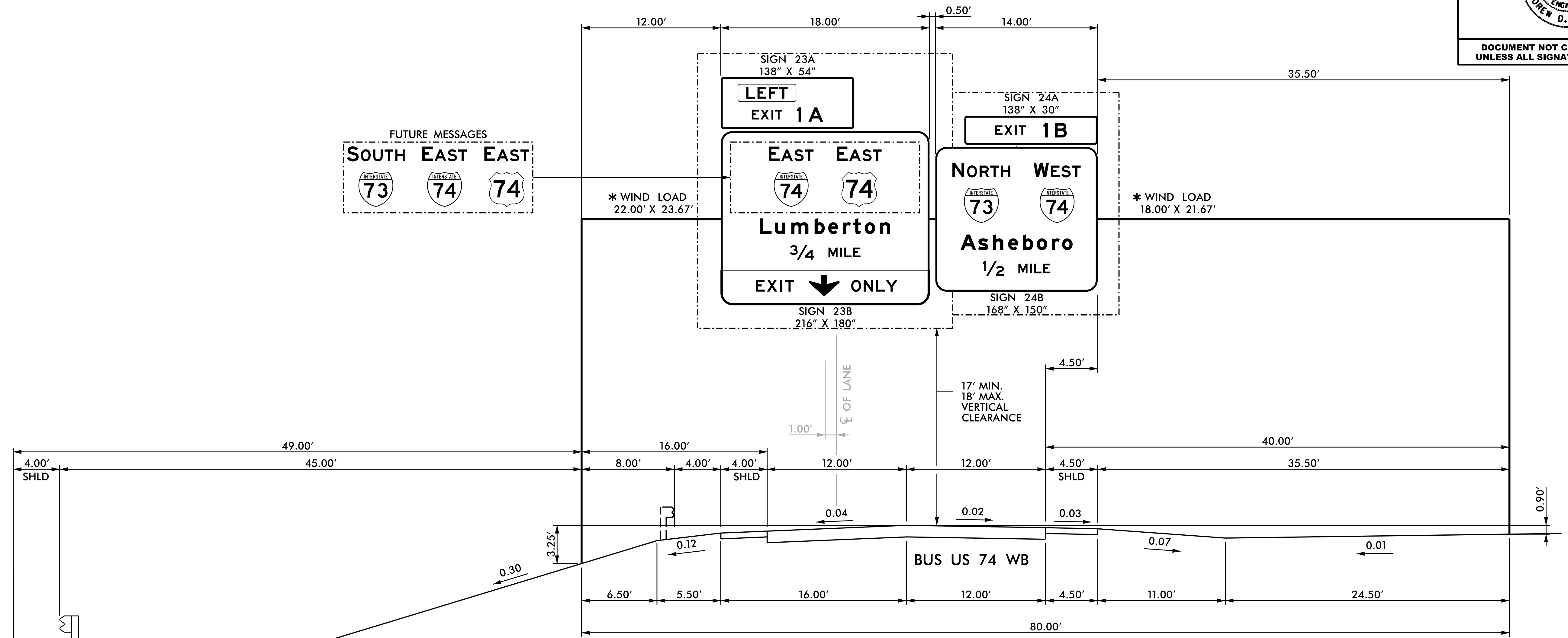


NOTES:

- IF THE CONTRACTOR BIDS ALUMINUM SIGN STRUCTURE, EACH SHALL BE PROVIDED WITH AN APPROVED HIGHWAY TRUSS DAMPER DEVICE IN ACCORDANCE WITH AASHTO SPECIFICATIONS.
- MOUNT SIGNS VERTICALLY CENTERED ON HORIZONTAL MEMBER OF STRUCTURE.
- FIELD VERIFICATION SHALL BE REQUIRED FOR ALL FOOTING ELEVATIONS, PER THE LATEST NCDOT STANDARD SPECIFICATIONS FOR ROADS AND STRUCTURES. PROVIDE FIELD VERIFICATION TO THE SIGNING SECTION.
- THE TOP OF THE FOOTING SHALL EXTEND AT LEAST 4 INCHES AND NOT MORE THAN 24 INCHES ABOVE THE HIGHEST POINT OF THE GROUND SURFACE AT THE FOOTING.
- SIGN HANGERS AND ATTACHMENT HARDWARE SHALL BE PROVIDED AND INSTALLED ON THE ASSEMBLY TO ACCOMMODATE ALL SIGNS SHOWN IN THIS PLAN SHEET.
- DESIGN AND CONSTRUCTION REQUIREMENTS FOR SIGN STRUCTURES SHALL ACCOMMODATE WIND VELOCITY OF 90 M.P.H.

*THESE DIMENSIONS SHALL BE USED FOR WIND LOAD AND DEAD LOAD COMPUTATIONS IN DESIGN OF STRUCTURE AND FOOTINGS. DESIGN AND CONSTRUCTION REQUIREMENTS FOR SIGN STRUCTURES SHALL ACCOMMODATE WIND VELOCITY OF 90 M.P.H.

TIP NO. R-3421A	SHEET NO. SIGN-3K
APPROVED: <i>Andrew D. Klincksiek</i> <small>E-3078FB459E44B</small>	
DATE: 7/5/2019	
SEAL	
	
DOCUMENT NOT CONSIDERED FINAL UNLESS ALL SIGNATURES COMPLETED	



BUS US 74 EB


NOTES:

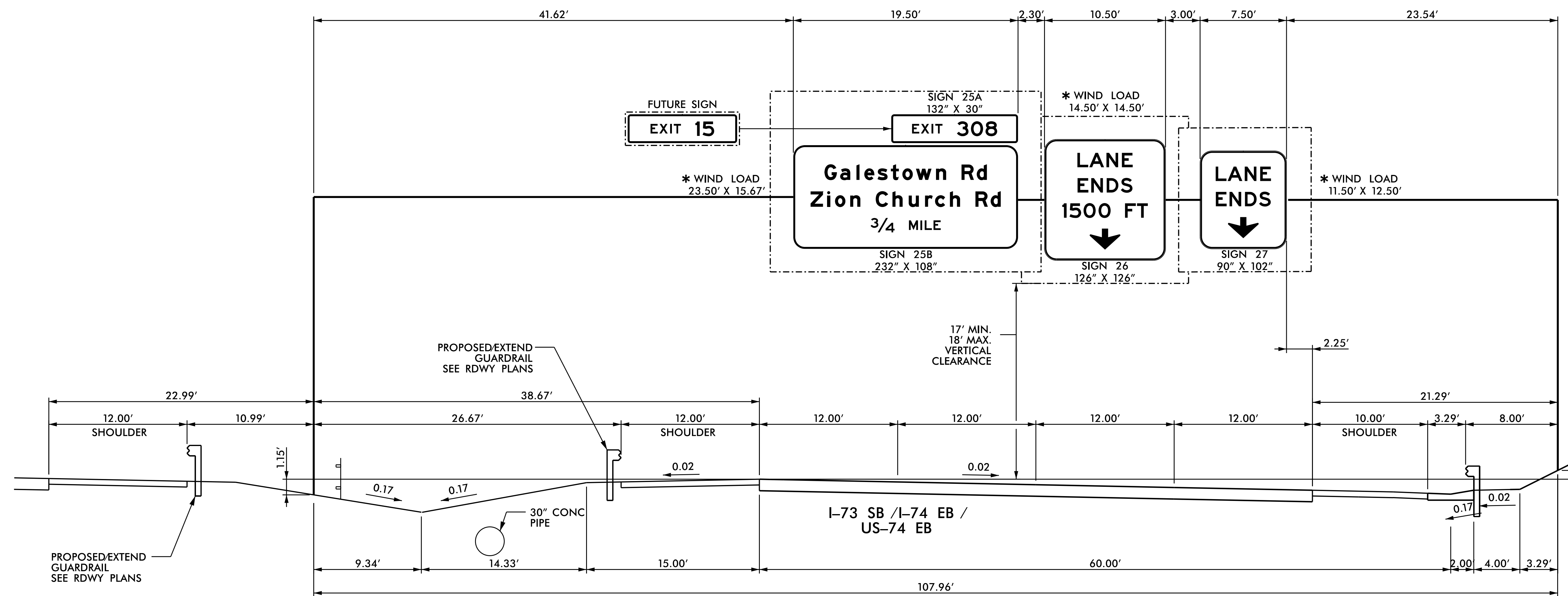
- IF THE CONTRACTOR BIDS ALUMINUM SIGN STRUCTURE, EACH SHALL BE PROVIDED WITH AN APPROVED HIGHWAY TRUSS DAMPER DEVICE IN ACCORDANCE WITH AASHTO SPECIFICATIONS.
- MOUNT SIGNS VERTICALLY CENTERED ON HORIZONTAL MEMBER OF STRUCTURE.
- FIELD VERIFICATION SHALL BE REQUIRED FOR ALL FOOTING ELEVATIONS, PER THE LATEST NCDOT STANDARD SPECIFICATIONS FOR ROADS AND STRUCTURES. PROVIDE FIELD VERIFICATION TO THE SIGNING SECTION.
- THE TOP OF THE FOOTING SHALL EXTEND AT LEAST 4 INCHES AND NOT MORE THAN 24 INCHES ABOVE THE HIGHEST POINT OF THE GROUND SURFACE AT THE FOOTING.
- SIGN HANGERS AND ATTACHMENT HARDWARE SHALL BE PROVIDED AND INSTALLED ON THE ASSEMBLY TO ACCOMMODATE ALL SIGNS SHOWN IN THIS PLAN SHEET.
- DESIGN AND CONSTRUCTION REQUIREMENTS FOR SIGN STRUCTURES SHALL ACCOMMODATE WIND VELOCITY OF 90 M.P.H.

*THESE DIMENSIONS SHALL BE USED FOR WIND LOAD AND DEAD LOAD COMPUTATIONS IN DESIGN OF STRUCTURE AND FOOTINGS. DESIGN AND CONSTRUCTION REQUIREMENTS FOR SIGN STRUCTURES SHALL ACCOMMODATE WIND VELOCITY OF 90 M.P.H.

HNTB
 HNTB NORTH CAROLINA, P.C.
 343 E. Six Forks Road, Suite 200
 Raleigh, North Carolina 27609
 NC License No: C-1554
 (919) 546-8997

**OVERHEAD SIGN STRUCTURE 'K'
 1600' EAST OF EXISTING
 1/2 MILE SIGN**



TIP NO. R-3421A	SHEET NO. SIGN-3L
APPROVED: <i>Andrew D. Klimbsiek</i> <small>E3078FB459E44B</small>	
DATE: 7/5/2019	
SEAL	
	
DOCUMENT NOT CONSIDERED FINAL UNLESS ALL SIGNATURES COMPLETED	



NOTES:

- IF THE CONTRACTOR BIDS ALUMINUM SIGN STRUCTURE, EACH SHALL BE PROVIDED WITH AN APPROVED HIGHWAY TRUSS DAMPER DEVICE IN ACCORDANCE WITH AASHTO SPECIFICATIONS.
- MOUNT SIGNS VERTICALLY CENTERED ON HORIZONTAL MEMBER OF STRUCTURE.
- FIELD VERIFICATION SHALL BE REQUIRED FOR ALL FOOTING ELEVATIONS, PER THE LATEST NCDOT STANDARD SPECIFICATIONS FOR ROADS AND STRUCTURES. PROVIDE FIELD VERIFICATION TO THE SIGNING SECTION.
- THE TOP OF THE FOOTING SHALL EXTEND AT LEAST 4 INCHES AND NOT MORE THAN 24 INCHES ABOVE THE HIGHEST POINT OF THE GROUND SURFACE AT THE FOOTING.
- SIGN HANGERS AND ATTACHMENT HARDWARE SHALL BE PROVIDED AND INSTALLED ON THE ASSEMBLY TO ACCOMMODATE ALL SIGNS SHOWN IN THIS PLAN SHEET.
- DESIGN AND CONSTRUCTION REQUIREMENTS FOR SIGN STRUCTURES SHALL ACCOMMODATE WIND VELOCITY OF 90 M.P.H.

*THESE DIMENSIONS SHALL BE USED FOR WIND LOAD AND DEAD LOAD COMPUTATIONS IN DESIGN OF STRUCTURE AND FOOTINGS. DESIGN AND CONSTRUCTION REQUIREMENTS FOR SIGN STRUCTURES SHALL ACCOMMODATE WIND VELOCITY OF 90 M.P.H.

TIP NO. R-3421A	SHEET NO. SIGN-4A
APPROVED:  E3078F8459E44B	
DATE: 7/5/2019	
	
DOCUMENT NOT CONSIDERED FINAL UNLESS ALL SIGNATURES COMPLETED	

SIGN NUMBER: 3,5,8
TYPE: A (OVHD)
QUANTITY: 3

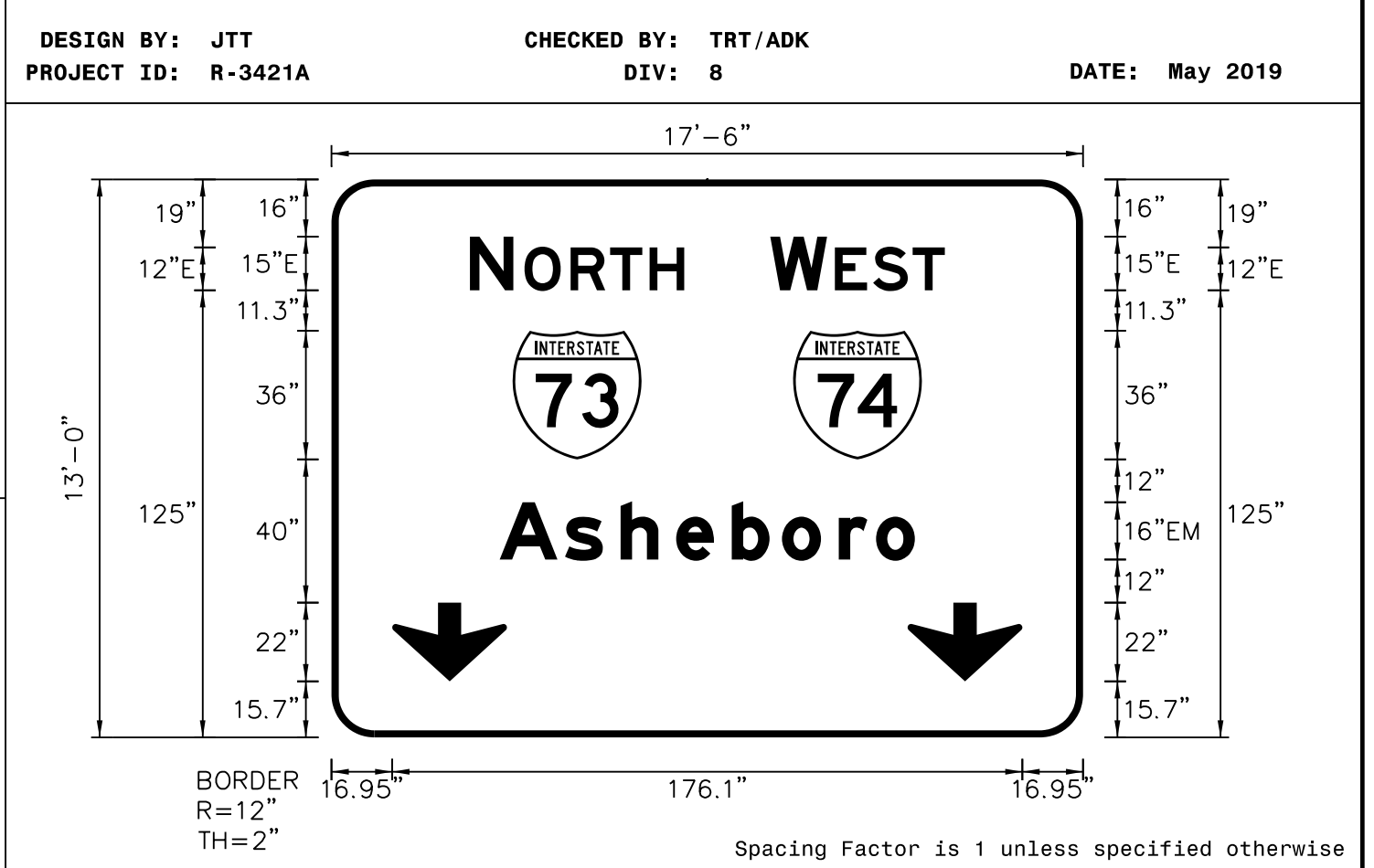
BACKG COLOR: Green
COPY COLOR: White

SYMBOL	X	Y	WID	HT
M1_1	50.6	77.7	36	36
M1_1	129	77.7	36	36
Type C Arrow	17	15.7	36	22
Type C Arrow	161	15.7	32	22

MAT'L: 0.125" ALUMINUM

BORDER TYPE: FLUSH
RECESS: 0"
WIDTH: 2"
RADIUS: 12"

NO. Z BARS: 4
LENGTH: 202.0



LETTER POSITIONS

Letter spacings are to start of next letter

	N	O	R	T	H		Series/Size				
							Text Length				
	38.6	12.2	3.1	12.8	11	11	9.7	111.4	E 2000		
									59.9		
	122.6	15.9	2.2	10.7	11	9	38.6		E 2000		
									48.8		
	47	18.2	15.5	15.5	15.5	14.1	15.8	10.4	10.9	47	EM 2000
											116

SIGN NUMBER: 4B
TYPE: A (OVHD)
QUANTITY: 1

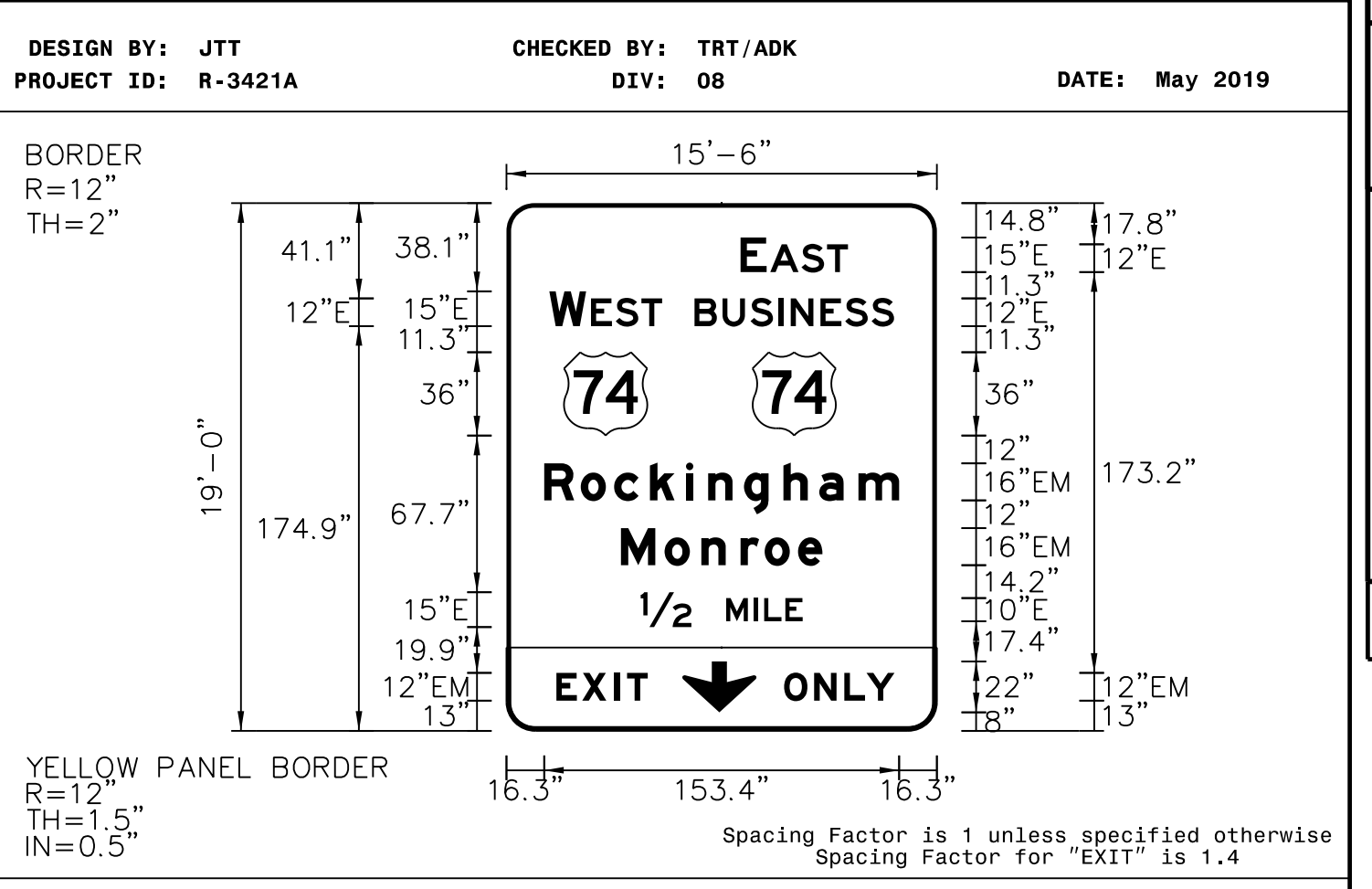
BACKG COLOR: Green/Yellow
COPY COLOR: White/Black

SYMBOL	X	Y	WID	HT
M1_4	24.9	127.6	36	36
M1_4	106.4	127.6	36	36
Type C Arrow	76	8	32	22

MAT'L: 0.125" ALUMINUM

BORDER TYPE: VAR.
RECESS: VAR.
WIDTH: VAR.
RADIUS: VAR.

NO. Z BARS: 6
LENGTH: 178.0



LETTER POSITIONS

Letter spacings are to start of next letter

	E	A	S	T		Series/Size								
							Text Length							
	101.2	11.3	1.5	13.6	11	9	38.4		E 2000					
									46.4					
	18.5	15.9	2.2	10.7	11	9	118.7		E 2000					
									48.8					
	81.2	12.1	12.1	12.1	5.3	12.8	10.7	11.4	9.7	18.5	E 2000			
											86.3			
	16.3	15.8	14.4	15.5	15.5	9.6	15.5	17	15.5	17	17.6	16.3	EM 2000	
														153.4
	49.5	18.9	15.8	17	10.4	14.4	10.6	49.5					EM 2000	
														87
	58	22	15	12	4.4	9.2	7.5	58					E 2000	
														70.1
	21.5	11.2	14	5.4	8.9	125							EM 2000	
														39.5
	120	13	13.1	9.6	12.1	18.3							EM 2000	
														47.8

SIGN NUMBER: 6A,9A
TYPE: A (OVHD)
QUANTITY: 2

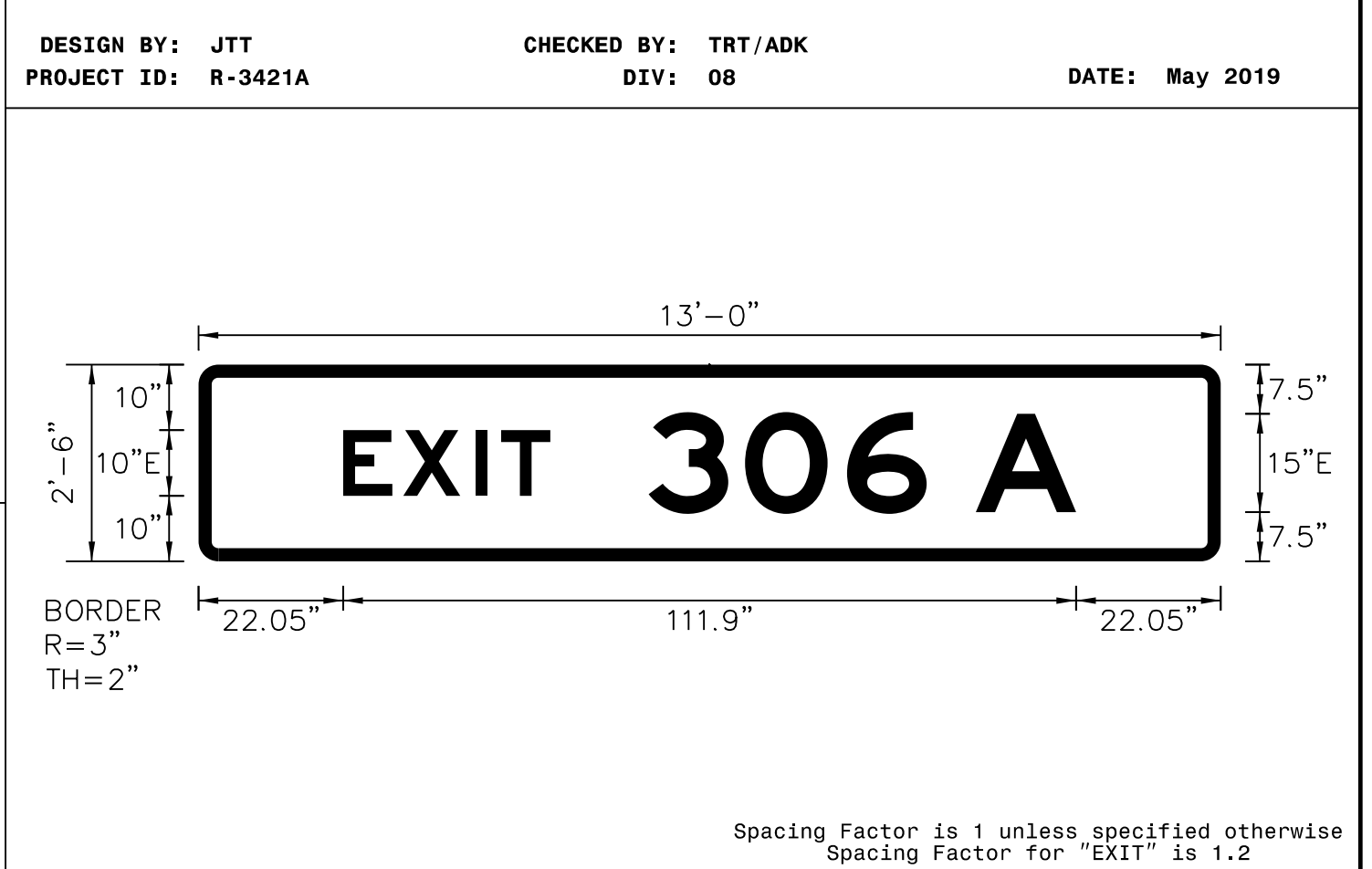
BACKG COLOR: Green
COPY COLOR: White

SYMBOL	X	Y	WID	HT

MAT'L: 0.125" ALUMINUM

BORDER TYPE: FLUSH
RECESS: 0"
WIDTH: 2"
RADIUS: 3"

NO. Z BARS: 2
LENGTH: 148.0



LETTER POSITIONS

Letter spacings are to start of next letter

	E	X	I	T		Series/Size		
							Text Length	
	22.1	9.2	11.1	3.8	7.5	102.3	E 2000	
							31.6	
	68.7	14.7	15.6	12.2	7.5	15.3	22.1	E 2000
								65.3

SIGN NUMBER: 6B
TYPE: A (OVHD)
QUANTITY: 1

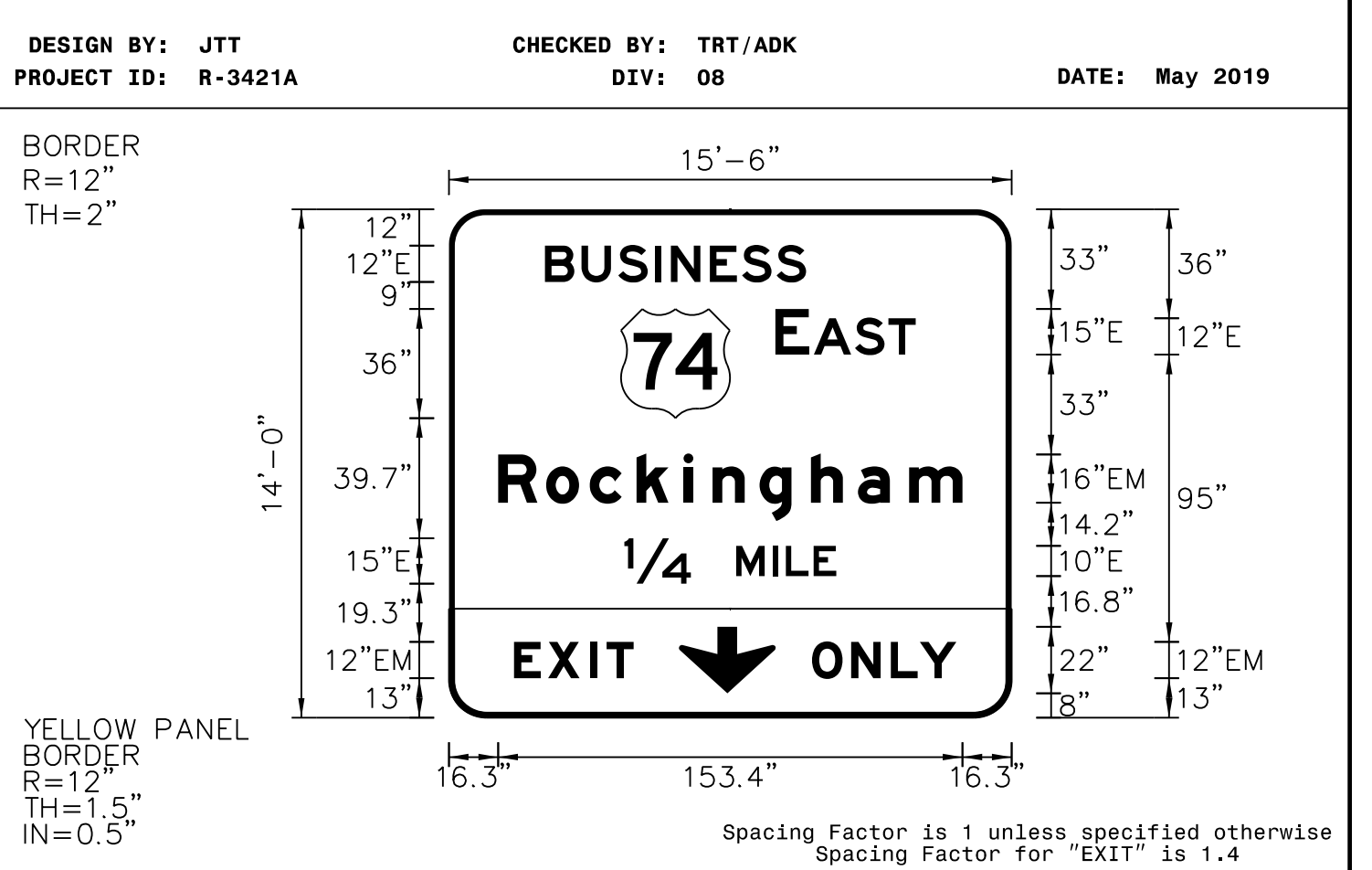
BACKG COLOR: Green/Yellow
COPY COLOR: White/Black

SYMBOL	X	Y	WID	HT
M1_4	56.9	99	36	36
Type C Arrow	76	8	32	22

MAT'L: 0.125" ALUMINUM

BORDER TYPE: VAR.
RECESS: VAR.
WIDTH: VAR.
RADIUS: VAR.

NO. Z BARS: 4
LENGTH: 178.0




LETTER POSITIONS

Letter spacings are to start of next letter

	B	U	S	I	N	E	S	S		Series/Size				
											Text Length			
	31.7	12.1	12.1	12.1	5.3	12.8	10.7	11.4	9.7	68	E 2000			
											86.3			
	107.9	11.3	1.5	13.6	11	9	31.7				E 2000			
											46.4			
	16.3	15.8	14.4	15.5	15.5	9.6	15.5	17	15.5	17	17.6	16.3	EM 2000	
														153.4
	58	22	15	12	4.4	9.2	7.5	58					E 2000	
														70.1
	21.5	11.2	14	5.4	8.9	125							EM 2000	
														39.5
	120	13	13.1	9.6	12.1	18.3							EM 2000	
														47.8

APPROVED: *Andrew D. Klimbick*
E3078F8459E44B
 DATE: 7/5/2019



**DOCUMENT NOT CONSIDERED FINAL
UNLESS ALL SIGNATURES COMPLETED**

SIGN NUMBER: 7A BACKG COLOR: Green
 TYPE: A (OVHD) COPY COLOR: White
 QUANTITY: 1

SYMBOL	X	Y	WID	HT
M1_4	61.1	80	36	36
Type A Arrow	16.9	5	22.6	35.6
Type A Arrow	177	5	22.6	35.6

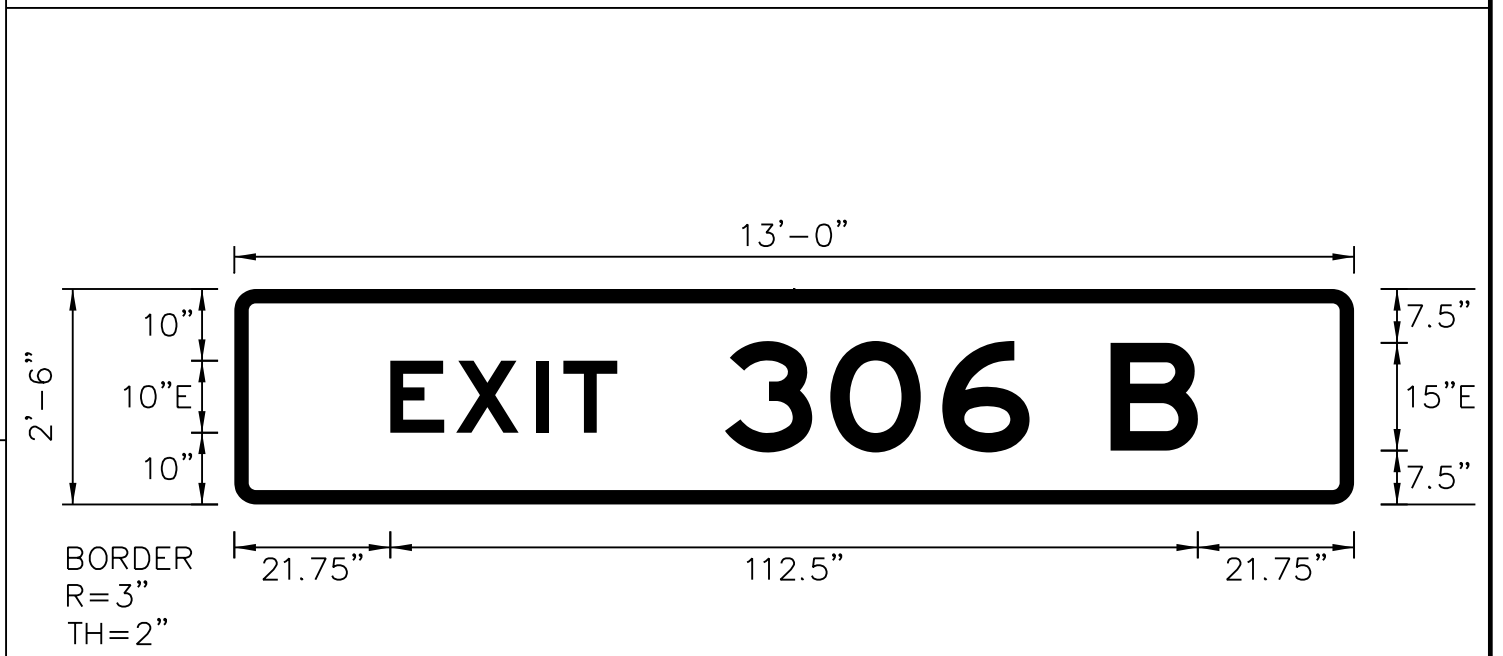
SIGN WIDTH: 13'-0"
 HEIGHT: 2'-6"
 TOTAL AREA: 32.5 Sq.Ft.

BORDER TYPE: FLUSH
 RECESS: 0"
 WIDTH: 2"
 RADII: 3"

MAT'L: 0.125" ALUMINUM

NO. Z BARS: 2
 LENGTH: 148.0

DESIGN BY: JTT CHECKED BY: TRT/ADK
 PROJECT ID: R-3421A DIV: 08 DATE: May 2019



NOTES:
 1. Legend and border shall be direct applied Grade A reflective sheeting.
 2. Background shall be Grade C reflective sheeting.
 3. Use Attachment Method 1-R.

Spacing Factor is 1 unless specified otherwise
 Spacing Factor for "EXIT" is 1.2

LETTER POSITIONS

Letter spacings are to start of next letter

	E	X	I	T		Series/Size Text Length
	21.7	9.2	11.1	3.8	7.5	102.6
		3	0	6		B
	68.4	14.7	15.6	12.2	11.3	12.2
						21.7
						E 2000
						31.6
						E 2000
						65.9

SIGN NUMBER: 7B BACKG COLOR: Green/Yellow
 TYPE: A (OVHD) COPY COLOR: White/Black
 QUANTITY: 1

SYMBOL	X	Y	WID	HT
M1_4	61.1	80	36	36
Type A Arrow	16.9	5	22.6	35.6
Type A Arrow	177	5	22.6	35.6

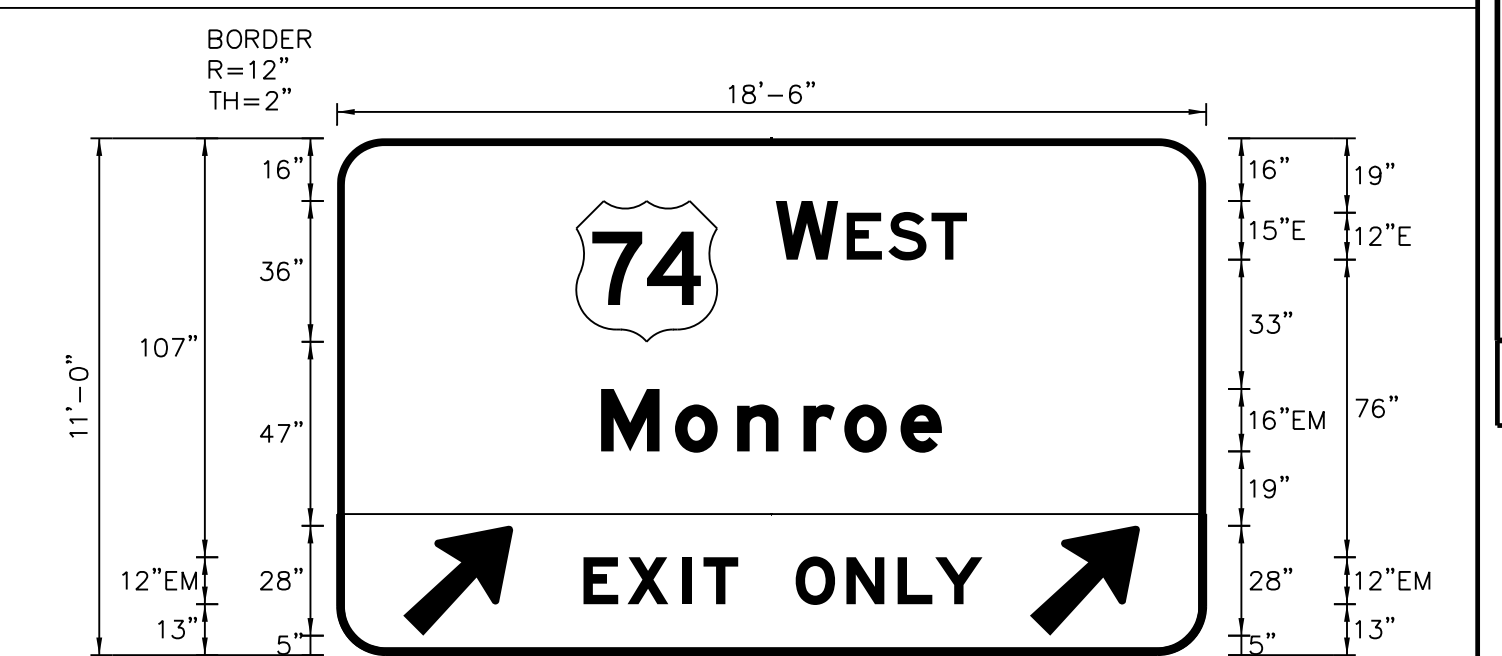
SIGN WIDTH: 18'-6"
 HEIGHT: 11'-0"
 TOTAL AREA: 203.5 Sq.Ft.

BORDER TYPE: VAR.
 RECESS: VAR.
 WIDTH: VAR.
 RADII: VAR.

MAT'L: 0.125" ALUMINUM

NO. Z BARS: 3
 LENGTH: 214.0

DESIGN BY: JTT CHECKED BY: TRT/ADK
 PROJECT ID: R-3421A DIV: 08 DATE: May 2019



NOTES:
 1. Legend and border shall be direct applied Grade A reflective sheeting.
 2. Shield shall be Grade A reflective sheeting on 0.032" aluminum and demountable.
 3. Background shall be Grade C reflective sheeting.
 4. Bottom panel shall be yellow Grade C sheeting. Legend shall be direct applied black non-reflective sheeting. Arrow(s) shall be black non-reflective sheeting on 0.032" aluminum and demountable. Yellow panel is 22" X 36". (Border Type = Recessed, Recess = 0.5", Width = 1.5", Radii = 12")

Spacing Factor is 1 unless specified otherwise
 Spacing Factor for "EXIT" is 1.4

LETTER POSITIONS

Letter spacings are to start of next letter

	W	E	S	T		Series/Size Text Length
	112.1	15.9	2.2	10.7	11	9
		M	o	n	r	o
	67.5	18.9	15.8	17	10.4	14.4
		E	X	I	T	
	6.3	11.2	14	5.4	8.9	119.5
		O	N	L	Y	
	117.1	13	13.1	9.6	12.1	57.1
						E 2000
						48.8
						EM 2000
						87
						EM 2000
						39.5
						EM 2000
						47.8

SIGN NUMBER: 9B BACKG COLOR: Green/Yellow
 TYPE: A (OVHD) COPY COLOR: White/Black
 QUANTITY: 1

SYMBOL	X	Y	WID	HT
M1_4	56.9	75	36	36
Type A Arrow	77	5	22.6	35.6

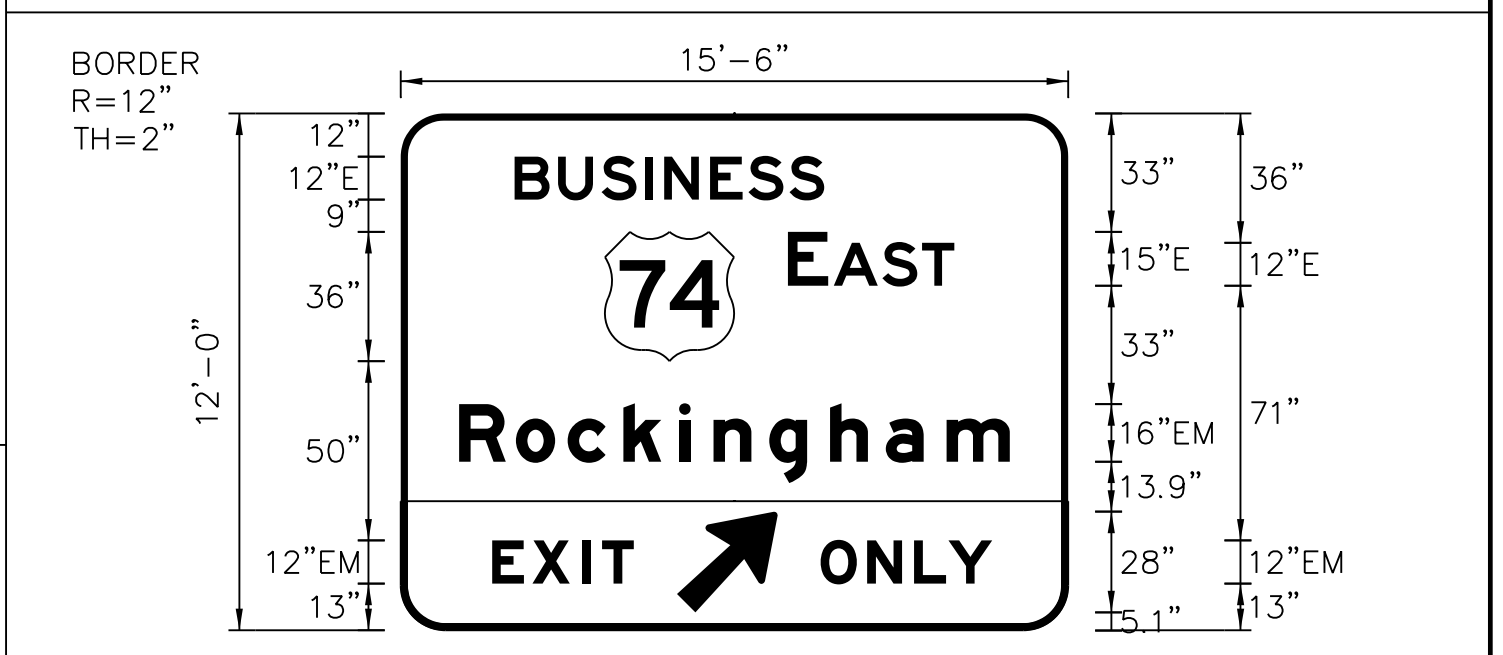
SIGN WIDTH: 15'-6"
 HEIGHT: 12'-0"
 TOTAL AREA: 186.0 Sq.Ft.

BORDER TYPE: VAR.
 RECESS: VAR.
 WIDTH: VAR.
 RADII: VAR.

MAT'L: 0.125" ALUMINUM

NO. Z BARS: 3
 LENGTH: 178.0

DESIGN BY: JTT CHECKED BY: TRT/ADK
 PROJECT ID: R-3421A DIV: 08 DATE: May 2019



NOTES:
 1. Legend and border shall be direct applied Grade A reflective sheeting.
 2. Shield shall be Grade A reflective sheeting on 0.032" aluminum and demountable.
 3. Background shall be Grade C reflective sheeting.
 4. Bottom panel shall be yellow Grade C sheeting. Legend shall be direct applied black non-reflective sheeting. Arrow(s) shall be black non-reflective sheeting on 0.032" aluminum and demountable. Yellow panel is 18" X 36". (Border Type = Recessed, Recess = 0.5", Width = 1.5", Radii = 12")

Spacing Factor is 1 unless specified otherwise
 Spacing Factor for "EXIT" is 1.4

LETTER POSITIONS

Letter spacings are to start of next letter

	B	U	S	I	N	E	S	S		Series/Size Text Length
	31.7	12.1	12.1	12.1	5.3	12.8	10.7	11.4	9.7	68
		E	A	S	T					E 2000
	107.9	11.3	1.5	13.6	11	9	31.7			46.4
		R	o	c	k	i	n	g	h	a
	16.3	15.8	14.4	15.5	15.5	9.6	15.5	17	15.5	17
		E	X	I	T					EM 2000
	25.5	11.2	14	5.4	8.9	121				39.5
		O	N	L	Y					EM 2000
	117	13	13.1	9.6	12.1	21.2				47.8

SIGN NUMBER: 10 BACKG COLOR: Green
 TYPE: A (OVHD) COPY COLOR: White
 QUANTITY: 1

SYMBOL	X	Y	WID	HT
M1_4	68.9	74	36	36
Type C Arrow	17	12	32.1	22
Type C Arrow	161	12	32.1	22

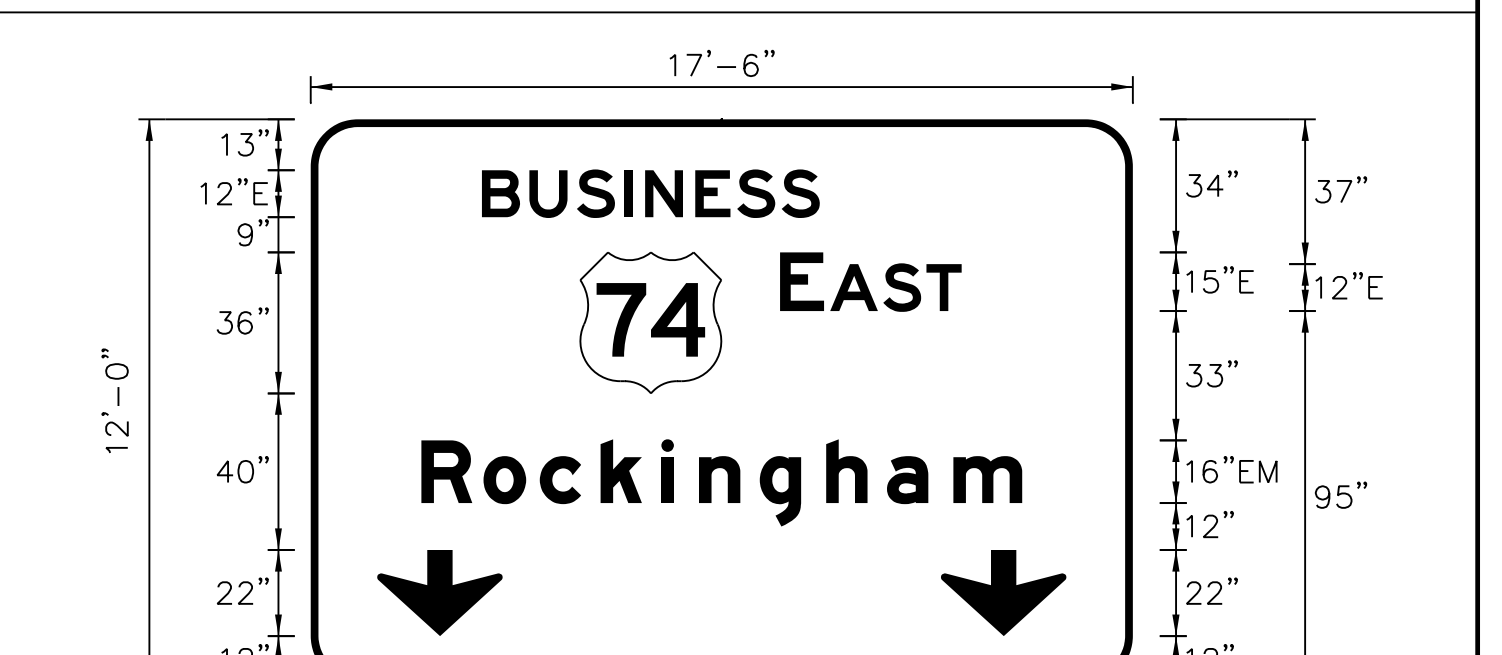
SIGN WIDTH: 17'-6"
 HEIGHT: 12'-0"
 TOTAL AREA: 210.0 Sq.Ft.

BORDER TYPE: FLUSH
 RECESS: 0"
 WIDTH: 2"
 RADII: 12"

MAT'L: 0.125" ALUMINUM

NO. Z BARS: 3
 LENGTH: 202.0

DESIGN BY: JTT CHECKED BY: TRT/ADK
 PROJECT ID: R-3421A DIV: 08 DATE: May 2019



NOTES:
 1. Legend and border shall be direct applied Grade A reflective sheeting.
 2. Arrows and shield shall be Grade A reflective sheeting on 0.032" aluminum and demountable.
 3. Background shall be Grade C reflective sheeting.


Spacing Factor is 1 unless specified otherwise

LETTER POSITIONS

Letter spacings are to start of next letter

	B	U	S	I	N	E	S	S		Series/Size Text Length
	43.7	12.1	12.1	12.1	5.3	12.8	10.7	11.4	9.7	80
		E	A	S	T					E 2000
	119.9	11.3	1.5	13.6	11	9	43.7			46.4
		R	o	c	k	i	n	g	h	a
	28.3	15.8	14.4	15.5	15.5	9.6	15.5	17	15.5	17
		E	X	I	T					EM 2000
										153.4

APPROVED: *Andrew D. Klimsiek*
E3078F8459E44B
 DATE: 7/5/2019



**DOCUMENT NOT CONSIDERED FINAL
UNLESS ALL SIGNATURES COMPLETED**

SIGN NUMBER: 11A BACKG COLOR: Green
 TYPE: B (OVHD) COPY COLOR: White
 QUANTITY: 1

SYMBOL	X	Y	WID	HT

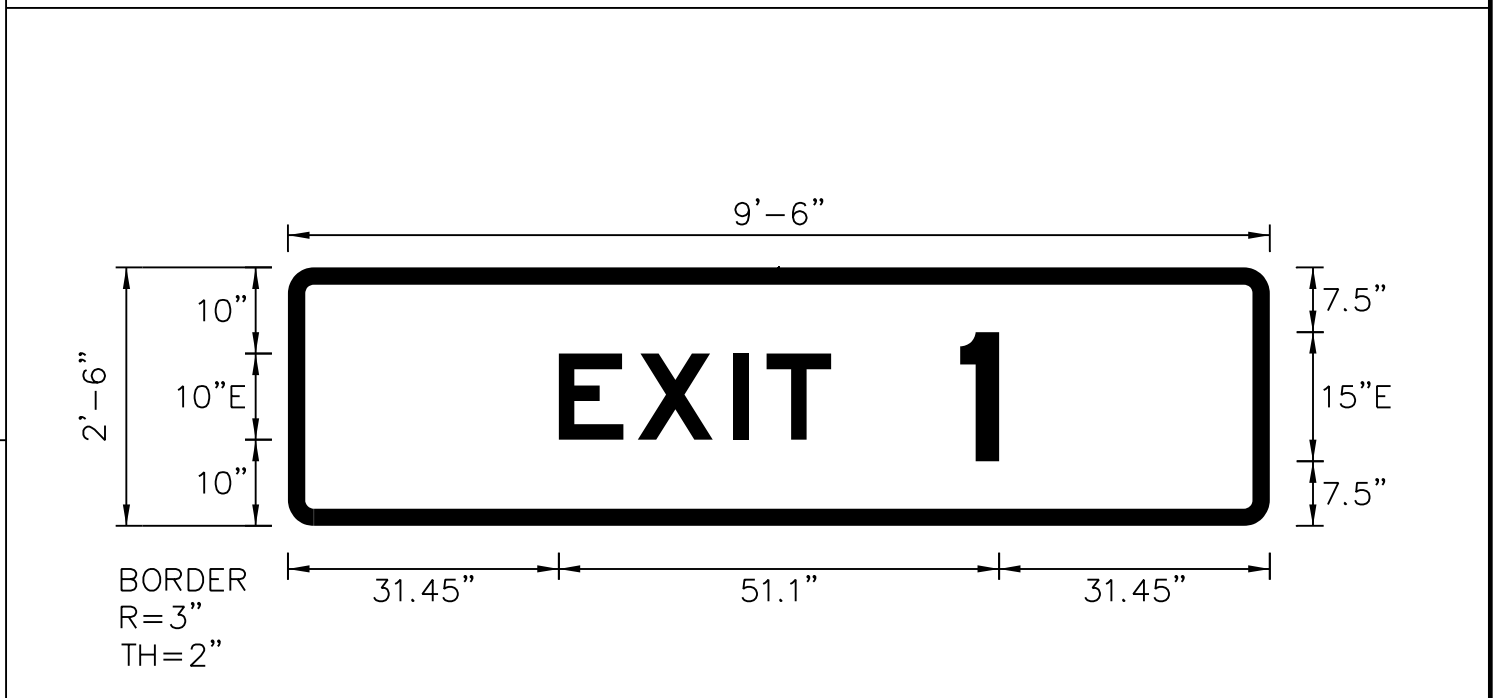
SIGN WIDTH: 9'-6"
 HEIGHT: 2'-6"
 TOTAL AREA: 23.8 Sq.Ft.

BORDER TYPE: FLUSH
 RECESS: 0"
 WIDTH: 2"
 RADII: 3"

MAT'L: 0.125" ALUMINUM

NO. Z BARS: 2
 LENGTH: 106.0

DESIGN BY: TRT CHECKED BY: TRT/ADK
 PROJECT ID: R-3421A DIV: 08 DATE: June 2015



Spacing Factor is 1 unless specified otherwise
 Spacing Factor for "EXIT" is 1.2

NOTES:
 1. Legend and border shall be direct applied Grade A reflective sheeting.
 2. Background shall be Grade C reflective sheeting.
 3. Use Attachment Method 1-R.

LETTER POSITIONS

Letter spacings are to start of next letter										Series/Size
										Text Length
E	X	I	T							E 2000
31.4	9.2	11.1	3.8	7.5	50.9					31.6
	1									E 2000
78.1	4.5	31.4								4.5

SIGN NUMBER: 118,22B BACKG COLOR: Green
 TYPE: A (OVHD) COPY COLOR: White
 QUANTITY: 2

SYMBOL	X	Y	WID	HT
M1_1	105.7	77.6	36	36
M1_1	184.1	77.6	36	36
Type A Arrow	242.4	76.9	22.4	35.3


SIGN WIDTH: 17'-6"
 HEIGHT: 10'-0"
 TOTAL AREA: 1692.6 Sq.Ft.

BORDER TYPE: FLUSH
 RECESS: 0"
 WIDTH: 2"
 RADII: 12"

MAT'L: 0.125" ALUMINUM

NO. Z BARS: 3
 LENGTH: 202.0

DESIGN BY: JTT CHECKED BY: TRT/ADK
 PROJECT ID: R-3421A DIV: 08 DATE: May 2019



Spacing Factor is 1 unless specified otherwise

NOTES:
 1. Legend and border shall be direct applied Grade A reflective sheeting.
 2. Arrow and shields shall be Grade A reflective sheeting on 0.032" aluminum and demountable.
 3. Background shall be Grade C reflective sheeting.

LETTER POSITIONS

Letter spacings are to start of next letter										Series/Size
										Text Length
N	O	R	T	H						E 2000
93.7	12.2	3.1	12.8	11	11	9.7	166.9			59.9
	W	E	S	T						E 2000
177.7	15.9	2.2	10.7	11	9	94.2				48.8
	A	s	h	e	b	o	r	o		EM 2000
102.1	18.2	15.5	15.5	15.5	14.1	15.8	10.4	10.9	102.5	116

SIGN NUMBER: 12A,20A,23A BACKG COLOR: Green
 TYPE: A (OVHD) COPY COLOR: White
 QUANTITY: 3

SYMBOL	X	Y	WID	HT
LEFT	17.9	28.5	60	18

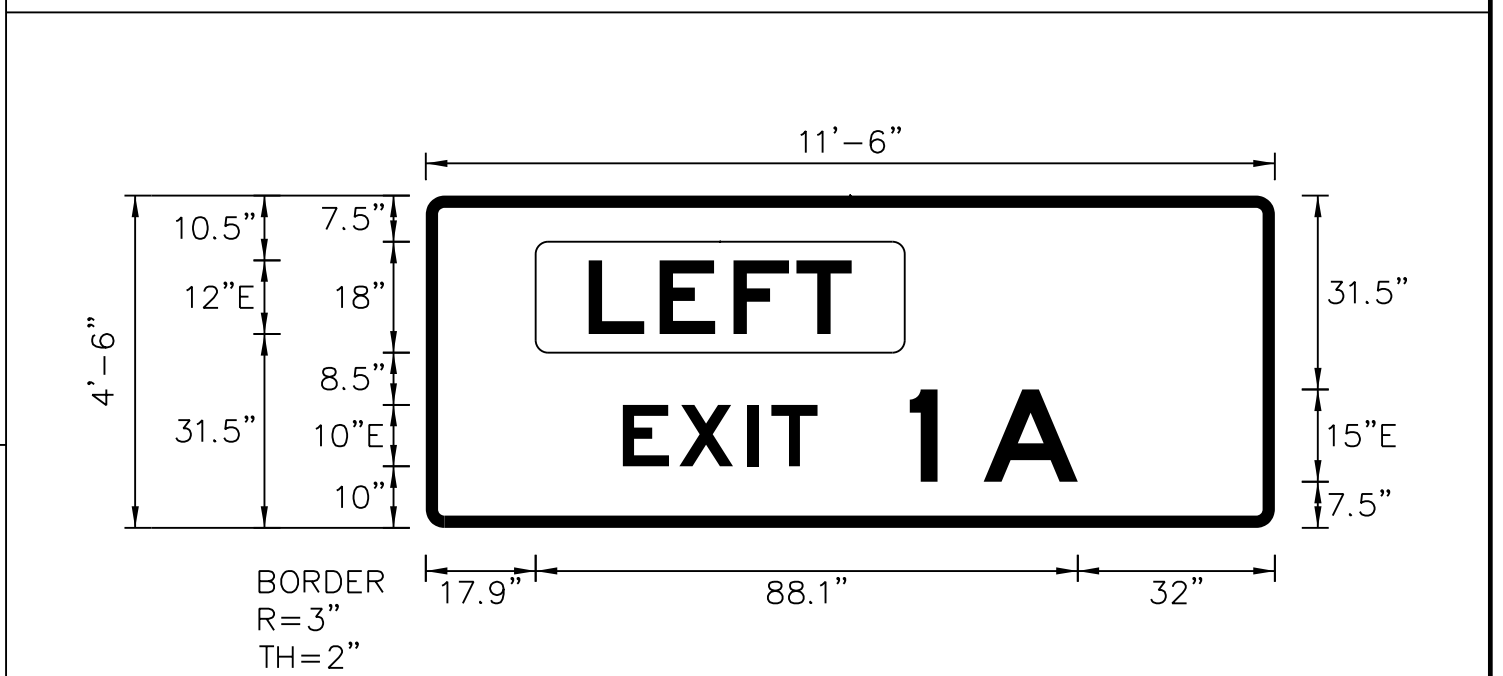
SIGN WIDTH: 11'-6"
 HEIGHT: 4'-6"
 TOTAL AREA: 51.8 Sq.Ft.

BORDER TYPE: FLUSH
 RECESS: 2"
 WIDTH: 2"
 RADII: 3"

MAT'L: 0.125" ALUMINUM

NO. Z BARS: 2
 LENGTH: 130.0

DESIGN BY: MCB CHECKED BY: TRT/ADK
 PROJECT ID: R-3421A DIV: 08 DATE: May 2019



Spacing Factor is 1 unless specified otherwise
 Spacing Factor for "EXIT" is 1.2
 Spacing Factor for "LEFT" is 1.25

NOTES:
 1. Legend and border shall be direct applied Grade A reflective sheeting.
 2. Background shall be Grade A reflective sheeting.
 3. "LEFT" panel shall be yellow Grade A sheeting on 0.032" aluminum and demountable. Legend shall be direct applied black non-reflective sheeting.

LETTER POSITIONS

Letter spacings are to start of next letter										Series/Size
										Text Length
L	E	F	T							E 2000
26.5	11.6	12	10.2	9	68.8					42.8
	E	X	I	T						E 2000
32	9.2	11.1	3.8	7.5	74.3					31.6
	1		A							E 2000
78.7	4.5	7.5	15.3	32						27.3

SIGN NUMBER: 12B BACKG COLOR: Green/Yellow
 TYPE: A (OVHD) COPY COLOR: White/Black
 QUANTITY: 1

SYMBOL	X	Y	WID	HT
M1_1	54.8	77.7	36	36
M1_4	125.2	77.7	36	36
Type A Arrow	92	5	22.6	35.6

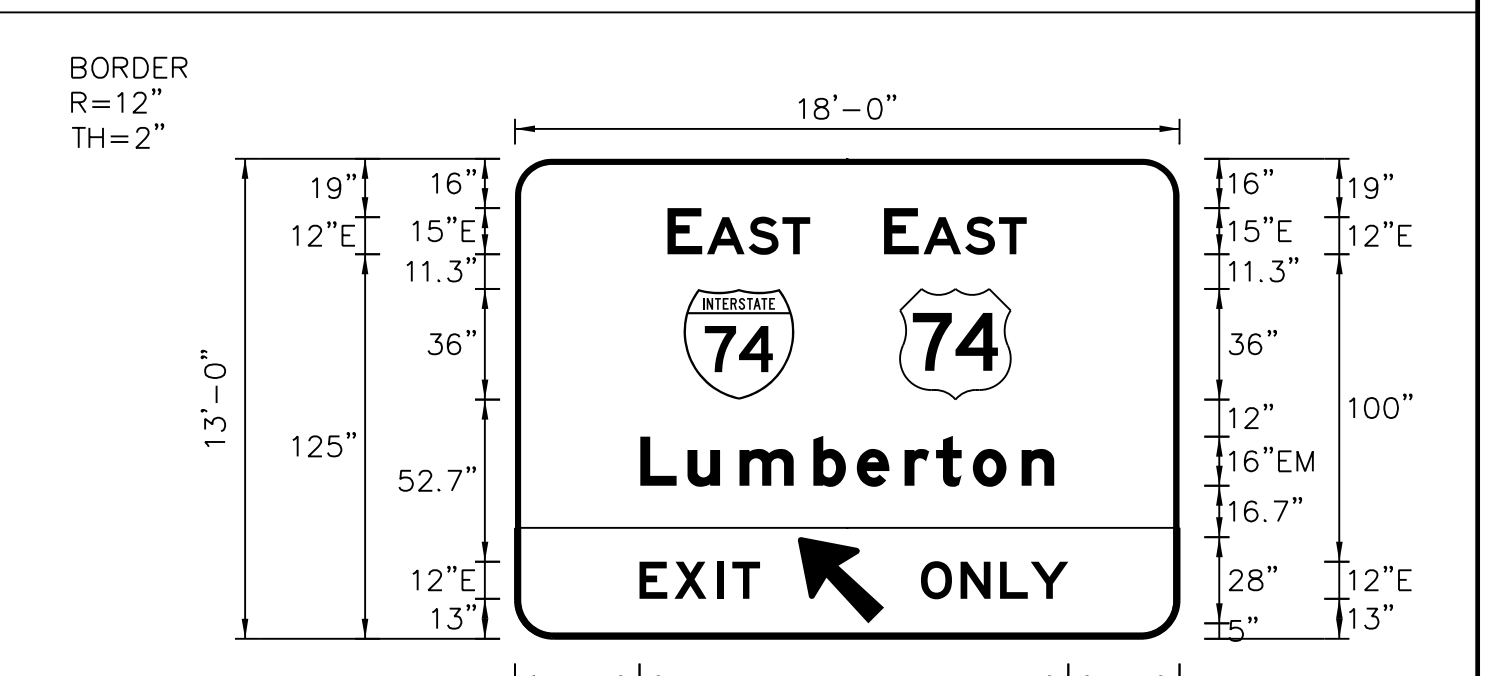
SIGN WIDTH: 18'-0"
 HEIGHT: 13'-0"
 TOTAL AREA: 234.0 Sq.Ft.

BORDER TYPE: VAR.
 RECESS: VAR.
 WIDTH: VAR.
 RADII: VAR.

MAT'L: 0.125" ALUMINUM

NO. Z BARS: 4
 LENGTH: 208.0

DESIGN BY: JTT CHECKED BY: TRT/ADK
 PROJECT ID: R-3421A DIV: 08 DATE: May 2019




Spacing Factor is 1 unless specified otherwise
 Spacing Factor for "EXIT" is 1.4

NOTES:
 1. Legend and border shall be direct applied Grade A reflective sheeting.
 2. Shields shall be Grade A reflective sheeting on 0.032" aluminum and demountable.
 3. Background shall be Grade C reflective sheeting.
 4. Bottom panel shall be yellow Grade C sheeting. Legend shall be direct applied black non-reflective sheeting. Arrow shall be black non-reflective sheeting on 0.032" aluminum and demountable. Yellow panel is 216" X 36". (Border Type = Recessed, Recess = 0.5", Width = 1.5", Radii = 12")

LETTER POSITIONS

Letter spacings are to start of next letter										Series/Size
										Text Length
E	A	S	T							E 2000
49.6	11.3	1.5	13.6	11	9	120				46.4
	E	A	S	T						E 2000
120	11.3	1.5	13.6	11	9	49.6				46.4
	L	u	m	b	e	r	t	o	n	EM 2000
40.7	15.4	17	24	14.1	15.5	10.2	12	15.8	10.6	40.7
	E	X	I	T						E 2000
40.5	11.4	13.8	5	9	136.3					39.2
	O	N	L	Y						E 2000
132	12.8	12.8	10	12.2	36.1					47.9

APPROVED: *Andrew D. Klimsiek*
E3078F8459E44B
 DATE: 7/5/2019

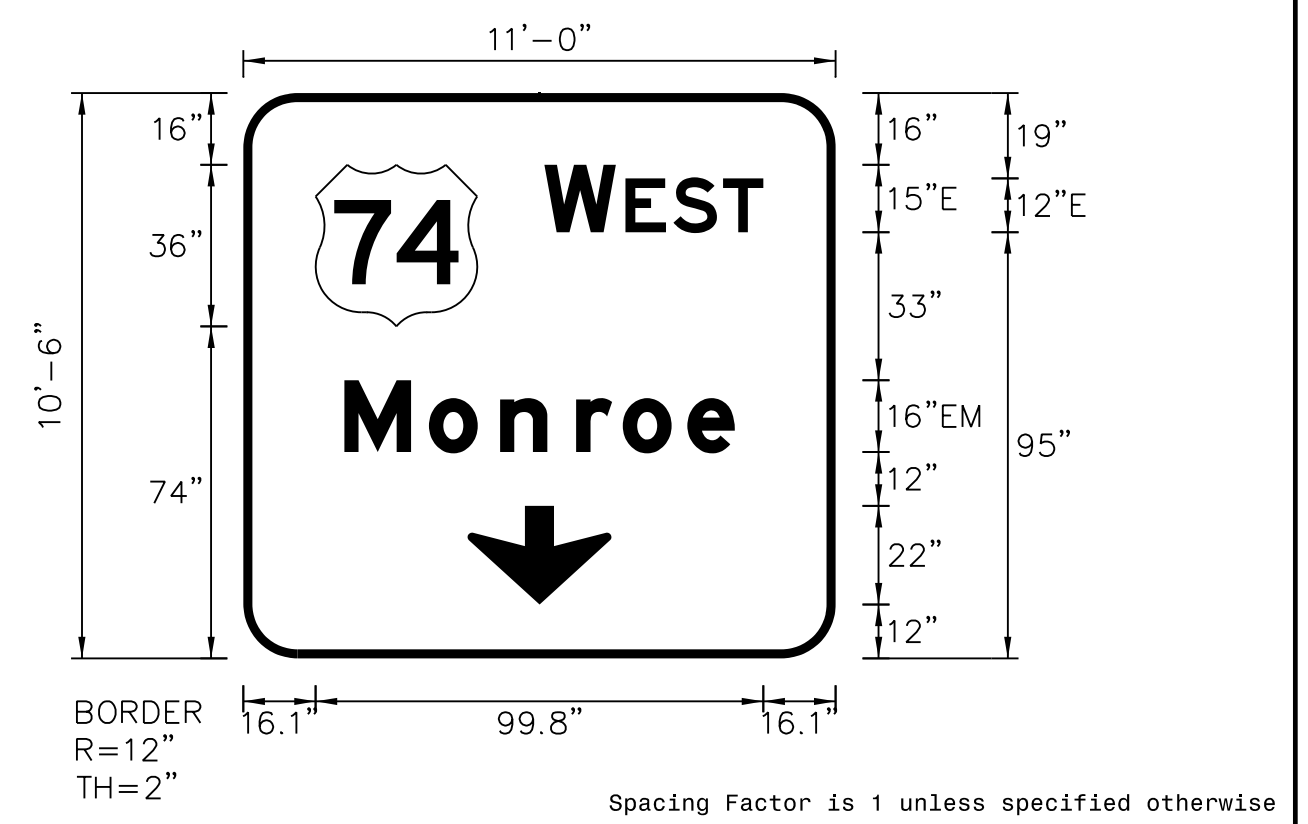


**DOCUMENT NOT CONSIDERED FINAL
UNLESS ALL SIGNATURES COMPLETED**

SIGN NUMBER: 13,21
 TYPE: A (OVHD)
 QUANTITY: 2
 SIGN WIDTH: 11'-0"
 HEIGHT: 10'-6"
 TOTAL AREA: 115.5 Sq.Ft.
 BORDER TYPE: FLUSH
 RECESS: 0"
 WIDTH: 2"
 RADII: 12"
 NO. Z BARS: 3
 LENGTH: 124.0

SYMBOL	X	Y	WID	HT
M1_4	16.1	74	36	36
Type C Arrow	50	12	32.1	22

DESIGN BY: JTT
 PROJECT ID: R-3421A
 CHECKED BY: TRT/ADK
 DIV: 08
 DATE: May 2019



- NOTES:
- Legend and border shall be direct applied Grade A reflective sheeting.
 - Arrow and shield shall be Grade A reflective sheeting on 0.032" aluminum and demountable.
 - Background shall be Grade C reflective sheeting.

LETTER POSITIONS

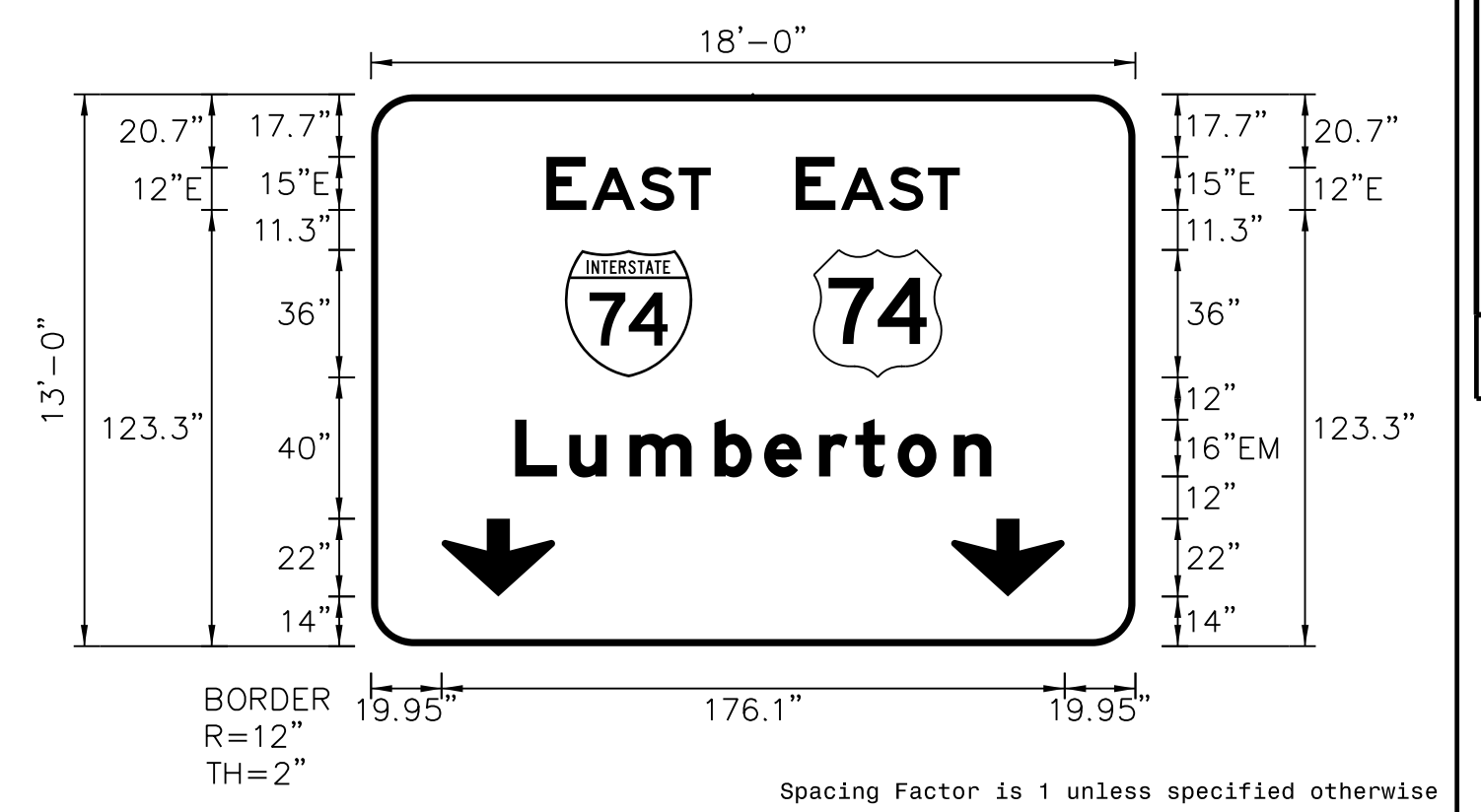
Letter spacings are to start of next letter

Series/Size	Text Length
E 2000	48.8
EM 2000	87

SIGN NUMBER: 14,18
 TYPE: A (OVHD)
 QUANTITY: 2
 SIGN WIDTH: 18'-0"
 HEIGHT: 13'-0"
 TOTAL AREA: 234.0 Sq.Ft.
 BORDER TYPE: FLUSH
 RECESS: 0"
 WIDTH: 2"
 RADII: 12"
 NO. Z BARS: 4
 LENGTH: 208.0

SYMBOL	X	Y	WID	HT
M1_1	54.8	76	36	36
M1_4	125.2	76	36	36
Type C Arrow	20	14	32.1	22
Type C Arrow	164	14	32.1	22

DESIGN BY: JTT
 PROJECT ID: R-3421A
 CHECKED BY: TRT/ADK
 DIV: 08
 DATE: May 2019



- NOTES:
- Legend and border shall be direct applied Grade A reflective sheeting.
 - Arrows and shields shall be Grade A reflective sheeting on 0.032" aluminum and demountable.
 - Background shall be Grade C reflective sheeting.

LETTER POSITIONS

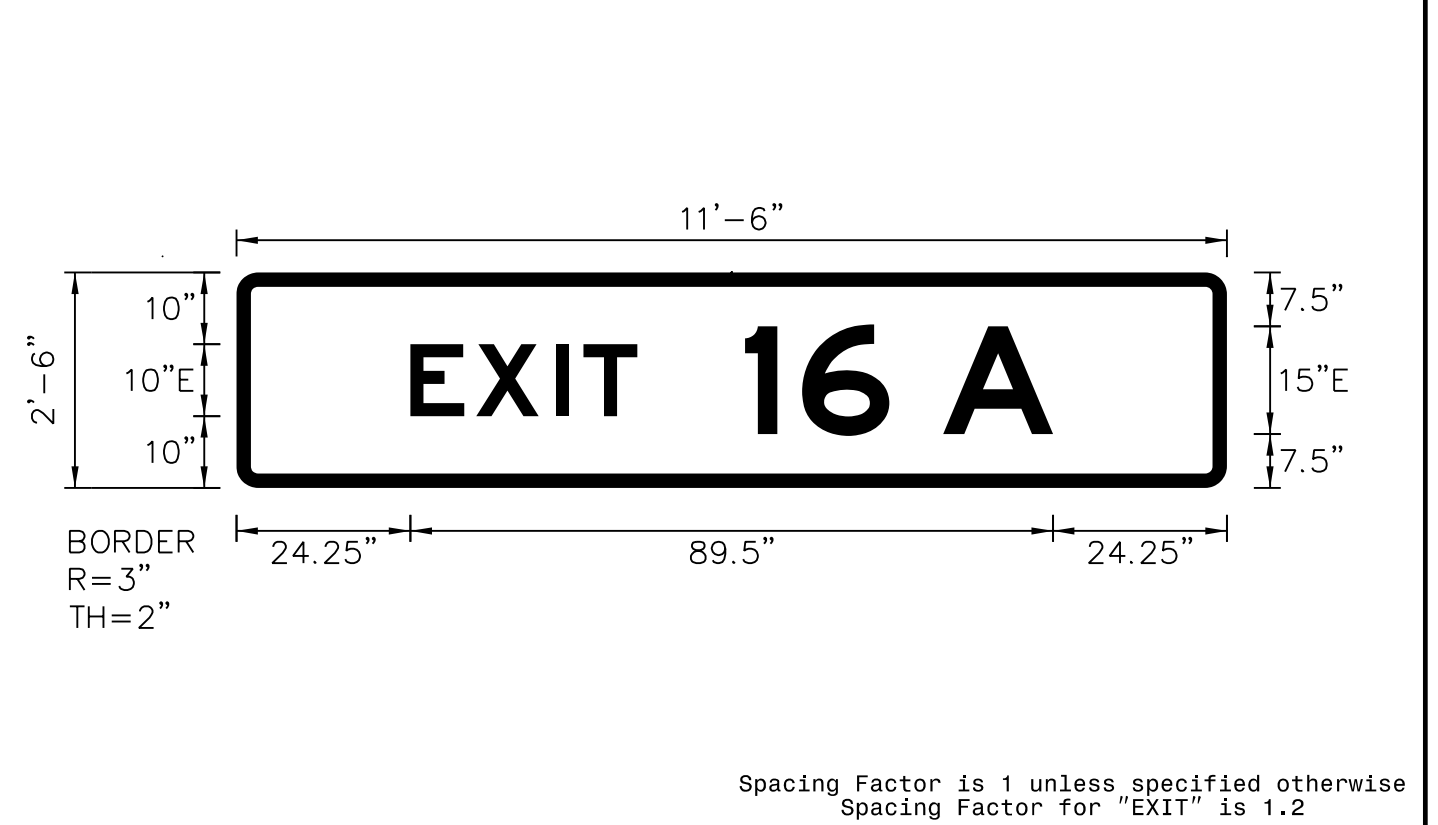
Letter spacings are to start of next letter

Series/Size	Text Length
E 2000	46.4
EM 2000	134.6

SIGN NUMBER: 15A,16A
 TYPE: B (OVHD)
 QUANTITY: 2
 SIGN WIDTH: 11'-6"
 HEIGHT: 2'-6"
 TOTAL AREA: 28.8 Sq.Ft.
 BORDER TYPE: FLUSH
 RECESS: 0"
 WIDTH: 2"
 RADII: 3"
 NO. Z BARS: 2
 LENGTH: 130.0

SYMBOL	X	Y	WID	HT
M1_4	16.1	74	36	36
Type A Arrow	50	12	32.1	22

DESIGN BY: JTT
 PROJECT ID: R-3421A
 CHECKED BY: ADK/CAJ
 DIV: 08
 DATE: May 2019



- NOTES:
- Legend and border shall be direct applied Grade A reflective sheeting.
 - Background shall be Grade C reflective sheeting.
 - Use Attachment Method 1-R.

LETTER POSITIONS

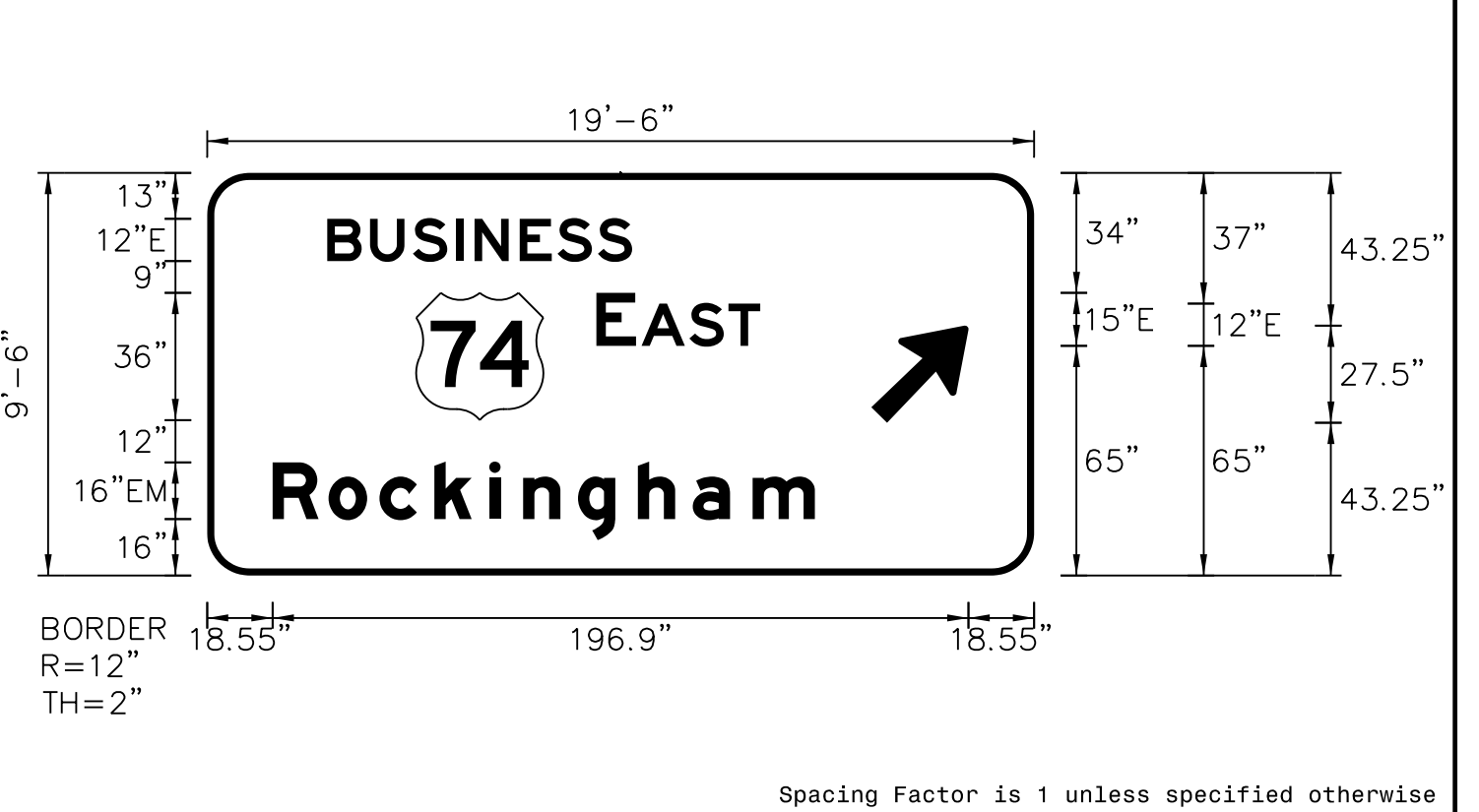
Letter spacings are to start of next letter

Series/Size	Text Length
E 2000	31.6
E 2000	42.9

SIGN NUMBER: 15B
 TYPE: A (OVHD)
 QUANTITY: 1
 SIGN WIDTH: 19'-6"
 HEIGHT: 9'-6"
 TOTAL AREA: 185.3 Sq.Ft.
 BORDER TYPE: FLUSH
 RECESS: 0"
 WIDTH: 2"
 RADII: 12"
 NO. Z BARS: 3
 LENGTH: 226.0

SYMBOL	X	Y	WID	HT
M1_4	59.1	44	36	36
Type A Arrow	188	43.3	22.4	35.3

DESIGN BY: JTT
 PROJECT ID: R-3421A
 CHECKED BY: TRT/ADK
 DIV: 08
 DATE: May 2019




- NOTES:
- Legend and border shall be direct applied Grade A reflective sheeting.
 - Arrow and shield shall be Grade A reflective sheeting on 0.032" aluminum and demountable.
 - Background shall be Grade C reflective sheeting.

LETTER POSITIONS

Letter spacings are to start of next letter

Series/Size	Text Length
E 2000	86.3
E 2000	46.4
EM 2000	153.4

APPROVED: *Andrew D. Klimstiek*
E3078F8459E44B
 DATE: 7/5/2019



**DOCUMENT NOT CONSIDERED FINAL
UNLESS ALL SIGNATURES COMPLETED**

SIGN NUMBER: 16B BACKG COLOR: Green
 TYPE: A (OVHD) COPY COLOR: White
 QUANTITY: 1

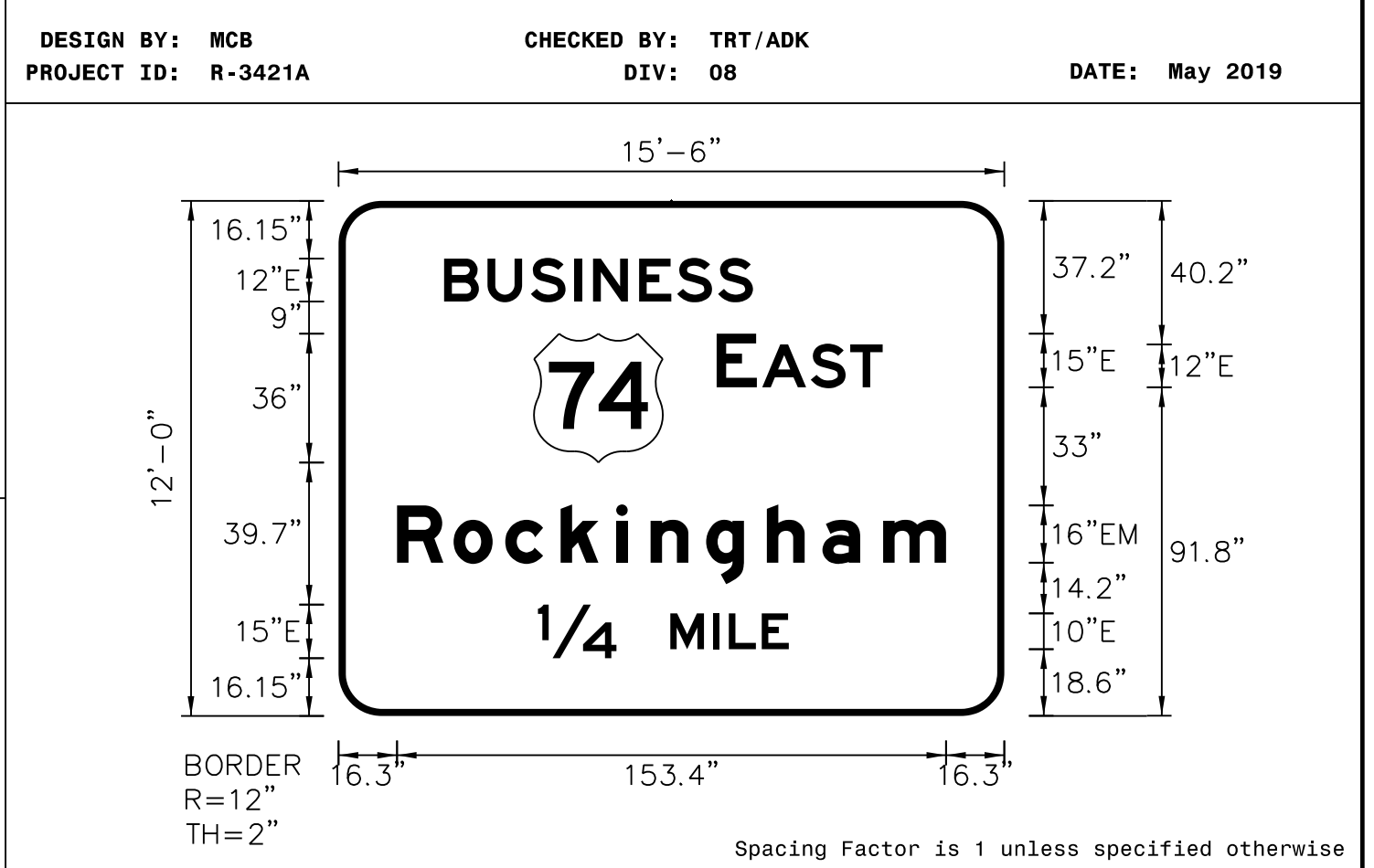
SYMBOL	X	Y	WID	HT
M1_4	54.6	70.9	36	36

SIGN WIDTH: 15'-6"
 HEIGHT: 12'-0"
 TOTAL AREA: 186.0 Sq.Ft.

BORDER TYPE: FLUSH
 RECESS: 0"
 WIDTH: 2"
 RADII: 12"

MAT'L: 0.125" ALUMINUM

NO. Z BARS: 3
 LENGTH: 178.0



NOTES:
 1. Legend and border shall be direct applied Grade A reflective sheeting.
 2. Shield shall be Grade A reflective sheeting on 0.032" aluminum and demountable.
 3. Background shall be Grade C reflective sheeting.

LETTER POSITIONS

Letter spacings are to start of next letter

	B	U	S	I	N	E	S									Series/Size Text Length
	29.5	12.1	12.1	12.1	5.3	12.8	10.7	11.4	9.7	70.3						E 2000 86.3
		E	A	S	T											E 2000 46.4
	105.6	11.3	1.5	13.6	11	9	34									E 2000 46.4
		R	o	c	k	i	n	g	h	a	m					EM 2000 153.4
	16.3	15.8	14.4	15.5	9.6	15.5	17	15.5	17	17.6	16.3					E 2000 153.4
		1/4	M	I	L	E										E 2000 70.1
	55.7	22	15	12	4.4	9.2	7.5	60.2								E 2000 70.1

SIGN NUMBER: 17A BACKG COLOR: Green
 TYPE: B (OVHD) COPY COLOR: White
 QUANTITY: 1

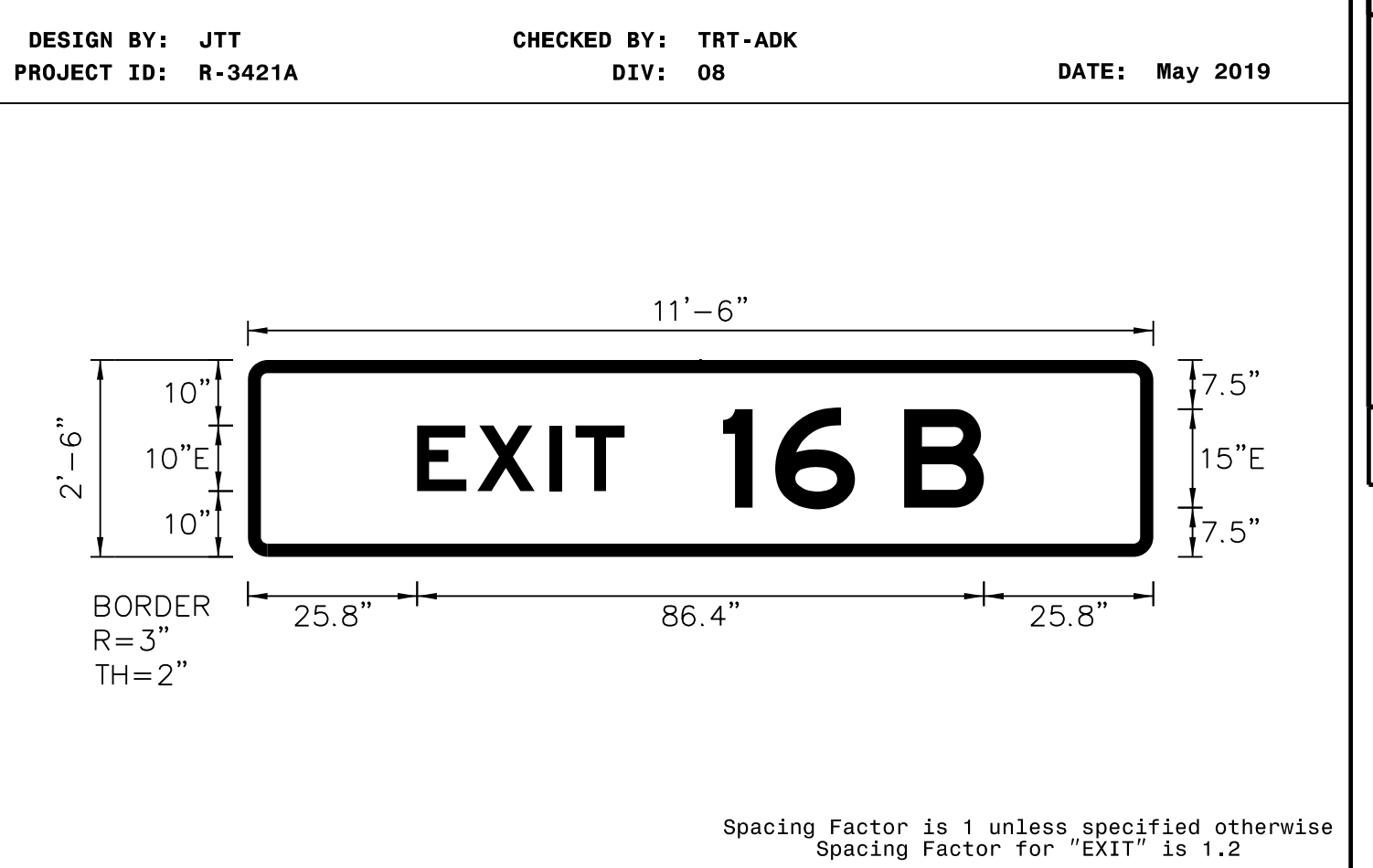
SYMBOL	X	Y	WID	HT

SIGN WIDTH: 11'-6"
 HEIGHT: 2'-6"
 TOTAL AREA: 28.8 Sq.Ft.

BORDER TYPE: FLUSH
 RECESS: 0"
 WIDTH: 2"
 RADII: 3"

MAT'L: 0.125" ALUMINUM

NO. Z BARS: 2
 LENGTH: 130.0



NOTES:
 1. Legend and border shall be direct applied Grade A reflective sheeting.
 2. Background shall be Grade C reflective sheeting.
 3. Use Attachment Method 1-R.

LETTER POSITIONS

Letter spacings are to start of next letter

	E	X	I	T												Series/Size Text Length
	25.8	9.2	11.1	3.8	7.5	80.6										E 2000 31.6
		1	6	B												E 2000 39.8
	72.4	8	12.2	7.5	12.2	25.8										E 2000 39.8

SIGN NUMBER: 17B BACKG COLOR: Green
 TYPE: A (OVHD) COPY COLOR: White
 QUANTITY: 1

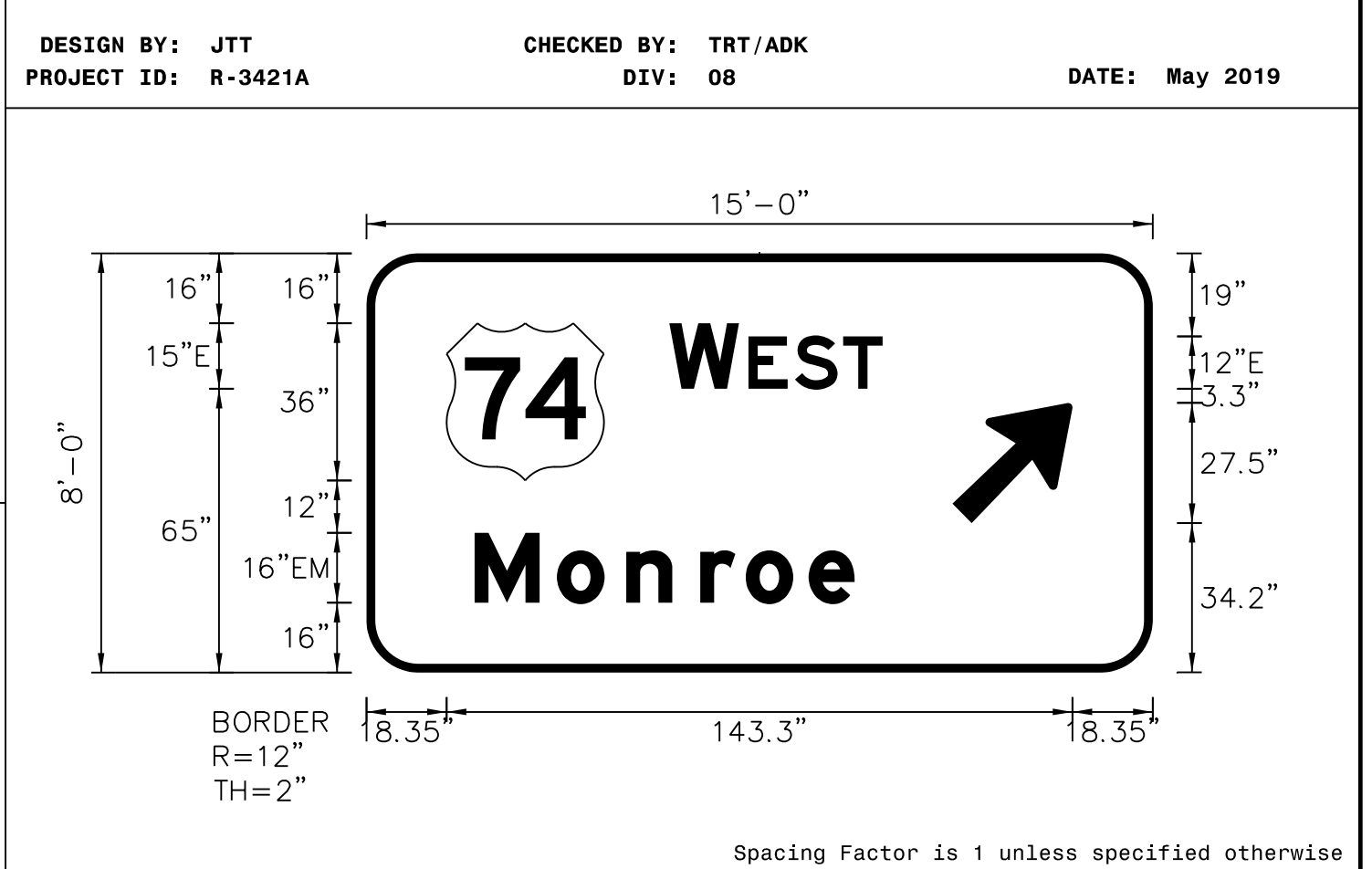
SYMBOL	X	Y	WID	HT
M1_4	18.4	44	36	36
Type A Arrow	134.2	34.3	22.4	35.3

SIGN WIDTH: 15'-0"
 HEIGHT: 8'-0"
 TOTAL AREA: 120.0 Sq.Ft.

BORDER TYPE: FLUSH
 RECESS: 0"
 WIDTH: 2"
 RADII: 12"

MAT'L: 0.125" ALUMINUM

NO. Z BARS: 3
 LENGTH: 172.0



NOTES:
 1. Legend and border shall be direct applied Grade A reflective sheeting.
 2. Arrow and shield shall be Grade A reflective sheeting on 0.032" aluminum and demountable.
 3. Background shall be Grade C reflective sheeting.

LETTER POSITIONS

Letter spacings are to start of next letter

	W	E	S	T												Series/Size Text Length
	69.4	15.9	2.2	10.7	11	9	61.8									E 2000 48.8
		M	o	n	r	o	e									EM 2000 87
	24.7	18.9	15.8	17	10.4	14.4	10.6	68.2								E 2000 87

SIGN NUMBER: 19A BACKG COLOR: Green
 TYPE: B (OVHD) COPY COLOR: White
 QUANTITY: 1

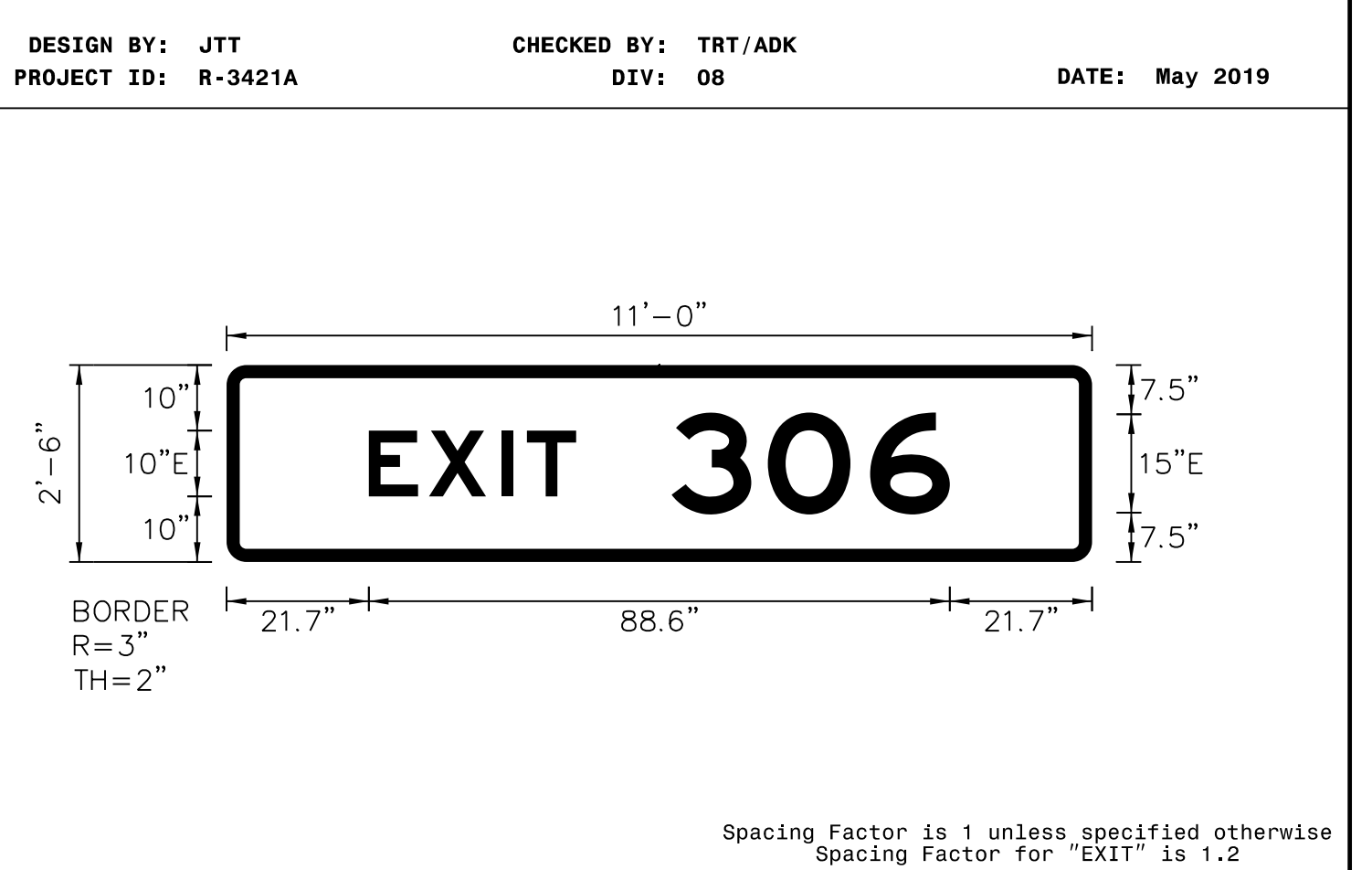
SYMBOL	X	Y	WID	HT

SIGN WIDTH: 11'-0"
 HEIGHT: 2'-6"
 TOTAL AREA: 27.5 Sq.Ft.

BORDER TYPE: FLUSH
 RECESS: 0"
 WIDTH: 2"
 RADII: 3"

MAT'L: 0.125" ALUMINUM

NO. Z BARS: 2
 LENGTH: 124.0



NOTES:
 1. Legend and border shall be direct applied Grade A reflective sheeting.
 2. Background shall be Grade C reflective sheeting.
 3. Use Attachment Method 1-R.

LETTER POSITIONS

Letter spacings are to start of next letter

	E	X	I	T												Series/Size Text Length
	21.7	9.2	11.1	3.8	7.5	78.7										E 2000 31.6
		3	0	6												E 2000 42.5
	67.9	14.7	15.6	12.1	21.7											E 2000 42.5

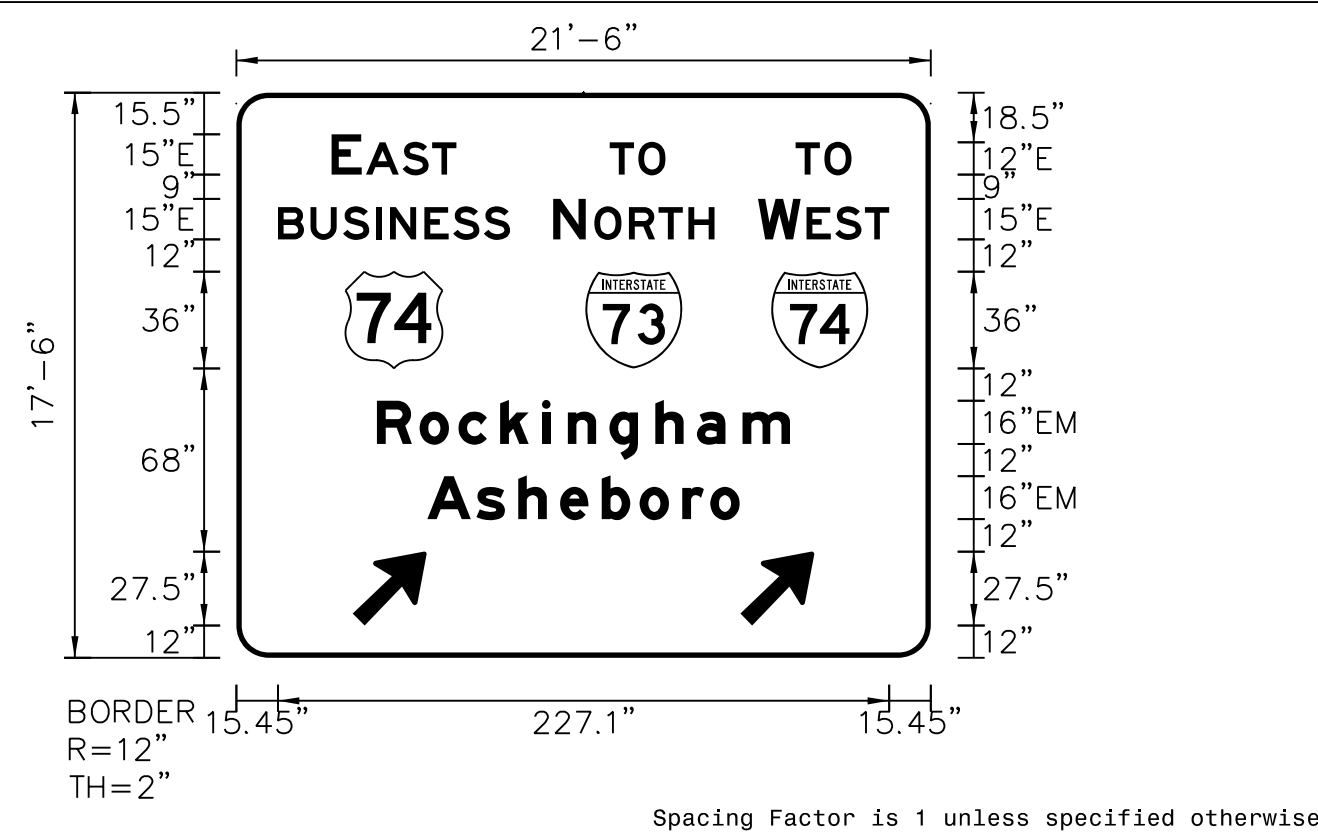
SIGN NUMBER: 19B
 TYPE: A (OVHD)
 QUANTITY: 1
 SIGN WIDTH: 21'-6"
 HEIGHT: 17'-6"
 TOTAL AREA: 376.2 Sq.Ft.
 BORDER TYPE: FLUSH
 RECESS: 0"
 WIDTH: 2"
 RADII: 12"
 NO. Z BARS: 6
 LENGTH: 250.0

BACKG COLOR: Green
 COPY COLOR: White

SYMBOL	X	Y	WID	HT
M1_4	40.6	107.5	36	36
M1_1	129.7	107.5	36	36
M1_1	198.8	107.5	36	36
Type A Arrow	43.3	12	22.4	35.3
Type A Arrow	187.3	12	22.4	35.3

MAT'L: 0.125" ALUMINUM

DESIGN BY: MCB
 PROJECT ID: R-3421A
 CHECKED BY: TRT/ADK
 DIV: 08
 DATE: May 2019



- NOTES:
- Legend and border shall be direct applied Grade A reflective sheeting.
 - Arrows and shields shall be Grade A reflective sheeting on 0.032" aluminum and demountable.
 - Background shall be Grade C reflective sheeting.

LETTER POSITIONS

Letter spacings are to start of next letter

Letter	E	A	S	T	Series/Size	Text Length
E	35.4	11.3	1.5	13.6	E 2000	46.4
T	138.7	10.7	10.1	98.5	E 2000	20.8
O	207.8	10.7	10.1	29.4	E 2000	20.8
B	15.4	12.1	12.1	12.1	E 2000	86.3
U	117.7	12.2	3.1	12.8	E 2000	59.9
S	193.8	15.9	2.2	10.7	E 2000	48.8
I	52.3	15.8	14.4	15.5	EM 2000	153.4
N	71	18.2	15.5	15.5	EM 2000	116

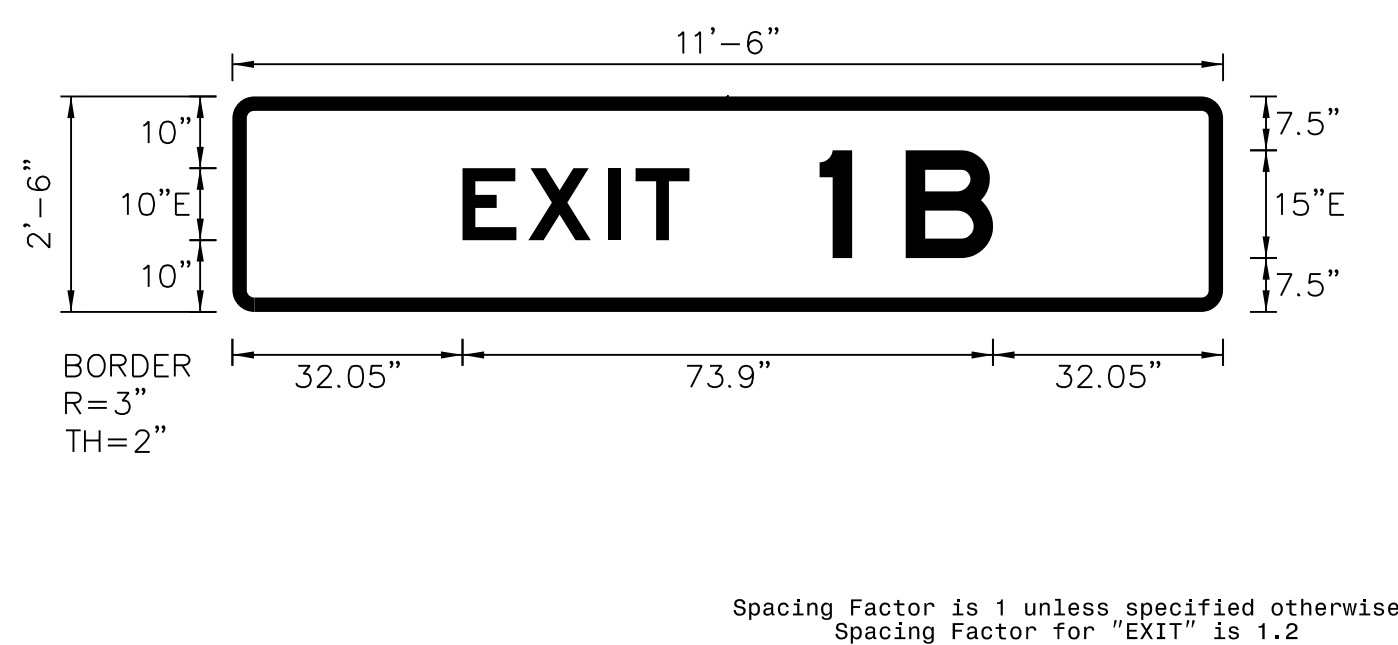
SIGN NUMBER: 22A,24A
 TYPE: B (OVHD)
 QUANTITY: 2
 SIGN WIDTH: 11'-6"
 HEIGHT: 2'-6"
 TOTAL AREA: 28.8 Sq.Ft.
 BORDER TYPE: FLUSH
 RECESS: 0"
 WIDTH: 2"
 RADII: 3"
 NO. Z BARS: 2
 LENGTH: 130.0

BACKG COLOR: Green
 COPY COLOR: White

SYMBOL	X	Y	WID	HT
M1_4	40.6	107.5	36	36
M1_1	129.7	107.5	36	36
M1_1	198.8	107.5	36	36
Type A Arrow	43.3	12	22.4	35.3
Type A Arrow	187.3	12	22.4	35.3

MAT'L: 0.125" ALUMINUM

DESIGN BY: JTT
 PROJECT ID: R-3421A
 CHECKED BY: TRT/ADK
 DIV: 08
 DATE: May 2019



- NOTES:
- Legend and border shall be direct applied Grade A reflective sheeting.
 - Background shall be Grade C reflective sheeting.
 - Use Attachment Method 1-R.

LETTER POSITIONS

Letter spacings are to start of next letter

Letter	E	A	S	T	Series/Size	Text Length
E	32	9.2	11.1	3.8	E 2000	31.6
X	81.8	4.5	7.5	12.1	E 2000	24.1
I						
T						

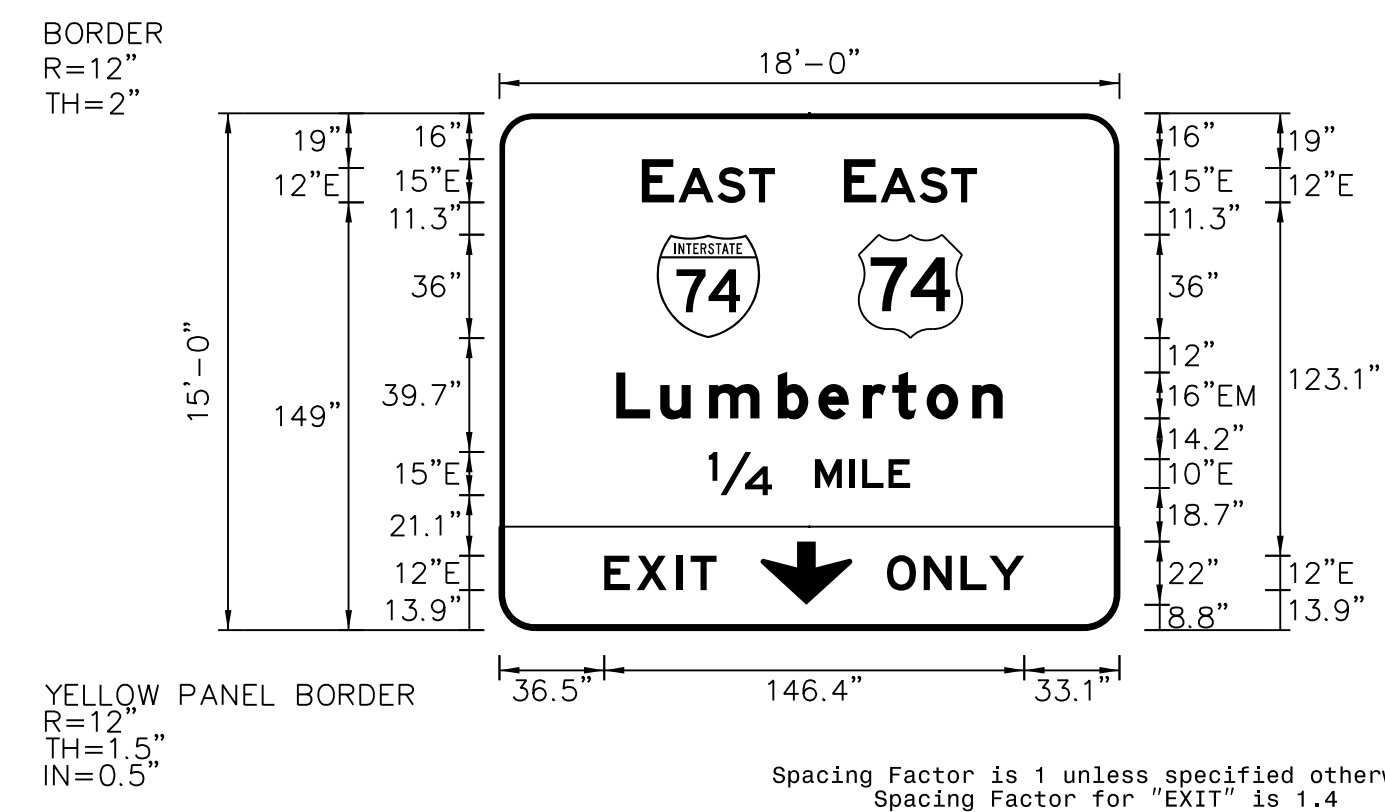
SIGN NUMBER: 20B
 TYPE: A (OVHD)
 QUANTITY: 1
 SIGN WIDTH: 18'-0"
 HEIGHT: 15'-0"
 TOTAL AREA: 270.0 Sq.Ft.
 BORDER TYPE: VAR.
 RECESS: VAR.
 WIDTH: VAR.
 RADII: VAR.
 NO. Z BARS: 6
 LENGTH: 208.0

BACKG COLOR: Green/Yellow
 COPY COLOR: White/Black

SYMBOL	X	Y	WID	HT
M1_1	54.8	101.7	36	36
M1_4	125.2	101.7	36	36
Type C Arrow	91	8.8	32	22

MAT'L: 0.125" ALUMINUM

DESIGN BY: JTT
 PROJECT ID: R-3421A
 CHECKED BY: TRT/ADK
 DIV: 08
 DATE: May 2019



- NOTES:
- Legend and border shall be direct applied Grade A reflective sheeting.
 - Shields shall be Grade A reflective sheeting on 0.032" aluminum and demountable.
 - Background shall be Grade C reflective sheeting.
 - Bottom panel shall be yellow Grade C sheeting. Legend shall be direct applied black non-reflective sheeting. Arrow shall be black non-reflective sheeting on 0.032" aluminum and demountable. Yellow panel is 216" X 36". (Border Type = Recessed, Recess = 0.5", Width = 1.5", Radii = 12")

LETTER POSITIONS

Letter spacings are to start of next letter

Letter	E	A	S	T	Series/Size	Text Length
E	49.6	11.3	1.5	13.6	E 2000	46.4
A	120	11.3	1.5	13.6	E 2000	46.4
S	40.7	15.4	17	24	EM 2000	134.6
T	73	22	15	12	E 2000	70.1
M	36.5	11.4	13.8	5	E 2000	39.2
L	135	12.8	12.8	10	E 2000	47.9

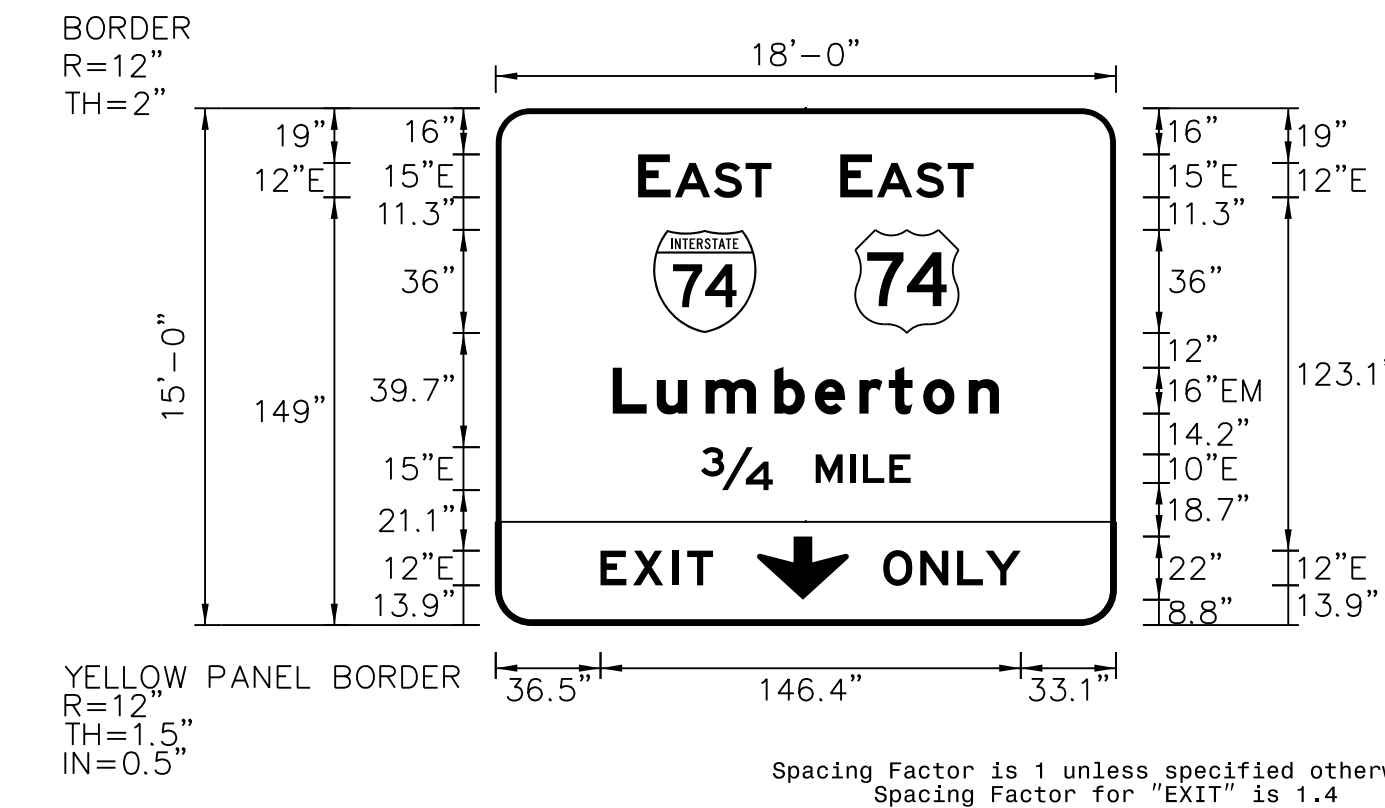
SIGN NUMBER: 23B
 TYPE: A (OVHD)
 QUANTITY: 1
 SIGN WIDTH: 18'-0"
 HEIGHT: 15'-0"
 TOTAL AREA: 270.0 Sq.Ft.
 BORDER TYPE: VAR.
 RECESS: VAR.
 WIDTH: VAR.
 RADII: VAR.
 NO. Z BARS: 6
 LENGTH: 208.0

BACKG COLOR: Green/Yellow
 COPY COLOR: White/Black

SYMBOL	X	Y	WID	HT
M1_1	54.8	101.7	36	36
M1_4	125.2	101.7	36	36
Type C Arrow	91	8.8	32	22

MAT'L: 0.125" ALUMINUM

DESIGN BY: JTT
 PROJECT ID: R-3421A
 CHECKED BY: TRT/ADK
 DIV: 08
 DATE: May 2019




- NOTES:
- Legend and border shall be direct applied Grade A reflective sheeting.
 - Shields shall be Grade A reflective sheeting on 0.032" aluminum and demountable.
 - Background shall be Grade C reflective sheeting.
 - Bottom panel shall be yellow Grade C sheeting. Legend shall be direct applied black non-reflective sheeting. Arrow shall be black non-reflective sheeting on 0.032" aluminum and demountable. Yellow panel is 216" X 36". (Border Type = Recessed, Recess = 0.5", Width = 1.5", Radii = 12")

LETTER POSITIONS

Letter spacings are to start of next letter

Letter	E	A	S	T	Series/Size	Text Length
E	49.6	11.3	1.5	13.6	E 2000	46.4
A	120	11.3	1.5	13.6	E 2000	46.4
S	40.7	15.4	17	24	EM 2000	134.6
T	71.5	25	15	12	E 2000	73.1
M	36.5	11.4	13.8	5	E 2000	39.2
L	135	12.8	12.8	10	E 2000	47.9

APPROVED: Andrew D. Klincksiek
 DATE: 7/5/2019



DOCUMENT NOT CONSIDERED FINAL UNLESS ALL SIGNATURES COMPLETED

APPROVED: *Andrew D. Klimbsiek*
E3078F8459E44B
 DATE: 7/5/2019

SEAL



**DOCUMENT NOT CONSIDERED FINAL
UNLESS ALL SIGNATURES COMPLETED**

SIGN NUMBER: 24B BACKG COLOR: Green
 TYPE: A (OVHD) COPY COLOR: White
 QUANTITY: 1

SYMBOL	X	Y	WID	HT
M1_1	29.6	71.2	36	36
M1_1	108	71.2	36	36

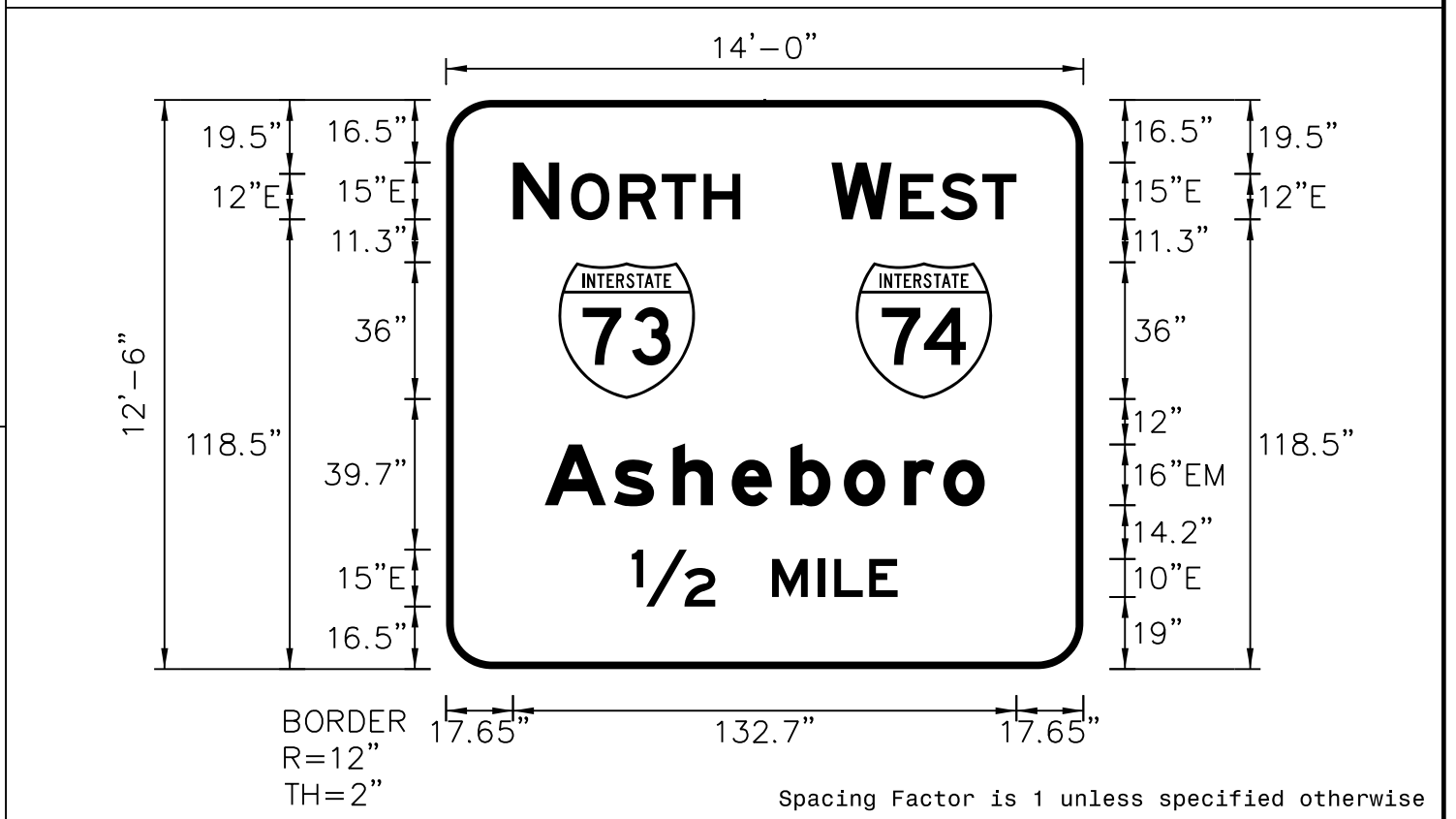
SIGN WIDTH: 14'-0"
 HEIGHT: 12'-6"
 TOTAL AREA: 175.0 Sq.Ft.

BORDER TYPE: FLUSH
 RECESS: 0"
 WIDTH: 2"
 RADII: 12"

MAT'L: 0.125" ALUMINUM

NO. Z BARS: 4
 LENGTH: 160.0

DESIGN BY: TRT CHECKED BY: TRT/ADK
 PROJECT ID: R-3421A DIV: 08 DATE: June 2015



NOTES:
 1. Legend and border shall be direct applied Grade A reflective sheeting.
 2. Shields shall be Grade A reflective sheeting on 0.032" aluminum and demountable.
 3. Background shall be Grade C reflective sheeting.

LETTER POSITIONS

Letter spacings are to start of next letter											Series/Size
											Text Length
17.6	12.2	3.1	12.8	11	11	9.7	90.4				E 2000
											59.9
101.6	15.9	2.2	10.7	11	9	17.6					E 2000
											48.8
26	18.2	15.5	15.5	15.5	14.1	15.8	10.4	10.9	26		EM 2000
											116
49	22	15	12	4.4	9.2	7.5	49				E 2000
											70.1

SIGN NUMBER: 25B BACKG COLOR: Green
 TYPE: A (OVHD) COPY COLOR: White
 QUANTITY: 1

SYMBOL	X	Y	WID	HT

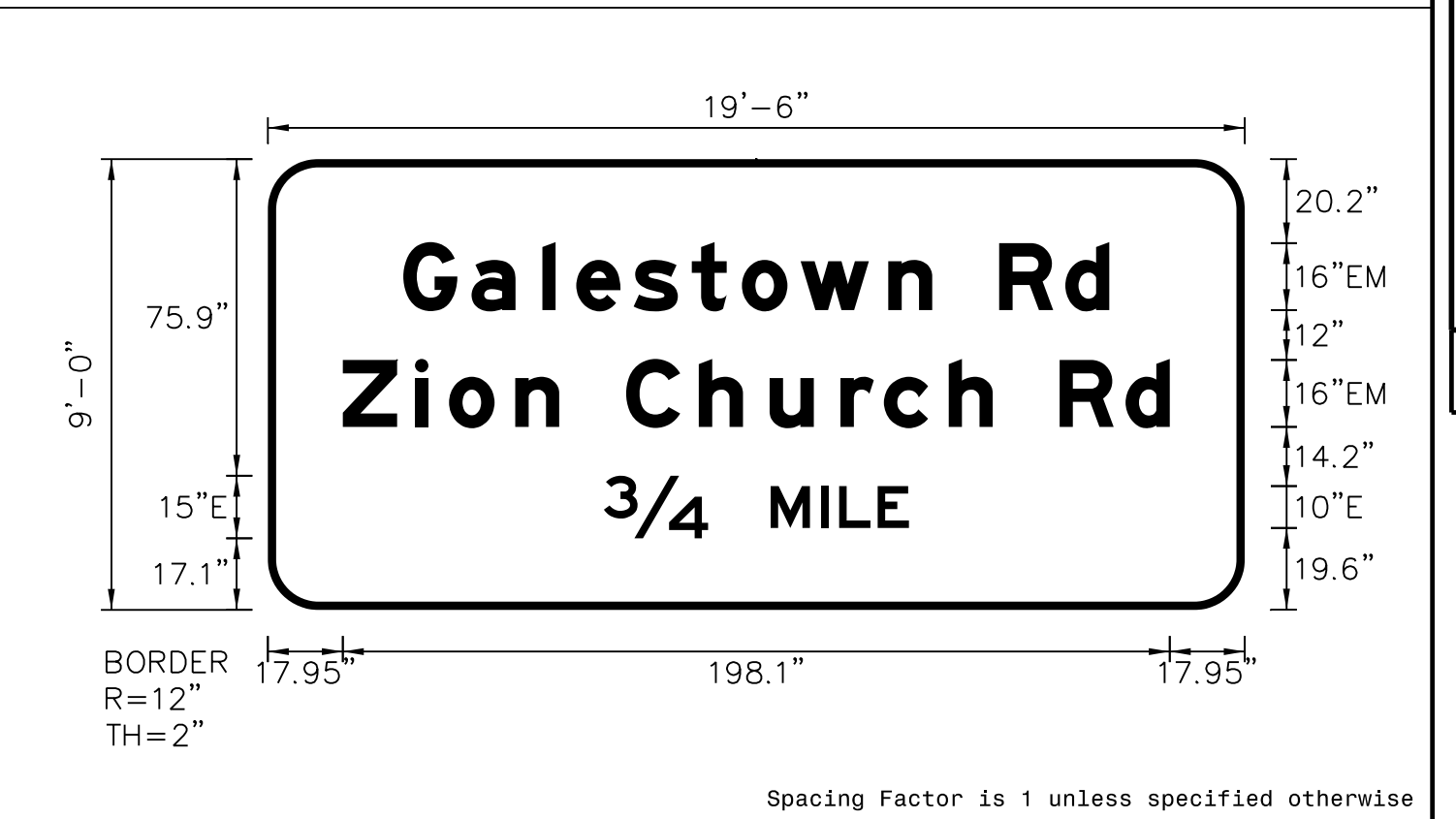
SIGN WIDTH: 19'-6"
 HEIGHT: 9'-0"
 TOTAL AREA: 175.5 Sq.Ft.

BORDER TYPE: FLUSH
 RECESS: 0"
 WIDTH: 2"
 RADII: 12"

MAT'L: 0.125" ALUMINUM

NO. Z BARS: 3
 LENGTH: 226.0

DESIGN BY: JTT CHECKED BY: TRT/ADK
 PROJECT ID: R-3421A DIV: 08 DATE: May 2019



NOTES:
 1. Legend and border shall be direct applied Grade A reflective sheeting.
 2. Background shall be Grade C reflective sheeting.

LETTER POSITIONS

Letter spacings are to start of next letter																Series/Size
																Text Length
32.4	16.3	17	8.2	13.8	13.9	12	14.1	21	10.6	16	15.8	10.6	32.4			EM 2000
																169.1
18	17.3	8.2	15.8	10.6	16	17.4	17	17	10.4	15.5	10.6	16	15.8	10.6	18	EM 2000
																198.1
80.5	25	15	12	4.4	9.2	7.5	80.5									E 2000
																73.1

SIGN NUMBER: 26 BACKG COLOR: Yellow
 TYPE: A (OVHD) COPY COLOR: Black
 QUANTITY: 1

SYMBOL	X	Y	WID	HT
Type C Arrow	47	11.1	32	22

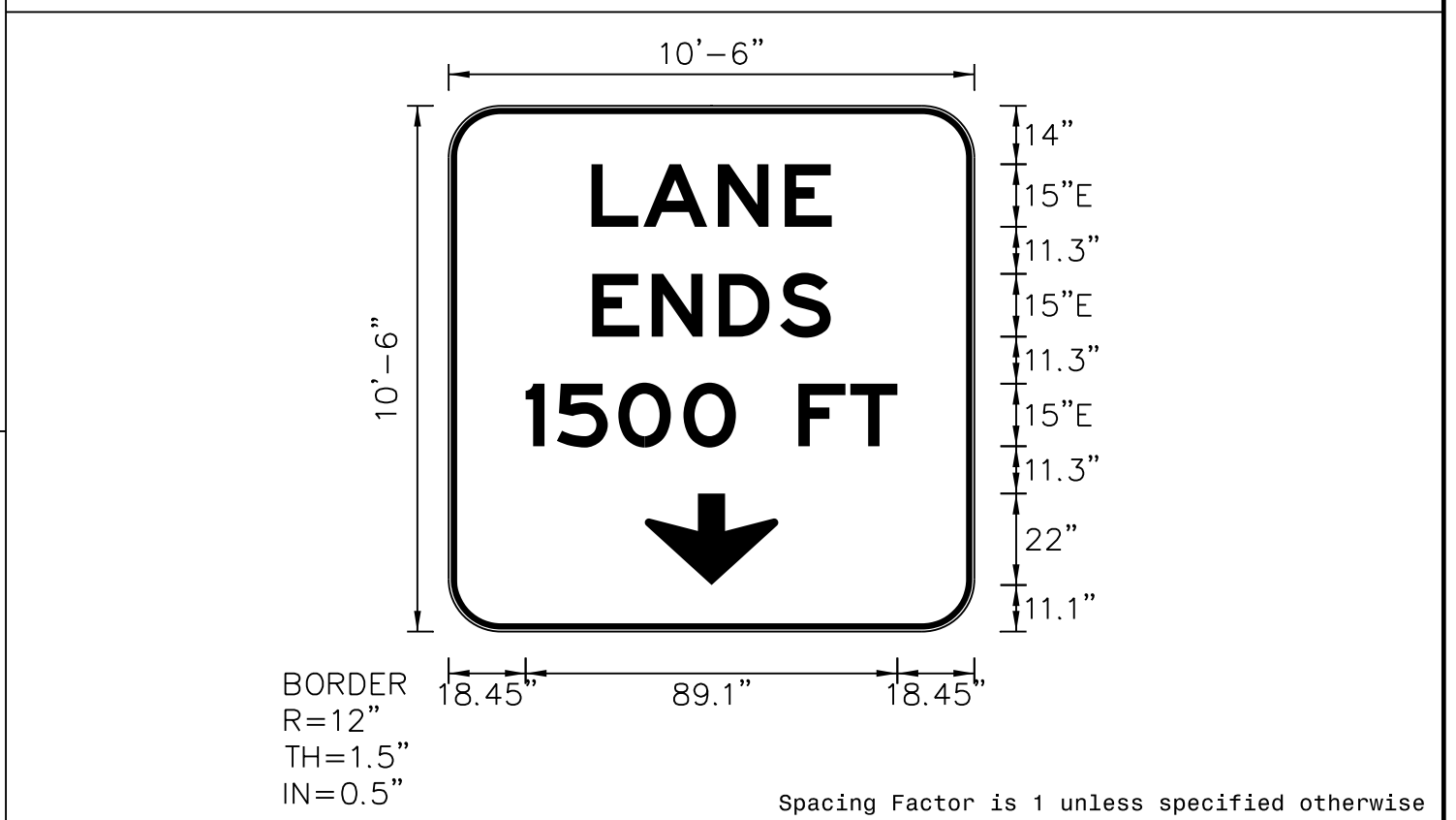
SIGN WIDTH: 10'-6"
 HEIGHT: 10'-6"
 TOTAL AREA: 110.3 Sq.Ft.

BORDER TYPE: RECESSED
 RECESS: 0.5"
 WIDTH: 1.5"
 RADII: 12"

MAT'L: 0.125" ALUMINUM

NO. Z BARS: 3
 LENGTH: 118.0

DESIGN BY: JTT CHECKED BY: TRT/ADK
 PROJECT ID: R-3421A DIV: 08 DATE: May 2019



NOTES:
 1. Legend and border shall be direct applied black non-reflective sheeting.
 2. Arrow shall be black non-reflective sheeting on 0.032" aluminum and demountable.
 3. Background shall be Grade C reflective sheeting.

LETTER POSITIONS

Letter spacings are to start of next letter											Series/Size
											Text Length
34.2	12.5	17.9	16	11.3	34.2						E 2000
											57.6
34.4	14.3	16.1	14.7	12.2	34.4						E 2000
											57.2
18.5	7.5	14.7	15.6	12.6	15	12.4	11.3	18.4			E 2000
											89.1

SIGN NUMBER: 27 BACKG COLOR: Yellow
 TYPE: A (OVHD) COPY COLOR: Black
 QUANTITY: 1

SYMBOL	X	Y	WID	HT
Type C Arrow	29	11.1	32	22

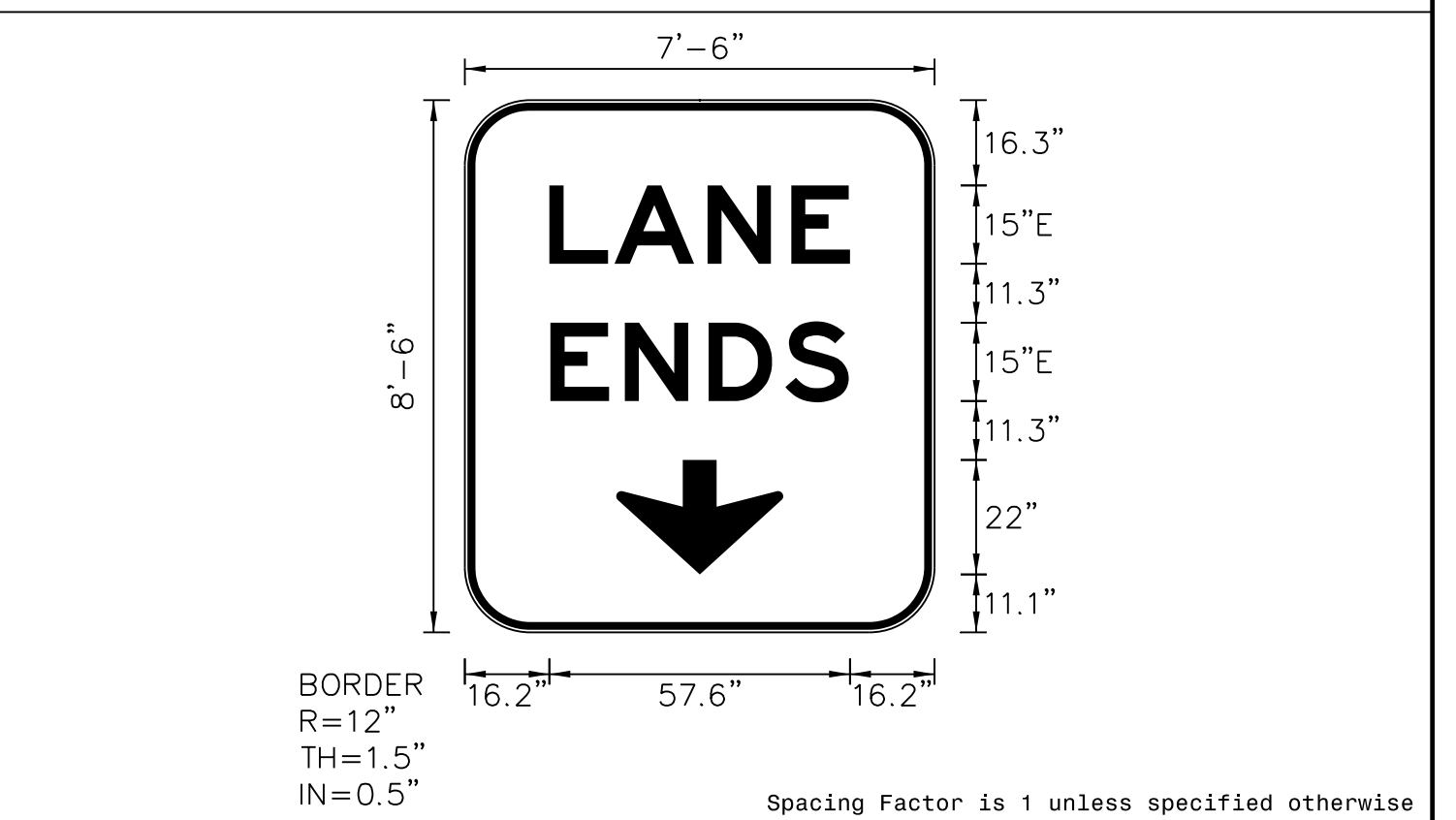
SIGN WIDTH: 7'-6"
 HEIGHT: 8'-6"
 TOTAL AREA: 63.8 Sq.Ft.

BORDER TYPE: RECESSED
 RECESS: 0.5"
 WIDTH: 1.5"
 RADII: 12"

MAT'L: 0.125" ALUMINUM

NO. Z BARS: 3
 LENGTH: 82.0

DESIGN BY: MCB CHECKED BY: TRT/ADK
 PROJECT ID: R-3421A DIV: 08 DATE: May 2019




NOTES:
 1. Legend and border shall be direct applied Grade A reflective sheeting.
 2. Arrow shall be black non-reflective sheeting on 0.032" aluminum and demountable.
 3. Background shall be Grade C reflective sheeting.

LETTER POSITIONS

Letter spacings are to start of next letter						Series/Size
						Text Length
16.2	12.5	17.9	16	11.3	16.2	E 2000
						57.6
16.4	14.3	16.1	14.7	12.2	16.4	E 2000
						57.2

APPROVED: *Andrew D. Klimstiek*
E3078F8459E44B
 DATE: 7/5/2019



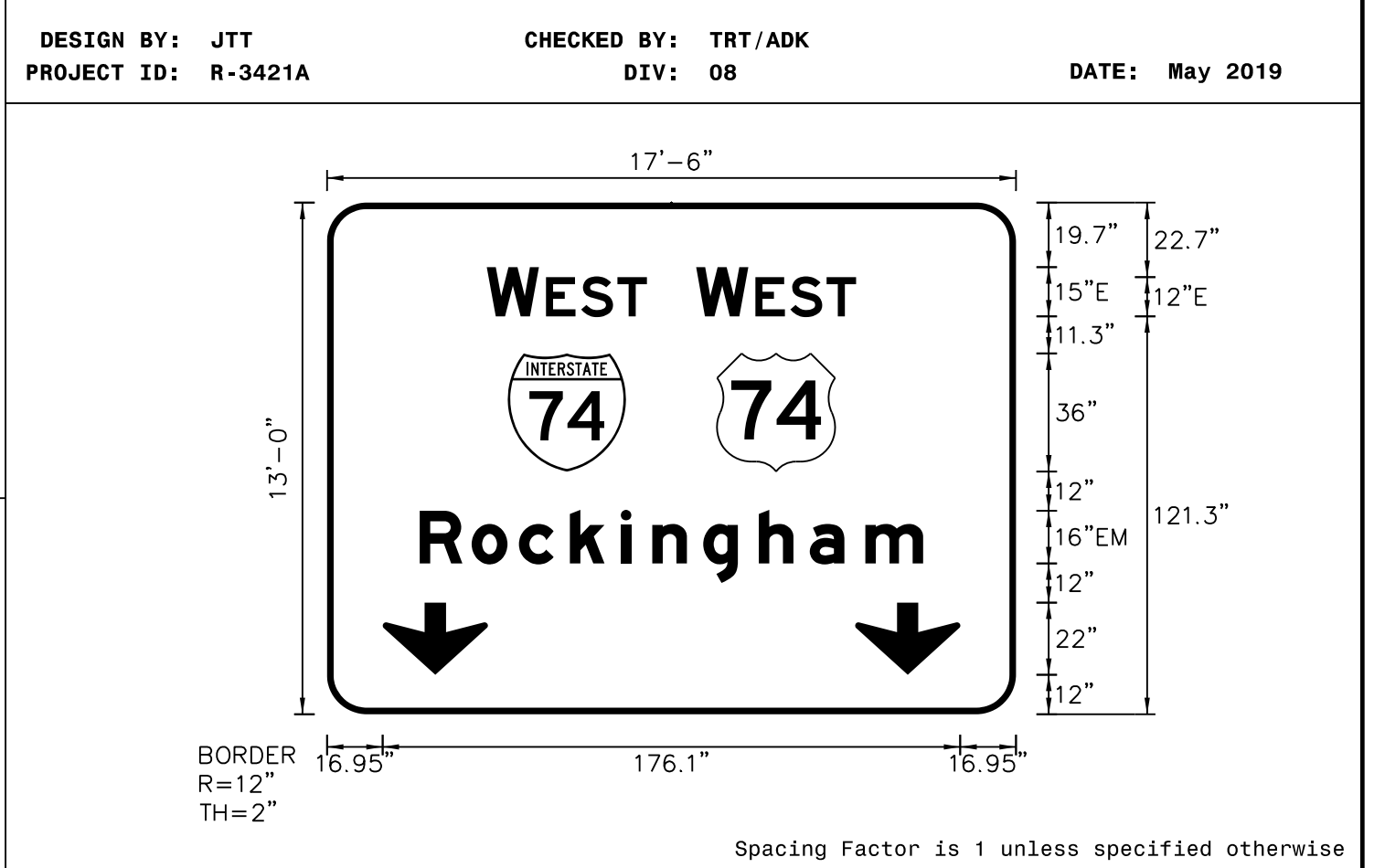
**DOCUMENT NOT CONSIDERED FINAL
UNLESS ALL SIGNATURES COMPLETED**

SIGN NUMBER: 28
 TYPE: A (OVHD)
 QUANTITY: 1
 SIGN WIDTH: 17'-6"
 HEIGHT: 13'-0"
 TOTAL AREA: 227.5 Sq.Ft.
 BORDER TYPE: FLUSH
 RECESS: 0"
 WIDTH: 2"
 RADII: 12"
 NO. Z BARS: 4
 LENGTH: 202.0

BACKG COLOR: Green
 COPY COLOR: White

SYMBOL	X	Y	WID	HT
M1_1	55.1	74	36	36
M1_4	118.9	74	36	36
Type C Arrow	17	12	32	22
Type C Arrow	161	12	32	22

MAT'L: 0.125" ALUMINUM



NOTES:
 1. Legend and border shall be direct applied Grade A reflective sheeting.
 2. Arrows and shields shall be Grade A reflective sheeting on 0.032" aluminum and demountable.
 3. Background shall be Grade C reflective sheeting.

LETTER POSITIONS

Letter spacings are to start of next letter

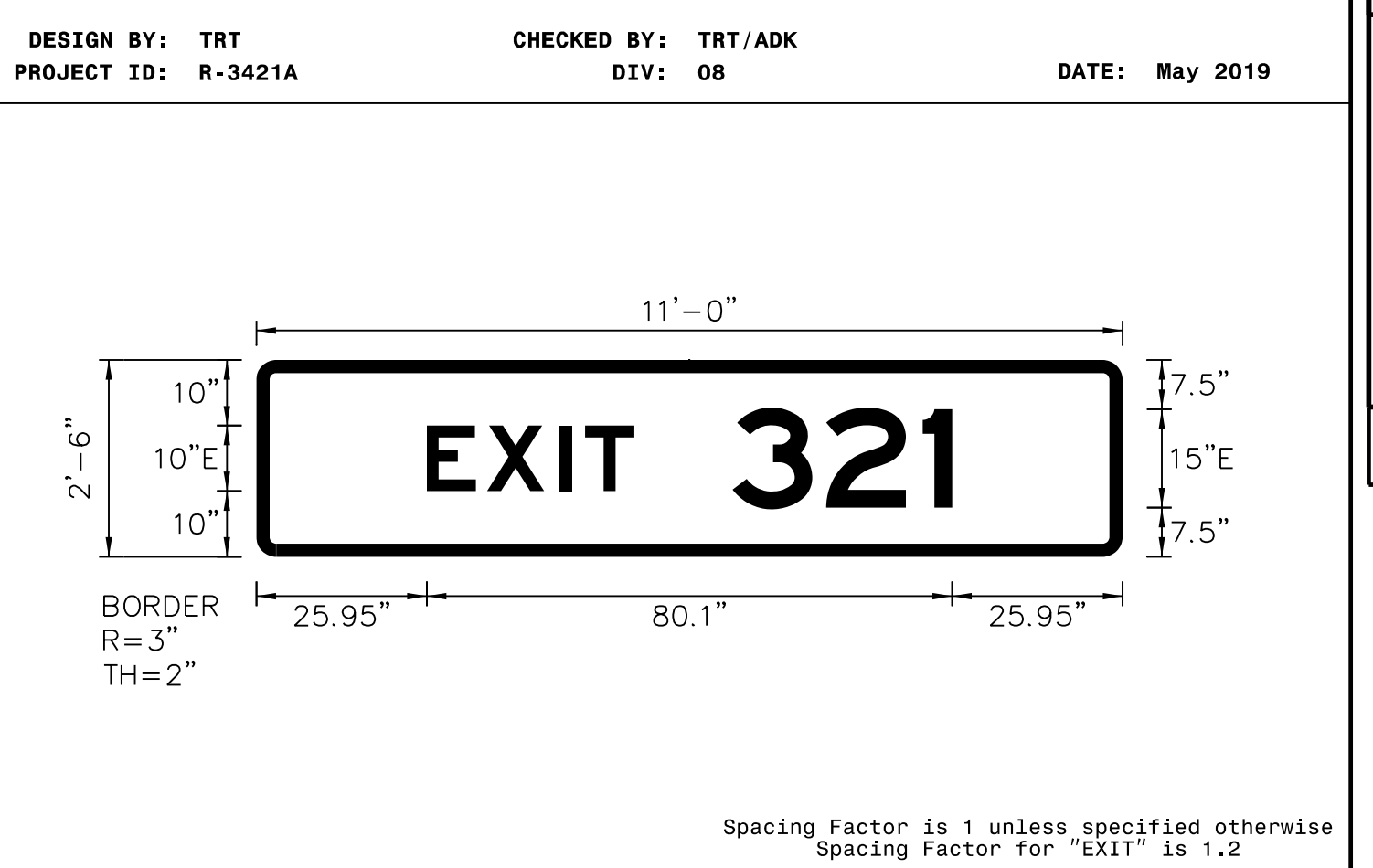
	W	E	S	T		Series/Size							
	48.7	15.9	2.2	10.7	11	9	112.5	E 2000					
								48.8					
	112.5	15.9	2.2	10.7	11	9	48.7	E 2000					
								48.8					
	R	o	c	k	i	n	g	h	a	m	EM 2000		
	28.3	15.8	14.4	15.5	15.5	9.6	15.5	17	15.5	17	17.6	28.3	153.4

SIGN NUMBER: 29A
 TYPE: B (OVHD)
 QUANTITY: 1
 SIGN WIDTH: 11'-0"
 HEIGHT: 2'-6"
 TOTAL AREA: 27.5 Sq.Ft.
 BORDER TYPE: FLUSH
 RECESS: 0"
 WIDTH: 2"
 RADII: 3"
 NO. Z BARS: 2
 LENGTH: 124.0

BACKG COLOR: Green
 COPY COLOR: White

SYMBOL	X	Y	WID	HT

MAT'L: 0.125" ALUMINUM



NOTES:
 1. Legend and border shall be direct applied Grade A reflective sheeting.
 2. Background shall be Grade C reflective sheeting.
 3. Use Attachment Method 1-R.

LETTER POSITIONS

Letter spacings are to start of next letter

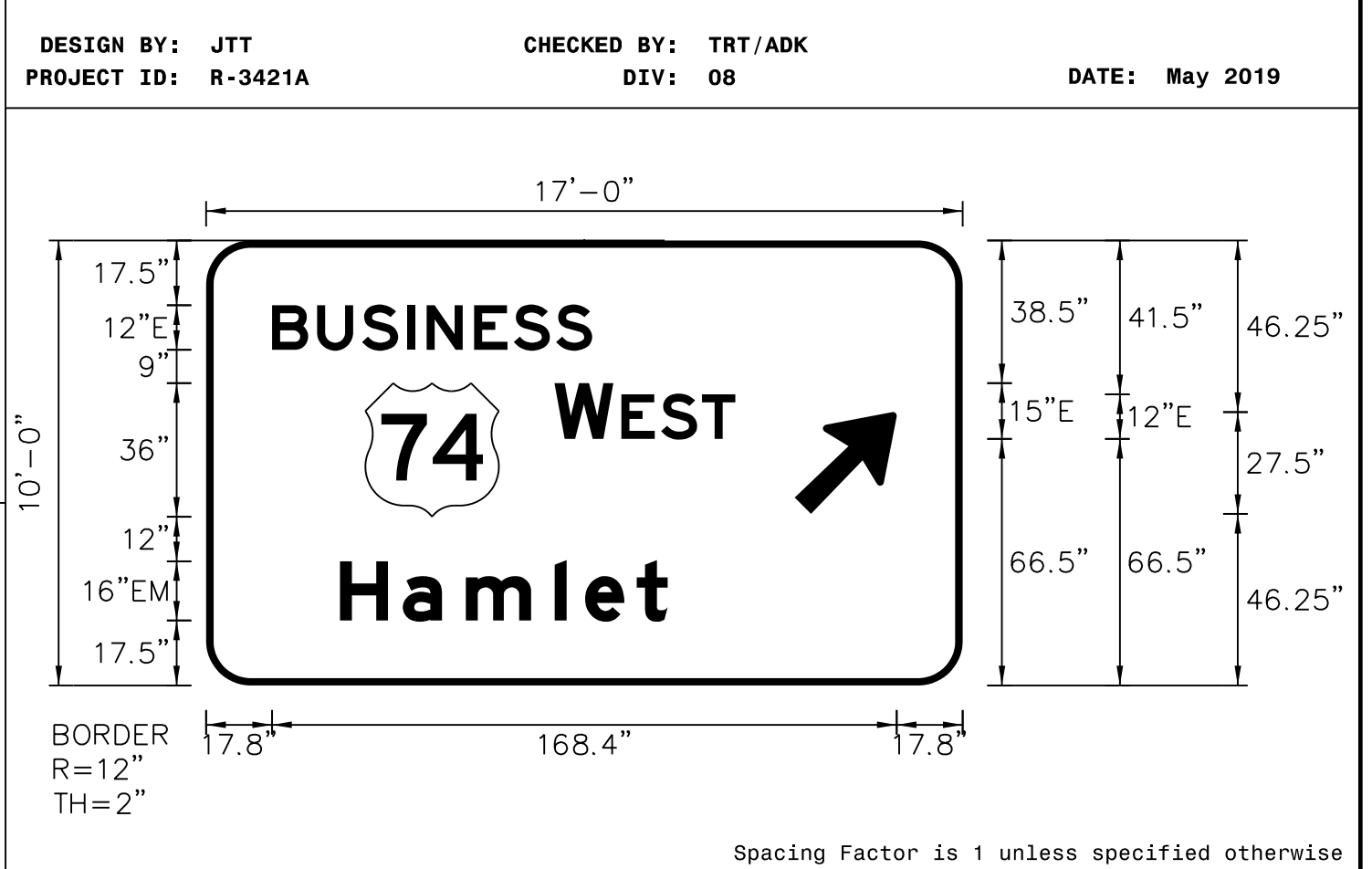
	E	X	I	T		Series/Size		
	26	9.2	11.1	3.8	7.5	74.4	E 2000	
								31.6
	3	2	1					E 2000
	72.6	14.2	14.7	4.5	26			33.5

SIGN NUMBER: 29B
 TYPE: A (OVHD)
 QUANTITY: 1
 SIGN WIDTH: 17'-0"
 HEIGHT: 10'-0"
 TOTAL AREA: 170.0 Sq.Ft.
 BORDER TYPE: FLUSH
 RECESS: 0"
 WIDTH: 2"
 RADII: 12"
 NO. Z BARS: 3
 LENGTH: 196.0

BACKG COLOR: Green
 COPY COLOR: White

SYMBOL	X	Y	WID	HT
M1_4	42.9	45.5	36	36
Type A Arrow	158.7	46.3	22.4	35.3

MAT'L: 0.125" ALUMINUM



NOTES:
 1. Legend and border shall be direct applied Grade A reflective sheeting.
 2. Arrow and shield shall be Grade A reflective sheeting on 0.032" aluminum and demountable.
 3. Background shall be Grade C reflective sheeting.
 4. Center arrow vertically on panel.

LETTER POSITIONS

Letter spacings are to start of next letter

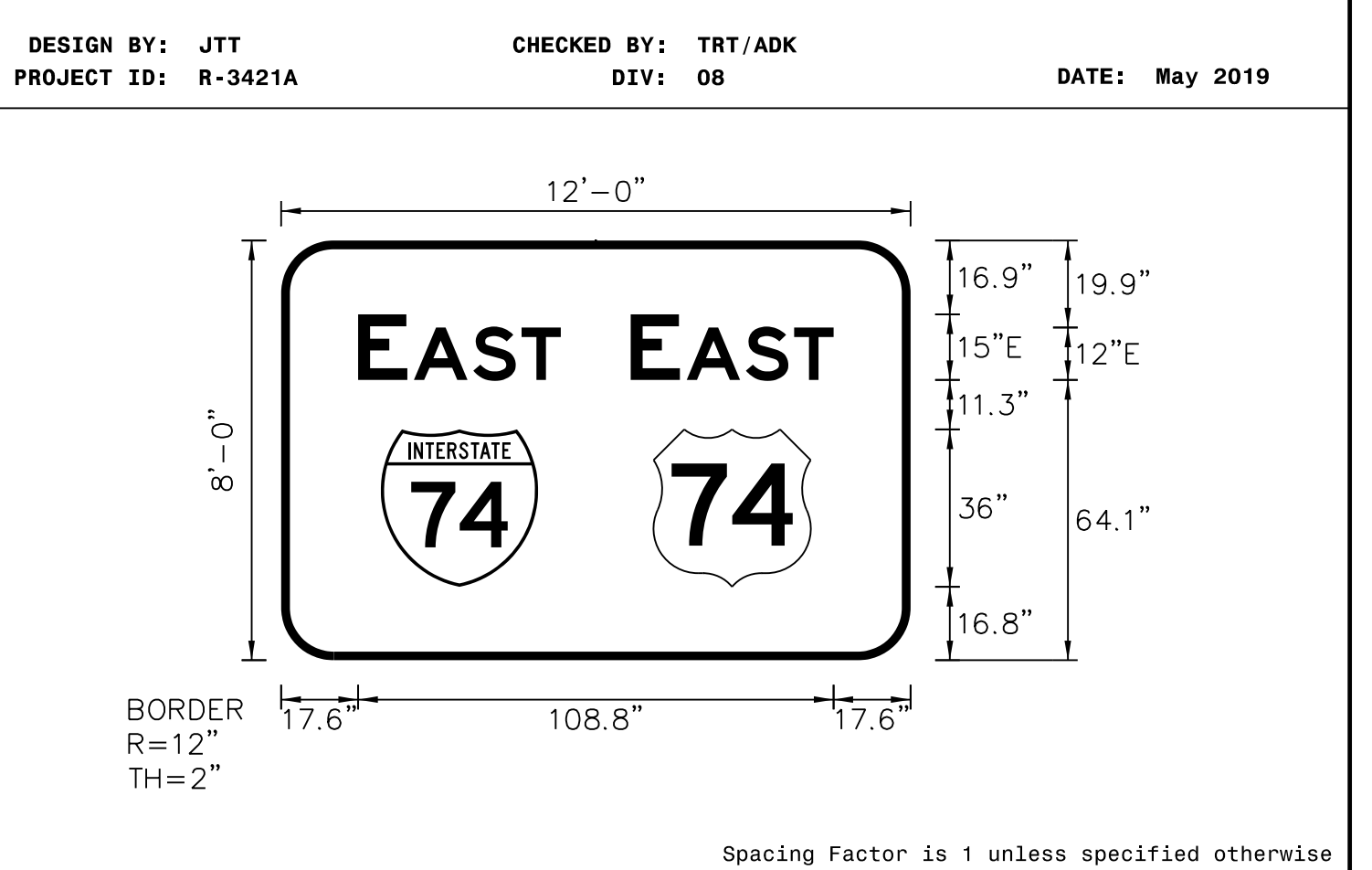
	B	U	S	I	N	E	S	S		Series/Size	
	17.8	12.1	12.1	12.1	5.3	12.8	10.7	11.4	9.7	99.9	E 2000
											86.3
	93.9	15.9	2.2	10.7	11	9	61.3				E 2000
											48.8
	36.1	17	17	24	8.2	13.9	8.3	79.6			EM 2000
											88.3

SIGN NUMBER: 101,104,115,117,122,132
 TYPE: A
 QUANTITY: 6
 SIGN WIDTH: 12'-0"
 HEIGHT: 8'-0"
 TOTAL AREA: 96.0 Sq.Ft.
 BORDER TYPE: FLUSH
 RECESS: 0"
 WIDTH: 2"
 RADII: 12"
 NO. Z BARS: 3
 LENGTH: 136.0

BACKG COLOR: Green
 COPY COLOR: White

SYMBOL	X	Y	WID	HT
M1_1	22.8	16.8	36	36
M1_4	85.2	16.8	36	36

MAT'L: 0.125" ALUMINUM




NOTES:
 1. Legend and border shall be direct applied Grade C reflective sheeting.
 2. Shields shall be Grade C reflective sheeting on 0.032" aluminum and demountable.
 3. Background shall be Grade C reflective sheeting.
 4. Proposed support spacing is 7.50'.

LETTER POSITIONS

Letter spacings are to start of next letter

	E	A	S	T		Series/Size		
	17.6	11.3	1.5	13.6	11	9	80	E 2000
								46.4
	80	11.3	1.5	13.6	11	9	17.6	E 2000
								46.4

APPROVED: *Andrew D. Klimsiek*
E3078F8459E44B
 DATE: 7/5/2019



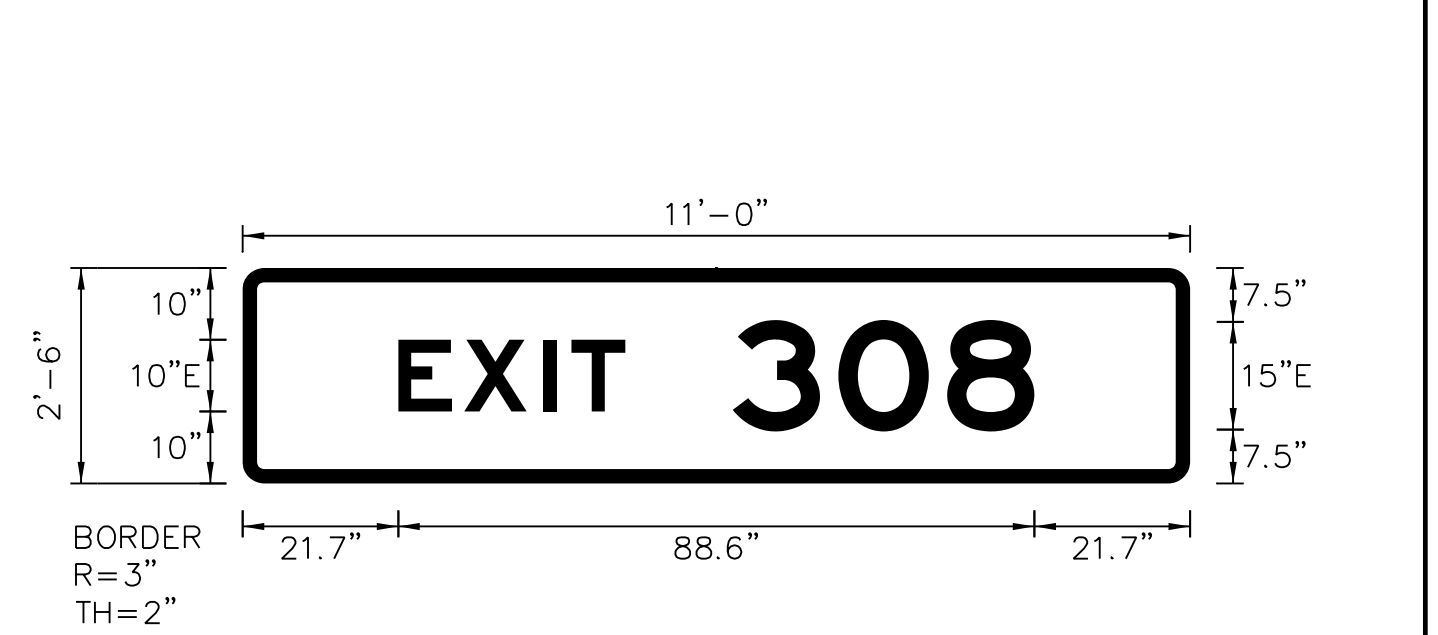
**DOCUMENT NOT CONSIDERED FINAL
UNLESS ALL SIGNATURES COMPLETED**

SIGN NUMBER: 102A,103A, 136A,137A
 TYPE: B
 QUANTITY: 4
 SIGN WIDTH: 11'-0"
 HEIGHT: 2'-6"
 TOTAL AREA: 27.5 Sq.Ft.
 BORDER TYPE: FLUSH
 RECESS: 0"
 WIDTH: 2"
 RADII: 3"
 NO. Z BARS: 2
 LENGTH: 124.0

SYMBOL	X	Y	WID	HT

BACKG COLOR: Green
 COPY COLOR: White
 MAT'L: 0.125" ALUMINUM

DESIGN BY: JTT
 PROJECT ID: R-3421A
 CHECKED BY: TRT/ADK
 DIV: 08
 DATE: May 2019



Spacing Factor is 1 unless specified otherwise
 Spacing Factor for "EXIT" is 1.2

NOTES:
 1. Legend and border shall be direct applied Grade C reflective sheeting.
 2. Background shall be Grade C reflective sheeting.
 3. Use Attachment Method 1-R.

LETTER POSITIONS

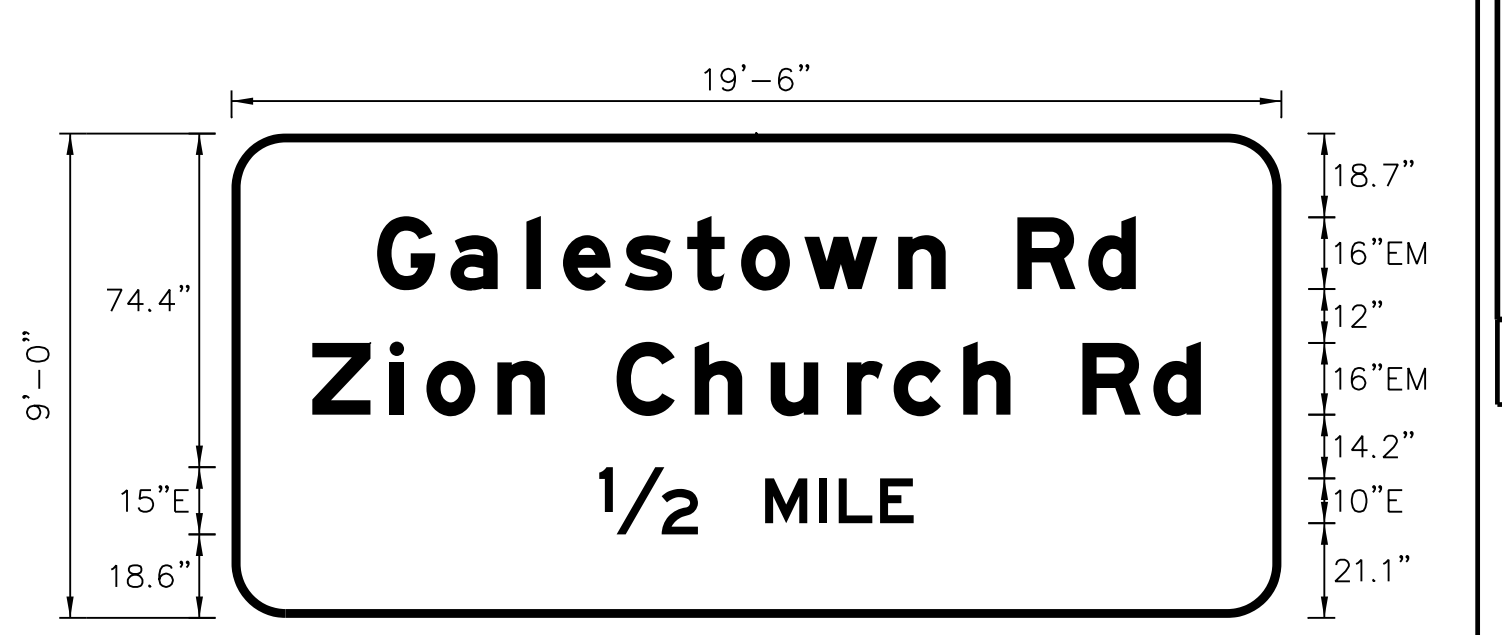
Letter spacings are to start of next letter													Series/Size Text Length
21.7	9.2	11.1	3.8	7.5	78.7								E 2000 31.6
	3	0	8										E 2000 42
68.3	14.7	15.2	12.2	21.7									

SIGN NUMBER: 102B,137B
 TYPE: A
 QUANTITY: 2
 SIGN WIDTH: 19'-6"
 HEIGHT: 9'-0"
 TOTAL AREA: 175.5 Sq.Ft.
 BORDER TYPE: FLUSH
 RECESS: 0"
 WIDTH: 2"
 RADII: 12"
 NO. Z BARS: 3
 LENGTH: 226.0

SYMBOL	X	Y	WID	HT

BACKG COLOR: Green
 COPY COLOR: White
 MAT'L: 0.125" ALUMINUM

DESIGN BY: MCB
 PROJECT ID: R-3421A
 CHECKED BY: TRT/ADK
 DIV: 08
 DATE: May 2019



Spacing Factor is 1 unless specified otherwise

NOTES:
 1. Legend and border shall be direct applied Grade C reflective sheeting.
 2. Background shall be Grade C reflective sheeting.

LETTER POSITIONS

Letter spacings are to start of next letter													Series/Size Text Length			
32.4	16.3	17	8.2	13.8	13.9	12	14.1	21	10.6	16	15.8	10.6	32.4	EM 2000 169.1		
	Z	i	o	n	C	h	u	r	c	h	R	d		EM 2000 198.1		
18	17.3	8.2	15.8	10.6	16	17.4	17	17	10.4	15.5	10.6	16	15.8	10.6	18	
	1/2	M	I	L	E											E 2000 70.1
82	22	15	12	4.4	9.2	7.5	82									

SIGN NUMBER: 103B
 TYPE: A
 QUANTITY: 1
 SIGN WIDTH: 19'-6"
 HEIGHT: 9'-6"
 TOTAL AREA: 185.3 Sq.Ft.
 BORDER TYPE: FLUSH
 RECESS: 0"
 WIDTH: 2"
 RADII: 12"
 NO. Z BARS: 3
 LENGTH: 226.0

SYMBOL	X	Y	WID	HT
Type A Arrow	103.3	12	22.4	35.3

BACKG COLOR: Green
 COPY COLOR: White
 MAT'L: 0.125" ALUMINUM

DESIGN BY: JTT
 PROJECT ID: R-3421A
 CHECKED BY: TRT/ADK
 DIV: 08
 DATE: May 2019



Spacing Factor is 1 unless specified otherwise

NOTES:
 1. Legend and border shall be direct applied Grade C reflective sheeting.
 2. Arrow shall be Grade C reflective sheeting on 0.032" aluminum and demountable.
 3. Background shall be Grade C reflective sheeting.
 4. Proposed support spacing is 7.50'.

LETTER POSITIONS

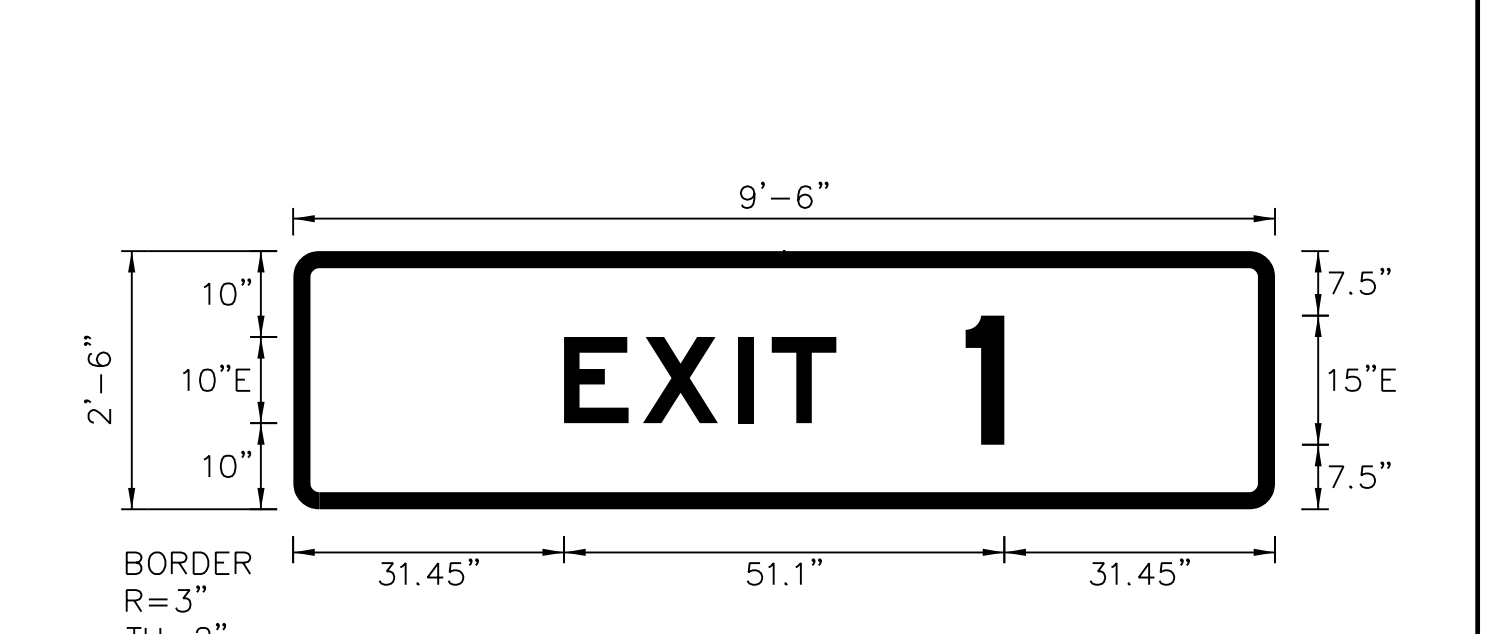
Letter spacings are to start of next letter													Series/Size Text Length			
32.4	16.3	17	8.2	13.8	13.9	12	14.1	21	10.6	16	15.8	10.6	32.4	EM 2000 169.1		
	Z	i	o	n	C	h	u	r	c	h	R	d		EM 2000 198.1		
18	17.3	8.2	15.8	10.6	16	17.4	17	17	10.4	15.5	10.6	16	15.8	10.6	18	

SIGN NUMBER: 105A,106A
 TYPE: B
 QUANTITY: 2
 SIGN WIDTH: 9'-6"
 HEIGHT: 2'-6"
 TOTAL AREA: 23.8 Sq.Ft.
 BORDER TYPE: FLUSH
 RECESS: 0"
 WIDTH: 2"
 RADII: 3"
 NO. Z BARS: 2
 LENGTH: 106.0

SYMBOL	X	Y	WID	HT

BACKG COLOR: Green
 COPY COLOR: White
 MAT'L: 0.125" ALUMINUM

DESIGN BY: TRT
 PROJECT ID: R-3421A
 CHECKED BY: TRT/ADK
 DIV: 08
 DATE: June 2015




Spacing Factor is 1 unless specified otherwise
 Spacing Factor for "EXIT" is 1.2

NOTES:
 1. Legend and border shall be direct applied Grade C reflective sheeting.
 2. Background shall be Grade C reflective sheeting.
 3. Use Attachment Method 1-R.

LETTER POSITIONS

Letter spacings are to start of next letter						Series/Size Text Length
31.4	9.2	11.1	3.8	7.5	50.9	E 2000 31.6
	1					E 2000 4.5
78.1	4.5	31.4				

APPROVED: *Andrew D. Klimbsiek*
E3078F8459E44B
 DATE: 7/5/2019



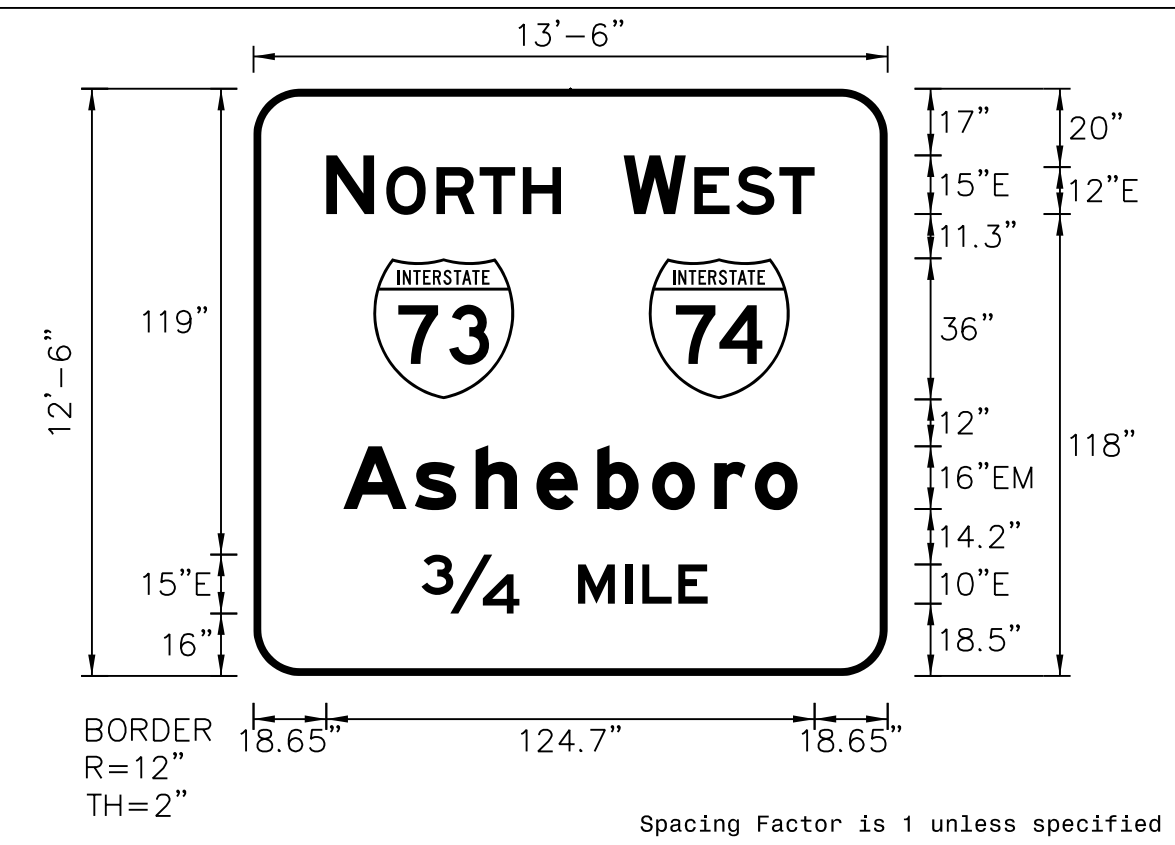
DOCUMENT NOT CONSIDERED FINAL
 UNLESS ALL SIGNATURES COMPLETED

SIGN NUMBER: 105B BACKG COLOR: Green
 TYPE: A COPY COLOR: White
 QUANTITY: 1
 SIGN WIDTH: 13'-6"
 HEIGHT: 12'-6"
 TOTAL AREA: 168.8 Sq.Ft.
 BORDER TYPE: FLUSH
 RECESS: 0"
 WIDTH: 2"
 RADII: 12"
 NO. Z BARS: 4
 LENGTH: 154.0

SYMBOL	X	Y	WID	HT
M1_1	30.6	70.7	36	36
M1_1	101	70.7	36	36

NOTES:
 1. Legend and border shall be direct applied Grade C reflective sheeting.
 2. Shields shall be Grade C reflective sheeting on 0.032" aluminum and demountable.
 3. Background shall be Grade C reflective sheeting.

DESIGN BY: MCB CHECKED BY: TRT/ADK
 PROJECT ID: R-3421A DIV: 08 DATE: May 2019



LETTER POSITIONS

Letter spacings are to start of next letter

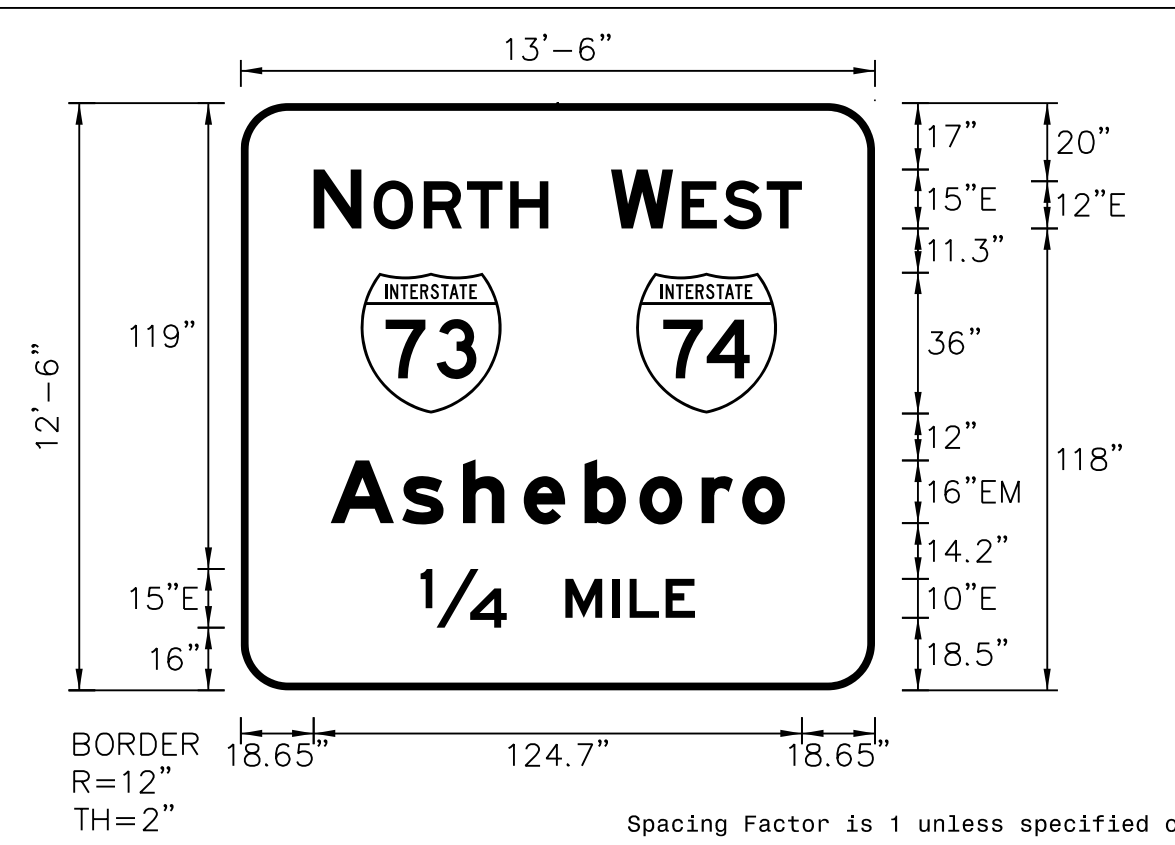
	N	O	R	T	H	Series/Size				
	18.6	12.2	3.1	12.8	11	11	9.7	83.4	E 2000	
									59.9	
	94.6	15.9	2.2	10.7	11	9	18.6		E 2000	
									48.8	
	23	18.2	15.5	15.5	14.1	15.8	10.4	10.9	23	EM 2000
										116
	43	25	15	12	4.4	9.2	7.5	46	E 2000	
										73.1

SIGN NUMBER: 106B BACKG COLOR: Green
 TYPE: A COPY COLOR: White
 QUANTITY: 1
 SIGN WIDTH: 13'-6"
 HEIGHT: 12'-6"
 TOTAL AREA: 1789.5 Sq.Ft.
 BORDER TYPE: FLUSH
 RECESS: 0"
 WIDTH: 2"
 RADII: 12"
 NO. Z BARS: 4
 LENGTH: 154.0

SYMBOL	X	Y	WID	HT
M1_1	85.6	109.2	36	36
M1_1	156	109.2	36	36

NOTES:
 1. Legend and border shall be direct applied Grade C reflective sheeting.
 2. Shields shall be Grade C reflective sheeting on 0.032" aluminum and demountable.
 3. Background shall be Grade C reflective sheeting.

DESIGN BY: MCB CHECKED BY: TRT/ADK
 PROJECT ID: R-3421A DIV: 08 DATE: May 2019



LETTER POSITIONS

Letter spacings are to start of next letter

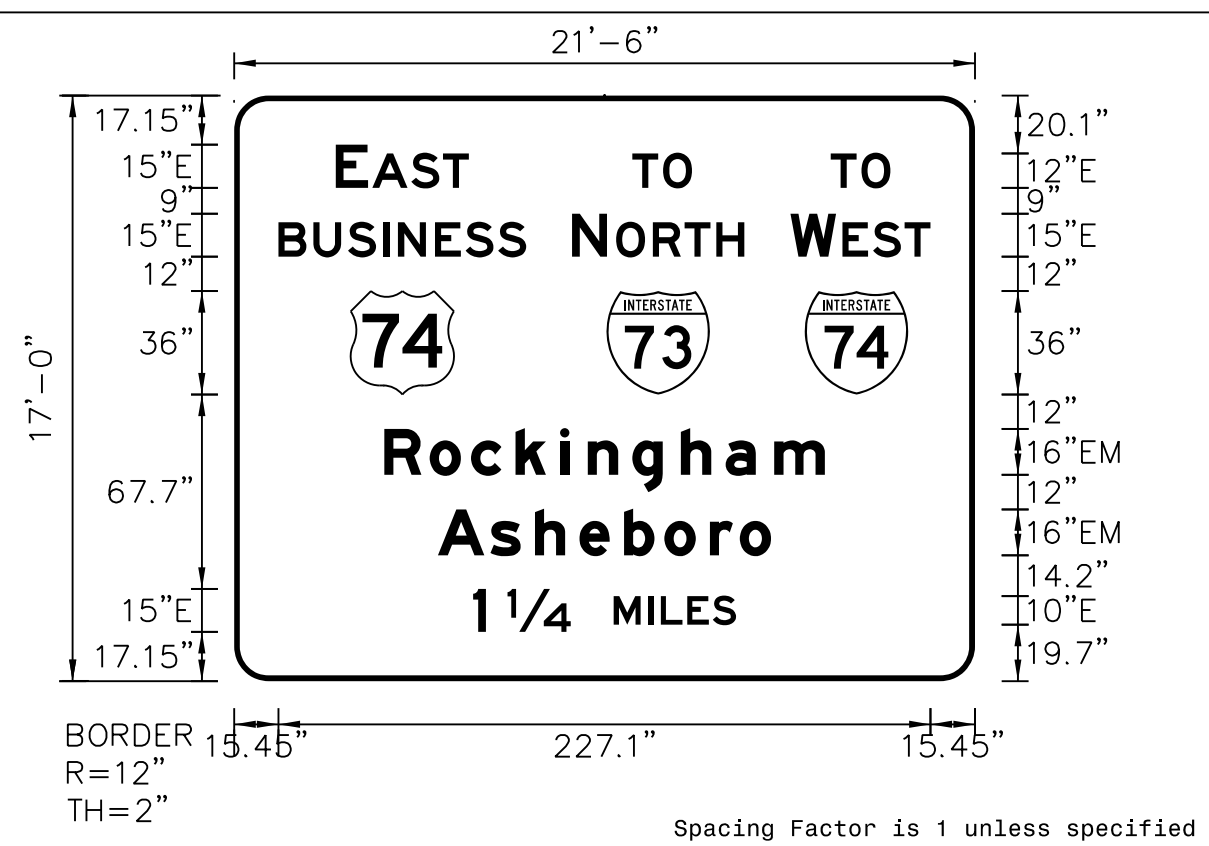
	N	O	R	T	H	Series/Size				
	73.6	12.2	3.1	12.8	11	11	9.7	47.3	E 2000	
									59.9	
	149.6	15.9	2.2	10.7	11	9	82.5		E 2000	
									48.8	
	78	18.2	15.5	15.5	14.1	15.8	10.4	10.9	86.8	EM 2000
										116
	101	22	15	12	4.4	9.2	7.5	09.8	E 2000	
										70.1

SIGN NUMBER: 107B BACKG COLOR: Green
 TYPE: A COPY COLOR: White
 QUANTITY: 1
 SIGN WIDTH: 21'-6"
 HEIGHT: 17'-0"
 TOTAL AREA: 365.5 Sq.Ft.
 BORDER TYPE: FLUSH
 RECESS: 0"
 WIDTH: 2"
 RADII: 12"
 NO. Z BARS: 6
 LENGTH: 250.0

SYMBOL	X	Y	WID	HT
M1_4	40.6	99.9	36	36
M1_1	129.7	99.9	36	36
M1_1	198.8	99.9	36	36

NOTES:
 1. Legend and border shall be direct applied Grade C reflective sheeting.
 2. Shields shall be Grade C reflective sheeting on 0.032" aluminum and demountable.
 3. Background shall be Grade C reflective sheeting.

DESIGN BY: MCB CHECKED BY: TRT/ADK
 PROJECT ID: R-3421A DIV: 08 DATE: May 2019



LETTER POSITIONS

Letter spacings are to start of next letter

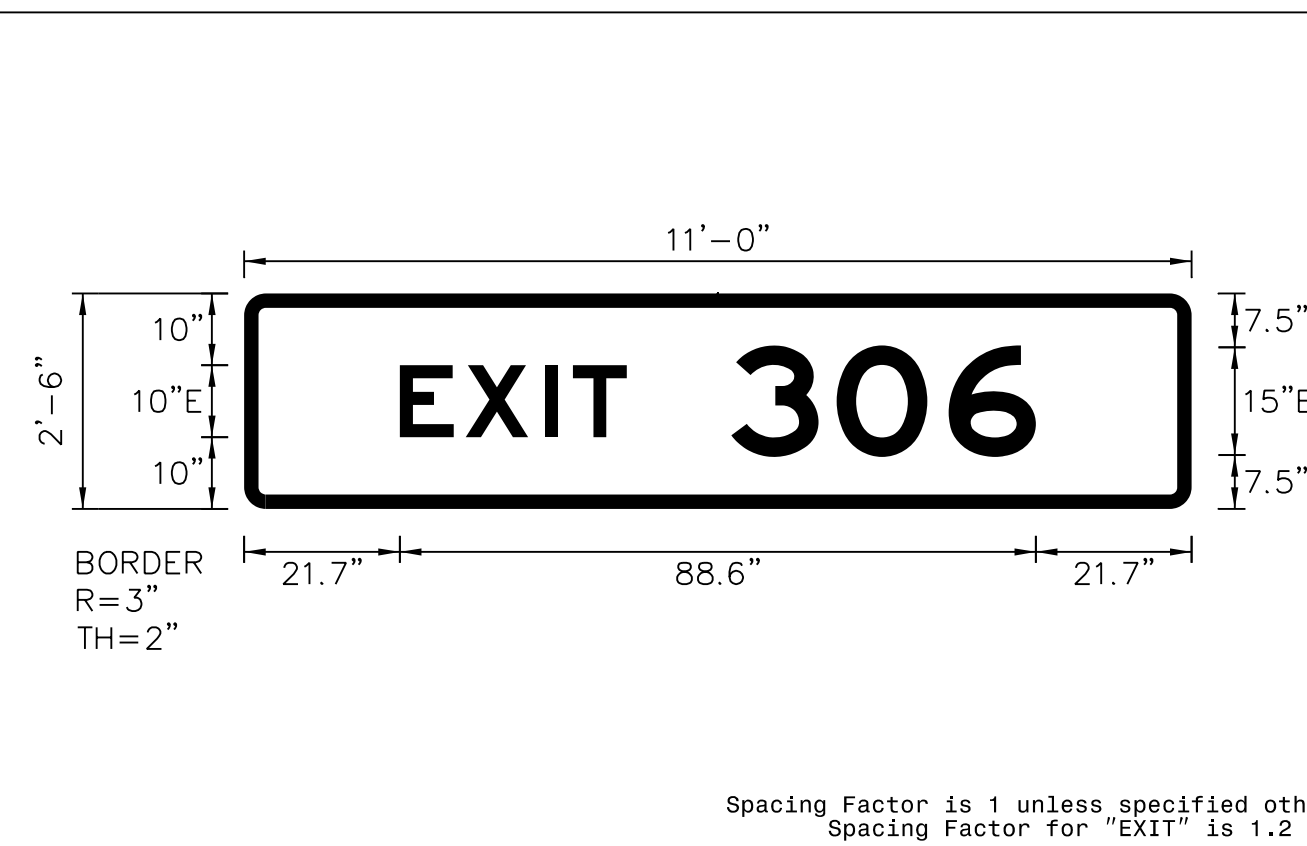
	E	A	S	T	Series/Size							
	35.4	11.3	1.5	13.6	11	9	76.2	E 2000				
								46.4				
	138.7	10.7	10.1	98.5				E 2000				
								20.8				
	207.8	10.7	10.1	29.4				E 2000				
								20.8				
	15.4	12.1	12.1	5.3	12.8	10.7	11.4	9.7	56.3	E 2000		
									86.3			
	117.7	12.2	3.1	12.8	11	11	9.7	80.3	E 2000			
									59.9			
	193.8	15.9	2.2	10.7	11	9	15.4		E 2000			
									48.8			
	52.3	15.8	14.4	15.5	9.6	15.5	17	15.5	17	17.6	52.3	EM 2000
											153.4	
	71	18.2	15.5	15.5	14.1	15.8	10.4	10.9	71	EM 2000		
										116		
	83.2	4.5	7.5	22	15	12	4.4	9.2	8.9	8.1	83.2	E 2000
											91.6	

SIGN NUMBER: 107A,109A BACKG COLOR: Green
 TYPE: B COPY COLOR: White
 QUANTITY: 2
 SIGN WIDTH: 11'-0"
 HEIGHT: 2'-6"
 TOTAL AREA: 27.5 Sq.Ft.
 BORDER TYPE: FLUSH
 RECESS: 0"
 WIDTH: 2"
 RADII: 3"
 NO. Z BARS: 2
 LENGTH: 124.0

SYMBOL	X	Y	WID	HT
--------	---	---	-----	----

NOTES:
 1. Legend and border shall be direct applied Grade C reflective sheeting.
 2. Background shall be Grade C reflective sheeting.
 3. Use Attachment Method 1-R.

DESIGN BY: MCB CHECKED BY: TRT/ADK
 PROJECT ID: R-3421A DIV: 08 DATE: May 2019



LETTER POSITIONS

Letter spacings are to start of next letter

	E	X	I	T	Series/Size		
	21.7	9.2	11.1	3.8	7.5	78.7	E 2000
							31.6
	67.9	14.7	15.6	12.1	21.7		E 2000
							42.4

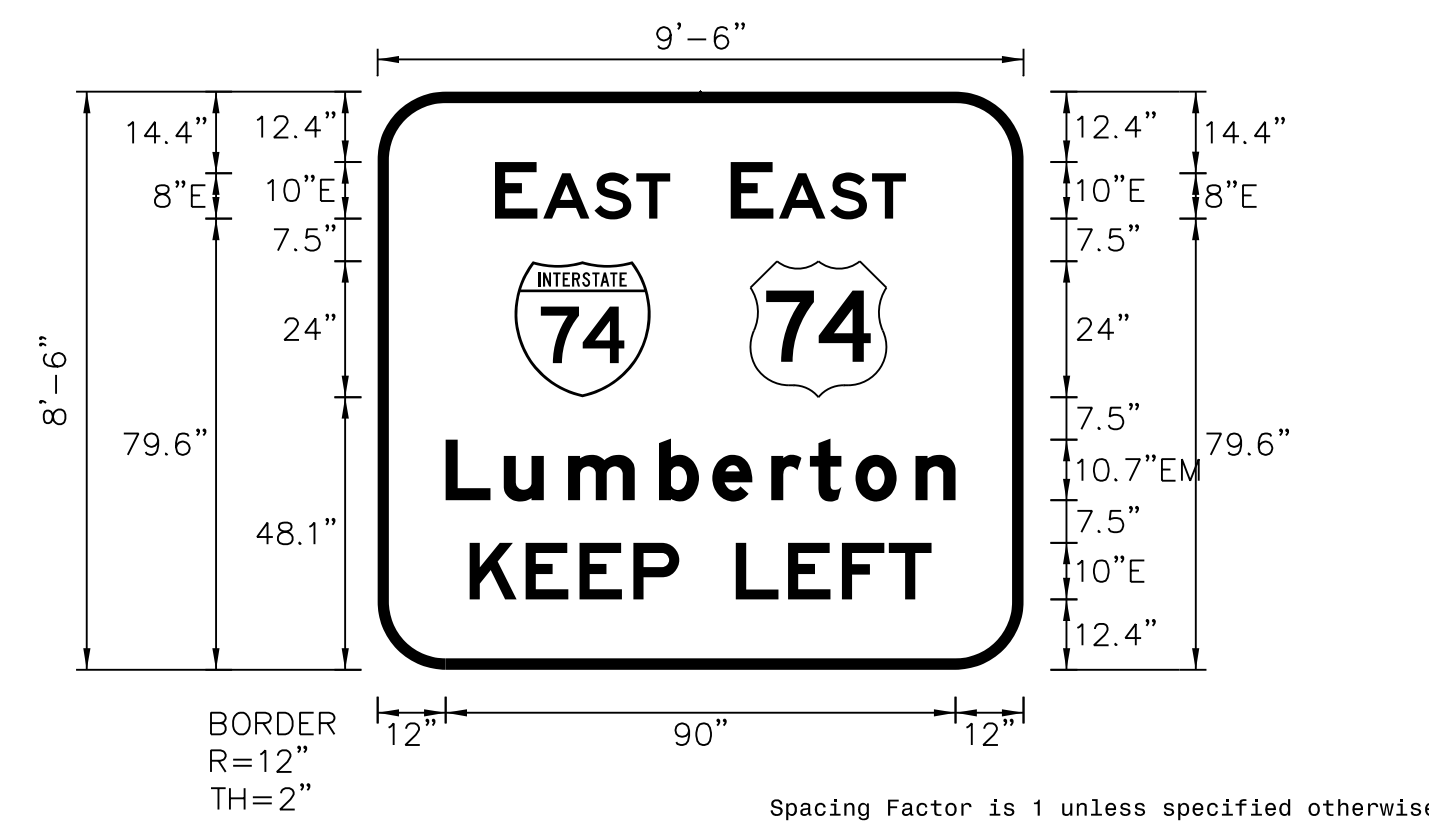
SIGN NUMBER: 108
 TYPE: A
 QUANTITY: 1
 SIGN WIDTH: 9'-6"
 HEIGHT: 8'-6"
 TOTAL AREA: 80.8 Sq.Ft.
 BORDER TYPE: FLUSH
 RECESS: 0"
 WIDTH: 2"
 RADII: 12"
 NO. Z BARS: 3
 LENGTH: 106.0

BACKG COLOR: Green
 COPY COLOR: White

SYMBOL	X	Y	WID	HT
M1_1	24.2	48.1	24	24
M1_4	65.8	48.1	24	24

MAT'L: 0.125" ALUMINUM

DESIGN BY: MCB
 PROJECT ID: R-3421A
 CHECKED BY: TRT/ADK
 DIV: 08
 DATE: May 2019



LETTER POSITIONS

Letter spacings are to start of next letter											Series/Size	Text Length
E	A	S	T								E 2000	30.9
20.7	7.5	1	9	7.4	6	62.4					E 2000	30.9
E	A	S	T								E 2000	30.9
62.4	7.5	1	9	7.4	6	20.7					EM 2000	90
L	u	m	b	e	r	t	o	n			E 2000	81.5
12	10.3	11.3	16	9.4	10.4	6.8	8	10.6	7.1	12	E 2000	81.5
K	E	E	P	L	E	F	T					
16.3	9.9	9.5	9.5	8.1	10	9.2	9.5	8.3	7.5	16.3		

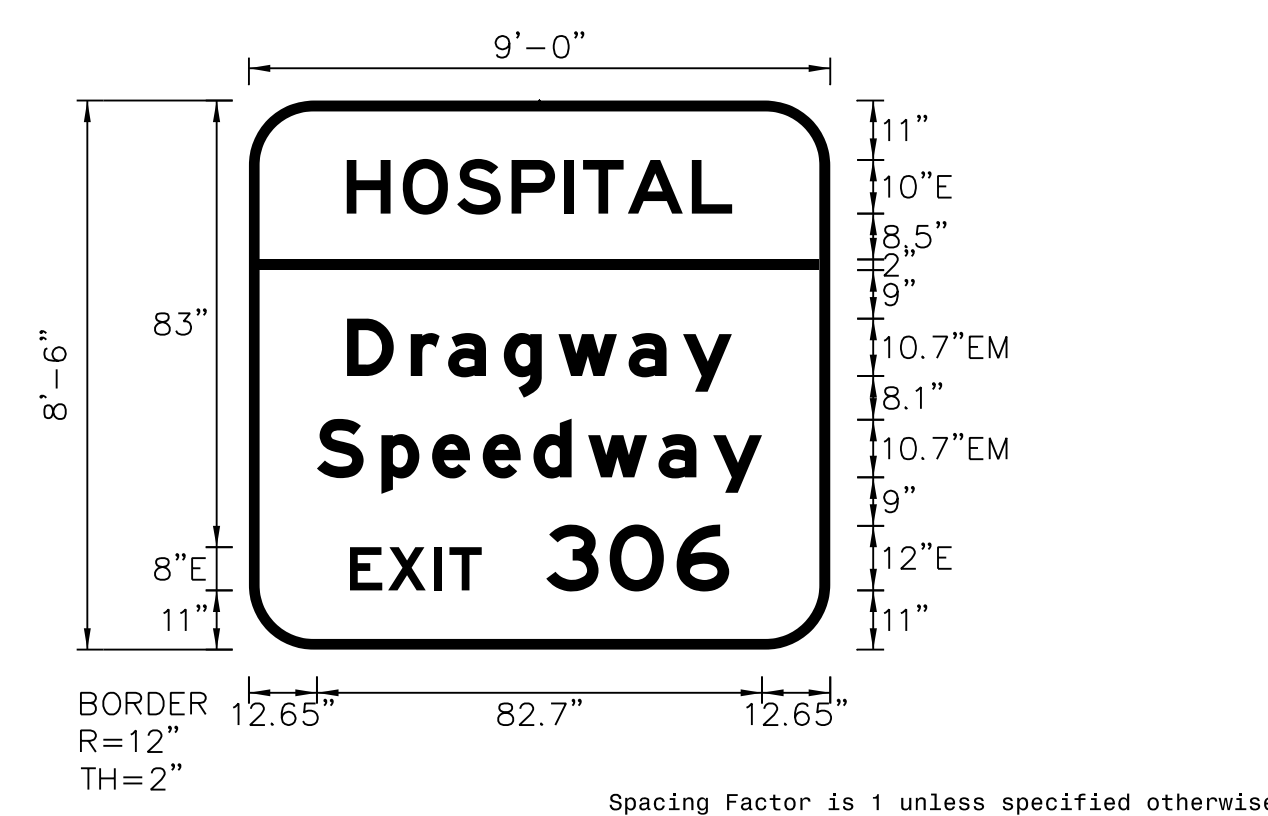
SIGN NUMBER: 110
 TYPE: A
 QUANTITY: 1
 SIGN WIDTH: 9'-0"
 HEIGHT: 8'-6"
 TOTAL AREA: 76.5 Sq.Ft.
 BORDER TYPE: FLUSH
 RECESS: 0"
 WIDTH: 2"
 RADII: 12"
 NO. Z BARS: 3
 LENGTH: 100.0

BACKG COLOR: Blue/Green
 COPY COLOR: White/White

SYMBOL	X	Y	WID	HT
--------	---	---	-----	----

MAT'L: 0.125" ALUMINUM

DESIGN BY: JTT
 PROJECT ID: R-3421A
 CHECKED BY: TRT/ADK
 DIV: 08
 DATE: May 2019



LETTER POSITIONS

Letter spacings are to start of next letter											Series/Size	Text Length
H	O	S	P	I	T	A	L				E 2000	71.6
18.2	10.4	10.1	10.1	9.8	3.5	8.3	11.9	7.5	18.2		EM 2000	71.5
D	r	a	g	w	a	y					EM 2000	82.7
18.3	11.8	6.9	10.3	10.1	13	10.1	9.1	18.3			E 2000	70.4
S	p	e	e	d	w	a	y					
12.6	12	9.4	9.4	9.4	10.2	13.1	10.2	9.1	12.6			
E	X	I	T									
18.8	7.1	8.6	2.8	6	12	11.8	12.5	9.7	18.8			

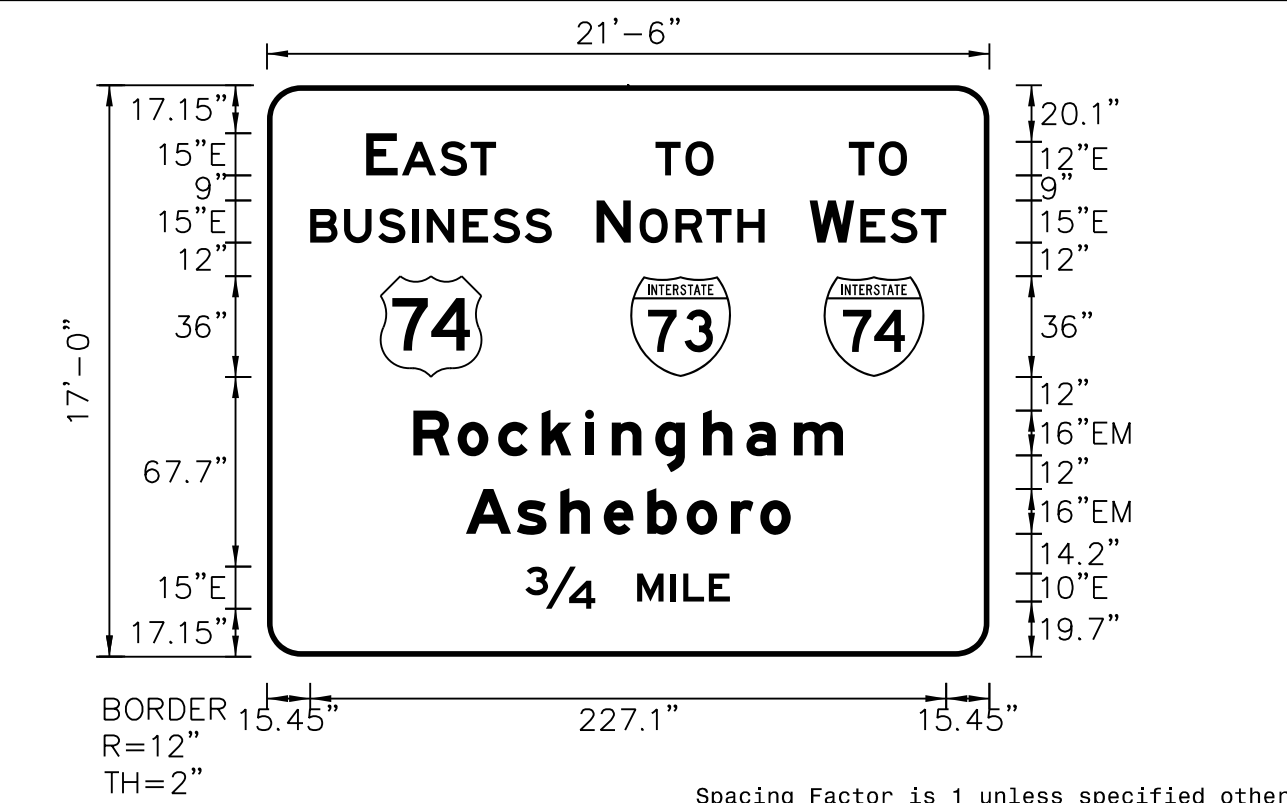
SIGN NUMBER: 109B
 TYPE: A
 QUANTITY: 1
 SIGN WIDTH: 21'-6"
 HEIGHT: 17'-0"
 TOTAL AREA: 3374.4 Sq.Ft.
 BORDER TYPE: FLUSH
 RECESS: 0"
 WIDTH: 2"
 RADII: 12"
 NO. Z BARS: 6
 LENGTH: 250.0

BACKG COLOR: Green
 COPY COLOR: White

SYMBOL	X	Y	WID	HT
M1_4	115.6	152.3	36	36
M1_1	204.7	152.3	36	36
M1_1	273.8	152.3	36	36

MAT'L: 0.125" ALUMINUM

DESIGN BY: MCB
 PROJECT ID: R-3421A
 CHECKED BY: TRT/ADK
 DIV: 08
 DATE: May 2019



LETTER POSITIONS

Letter spacings are to start of next letter											Series/Size	Text Length
E	A	S	T								E 2000	46.4
110.4	11.3	1.5	13.6	11	9	226.3					E 2000	20.8
T	O										E 2000	20.8
213.7	10.7	10.1	148.6								E 2000	20.8
T	O										E 2000	20.8
282.8	10.7	10.1	79.5								E 2000	86.3
B	U	S	I	N	E	S	S				E 2000	86.3
90.4	12.1	12.1	12.1	5.3	12.8	10.7	11.4	9.7	206.4		E 2000	59.9
N	O	R	T	H							E 2000	59.9
192.7	12.2	3.1	12.8	11	11	9.7	30.4				E 2000	48.8
W	E	S	T								E 2000	48.8
268.8	15.9	2.2	10.7	11	9	65.5					EM 2000	153.4
R	o	c	k	i	n	g	h	a	m		EM 2000	153.4
127.3	15.8	14.4	15.5	15.5	9.6	15.5	17	15.5	17	17.6	EM 2000	116
A	s	h	e	b	o	r	o				E 2000	73.1
146	18.2	15.5	15.5	14.1	15.8	10.4	10.9	121.1			E 2000	73.1
3/4	M	I	L	E								
167.2	25	15	12	4.4	9.2	7.5	142.8					

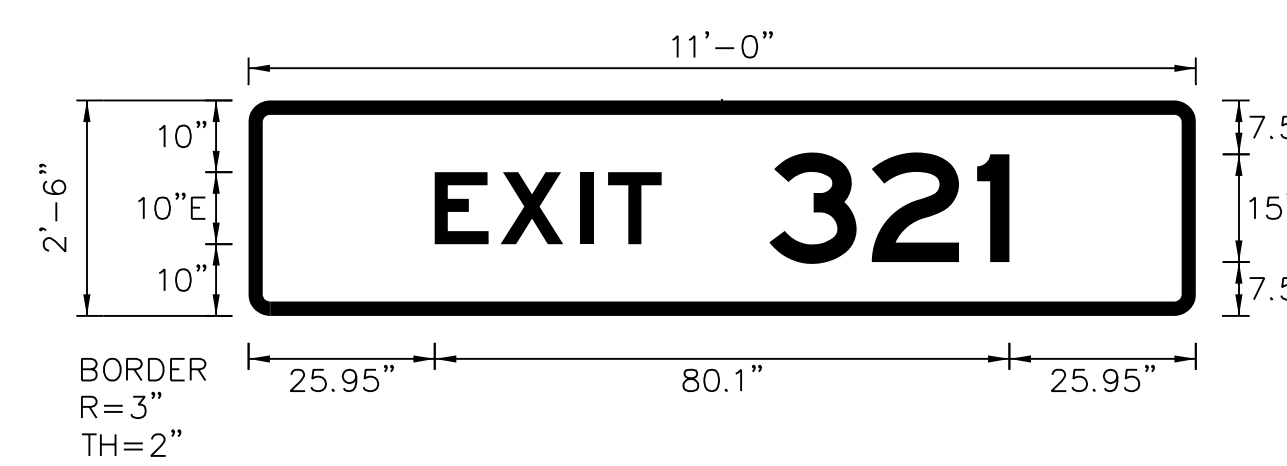
SIGN NUMBER: 111A,112A
 TYPE: B
 QUANTITY: 2
 SIGN WIDTH: 11'-0"
 HEIGHT: 2'-6"
 TOTAL AREA: 27.5 Sq.Ft.
 BORDER TYPE: FLUSH
 RECESS: 0"
 WIDTH: 2"
 RADII: 3"
 NO. Z BARS: 2
 LENGTH: 124.0

BACKG COLOR: Green
 COPY COLOR: White

SYMBOL	X	Y	WID	HT
--------	---	---	-----	----

MAT'L: 0.125" ALUMINUM

DESIGN BY: JTT
 PROJECT ID: R-3421A
 CHECKED BY: TRT/ADK
 DIV: 08
 DATE: May 2019



LETTER POSITIONS

Letter spacings are to start of next letter						Series/Size	Text Length
E	X	I	T			E 2000	31.6
26	9.2	11.1	3.8	7.5	74.4	E 2000	33.5
3	2	1					
72.6	14.2	14.7	4.5	26			


TIP NO. R-3421A SHEET NO. SIGN-4K

APPROVED: *Andrew D. Klimsiek*
 DATE: 7/5/2019

SEAL

DOCUMENT NOT CONSIDERED FINAL UNLESS ALL SIGNATURES COMPLETED

APPROVED: *Andrew D. Klimsiek*
E3078F8459E44B
 DATE: 7/5/2019



**DOCUMENT NOT CONSIDERED FINAL
UNLESS ALL SIGNATURES COMPLETED**

SIGN NUMBER: 111B BACKG COLOR: Green
 TYPE: A COPY COLOR: White
 QUANTITY: 1

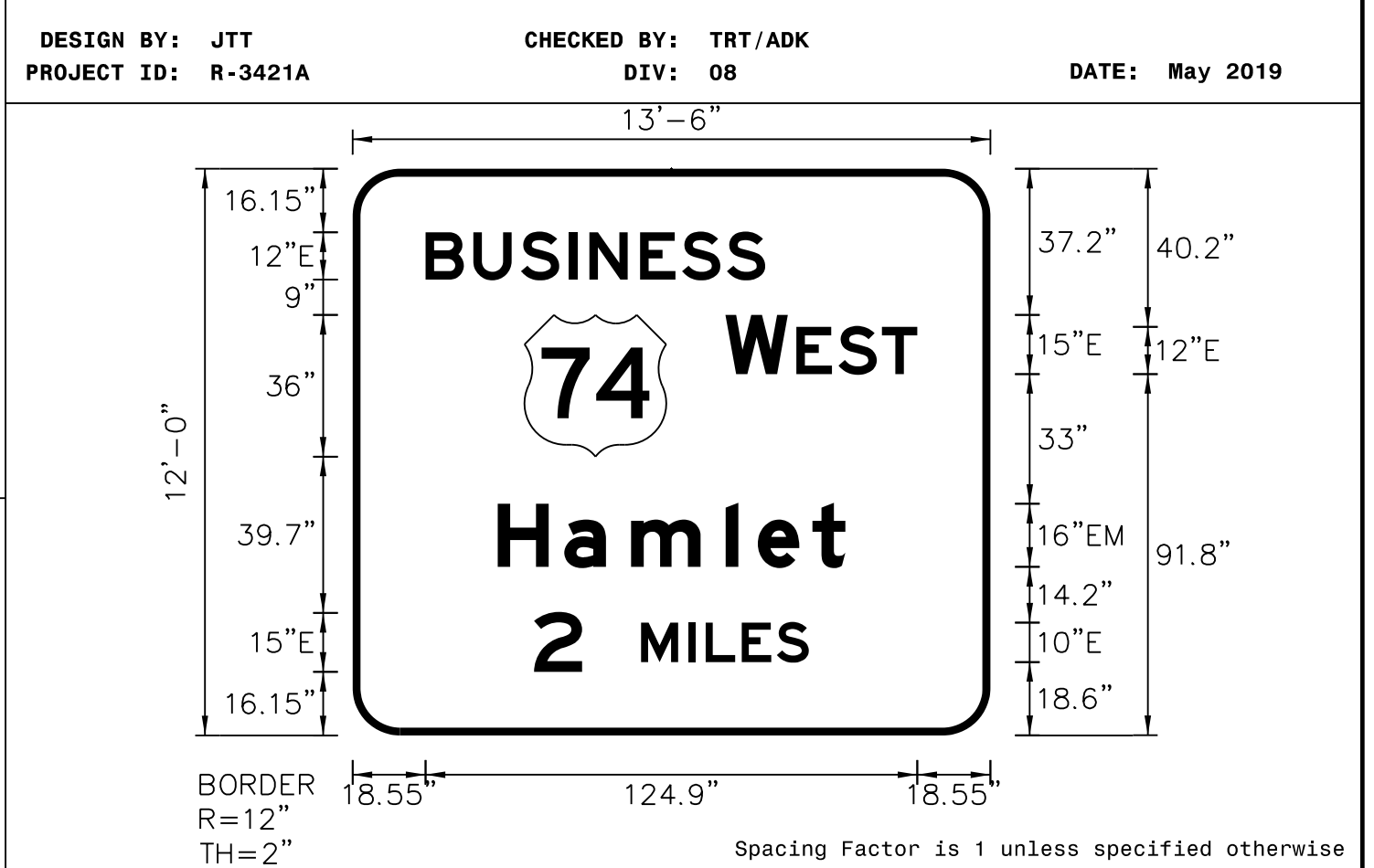
SYMBOL	X	Y	WID	HT
M1_4	43.7	70.9	36	36

SIGN WIDTH: 13'-6"
 HEIGHT: 12'-0"
 TOTAL AREA: 162.0 Sq.Ft.

BORDER TYPE: FLUSH
 RECESS: 0"
 WIDTH: 2"
 RADII: 12"

MAT'L: 0.125" ALUMINUM

NO. Z BARS: 3
 LENGTH: 154.0



NOTES:
 1. Legend and border shall be direct applied Grade C reflective sheeting.
 2. Shield shall be Grade C reflective sheeting on 0.032" aluminum and demountable.
 3. Background shall be Grade C reflective sheeting.

LETTER POSITIONS

Letter spacings are to start of next letter											Series/Size
											Text Length
18.5	12.1	12.1	12.1	5.3	12.8	10.7	11.4	9.7	57.2		E 2000
											86.3
94.7	15.9	2.2	10.7	11	9	18.5					E 2000
											48.8
36.8	17	17	24	8.2	13.9	8.3	36.8				EM 2000
											88.3
46.1	12.2	15	12	4.4	9.2	8.9	8.1	46.1			E 2000
											69.8

SIGN NUMBER: 112B BACKG COLOR: Green
 TYPE: A COPY COLOR: White
 QUANTITY: 1

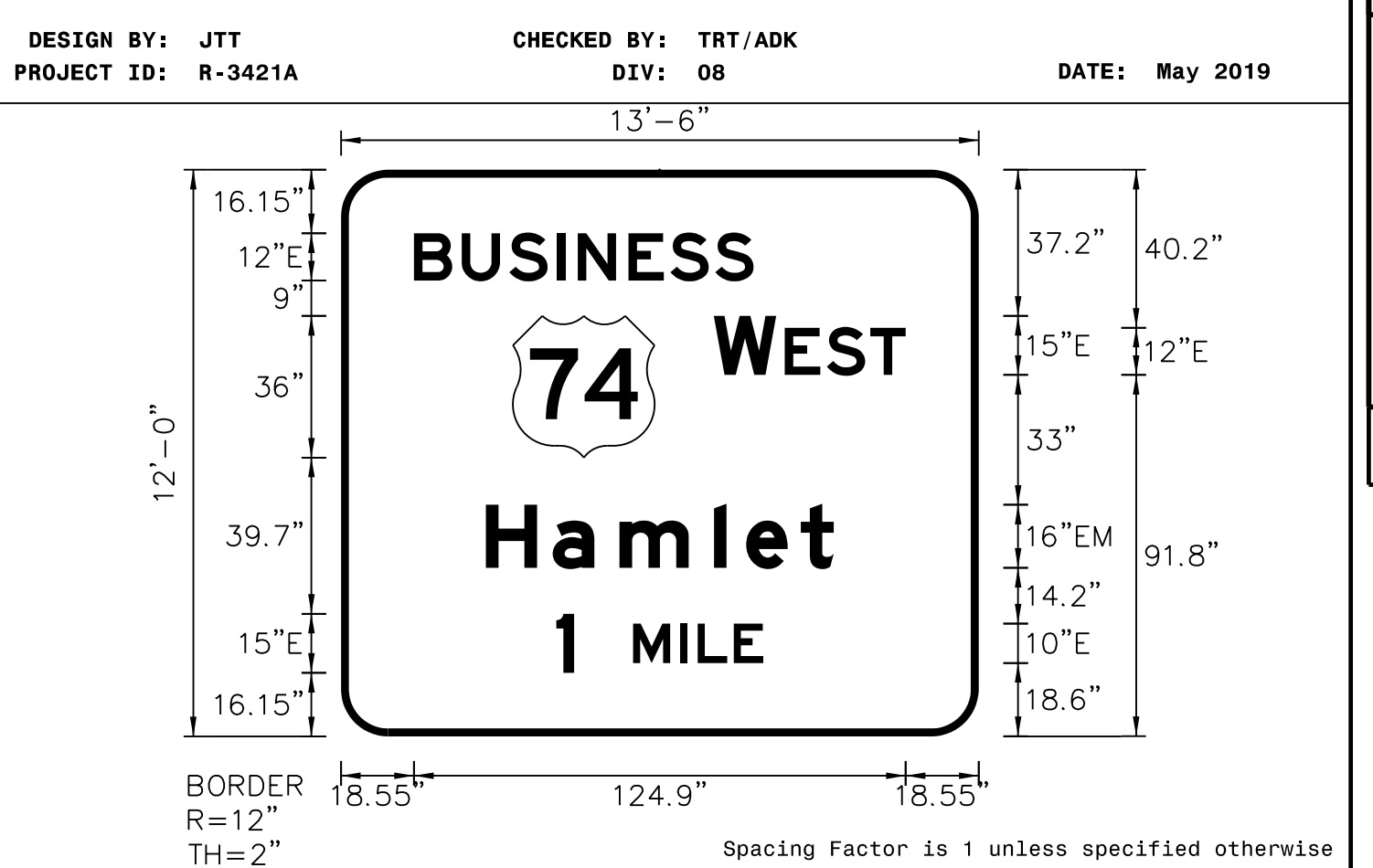
SYMBOL	X	Y	WID	HT
M1_4	43.7	70.9	36	36

SIGN WIDTH: 13'-6"
 HEIGHT: 12'-0"
 TOTAL AREA: 162.0 Sq.Ft.

BORDER TYPE: FLUSH
 RECESS: 0"
 WIDTH: 2"
 RADII: 12"

MAT'L: 0.125" ALUMINUM

NO. Z BARS: 3
 LENGTH: 154.0



NOTES:
 1. Legend and border shall be direct applied Grade C reflective sheeting.
 2. Shield shall be Grade C reflective sheeting on 0.032" aluminum and demountable.
 3. Background shall be Grade C reflective sheeting.

LETTER POSITIONS

Letter spacings are to start of next letter											Series/Size
											Text Length
18.5	12.1	12.1	12.1	5.3	12.8	10.7	11.4	9.7	57.2		E 2000
											86.3
94.7	15.9	2.2	10.7	11	9	18.5					E 2000
											48.8
36.8	17	17	24	8.2	13.9	8.3	36.8				EM 2000
											88.3
54.7	4.5	15	12	4.4	9.2	7.5	54.7				E 2000
											52.6

SIGN NUMBER: 113 BACKG COLOR: Green/Brown
 TYPE: A COPY COLOR: White/White
 QUANTITY: 1

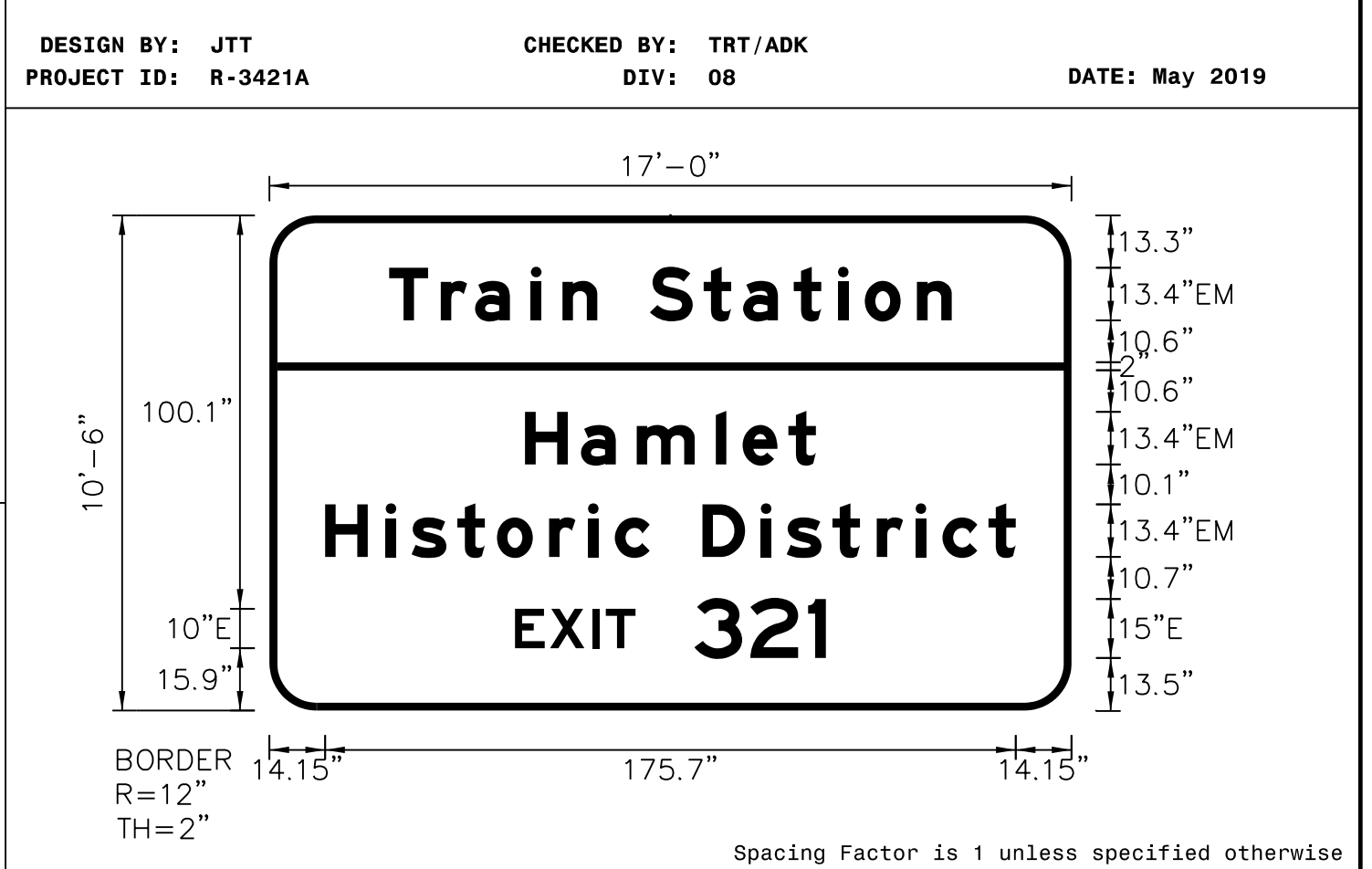
SYMBOL	X	Y	WID	HT

SIGN WIDTH: 17'-0"
 HEIGHT: 10'-6"
 TOTAL AREA: 178.5 Sq.Ft.

BORDER TYPE: FLUSH
 RECESS: 0"
 WIDTH: 2"
 RADII: 12"

MAT'L: 0.125" ALUMINUM

NO. Z BARS: 3
 LENGTH: 196.0



NOTES:
 1. Legend and border shall be direct applied Grade C reflective sheeting.
 2. Background shall be Grade C reflective sheeting.

LETTER POSITIONS

Letter spacings are to start of next letter														Series/Size						
														Text Length						
30.4	13.1	8.7	14.2	8	8.8	13.4	13.7	10	12.9	11.3	6.8	13.3	8.8	30.4	EM 2000					
															143.1					
65	14.2	14.2	20.1	6.8	11.7	7	65								EM 2000					
															74					
14.2	15.4	6.6	11.7	10.1	13.3	9.9	6.8	8.8	13.4	14.9	6.6	11.7	11.3	9.9	6.8	11.7	7	14.2	EM 2000	
																				175.7
62.5	8.9	10.7	3.5	7.5	15	14.2	14.7	4.5	62.5											E 2000
																				79.1

SIGN NUMBER: 114A BACKG COLOR: Green
 TYPE: B COPY COLOR: White
 QUANTITY: 1

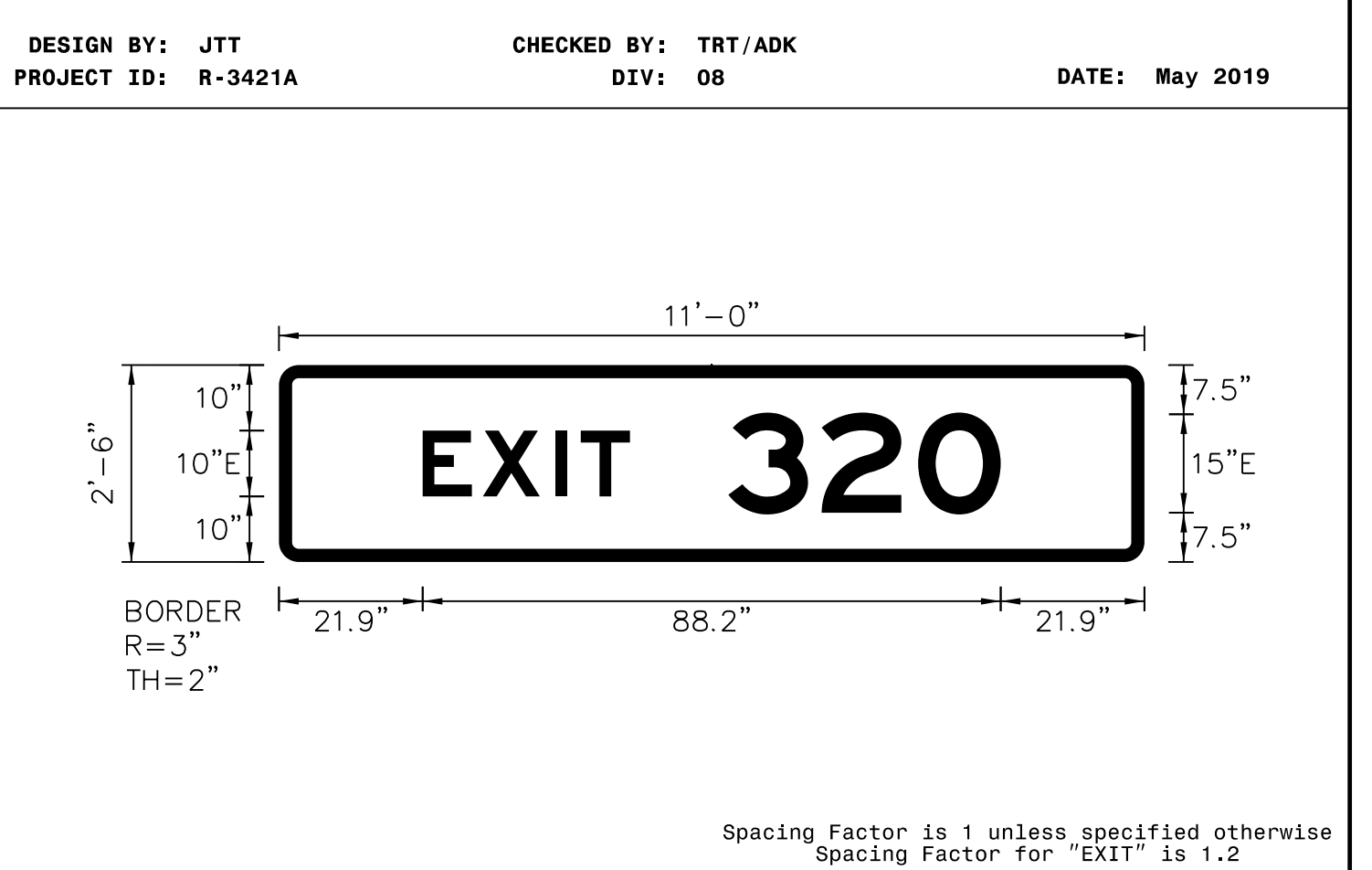
SYMBOL	X	Y	WID	HT

SIGN WIDTH: 11'-0"
 HEIGHT: 2'-6"
 TOTAL AREA: 27.5 Sq.Ft.

BORDER TYPE: FLUSH
 RECESS: 0"
 WIDTH: 2"
 RADII: 3"

MAT'L: 0.125" ALUMINUM

NO. Z BARS: 2
 LENGTH: 124.0



NOTES:
 1. Legend and border shall be direct applied Grade C reflective sheeting.
 2. Background shall be Grade C reflective sheeting.
 3. Use Attachment Method II.
 4. Proposed support spacing is 7.50'.

LETTER POSITIONS

Letter spacings are to start of next letter							Series/Size
							Text Length
21.9	9.2	11.1	3.8	7.5	78.5		E 2000
							31.6
68.5	14.2	14.7	12.6	21.9			E 2000
							41.6

APPROVED: *Andrew D. Klimbsiek*
E3078FB459E44B
 DATE: 7/5/2019

SEAL



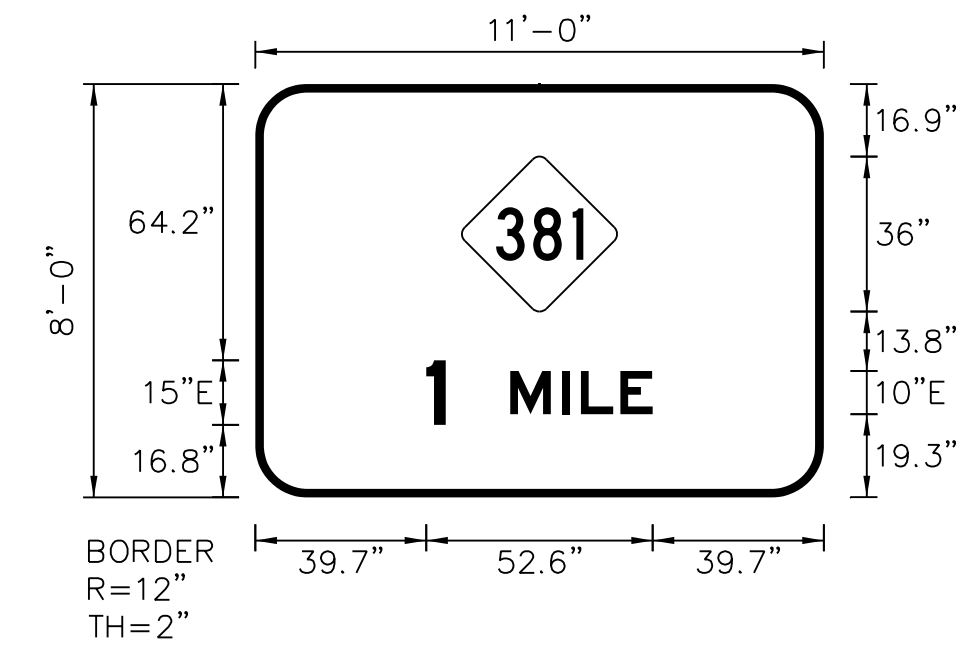
**DOCUMENT NOT CONSIDERED FINAL
UNLESS ALL SIGNATURES COMPLETED**

SIGN NUMBER: 114B
 TYPE: A
 QUANTITY: 1
 SIGN WIDTH: 11'-0"
 HEIGHT: 8'-0"
 TOTAL AREA: 88.0 Sq.Ft.
 BORDER TYPE: FLUSH
 RECESS: 0"
 WIDTH: 2"
 RADII: 12"
 NO. Z BARS: 3
 LENGTH: 124.0

SYMBOL	X	Y	WID	HT
NC363A	48	43.1	36	36

MAT'L: 0.125" ALUMINUM

DESIGN BY: JTT
 PROJECT ID: R-3421A
 CHECKED BY: TRT/ADK
 DIV: 08
 DATE: May 2019



NOTES:
 1. Legend and border shall be direct applied Grade C reflective sheeting.
 2. Shield shall be Grade C reflective sheeting on 0.032" aluminum and demountable.
 3. Background shall be Grade C reflective sheeting.
 4. Proposed support spacing is 7.50'.

LETTER POSITIONS

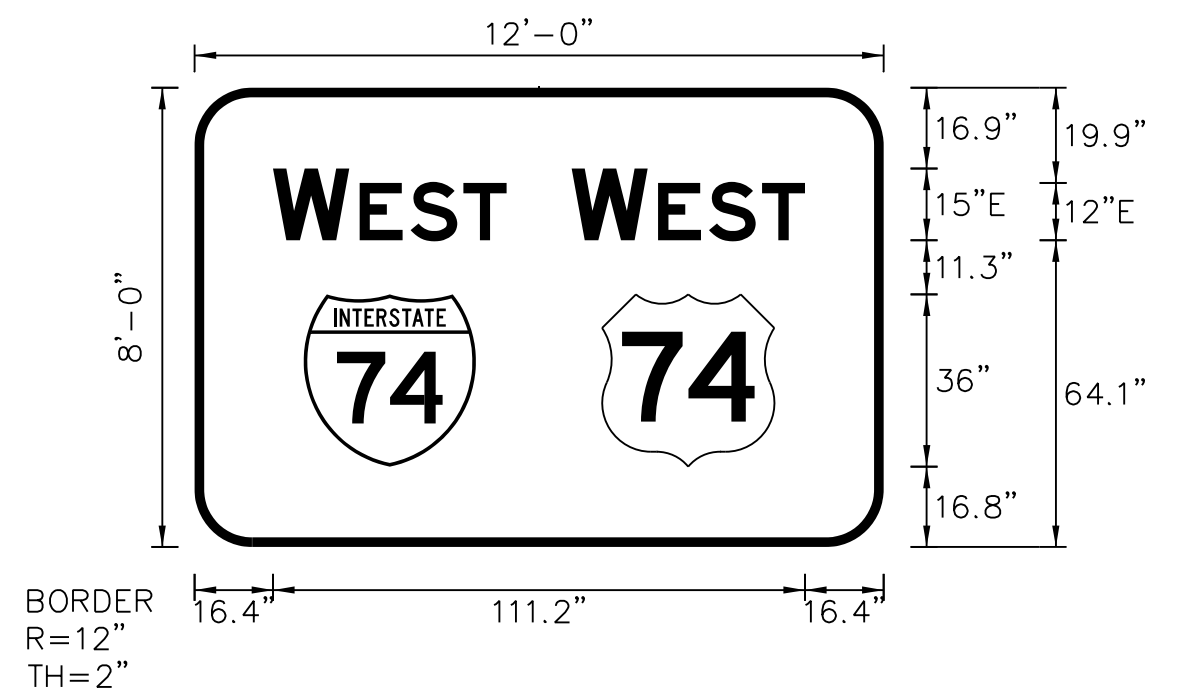
Letter spacings are to start of next letter										Series/Size
										Text Length
										E 2000
39.7	4.5	15	12	4.4	9.2	7.5	39.7			52.6

SIGN NUMBER: 116,119,123,133
 TYPE: A
 QUANTITY: 4
 SIGN WIDTH: 12'-0"
 HEIGHT: 8'-0"
 TOTAL AREA: 96.0 Sq.Ft.
 BORDER TYPE: FLUSH
 RECESS: 0"
 WIDTH: 2"
 RADII: 12"
 NO. Z BARS: 3
 LENGTH: 136.0

SYMBOL	X	Y	WID	HT
M1_1	22.8	16.8	36	36
M1_4	85.2	16.8	36	36

MAT'L: 0.125" ALUMINUM

DESIGN BY: JTT
 PROJECT ID: R-3421A
 CHECKED BY: TRT/ADK
 DIV: 08
 DATE: May 2019



NOTES:
 1. Legend and border shall be direct applied Grade C reflective sheeting.
 2. Shields shall be Grade C reflective sheeting on 0.032" aluminum and demountable.
 3. Background shall be Grade C reflective sheeting.
 4. Proposed support spacing is 7.50'.

LETTER POSITIONS

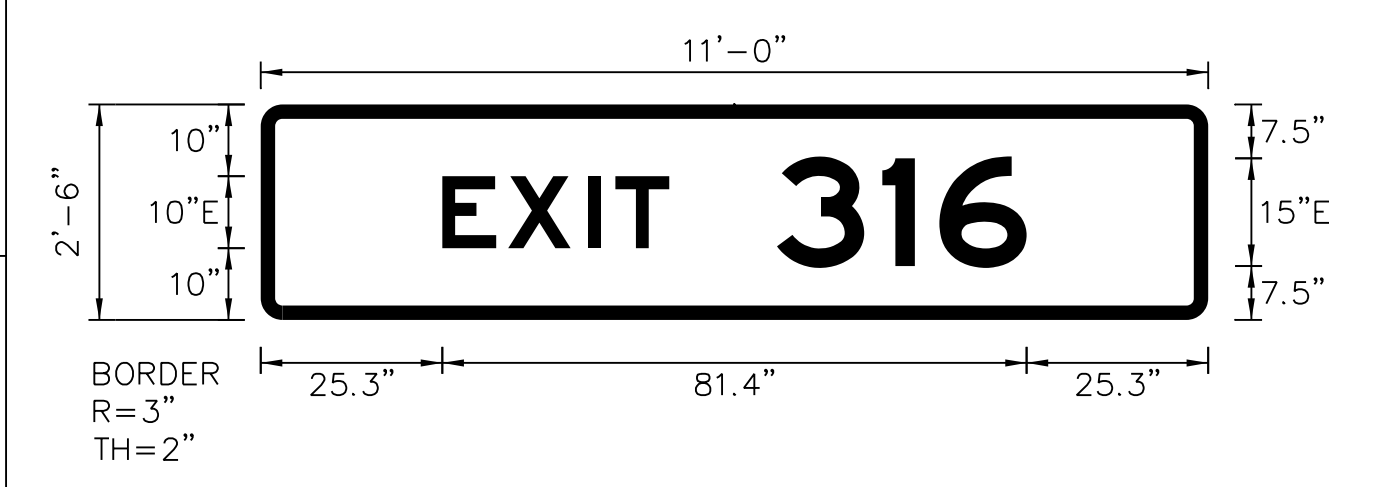
Letter spacings are to start of next letter										Series/Size
										Text Length
										E 2000
16.4	15.9	2.2	10.7	11	9	78.8				48.8
										E 2000
78.8	15.9	2.2	10.7	11	9	16.4				48.8

SIGN NUMBER: 118A,120A,126A
 TYPE: B
 QUANTITY: 4
 SIGN WIDTH: 11'-0"
 HEIGHT: 2'-6"
 TOTAL AREA: 27.5 Sq.Ft.
 BORDER TYPE: FLUSH
 RECESS: 0"
 WIDTH: 2"
 RADII: 3"
 NO. Z BARS: 2
 LENGTH: 124.0

SYMBOL	X	Y	WID	HT
NC363A	48	72.4	36	36

MAT'L: 0.125" ALUMINUM

DESIGN BY: JTT
 PROJECT ID: R-3421A
 CHECKED BY: TRT/ADK
 DIV: 08
 DATE: May 2019



NOTES:
 1. Legend and border shall be direct applied Grade C reflective sheeting.
 2. Background shall be Grade C reflective sheeting.
 3. Use Attachment Method 1-R.
 4. Signs 118A and 128A proposed support spacing is 7.50'.
 5. Signs 120A and 126A standard support spacing.

LETTER POSITIONS

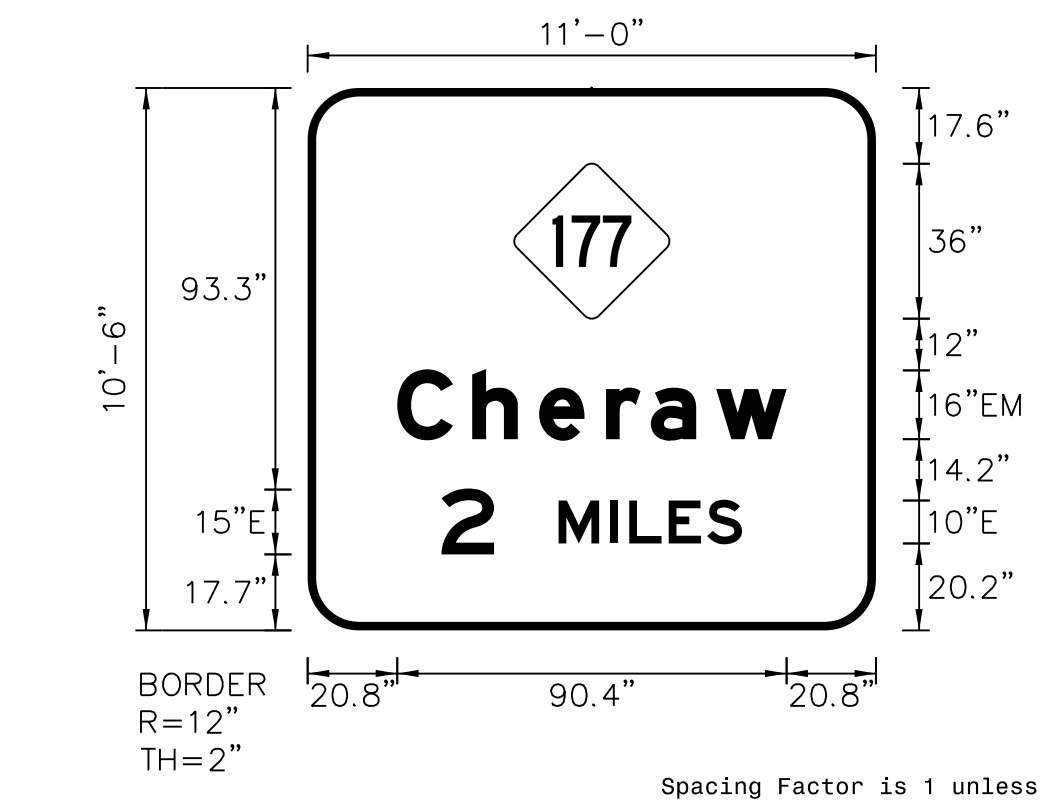
Letter spacings are to start of next letter										Series/Size
										Text Length
										E 2000
25.3	9.2	11.1	3.8	7.5	75.1					31.6
										E 2000
71.9	14.7	7.9	12.2	25.3						34.8

SIGN NUMBER: 118B
 TYPE: A
 QUANTITY: 1
 SIGN WIDTH: 11'-0"
 HEIGHT: 10'-6"
 TOTAL AREA: 115.5 Sq.Ft.
 BORDER TYPE: FLUSH
 RECESS: 0"
 WIDTH: 2"
 RADII: 12"
 NO. Z BARS: 3
 LENGTH: 124.0

SYMBOL	X	Y	WID	HT
NC363A	48	72.4	36	36

MAT'L: 0.125" ALUMINUM

DESIGN BY: JTT
 PROJECT ID: R-3421A
 CHECKED BY: TRT/ADK
 DIV: 08
 DATE: May 2019




NOTES:
 1. Legend and border shall be direct applied Grade C reflective sheeting.
 2. Shield shall be Grade C reflective sheeting on 0.032" aluminum and demountable.
 3. Background shall be Grade C reflective sheeting.
 4. Proposed support spacing is 7.50'.

LETTER POSITIONS

Letter spacings are to start of next letter										Series/Size
										Text Length
										EM 2000
20.8	17.4	15.5	15.5	10.4	15.2	16.3	20.8			90.4
										E 2000
31.1	12.2	15	12	4.4	9.2	8.9	8.1	31.1		69.8

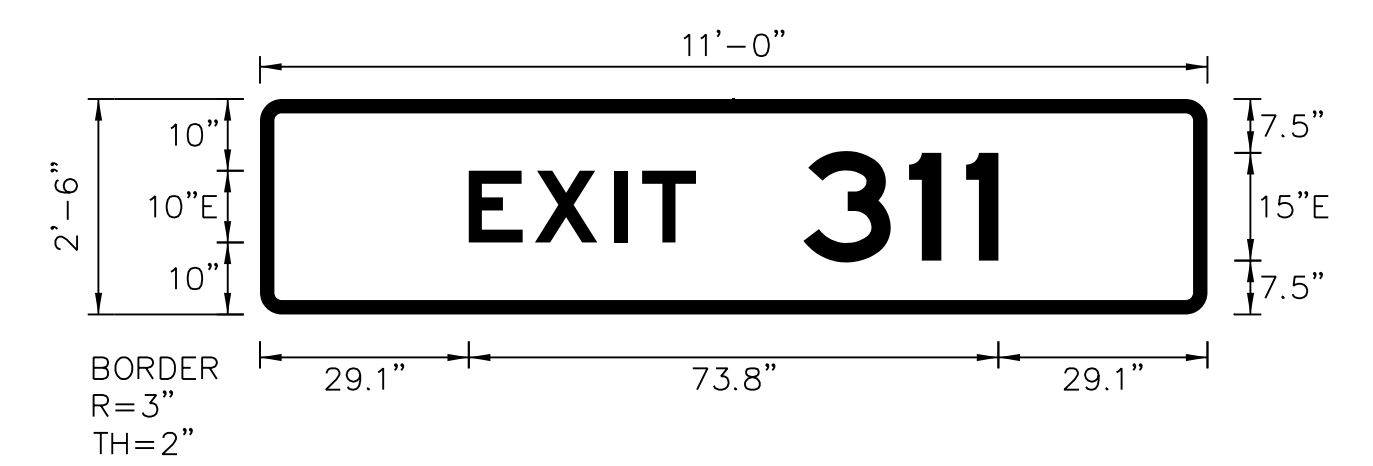
APPROVED: *Andrew D. Klimsiek*
E3078F8459E44B
 DATE: 7/5/2019



**DOCUMENT NOT CONSIDERED FINAL
UNLESS ALL SIGNATURES COMPLETED**

SIGN NUMBER: 127A,130A,131A; BACKG COLOR: Green
 134A,135A,138A COPY COLOR: White
 TYPE: B
 QUANTITY: 6
 SIGN WIDTH: 11'-0"
 HEIGHT: 2'-6"
 TOTAL AREA: 27.5 Sq.Ft.
 BORDER TYPE: FLUSH
 RECESS: 0"
 WIDTH: 2"
 RADII: 3"
 NO. Z BARS: 2
 LENGTH: 124.0
 MAT'L: 0.125" ALUMINUM

DESIGN BY: JTT CHECKED BY: TRT/ADK
 PROJECT ID: R-3421A DIV: 08 DATE: May 2019



Spacing Factor is 1 unless specified otherwise
 Spacing Factor for "EXIT" is 1.2

- NOTES:
 1. Legend and border shall be direct applied Grade C reflective sheeting.
 2. Background shall be Grade C reflective sheeting.
 3. Use Attachment Method 1-R.

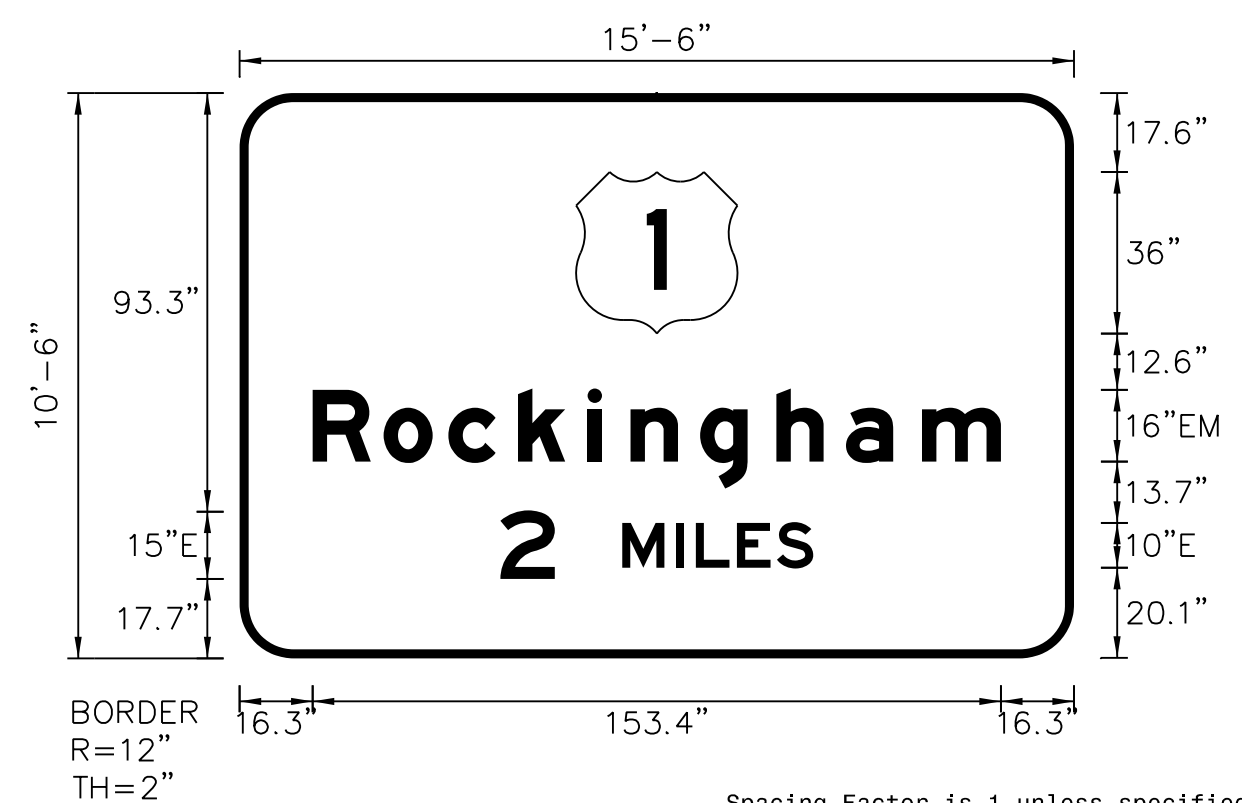
LETTER POSITIONS

Letter spacings are to start of next letter

	E	X	I	T																		Series/Size Text Length
	29.1	9.2	11.1	3.8	7.5	71.3																E 2000 31.6
		3	1	1																		E 2000 27.2
	75.7	14.7	8	4.5	29.1																	

SIGN NUMBER: 127B BACKG COLOR: Green
 TYPE: A COPY COLOR: White
 QUANTITY: 1
 SIGN WIDTH: 15'-6"
 HEIGHT: 10'-6"
 TOTAL AREA: 162.8 Sq.Ft.
 BORDER TYPE: FLUSH
 RECESS: 0"
 WIDTH: 2"
 RADII: 12"
 NO. Z BARS: 3
 LENGTH: 178.0
 MAT'L: 0.125" ALUMINUM

DESIGN BY: MCB CHECKED BY: TRT/ADK
 PROJECT ID: R-3421A DIV: 08 DATE: May 2019



Spacing Factor is 1 unless specified otherwise

- NOTES:
 1. Legend and border shall be direct applied Grade C reflective sheeting.
 2. Shield shall be Grade C reflective sheeting on 0.032" aluminum and demountable.
 3. Background shall be Grade C reflective sheeting.

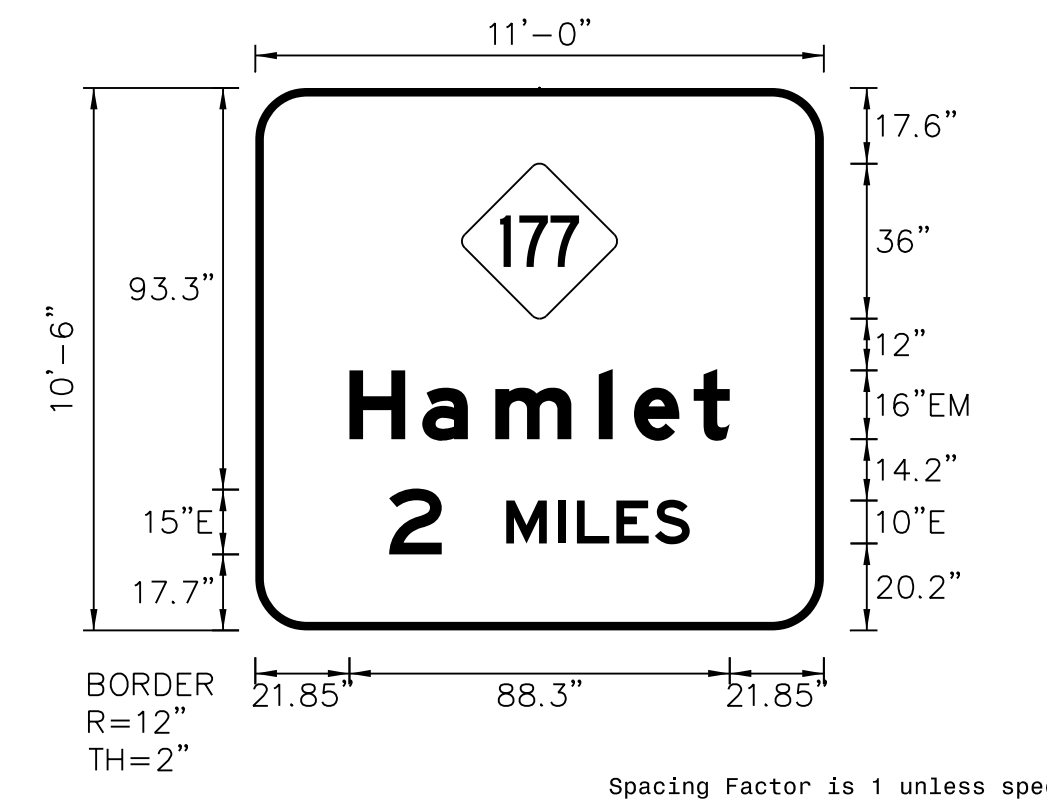
LETTER POSITIONS

Letter spacings are to start of next letter

	R	o	c	k	i	n	g	h	a	m													Series/Size Text Length
	16.3	15.8	14.4	15.5	15.5	9.6	15.5	17	15.5	17	17.6	16.3											EM 2000 153.4
		2		M	I	L	E	S															E 2000 69.8
	58.1	12.2	15	12	4.4	9.2	8.9	8.1	58.1														

SIGN NUMBER: 128B BACKG COLOR: Green
 TYPE: A COPY COLOR: White
 QUANTITY: 1
 SIGN WIDTH: 11'-0"
 HEIGHT: 10'-6"
 TOTAL AREA: 115.5 Sq.Ft.
 BORDER TYPE: FLUSH
 RECESS: 0"
 WIDTH: 2"
 RADII: 12"
 NO. Z BARS: 3
 LENGTH: 124.0
 MAT'L: 0.125" ALUMINUM

DESIGN BY: JTT CHECKED BY: TRT/ADK
 PROJECT ID: R-3421A DIV: 08 DATE: May 2019



Spacing Factor is 1 unless specified otherwise

- NOTES:
 1. Legend and border shall be direct applied Grade C reflective sheeting.
 2. Shield shall be Grade C reflective sheeting on 0.032" aluminum and demountable.
 3. Background shall be Grade C reflective sheeting.
 4. Proposed support spacing is 7.50'.

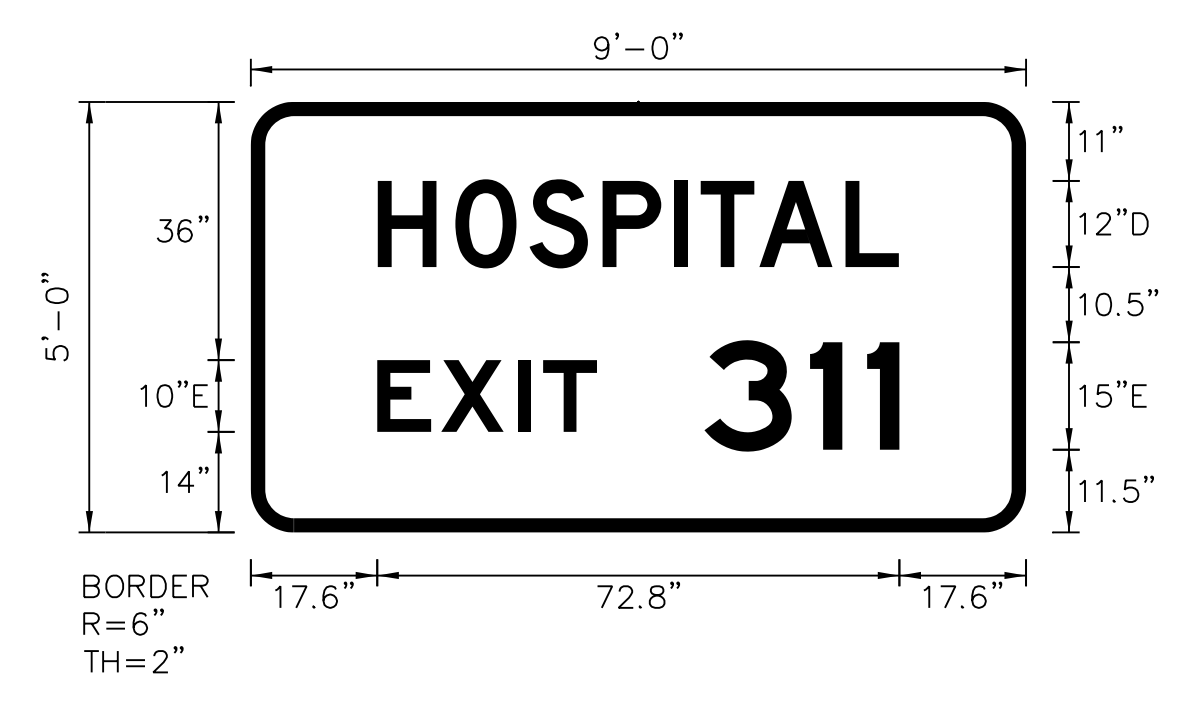
LETTER POSITIONS

Letter spacings are to start of next letter

	H	a	m	l	e	t																	Series/Size Text Length
	21.8	17	17	24	8.2	13.9	8.3	21.8															EM 2000 88.3
		2		M	I	L	E	S															E 2000 69.8
	31.1	12.2	15	12	4.4	9.2	8.9	8.1	31.1														

SIGN NUMBER: 129 BACKG COLOR: Blue
 TYPE: A COPY COLOR: White
 QUANTITY: 1
 SIGN WIDTH: 9'-0"
 HEIGHT: 5'-0"
 TOTAL AREA: 45.0 Sq.Ft.
 BORDER TYPE: FLUSH
 RECESS: 0"
 WIDTH: 2"
 RADII: 6"
 NO. Z BARS: 2
 LENGTH: 100.0
 MAT'L: 0.125" ALUMINUM

DESIGN BY: JTT CHECKED BY: TRT/ADK
 PROJECT ID: R-3421A DIV: 08 DATE: May 2019



Spacing Factor is 1 unless specified otherwise


- NOTES:
 1. Legend and border shall be direct applied Grade C reflective sheeting.
 2. Background shall be Grade C reflective sheeting.

LETTER POSITIONS

Letter spacings are to start of next letter

	H	O	S	P	I	T	A	L															Series/Size Text Length
	17.7	10.8	10.3	10.2	10	3.7	8.2	12	7.4	17.7													D 2000 72.6
																							E 2000 72.8
	17.6	8.9	10.7	3.5	7.5	15	14.7	7.9	4.5	17.6													

APPROVED: *Andrew D. Klincksiek*
E3078F8459E44B
 DATE: 7/5/2019



**DOCUMENT NOT CONSIDERED FINAL
UNLESS ALL SIGNATURES COMPLETED**

SIGN NUMBER: 130B BACKG COLOR: Green
 TYPE: A COPY COLOR: White
 QUANTITY: 1

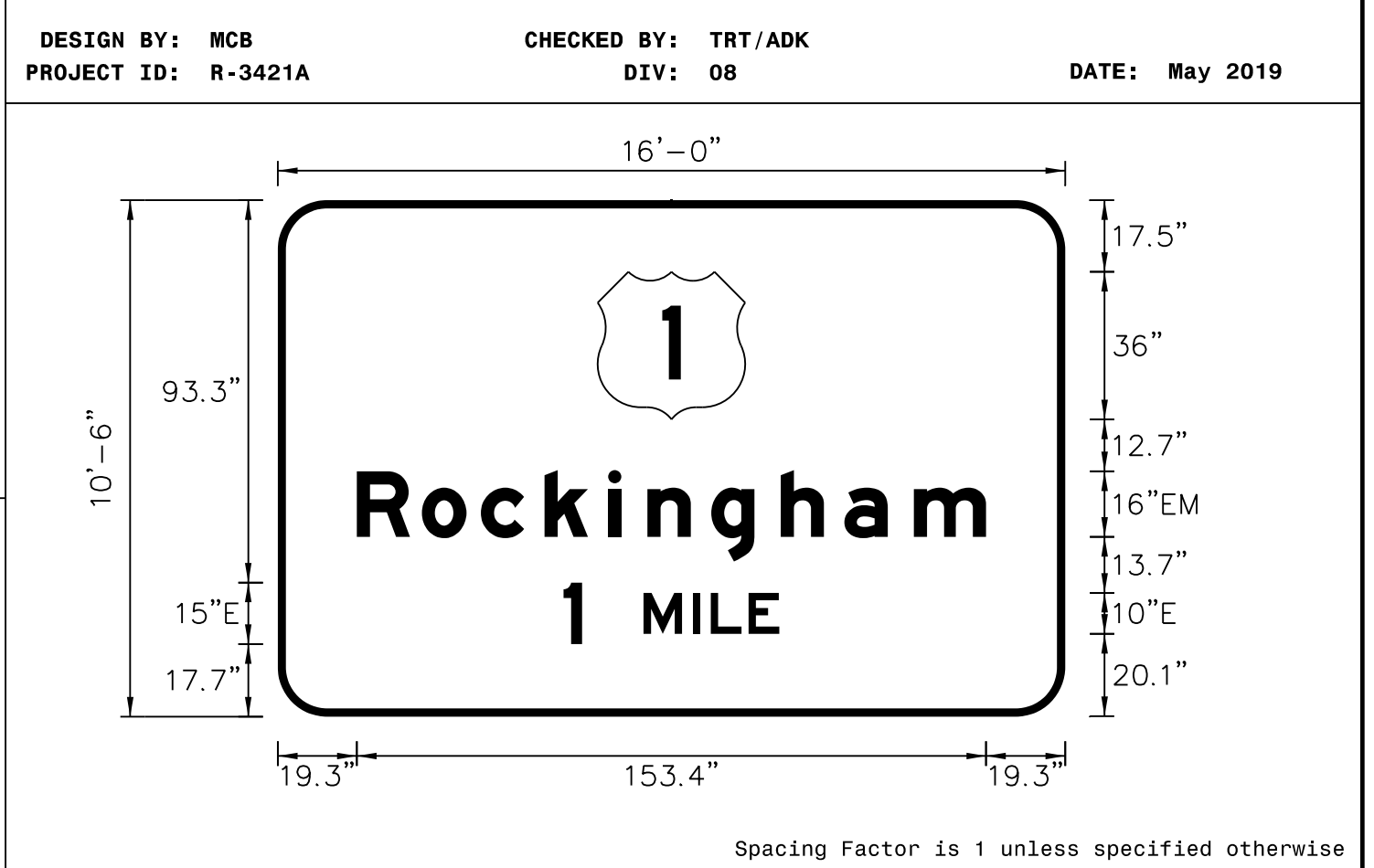
SYMBOL	X	Y	WID	HT
M1_4	78	72.5	36	36

SIGN WIDTH: 16'-0"
 HEIGHT: 10'-6"
 TOTAL AREA: 168.0 Sq.Ft.

BORDER TYPE: FLUSH
 RECESS: 0"
 WIDTH: 2"
 RADII: 12"

MAT'L: 0.125" ALUMINUM

NO. Z BARS: 3
 LENGTH: 192.0



NOTES:
 1. Legend and border shall be direct applied Grade C reflective sheeting.
 2. Shield shall be Grade C reflective sheeting on 0.032" aluminum and demountable.
 3. Background shall be Grade C reflective sheeting.
 4. Extend 'Z' bars width of sign.

LETTER POSITIONS

Letter spacings are to start of next letter													Series/Size Text Length
	R	o	c	k	i	n	g	h	a	m			EM 2000
19.3	15.8	14.4	15.5	15.5	9.6	15.5	17	15.5	17	17.6	19.3	153.4	
	1		M	I	L	E						E 2000	
69.7	4.5	15	12	4.4	9.2	7.5	69.7	52.6					

SIGN NUMBER: 131B BACKG COLOR: Green
 TYPE: A COPY COLOR: White
 QUANTITY: 1

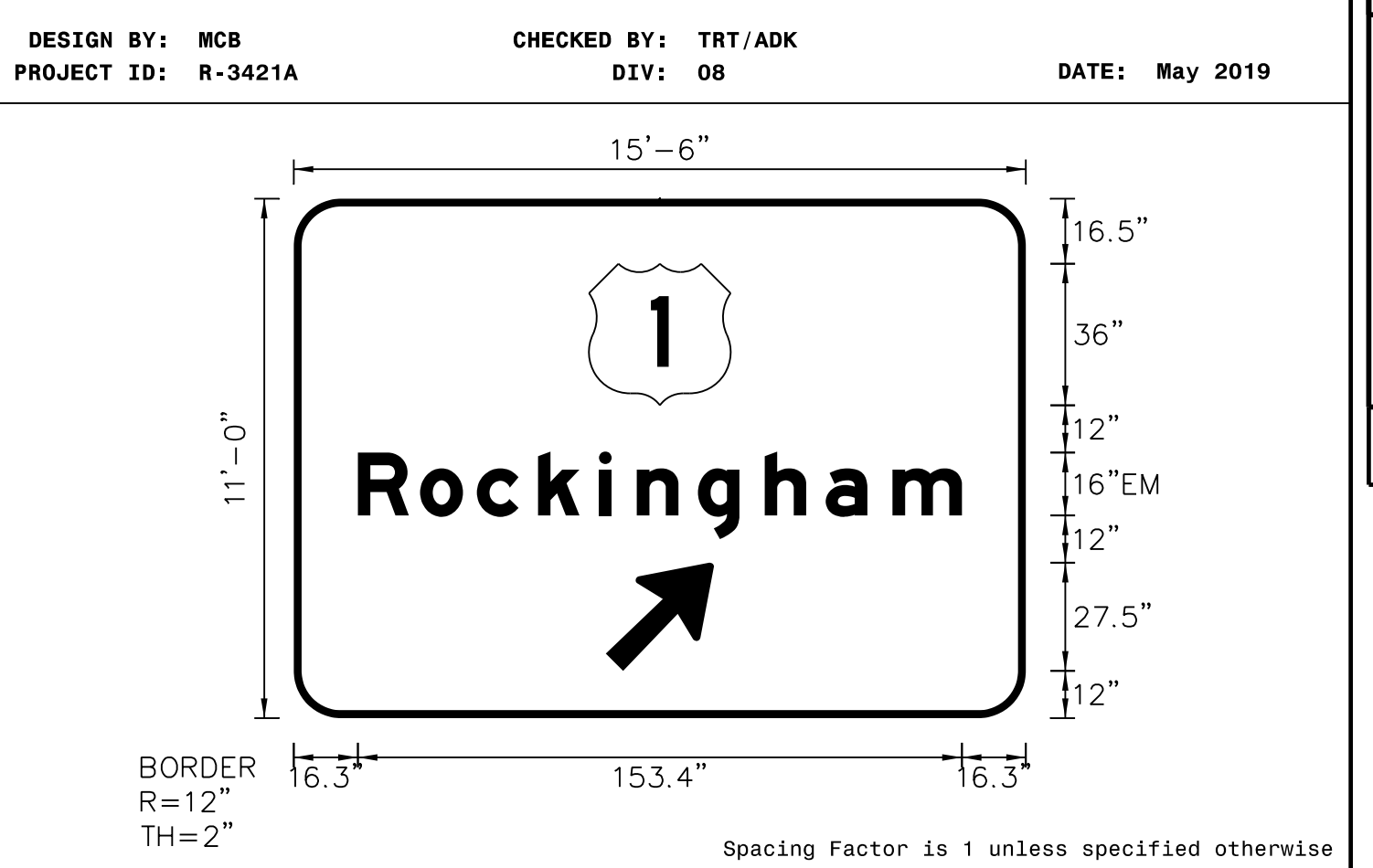
SYMBOL	X	Y	WID	HT
M1_4	75	79.5	36	36
Type A Arrow	79.3	12	22.4	35.3

SIGN WIDTH: 15'-6"
 HEIGHT: 11'-0"
 TOTAL AREA: 170.5 Sq.Ft.

BORDER TYPE: FLUSH
 RECESS: 0"
 WIDTH: 2"
 RADII: 12"

MAT'L: 0.125" ALUMINUM

NO. Z BARS: 3
 LENGTH: 178.0



NOTES:
 1. Legend and border shall be direct applied Grade C reflective sheeting.
 2. Arrow and shield shall be Grade C reflective sheeting on 0.032" aluminum and demountable.
 3. Background shall be Grade C reflective sheeting.

LETTER POSITIONS

Letter spacings are to start of next letter													Series/Size Text Length
	R	o	c	k	i	n	g	h	a	m			EM 2000
16.3	15.8	14.4	15.5	15.5	9.6	15.5	17	15.5	17	17.6	16.3	153.4	

SIGN NUMBER: 134B BACKG COLOR: Green
 TYPE: A COPY COLOR: White
 QUANTITY: 1

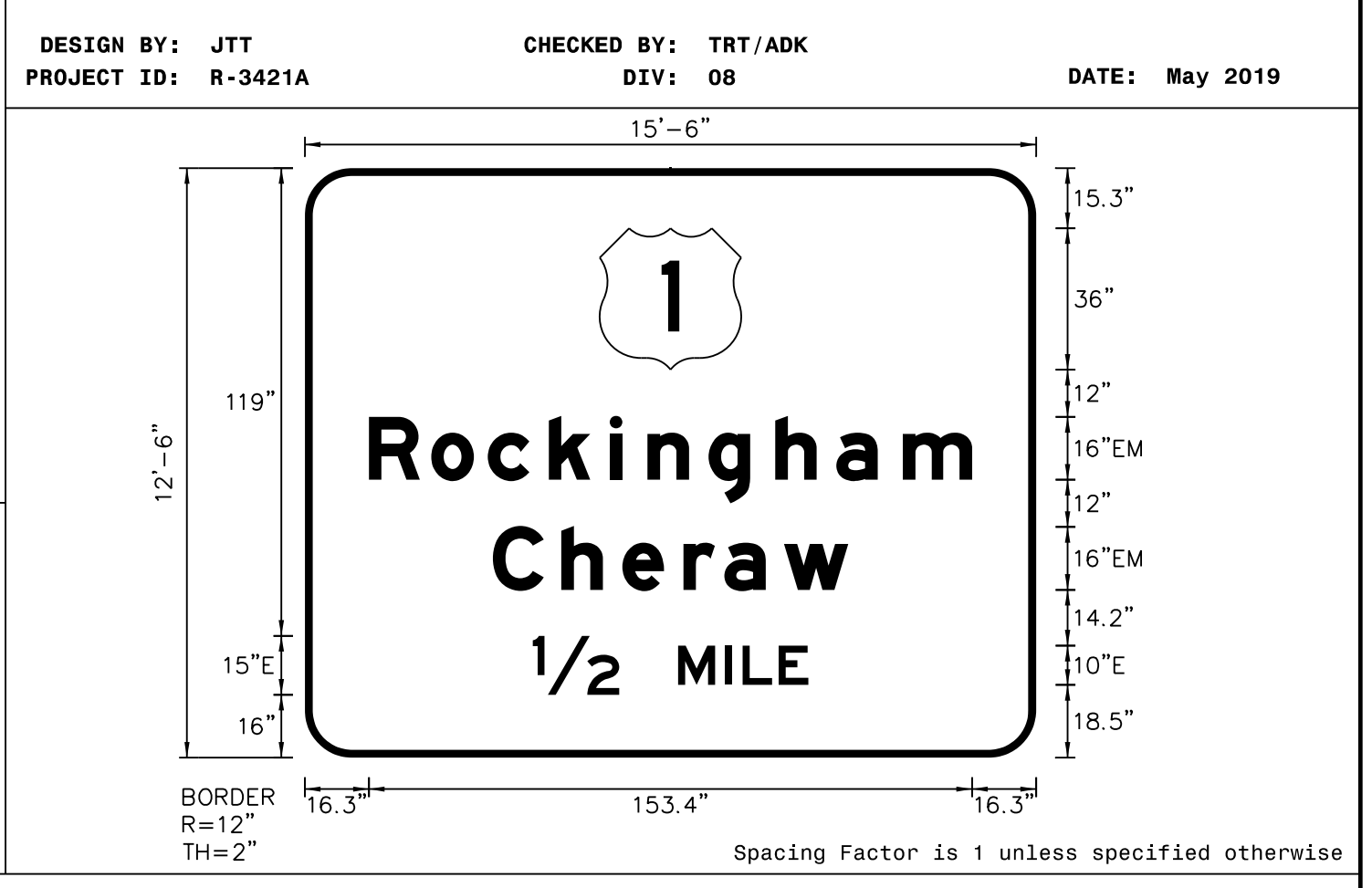
SYMBOL	X	Y	WID	HT
M1_4	75	98.7	36	36

SIGN WIDTH: 15'-6"
 HEIGHT: 12'-6"
 TOTAL AREA: 193.8 Sq.Ft.

BORDER TYPE: FLUSH
 RECESS: 0"
 WIDTH: 2"
 RADII: 12"

MAT'L: 0.125" ALUMINUM

NO. Z BARS: 4
 LENGTH: 178.0



NOTES:
 1. Legend and border shall be direct applied Grade C reflective sheeting.
 2. Shield shall be Grade C reflective sheeting on 0.032" aluminum and demountable.
 3. Background shall be Grade C reflective sheeting.

LETTER POSITIONS

Letter spacings are to start of next letter													Series/Size Text Length
	R	o	c	k	i	n	g	h	a	m			EM 2000
16.3	15.8	14.4	15.5	15.5	9.6	15.5	17	15.5	17	17.6	16.3	153.4	
	C	h	e	r	a	w						EM 2000	
47.8	17.4	15.5	15.5	10.4	15.2	16.3	47.8	90.4					
	1/2	M	I	L	E			E 2000					
58	22	15	12	4.4	9.2	7.5	58	70.1					

SIGN NUMBER: 135B BACKG COLOR: Green
 TYPE: A COPY COLOR: White
 QUANTITY: 1

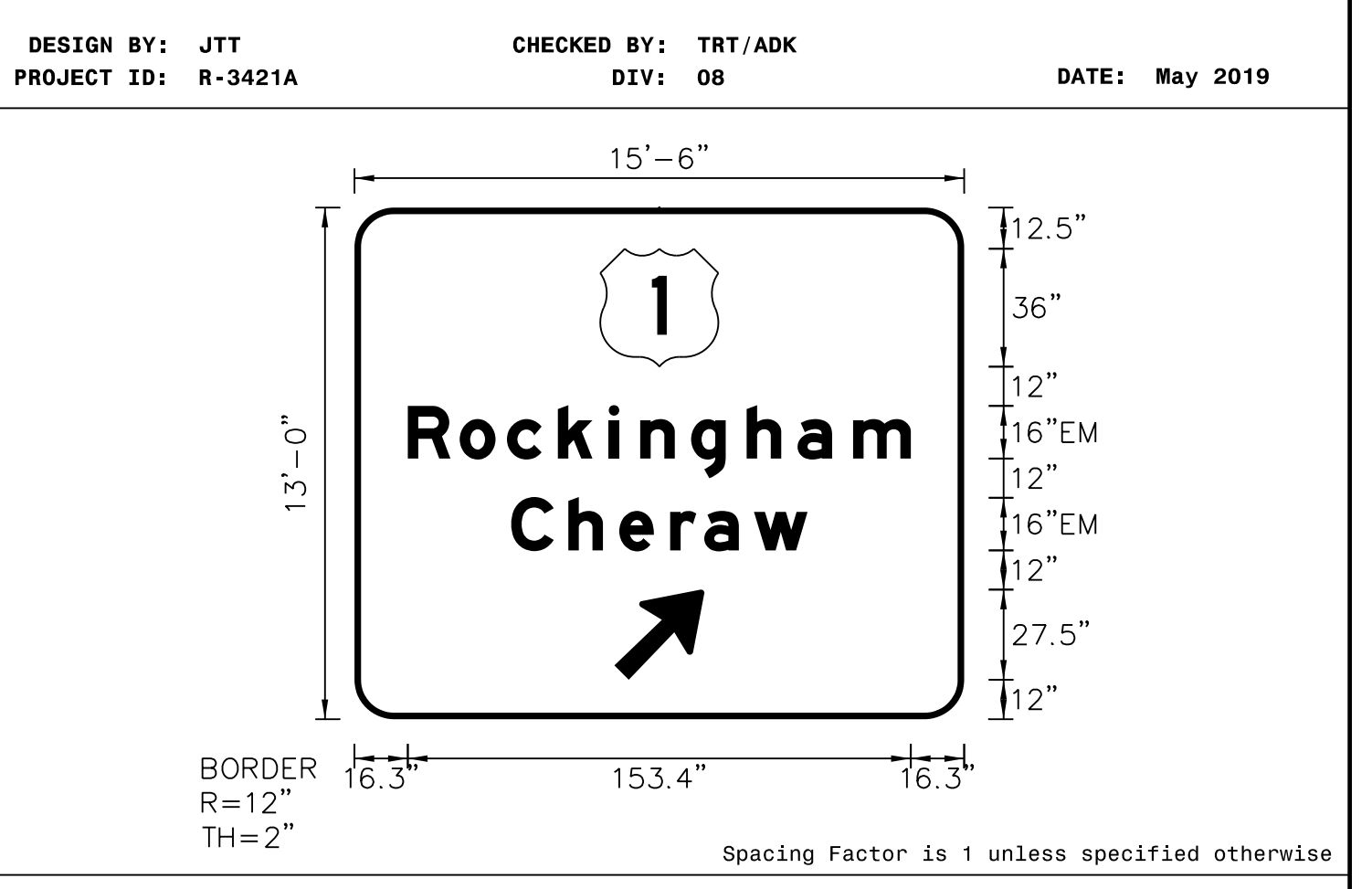
SYMBOL	X	Y	WID	HT
M1_4	75	107.5	36	36
Type A Arrow	79.3	12	22.4	35.3

SIGN WIDTH: 15'-6"
 HEIGHT: 13'-0"
 TOTAL AREA: 201.5 Sq.Ft.

BORDER TYPE: FLUSH
 RECESS: 0"
 WIDTH: 2"
 RADII: 12"

MAT'L: 0.125" ALUMINUM

NO. Z BARS: 4
 LENGTH: 178.0




NOTES:
 1. Legend and border shall be direct applied Grade C reflective sheeting.
 2. Arrow and shield shall be Grade C reflective sheeting on 0.032" aluminum and demountable.
 3. Background shall be Grade C reflective sheeting.

LETTER POSITIONS

Letter spacings are to start of next letter													Series/Size Text Length
	R	o	c	k	i	n	g	h	a	m			EM 2000
16.3	15.8	14.4	15.5	15.5	9.6	15.5	17	15.5	17	17.6	16.3	153.4	
	C	h	e	r	a	w						EM 2000	
47.8	17.4	15.5	15.5	10.4	15.2	16.3	47.8	90.4					

APPROVED: *Andrew D. Klimsiek*
E3078F8459E44B
 DATE: 7/5/2019



**DOCUMENT NOT CONSIDERED FINAL
UNLESS ALL SIGNATURES COMPLETED**

SIGN NUMBER: 136B BACKG COLOR: Green
 TYPE: A COPY COLOR: White
 QUANTITY: 1

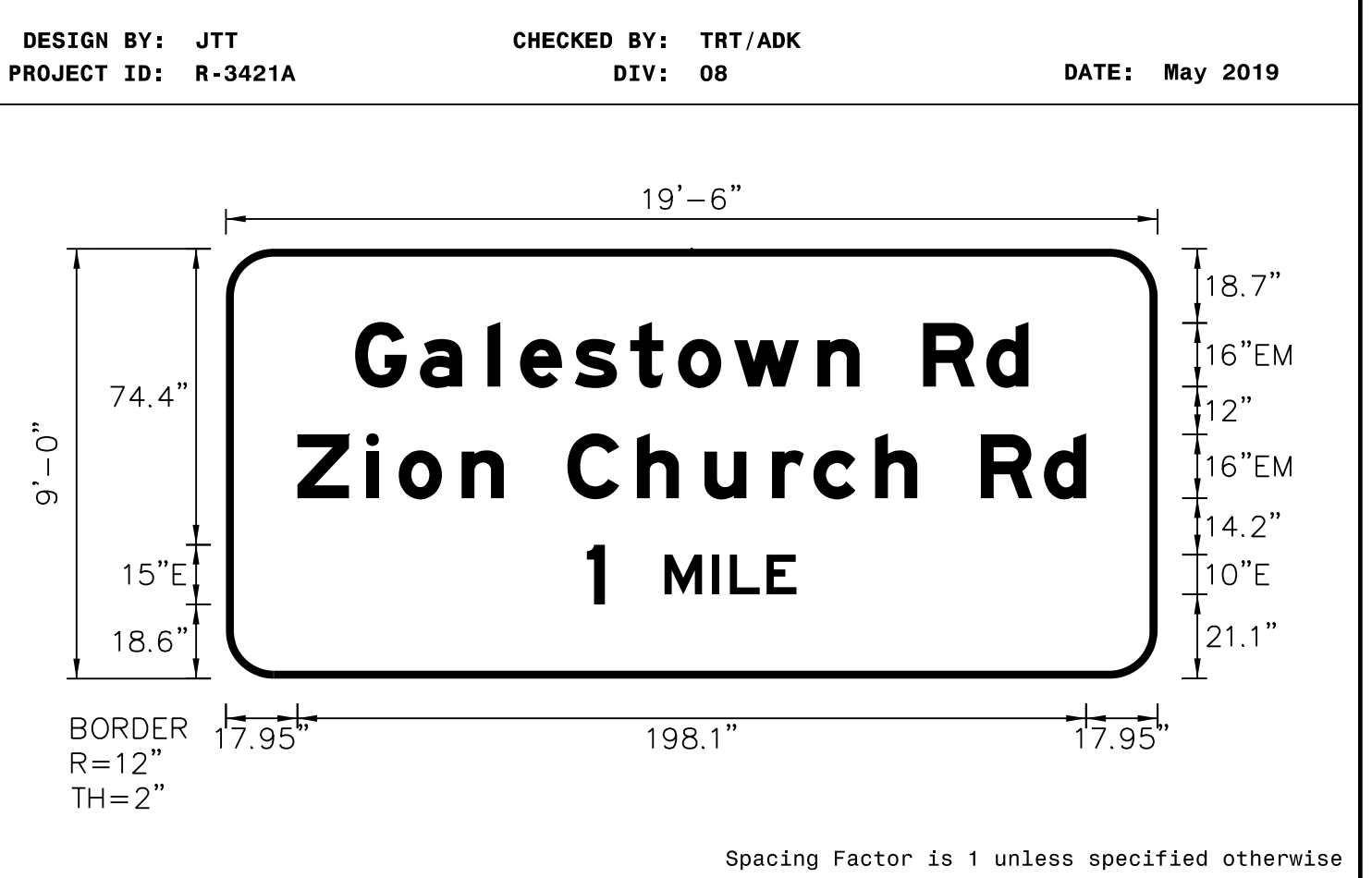
SYMBOL	X	Y	WID	HT

SIGN WIDTH: 19'-6"
 HEIGHT: 9'-0"
 TOTAL AREA: 175.5 Sq.Ft.

BORDER TYPE: FLUSH
 RECESS: 0"
 WIDTH: 2"
 RADII: 12"

MAT'L: 0.125" ALUMINUM

NO. Z BARS: 3
 LENGTH: 226.0



NOTES:
 1. Legend and border shall be direct applied Grade C reflective sheeting.
 2. Background shall be Grade C reflective sheeting.

LETTER POSITIONS

Letter spacings are to start of next letter

Letter	G	o	l	e	s	t	o	w	n	R	d	Series/Size
Text Length												EM 2000
	32.4	16.3	17	8.2	13.8	13.9	12	14.1	21	10.6	16	169.1
	Z	i	o	n	C	h	u	r	c	h	R	EM 2000
	18	17.3	8.2	15.8	10.6	16	17.4	17	17	10.4	15.5	198.1
	1	M	I	L	E							E 2000
	90.7	4.5	15	12	4.4	9.2	7.5	90.7				52.6

SIGN NUMBER: 138B BACKG COLOR: Green
 TYPE: A COPY COLOR: White
 QUANTITY: 1

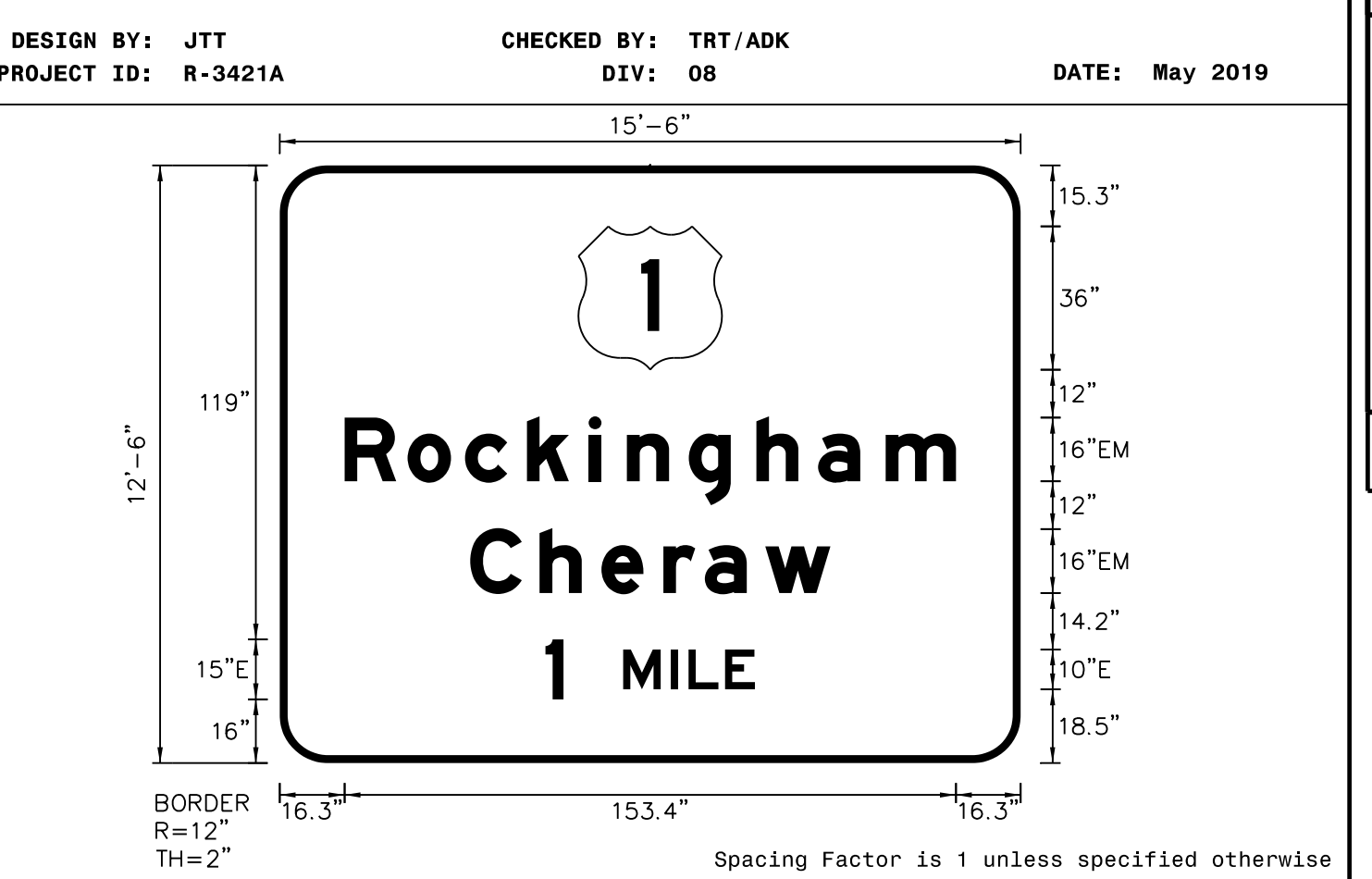
SYMBOL	X	Y	WID	HT
M1_4	75	98.7	36	36

SIGN WIDTH: 15'-6"
 HEIGHT: 12'-6"
 TOTAL AREA: 193.8 Sq.Ft.

BORDER TYPE: FLUSH
 RECESS: 0"
 WIDTH: 2"
 RADII: 12"

MAT'L: 0.125" ALUMINUM

NO. Z BARS: 4
 LENGTH: 178.0



NOTES:
 1. Legend and border shall be direct applied Grade C reflective sheeting.
 2. Shield shall be Grade C reflective sheeting on 0.032" aluminum and demountable.
 3. Background shall be Grade C reflective sheeting.

LETTER POSITIONS

Letter spacings are to start of next letter

Letter	R	o	c	k	i	n	g	h	a	m	Series/Size	
Text Length												EM 2000
	16.3	15.8	14.4	15.5	15.5	9.6	15.5	17	15.5	17	17.6	153.4
	C <td>h <td>e <td>r <td>a <td>w</td> <td></td> <td></td> <td></td> <td></td> <td></td> <td>EM 2000</td> </td></td></td></td>	h <td>e <td>r <td>a <td>w</td> <td></td> <td></td> <td></td> <td></td> <td></td> <td>EM 2000</td> </td></td></td>	e <td>r <td>a <td>w</td> <td></td> <td></td> <td></td> <td></td> <td></td> <td>EM 2000</td> </td></td>	r <td>a <td>w</td> <td></td> <td></td> <td></td> <td></td> <td></td> <td>EM 2000</td> </td>	a <td>w</td> <td></td> <td></td> <td></td> <td></td> <td></td> <td>EM 2000</td>	w						EM 2000
	47.8	17.4	15.5	15.5	10.4	15.2	16.3	47.8				90.4
	1	M	I	L	E							E 2000
	66.7	4.5	15	12	4.4	9.2	7.5	66.7				52.6

SIGN NUMBER: 201,202 BACKG COLOR: Green
 TYPE: A COPY COLOR: White
 QUANTITY: 2

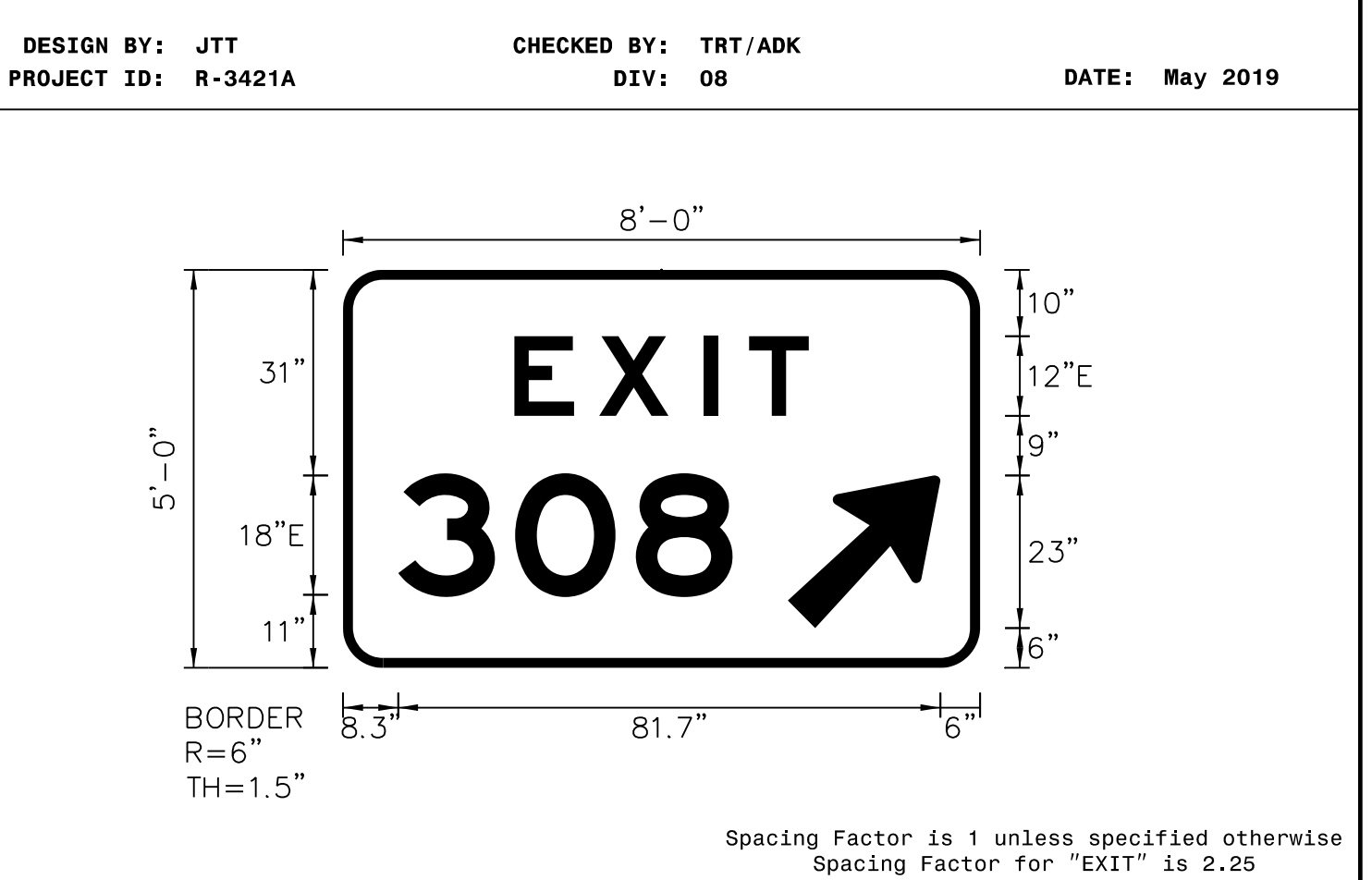
SYMBOL	X	Y	WID	HT
Type A Arrow	67	6	18.3	29.3

SIGN WIDTH: 8'-0"
 HEIGHT: 5'-0"
 TOTAL AREA: 40.0 Sq.Ft.

BORDER TYPE: FLUSH
 RECESS: 0"
 WIDTH: 1.5"
 RADII: 6"

MAT'L: 0.125" ALUMINUM

NO. Z BARS: 2
 LENGTH: 88.0



NOTES:
 1. Legend and border shall be direct applied Grade C reflective sheeting.
 2. Arrow shall be Grade C reflective sheeting on 0.032" aluminum and demountable.
 3. Background shall be Grade C reflective sheeting.

LETTER POSITIONS

Letter spacings are to start of next letter

Letter	E	X	I	T	Series/Size		
Text Length						E 2000	
	25.8	12.8	15.8	6.7	9	25.8	44.4
	3	0	8				E 2000
	8.3	17.6	18.2	14.6	37.3		50.4

SIGN NUMBER: 203 BACKG COLOR: Green
 TYPE: A COPY COLOR: White
 QUANTITY: 1

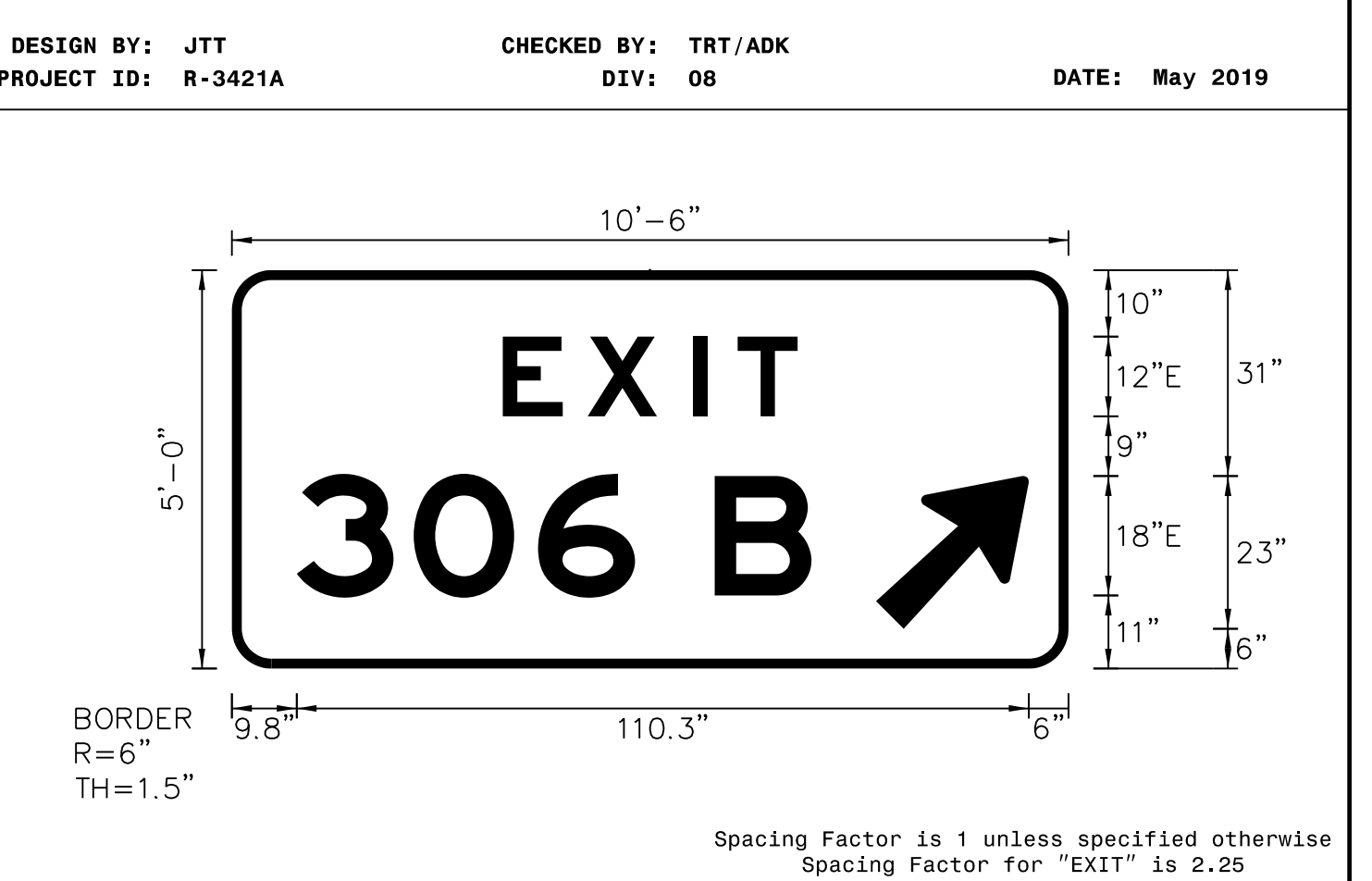
SYMBOL	X	Y	WID	HT
Type A Arrow	97	6	18.3	29.3

SIGN WIDTH: 10'-6"
 HEIGHT: 5'-0"
 TOTAL AREA: 52.5 Sq.Ft.

BORDER TYPE: FLUSH
 RECESS: 0"
 WIDTH: 1.5"
 RADII: 6"

MAT'L: 0.125" ALUMINUM

NO. Z BARS: 2
 LENGTH: 118.0




NOTES:
 1. Legend and border shall be direct applied Grade C reflective sheeting.
 2. Arrow shall be Grade C reflective sheeting on 0.032" aluminum and demountable.
 3. Background shall be Grade C reflective sheeting.

LETTER POSITIONS

Letter spacings are to start of next letter

Letter	E	X	I	T	Series/Size			
Text Length						E 2000		
	40.8	12.8	15.8	6.8	9	40.8	44.4	
	3	0	6	B			E 2000	
	9.8	17.6	18.7	14.6	12	14.6	38.7	77.5

APPROVED: *Andrew D. Klinck*
E3078F8459E44B
 DATE: 7/5/2019



**DOCUMENT NOT CONSIDERED FINAL
UNLESS ALL SIGNATURES COMPLETED**

SIGN NUMBER: 207A BACKG COLOR: Green
 TYPE: A COPY COLOR: White
 QUANTITY: 1

SYMBOL	X	Y	WID	HT
Type A Arrow	49	6	18.3	29.3

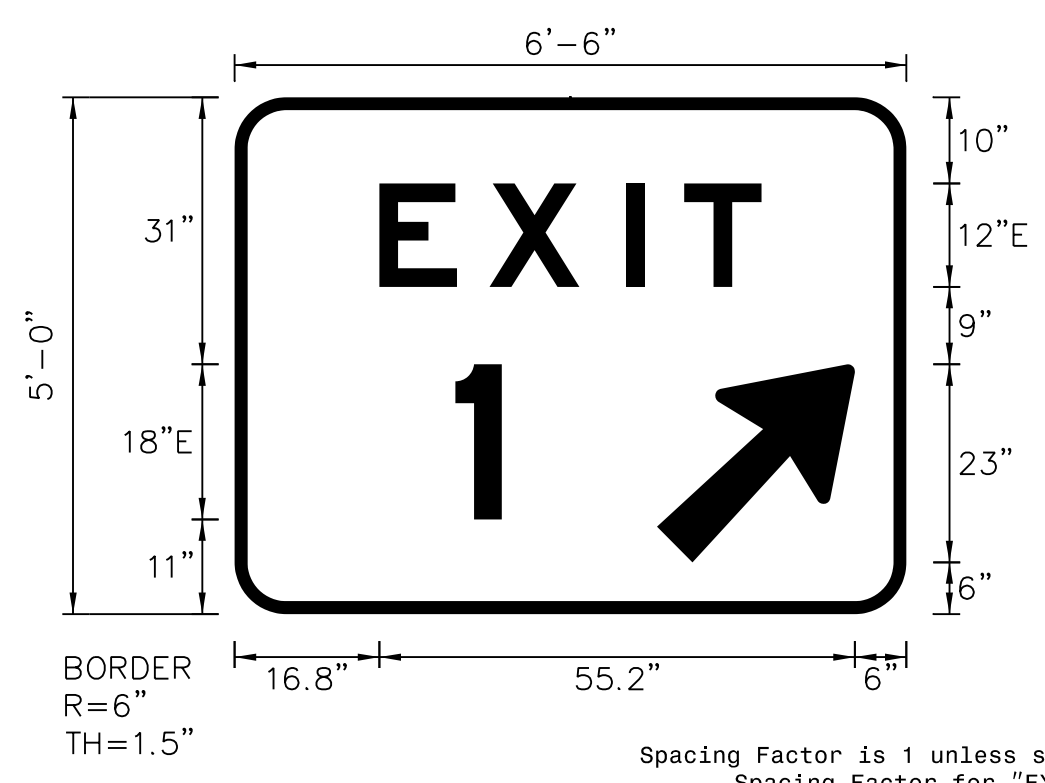
SIGN WIDTH: 6'-6"
 HEIGHT: 5'-0"
 TOTAL AREA: 32.5 Sq.Ft.

BORDER TYPE: FLUSH
 RECESS: 0"
 WIDTH: 1.5"
 RADII: 6"

MAT'L: 0.125" ALUMINUM

NO. Z BARS: 2
 LENGTH: 70.0

DESIGN BY: JTT CHECKED BY: TRT/ADK
 PROJECT ID: R-3421A DIV: 08 DATE: May 2019



NOTES:
 1. Legend and border shall be direct applied Grade C reflective sheeting.
 2. Arrow shall be Grade C reflective sheeting on 0.032" aluminum and demountable.
 3. Background shall be Grade C reflective sheeting.

LETTER POSITIONS

Letter spacings are to start of next letter										Series/Size
										Text Length
	E	X	I	T						E 2000
	16.8	12.8	15.8	6.8	9	16.8				44.4
	1									E 2000
	25.6	5.4	47							5.4

SIGN NUMBER: 207B BACKG COLOR: Yellow
 TYPE: B COPY COLOR: Black
 QUANTITY: 1

SYMBOL	X	Y	WID	HT
Type A Arrow	49	6	18.3	29.3

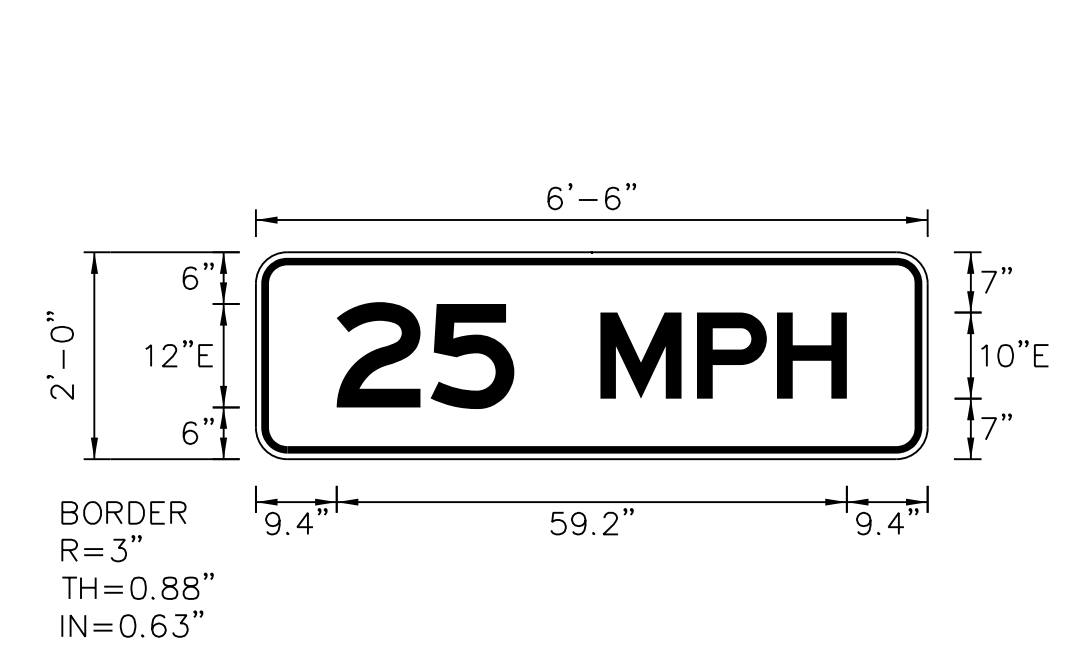
SIGN WIDTH: 6'-6"
 HEIGHT: 2'-0"
 TOTAL AREA: 13.0 Sq.Ft.

BORDER TYPE: RECESSED
 RECESS: 0.63"
 WIDTH: 0.88"
 RADII: 3"

MAT'L: 0.125" ALUMINUM

NO. Z BARS: 2
 LENGTH: 70.0

DESIGN BY: JTT CHECKED BY: TRT/ADK
 PROJECT ID: R-3421A DIV: 08 DATE: May 2019



NOTES:
 1. Legend and border shall be direct applied black non-reflective sheeting.
 2. Background shall be Grade C reflective sheeting.
 3. Use Mounting Method II.

LETTER POSITIONS

Letter spacings are to start of next letter										Series/Size
										Text Length
	2	5	M	P	H					E 2000
	9.4	10.9	9.7	10	11.2	9.3	8.1	9.4		59.2

SIGN NUMBER: 208 BACKG COLOR: Green
 TYPE: A COPY COLOR: White
 QUANTITY: 1

SYMBOL	X	Y	WID	HT
Type A Arrow	6	6	18.3	29.3

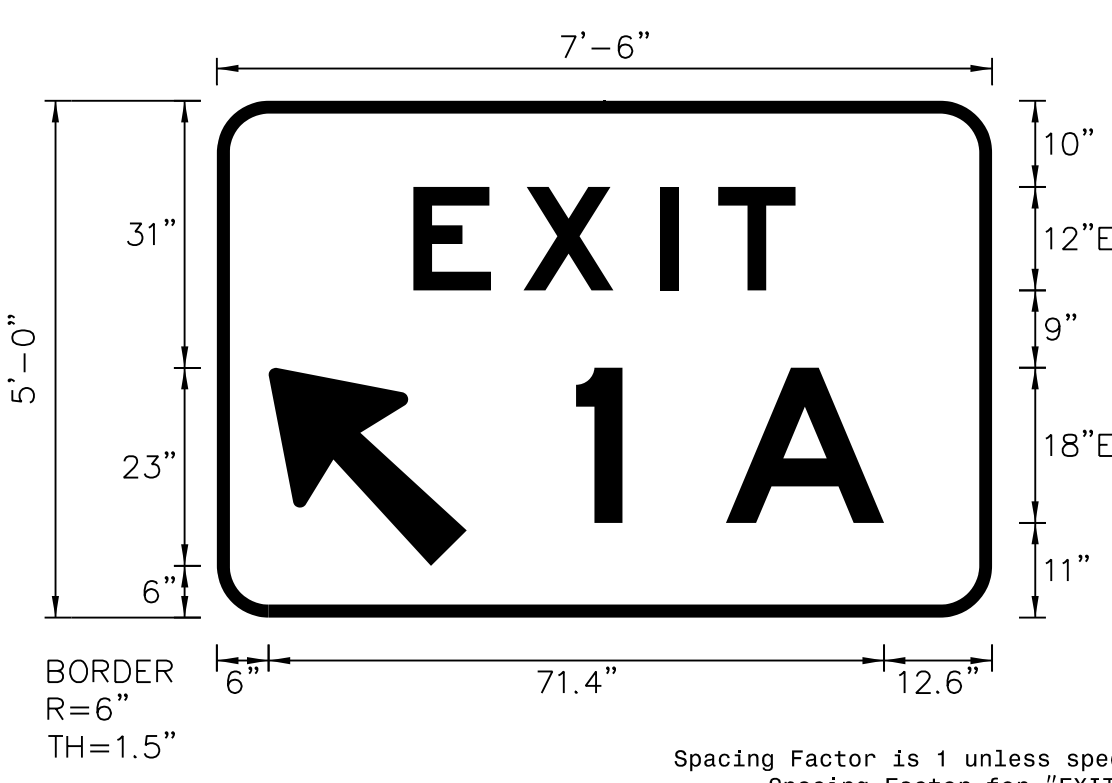
SIGN WIDTH: 7'-6"
 HEIGHT: 5'-0"
 TOTAL AREA: 37.5 Sq.Ft.

BORDER TYPE: FLUSH
 RECESS: 0"
 WIDTH: 1.5"
 RADII: 6"

MAT'L: 0.125" ALUMINUM

NO. Z BARS: 2
 LENGTH: 82.0

DESIGN BY: MCB CHECKED BY: TRT/ADK
 PROJECT ID: R-3421A DIV: 08 DATE: May 2019



NOTES:
 1. Legend and border shall be direct applied Grade C reflective sheeting.
 2. Arrow shall be Grade C reflective sheeting on 0.032" aluminum and demountable.
 3. Background shall be Grade C reflective sheeting.

LETTER POSITIONS

Letter spacings are to start of next letter										Series/Size
										Text Length
	E	X	I	T						E 2000
	22.8	12.8	15.8	6.8	9	22.8				44.4
	1									E 2000
	41.7	5.4	12	18.4	12.6					35.8

SIGN NUMBER: 209 BACKG COLOR: Green
 TYPE: A COPY COLOR: White
 QUANTITY: 1

SYMBOL	X	Y	WID	HT
Type A Arrow	67	6	18.3	29.3

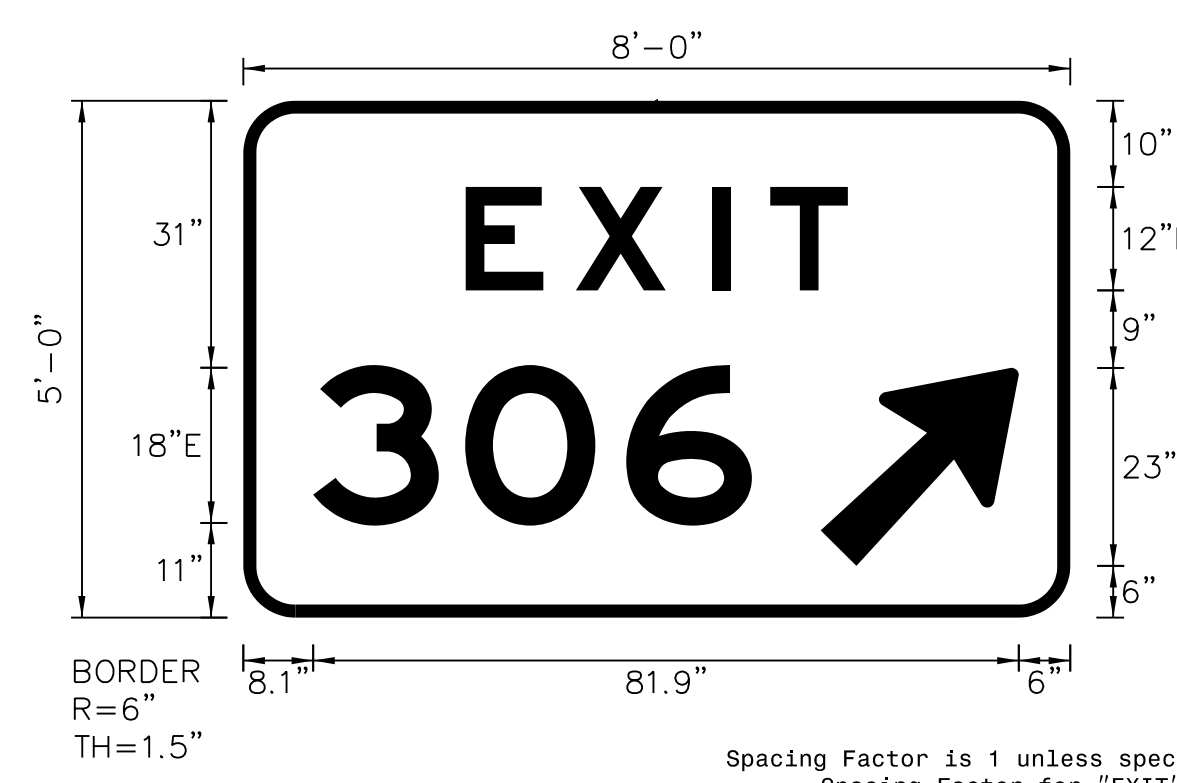
SIGN WIDTH: 8'-0"
 HEIGHT: 5'-0"
 TOTAL AREA: 40.0 Sq.Ft.

BORDER TYPE: FLUSH
 RECESS: 0"
 WIDTH: 1.5"
 RADII: 6"

MAT'L: 0.125" ALUMINUM

NO. Z BARS: 2
 LENGTH: 88.0

DESIGN BY: JTT CHECKED BY: TRT/ADK
 PROJECT ID: R-3421A DIV: 08 DATE: May 2019




NOTES:
 1. Legend and border shall be direct applied Grade C reflective sheeting.
 2. Arrow shall be Grade C reflective sheeting on 0.032" aluminum and demountable.
 3. Background shall be Grade C reflective sheeting.

LETTER POSITIONS

Letter spacings are to start of next letter										Series/Size
										Text Length
	E	X	I	T						E 2000
	25.8	12.8	15.8	6.8	9	25.8				44.4
	3	0	6							E 2000
	8.1	17.6	18.7	14.6	37					50.9

APPROVED: *Andrew D. Klimsiek*
E3078F8459E44B
 DATE: 7/5/2019



**DOCUMENT NOT CONSIDERED FINAL
UNLESS ALL SIGNATURES COMPLETED**

SIGN NUMBER: 213,214 BACKG COLOR: Green
 TYPE: A COPY COLOR: White
 QUANTITY: 2

SYMBOL	X	Y	WID	HT
Type A Arrow	67	6	18.3	29.3

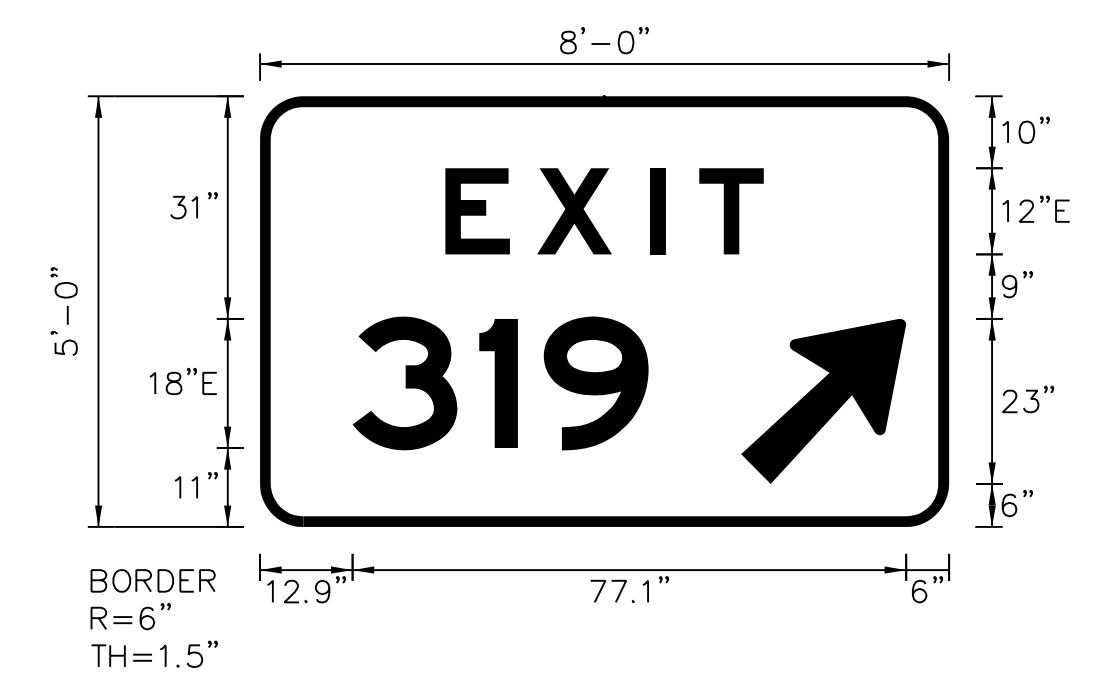
SIGN WIDTH: 8'-0"
 HEIGHT: 5'-0"
 TOTAL AREA: 40.0 Sq.Ft.

BORDER TYPE: FLUSH
 RECESS: 0"
 WIDTH: 1.5"
 RADII: 6"

MAT'L: 0.125" ALUMINUM

NO. Z BARS: 2
 LENGTH: 88.0

DESIGN BY: JTT CHECKED BY: TRT/ADK
 PROJECT ID: R-3421A DIV: 08 DATE: May 2019



NOTES:
 1. Legend and border shall be direct applied Grade C reflective sheeting.
 2. Arrow shall be Grade C reflective sheeting on 0.032" aluminum and demountable.
 3. Background shall be Grade C reflective sheeting.

LETTER POSITIONS

Letter spacings are to start of next letter

	E	X	I	T		Series/Size Text Length	
	25.8	12.8	15.8	6.8	9	25.8	E 2000 44.4
		3	1	9			E 2000 41.2
	12.9	17.6	9	14.6	41.9		

SIGN NUMBER: 215 BACKG COLOR: Green
 TYPE: A COPY COLOR: White
 QUANTITY: 1

SYMBOL	X	Y	WID	HT
Type A Arrow	67	6	18.3	29.3

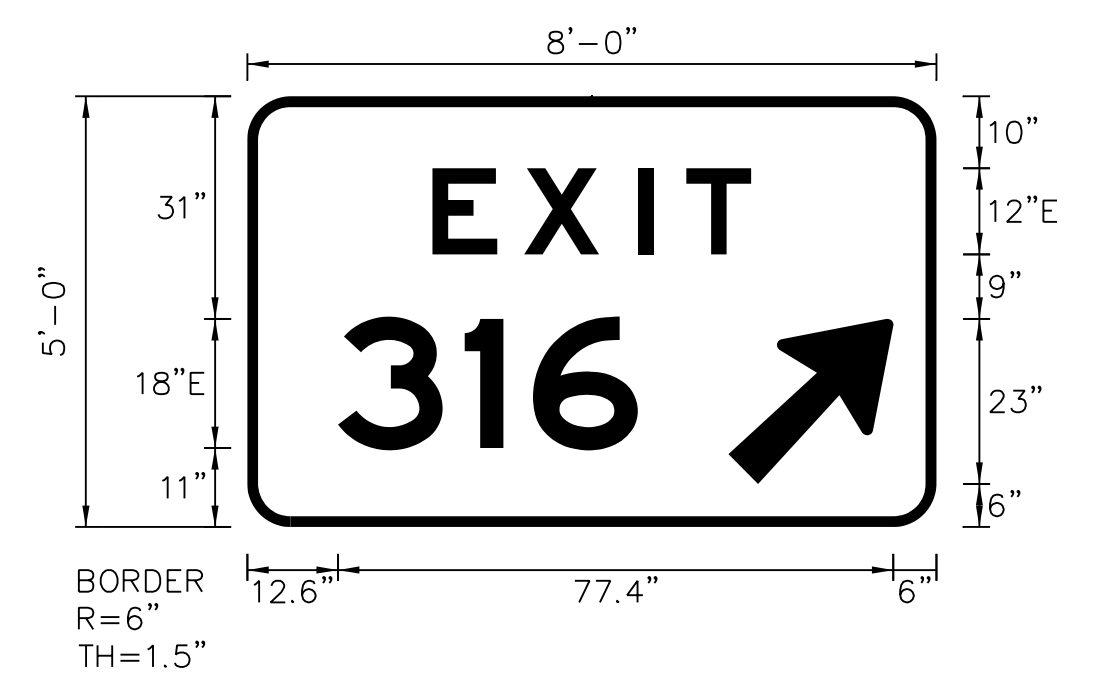
SIGN WIDTH: 8'-0"
 HEIGHT: 5'-0"
 TOTAL AREA: 40.0 Sq.Ft.

BORDER TYPE: FLUSH
 RECESS: 0"
 WIDTH: 1.5"
 RADII: 6"

MAT'L: 0.125" ALUMINUM

NO. Z BARS: 2
 LENGTH: 88.0

DESIGN BY: JTT CHECKED BY: TRT/ADK
 PROJECT ID: R-3421A DIV: 08 DATE: May 2019



NOTES:
 1. Legend and border shall be direct applied Grade C reflective sheeting.
 2. Background shall be Grade C reflective sheeting.

LETTER POSITIONS

Letter spacings are to start of next letter

	E	X	I	T		Series/Size Text Length	
	25.8	12.8	15.8	6.8	9	25.8	E 2000 44.4
		3	1	6			E 2000 41.8
	12.6	17.6	9.5	14.6	41.6		

SIGN NUMBER: 216,217 BACKG COLOR: Green
 TYPE: A COPY COLOR: White
 QUANTITY: 2

SYMBOL	X	Y	WID	HT
Type A Arrow	67	6	18.3	29.2

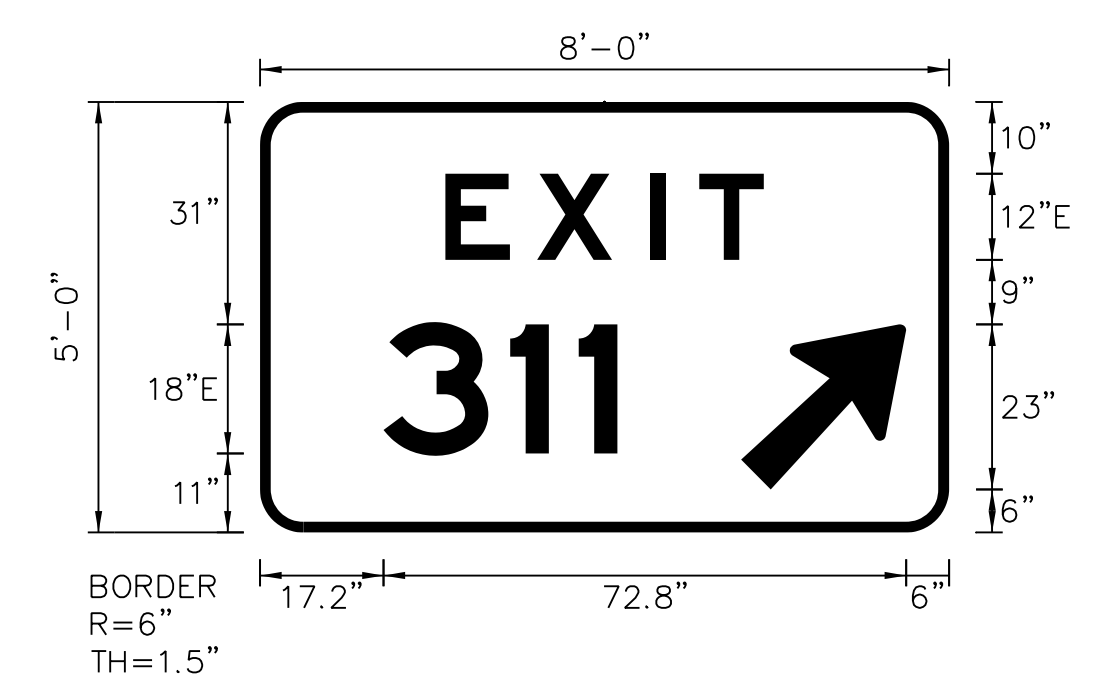
SIGN WIDTH: 8'-0"
 HEIGHT: 5'-0"
 TOTAL AREA: 40.0 Sq.Ft.

BORDER TYPE: FLUSH
 RECESS: 0"
 WIDTH: 1.5"
 RADII: 6"

MAT'L: 0.125" ALUMINUM

NO. Z BARS: 2
 LENGTH: 88.0

DESIGN BY: JTT CHECKED BY: TRT/ADK
 PROJECT ID: R-3421A DIV: 08 DATE: May 2019



NOTES:
 1. Legend and border shall be direct applied Grade C reflective sheeting.
 2. Background shall be Grade C reflective sheeting.

LETTER POSITIONS

Letter spacings are to start of next letter

	E	X	I	T		Series/Size Text Length	
	25.8	12.8	15.8	6.7	9	25.8	E 2000 44.4
		3	1	1			E 2000 32.6
	17.2	17.6	9.5	5.4	46.2		

SIGN NUMBER: 301,302,309 BACKG COLOR: Green
 TYPE: D COPY COLOR: White
 QUANTITY: 3

SYMBOL	X	Y	WID	HT

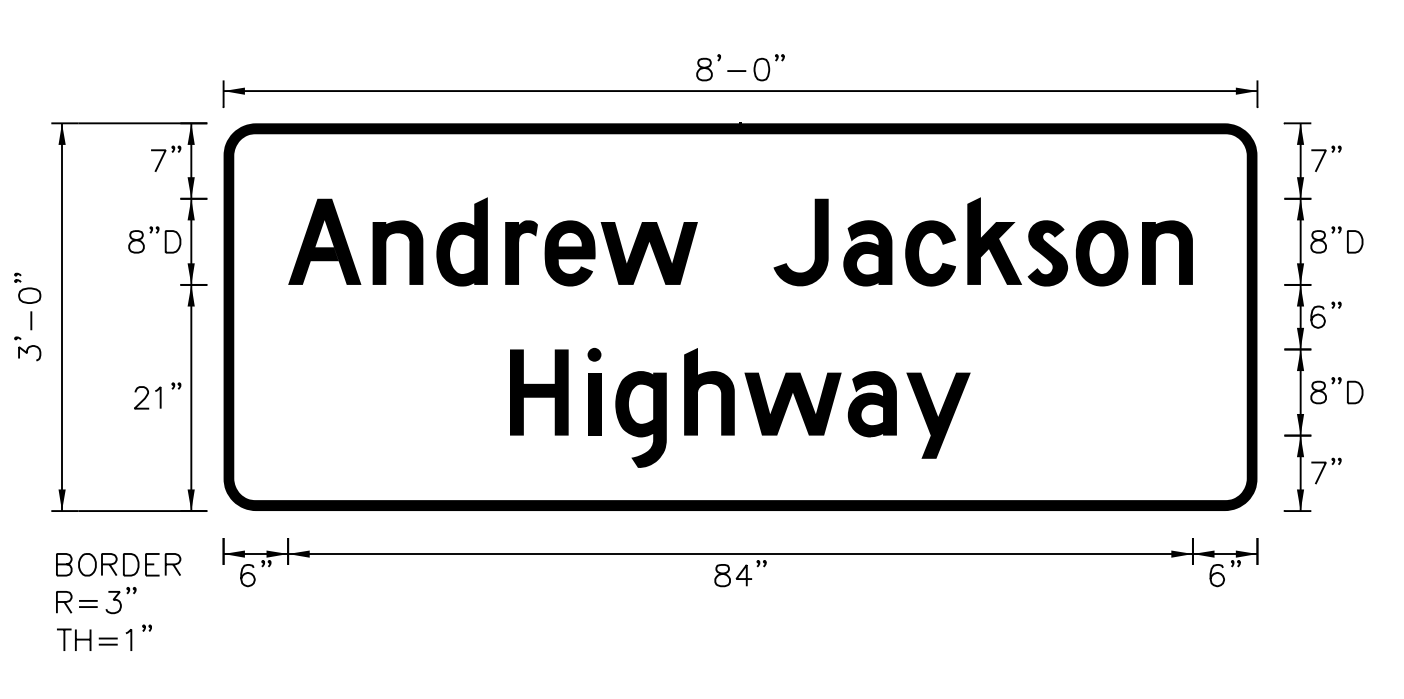
SIGN WIDTH: 8'-0"
 HEIGHT: 3'-0"
 TOTAL AREA: 24.0 Sq.Ft.

BORDER TYPE: FLUSH
 RECESS: 0"
 WIDTH: 1"
 RADII: 3"

MAT'L: 0.125" ALUMINUM

NO. Z BARS: N/A
 LENGTH: N/A

DESIGN BY: MCB CHECKED BY: TRT/ADK
 PROJECT ID: R-3421A DIV: 08 DATE: May 2019



NOTES:
 1. Legend and border shall be direct applied Grade C reflective sheeting.
 2. Background shall be Grade C reflective sheeting.

LETTER POSITIONS

Letter spacings are to start of next letter

	A	n	d	r	e	w	J	o	c	k	s	o	n		Series/Size Text Length		
	6	7.8	5.9	6.4	3.7	5.2	9	7	6.5	5.8	5.8	5.6	4.5	6.2	4.7	6	D 2000 84
																	D 2000 42.8
	26.6	7.2	2.6	6.4	5.6	9.6	5.4	6	26.6								

APPROVED: *Andrew D. Klimbsiek*
E3078F8459E44B
 DATE: 7/5/2019

SEAL



**DOCUMENT NOT CONSIDERED FINAL
UNLESS ALL SIGNATURES COMPLETED**

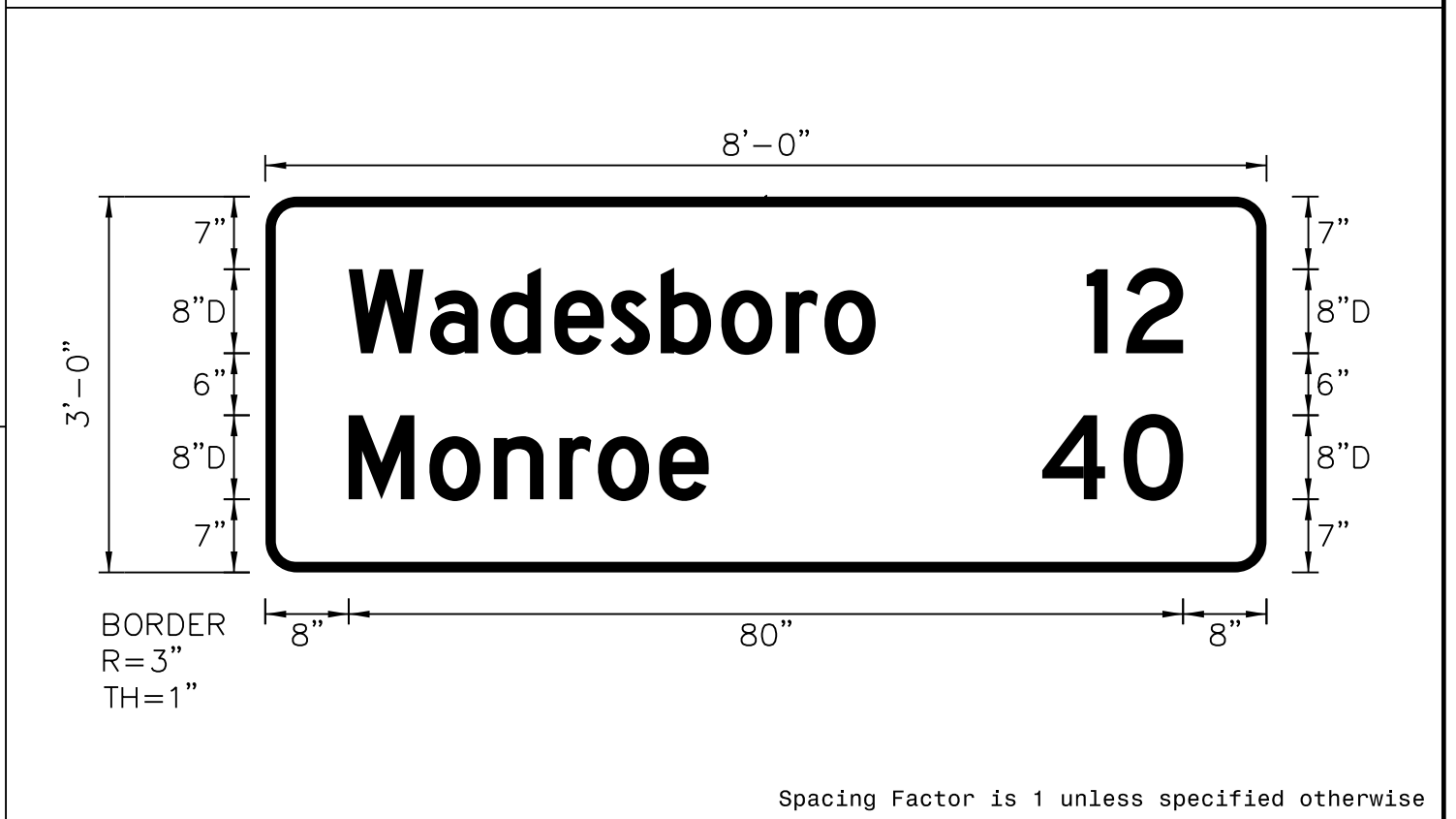
SIGN NUMBER: 303
 TYPE: D
 QUANTITY: 1
 SIGN WIDTH: 8'-0"
 HEIGHT: 3'-0"
 TOTAL AREA: 24.0 Sq.Ft.
 BORDER TYPE: FLUSH
 RECESS: 0"
 WIDTH: 1"
 RADII: 3"
 NO. Z BARS: N/A
 LENGTH: N/A

BACKG COLOR: Green
 COPY COLOR: White

SYMBOL	X	Y	WID	HT

MAT'L: 0.125" ALUMINUM

DESIGN BY: JTT
 PROJECT ID: R-3421A
 CHECKED BY: TRT/ADK
 DIV: 08
 DATE: May 2019



NOTES:
 1. Legend and border shall be direct applied Grade C reflective sheeting.
 2. Background shall be Grade C reflective sheeting.

LETTER POSITIONS

Letter spacings are to start of next letter													Series/Size
	W	a	d	e	s	b	o	r	o				Text Length
	8	7.8	5.8	6.1	5.4	4.8	5.8	6.2	3.7	4.9	37.5		D 2000
		1	2										50.5
	78.8	3.8	5.5	8									D 2000
		M	o	n	r	o	e						9.3
	8	7.7	6.2	6.3	3.7	5.9	4.7	53.5					D 2000
		4	0										34.5
	74.5	7.8	5.7	8									D 2000
													13.5

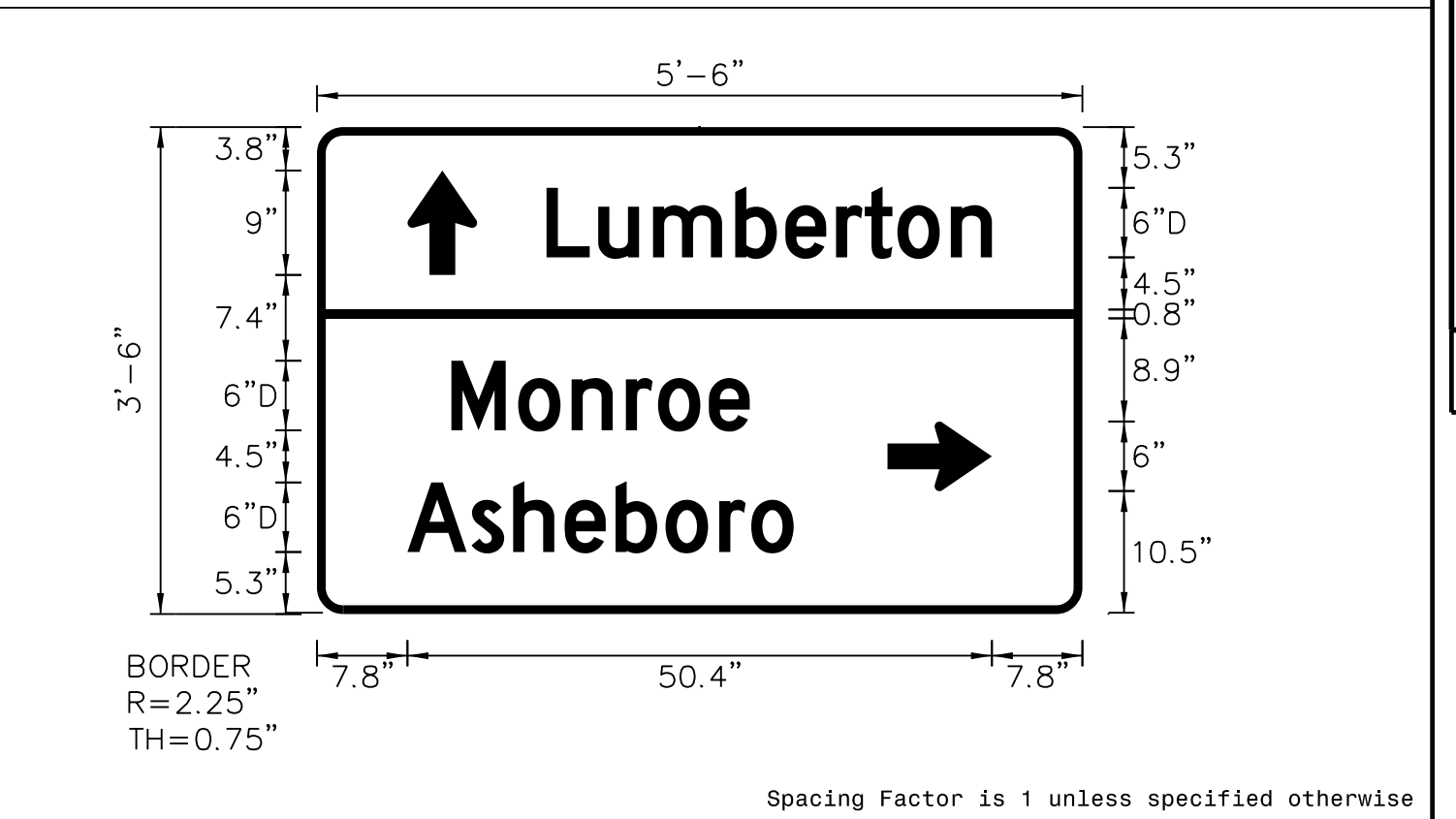
SIGN NUMBER: 304
 TYPE: D
 QUANTITY: 1
 SIGN WIDTH: 5'-6"
 HEIGHT: 3'-8"
 TOTAL AREA: 20.3 Sq.Ft.
 BORDER TYPE: FLUSH
 RECESS: 0"
 WIDTH: 0.75"
 RADII: 2.25"
 NO. Z BARS: N/A
 LENGTH: N/A

BACKG COLOR: Green/Green
 COPY COLOR: White/White

SYMBOL	X	Y	WID	HT
Type D Arrow	7.8	31.5	6	9
Type D Arrow	49.2	10.5	6	9

MAT'L: 0.125" ALUMINUM

DESIGN BY: MCB
 PROJECT ID: R-3421A
 CHECKED BY: TRT/ADK
 DIV: 08
 DATE: May 2019



NOTES:
 1. Legend and border shall be direct applied Grade C reflective sheeting.
 2. Background shall be Grade C reflective sheeting.

LETTER POSITIONS

Letter spacings are to start of next letter													Series/Size
	L	u	m	b	e	r	t	o	n				Text Length
	19.8	4.4	4.7	7.1	4.3	4.4	2.5	2.8	4.6	3.5	7.8		D 2000
		M	o	n	r	o	e						38.4
	11.6	5.8	4.6	4.7	2.8	4.4	3.5	28.7					D 2000
		A	s	h	e	b	o	r	o				25.7
	7.8	5.5	3.6	4.4	4.4	4.3	4.6	2.8	3.7	24.9			D 2000
													33.3

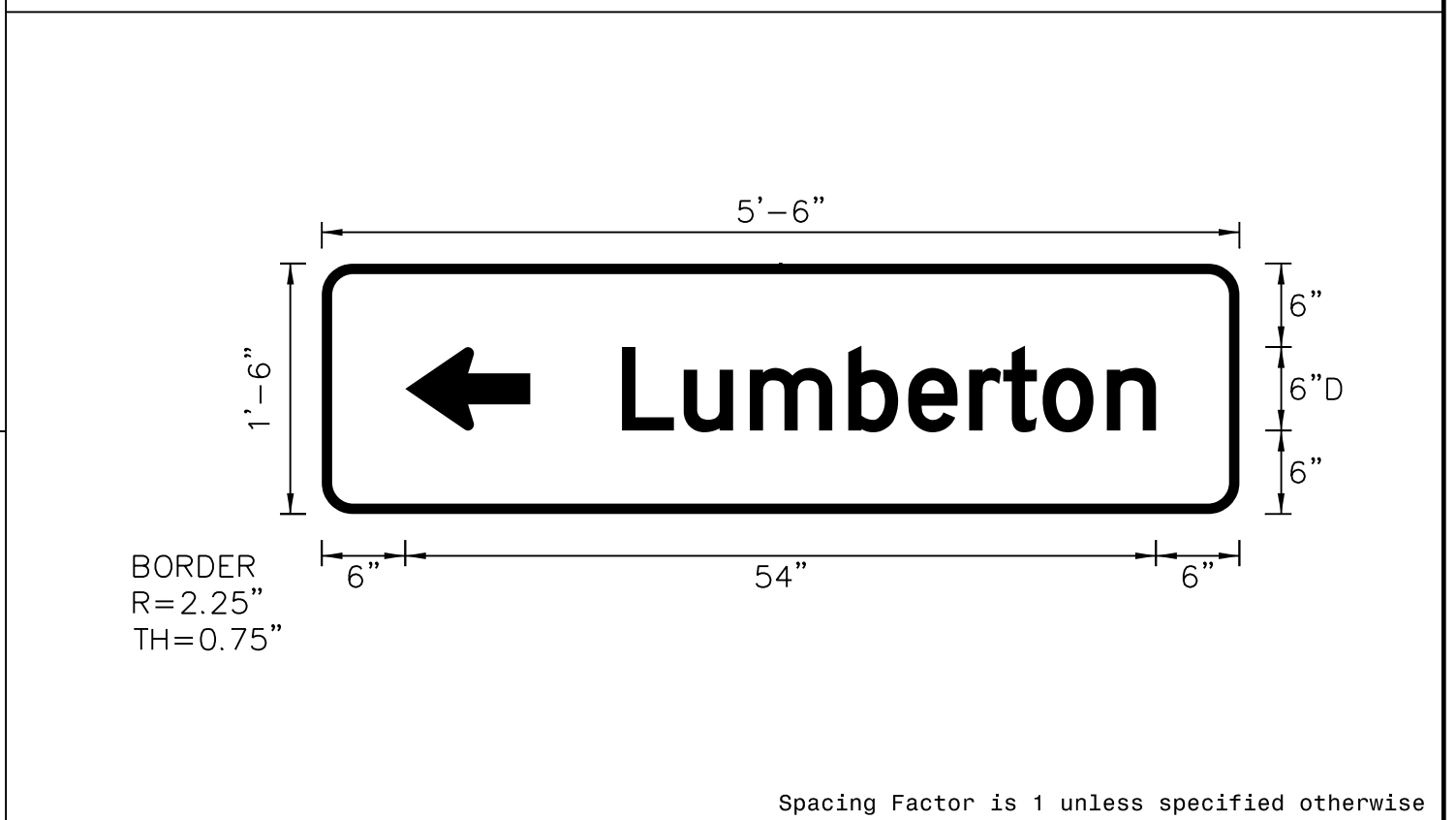
SIGN NUMBER: 305
 TYPE: D
 QUANTITY: 1
 SIGN WIDTH: 5'-6"
 HEIGHT: 1'-6"
 TOTAL AREA: 8.3 Sq.Ft.
 BORDER TYPE: FLUSH
 RECESS: 0"
 WIDTH: 0.75"
 RADII: 2.25"
 NO. Z BARS: N/A
 LENGTH: N/A

BACKG COLOR: Green
 COPY COLOR: White

SYMBOL	X	Y	WID	HT
Type D Arrow	6	6	6	9

MAT'L: 0.125" ALUMINUM

DESIGN BY: JTT
 PROJECT ID: R-3421A
 CHECKED BY: TRT/ADK
 DIV: 08
 DATE: May 2019



NOTES:
 1. Legend and border shall be direct applied Grade C reflective sheeting.
 2. Background shall be Grade C reflective sheeting.

LETTER POSITIONS

Letter spacings are to start of next letter													Series/Size
	L	u	m	b	e	r	t	o	n				Text Length
	21.6	4.4	4.7	7.1	4.3	4.4	2.5	2.8	4.6	3.5	6		D 2000
													38.4

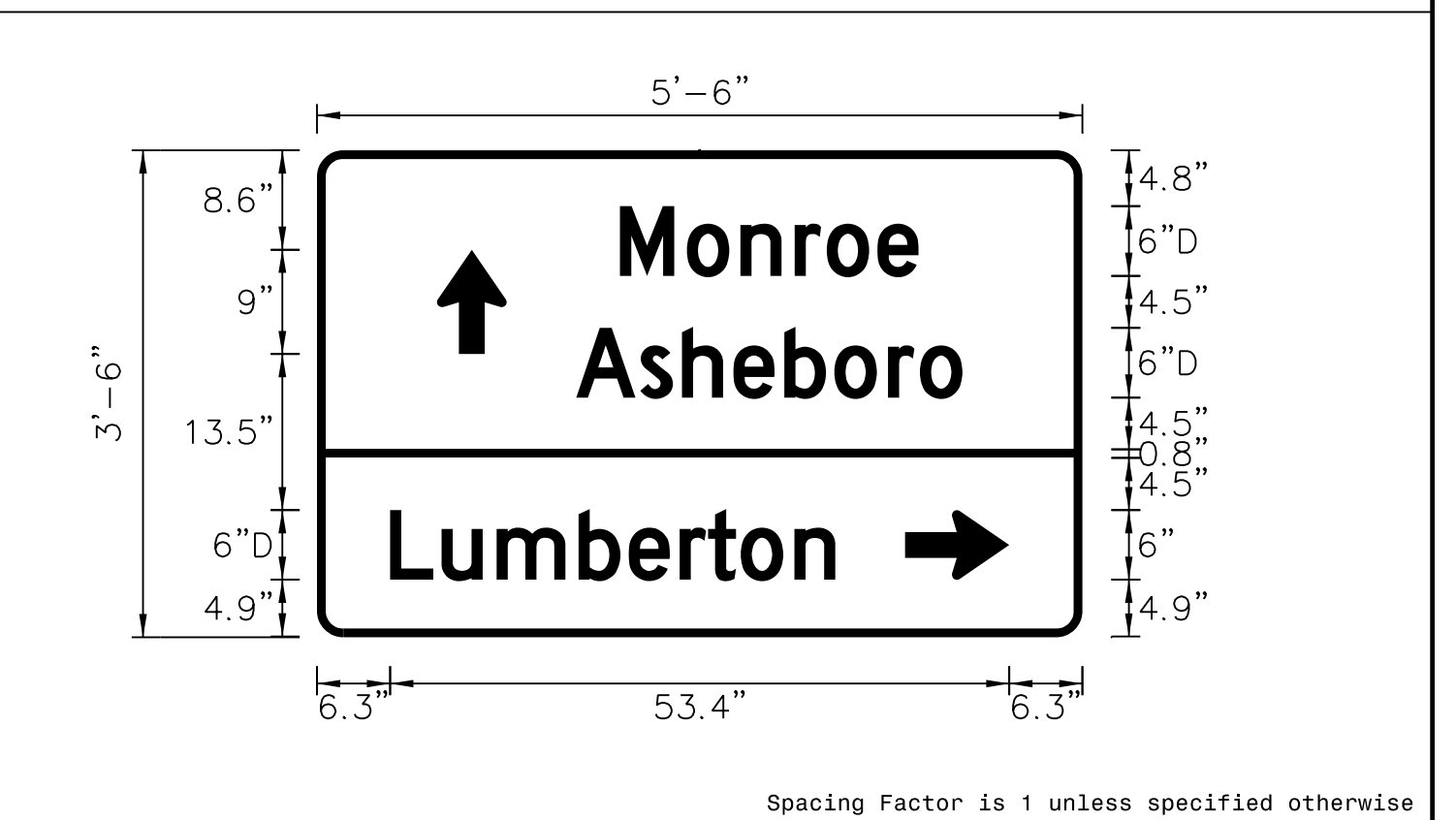
SIGN NUMBER: 306
 TYPE: D
 QUANTITY: 1
 SIGN WIDTH: 5'-6"
 HEIGHT: 3'-6"
 TOTAL AREA: 19.3 Sq.Ft.
 BORDER TYPE: FLUSH
 RECESS: 0"
 WIDTH: 0.75"
 RADII: 2.25"
 NO. Z BARS: N/A
 LENGTH: N/A

BACKG COLOR: Green/Green
 COPY COLOR: White/White

SYMBOL	X	Y	WID	HT
Type D Arrow	10.4	24.4	6	9
Type D Arrow	50.7	5	6	9

MAT'L: 0.125" ALUMINUM

DESIGN BY: MCB
 PROJECT ID: R-3421A
 CHECKED BY: TRT/ADK
 DIV: 08
 DATE: May 2019




NOTES:
 1. Legend and border shall be direct applied Grade C reflective sheeting.
 2. Background shall be Grade C reflective sheeting.

LETTER POSITIONS

Letter spacings are to start of next letter													Series/Size						
	M	o	n	r	o	e		A	s	h	e	b	o	r	o				Text Length
	26.1	5.8	4.6	4.7	2.8	4.4	3.5	14.1											D 2000
																			25.7
	22.4	5.5	3.6	4.4	4.4	4.3	4.6	2.8	3.7	10.4									D 2000
		L	u	m	b	e	r	t	o	n									33.3
	6.3	4.4	4.7	7.1	4.3	4.4	2.5	2.8	4.6	3.5	21.3								D 2000
																			38.4

APPROVED: *Andrew D. Klincksiek*
E3078F8459E44B
 DATE: 7/5/2019



**DOCUMENT NOT CONSIDERED FINAL
UNLESS ALL SIGNATURES COMPLETED**

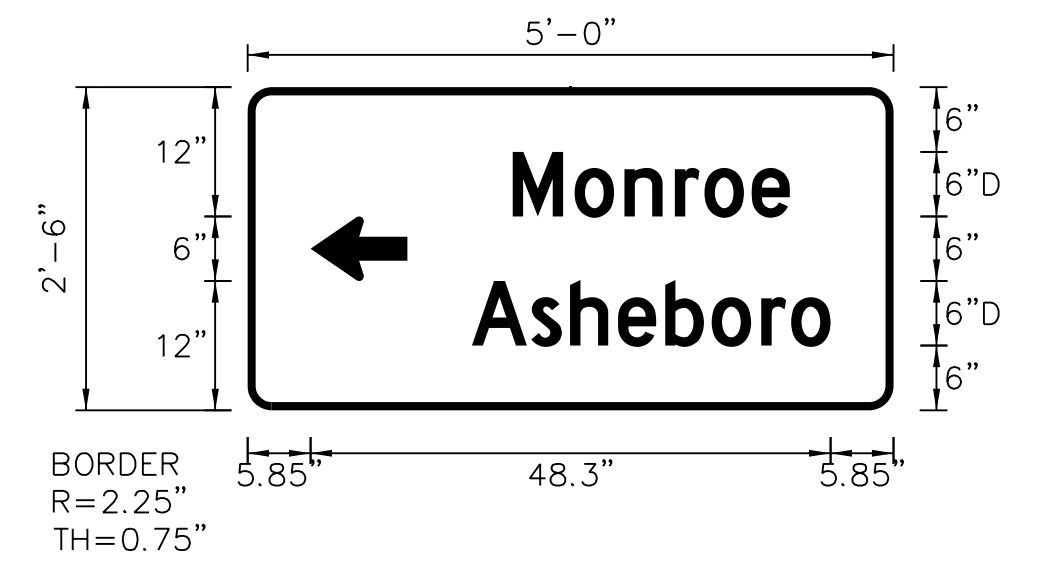
SIGN NUMBER: 307
 TYPE: D
 QUANTITY: 1
 SIGN WIDTH: 5'-0"
 HEIGHT: 2'-6"
 TOTAL AREA: 12.5 Sq.Ft.
 BORDER TYPE: FLUSH
 RECESS: 0"
 WIDTH: 0.75"
 RADII: 2.25"
 NO. Z BARS: N/A
 LENGTH: N/A

BACKG COLOR: Green
 COPY COLOR: White

SYMBOL	X	Y	WID	HT
Type D Arrow	5.9	12	6	9

MAT'L: 0.125" ALUMINUM

DESIGN BY: JTT
 PROJECT ID: R-3421A
 CHECKED BY: TRT/ADK
 DIV: 08
 DATE: May 2019



NOTES:
 1. Legend and border shall be direct applied Grade C reflective sheeting.
 2. Background shall be Grade C reflective sheeting.

LETTER POSITIONS

Letter spacings are to start of next letter											Series/Size Text Length
	M	o	n	r	o	e					D 2000
24.6	5.8	4.6	4.7	2.8	4.4	3.5	9.6				25.7
	A	s	h	e	b	o	r	o			D 2000
20.9	5.5	3.6	4.4	4.4	4.3	4.6	2.8	3.7	5.9		33.3

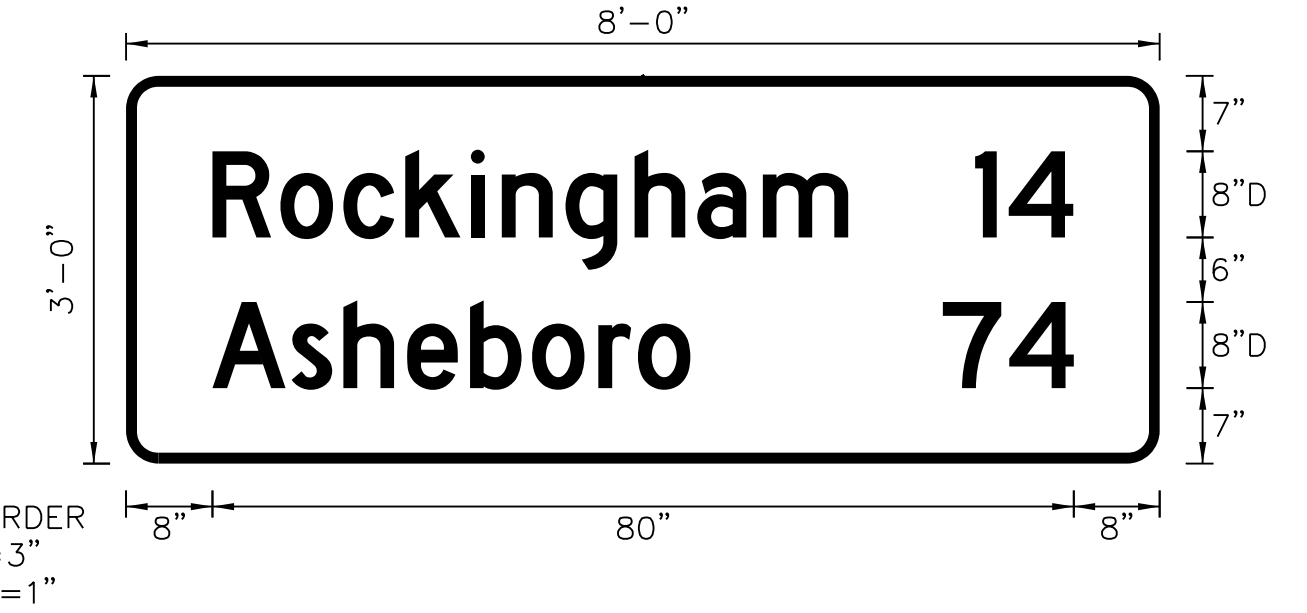
SIGN NUMBER: 308
 TYPE: D
 QUANTITY: 1
 SIGN WIDTH: 8'-0"
 HEIGHT: 3'-0"
 TOTAL AREA: 24.0 Sq.Ft.
 BORDER TYPE: FLUSH
 RECESS: 0"
 WIDTH: 1"
 RADII: 3"
 NO. Z BARS: N/A
 LENGTH: N/A

BACKG COLOR: Green
 COPY COLOR: White

SYMBOL	X	Y	WID	HT
Type D Arrow	7.9	17.9	6	9
Type D Arrow	6.4	4.9	6	9

MAT'L: 0.125" ALUMINUM

DESIGN BY: JTT
 PROJECT ID: R-3421A
 CHECKED BY: TRT/ADK
 DIV: 08
 DATE: May 2019



NOTES:
 1. Legend and border shall be direct applied Grade C reflective sheeting.
 2. Background shall be Grade C reflective sheeting.

LETTER POSITIONS

Letter spacings are to start of next letter													Series/Size Text Length
	R	o	c	k	i	n	g	h	a	m			D 2000
8	6.3	5.8	5.8	6.1	2.9	5.9	6.4	5.8	6.1	7.9	28.9		59
	1	4											D 2000
78.9	3.1	6	8										9.1
	A	s	h	e	b	o	r	o					D 2000
8	7.4	4.8	5.9	5.8	5.8	6.2	3.7	4.9	43.6				44.4
	7	4											D 2000
75.9	6.2	6	8										12.2

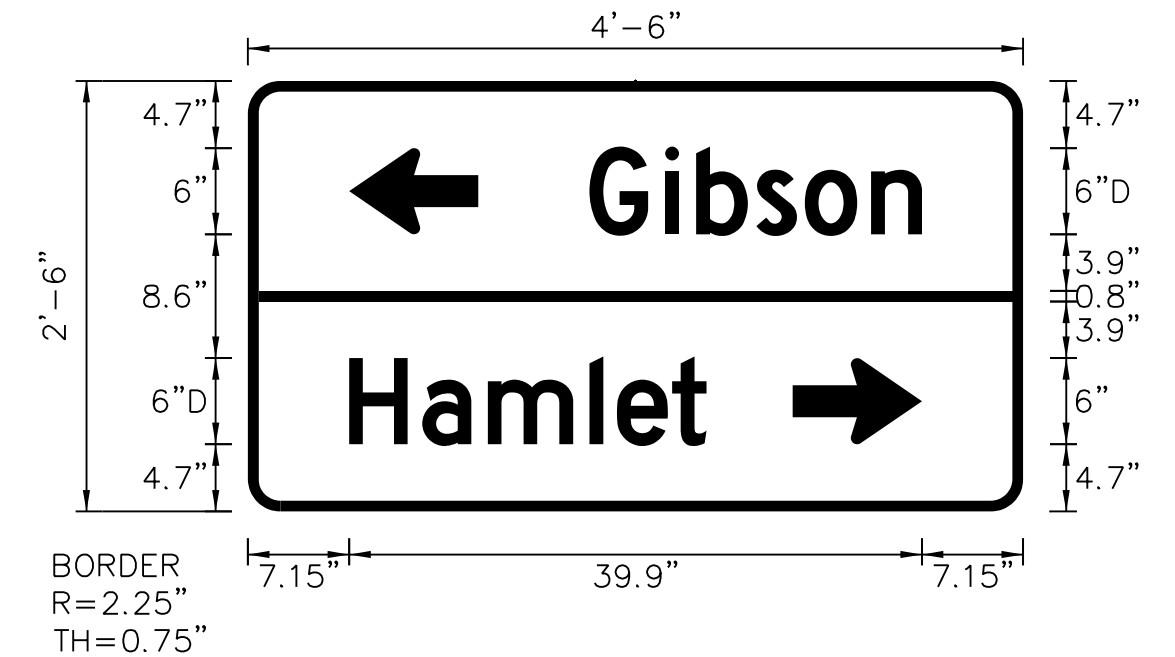
SIGN NUMBER: 310,314
 TYPE: D
 QUANTITY: 2
 SIGN WIDTH: 4'-6"
 HEIGHT: 2'-6"
 TOTAL AREA: 11.3 Sq.Ft.
 BORDER TYPE: FLUSH
 RECESS: 0"
 WIDTH: 0.75"
 RADII: 2.25"
 NO. Z BARS: N/A
 LENGTH: N/A

BACKG COLOR: Green / Green
 COPY COLOR: White/White

SYMBOL	X	Y	WID	HT
Type D Arrow	7	19.3	6	9
Type D Arrow	38	4.7	6	9

MAT'L: 0.125" ALUMINUM

DESIGN BY: JTT
 PROJECT ID: R-3421A
 CHECKED BY: TRT/ADK
 DIV: 08
 DATE: May 2019



NOTES:
 1. Legend and border shall be direct applied Grade C reflective sheeting.
 2. Background shall be Grade C reflective sheeting.

LETTER POSITIONS

Letter spacings are to start of next letter											Series/Size Text Length
	G	i	b	s	o	n					D 2000
23.8	5.3	2.2	4.2	3.4	4.6	3.5	7.1				23.2
	H	a	m	l	e	t					D 2000
7	5.1	4.6	7.1	1.9	3.8	2.4	22.1				24.9

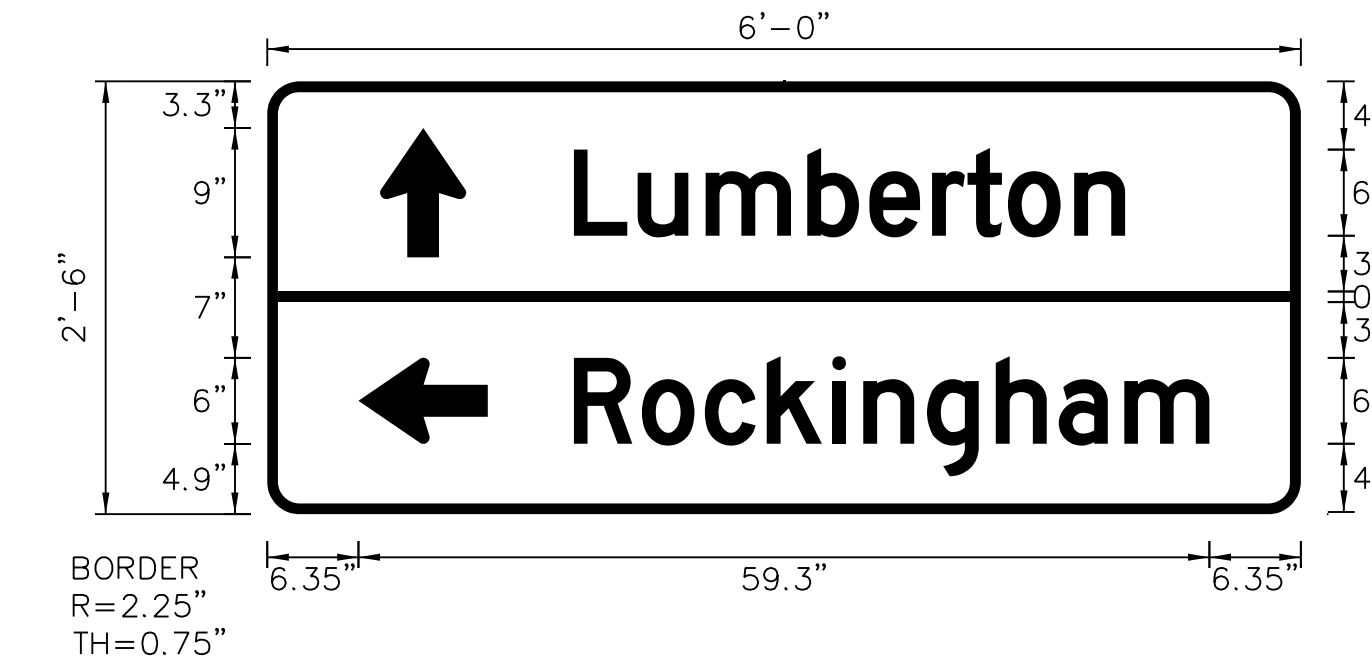
SIGN NUMBER: 311,331
 TYPE: D
 QUANTITY: 2
 SIGN WIDTH: 6'-0"
 HEIGHT: 2'-6"
 TOTAL AREA: 15.1 Sq.Ft.
 BORDER TYPE: FLUSH
 RECESS: 0"
 WIDTH: 0.75"
 RADII: 2.25"
 NO. Z BARS: N/A
 LENGTH: N/A

BACKG COLOR: Green/Green
 COPY COLOR: White/White

SYMBOL	X	Y	WID	HT
Type D Arrow	7.9	17.9	6	9
Type D Arrow	6.4	4.9	6	9

MAT'L: 0.125" ALUMINUM

DESIGN BY: MCB
 PROJECT ID: R-3421A
 CHECKED BY: TRT/ADK
 DIV: 08
 DATE: May 2019




NOTES:
 1. Legend and border shall be direct applied Grade C reflective sheeting.
 2. Background shall be Grade C reflective sheeting.

LETTER POSITIONS

Letter spacings are to start of next letter													Series/Size Text Length
	L	u	m	b	e	r	t	o	n				D 2000
21.4	4.4	4.7	7.1	4.3	4.4	2.5	2.8	4.6	3.5	12.2			38.4
	R	o	c	k	i	n	g	h	a	m			D 2000
21.4	4.7	4.4	4.3	4.6	2.2	4.4	4.8	4.4	4.6	5.9	6.4		44.3

APPROVED: *Andrew D. Klimstiek*
E3078F8459E44B
 DATE: 7/5/2019



**DOCUMENT NOT CONSIDERED FINAL
UNLESS ALL SIGNATURES COMPLETED**

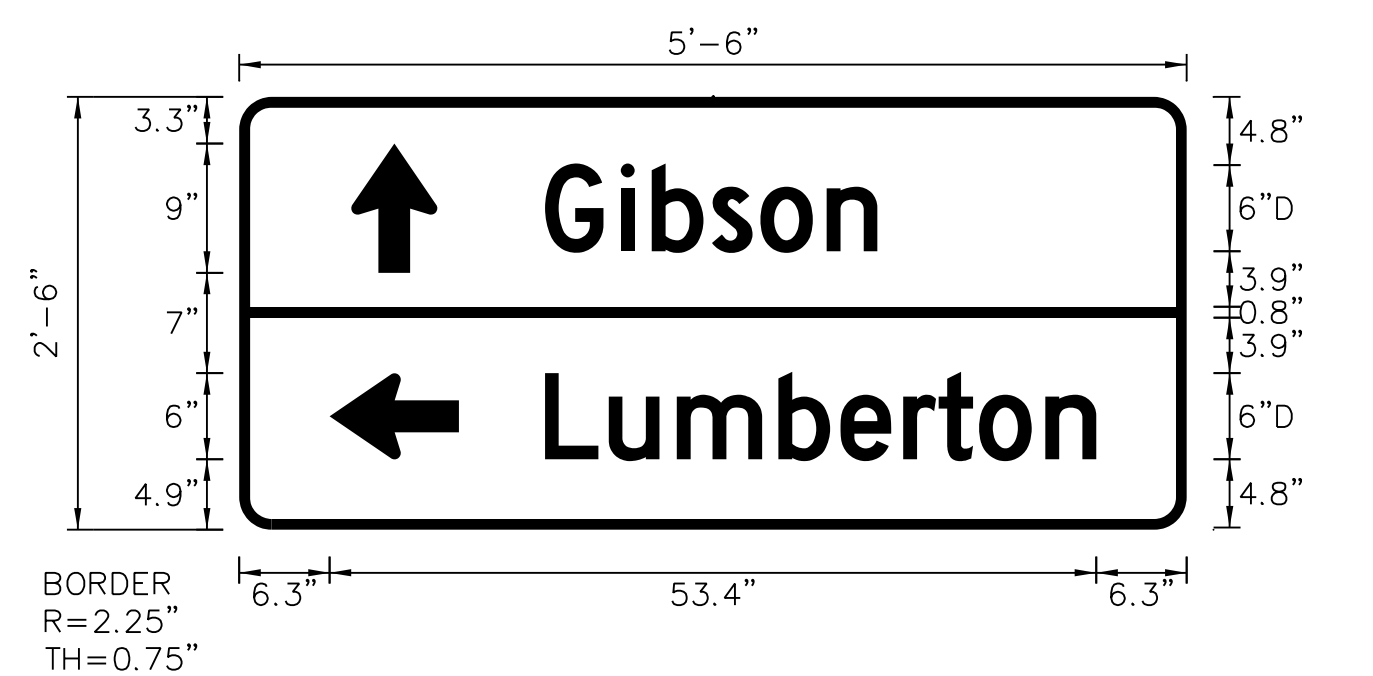
SIGN NUMBER: 312
 TYPE: D
 QUANTITY: 1
 SIGN WIDTH: 5'-6"
 HEIGHT: 2'-6"
 TOTAL AREA: 13.8 Sq.Ft.
 BORDER TYPE: FLUSH
 RECESS: 0"
 WIDTH: 0.75"
 RADII: 2.25"
 NO. Z BARS: N/A
 LENGTH: N/A

BACKG COLOR: Green/Green
 COPY COLOR: White/White

SYMBOL	X	Y	WID	HT
Type D Arrow	7.8	17.9	6	9
Type D Arrow	6.3	4.9	6	9

MAT'L: 0.125" ALUMINUM

DESIGN BY: MCB
 PROJECT ID: R-3421A
 CHECKED BY: TRT/ADK
 DIV: 08
 DATE: May 2019



NOTES:
 1. Legend and border shall be direct applied Grade C reflective sheeting.
 2. Background shall be Grade C reflective sheeting.

LETTER POSITIONS

Letter spacings are to start of next letter													Series/Size Text Length
	G	i	b	s	o	n							D 2000
21.3	5.3	2.2	4.2	3.4	4.6	3.5	21.5						23.2
	L	u	m	b	e	r	t	o	n				D 2000
21.3	4.4	4.7	7.1	4.3	4.4	2.5	2.8	4.6	3.5	6.3			38.4

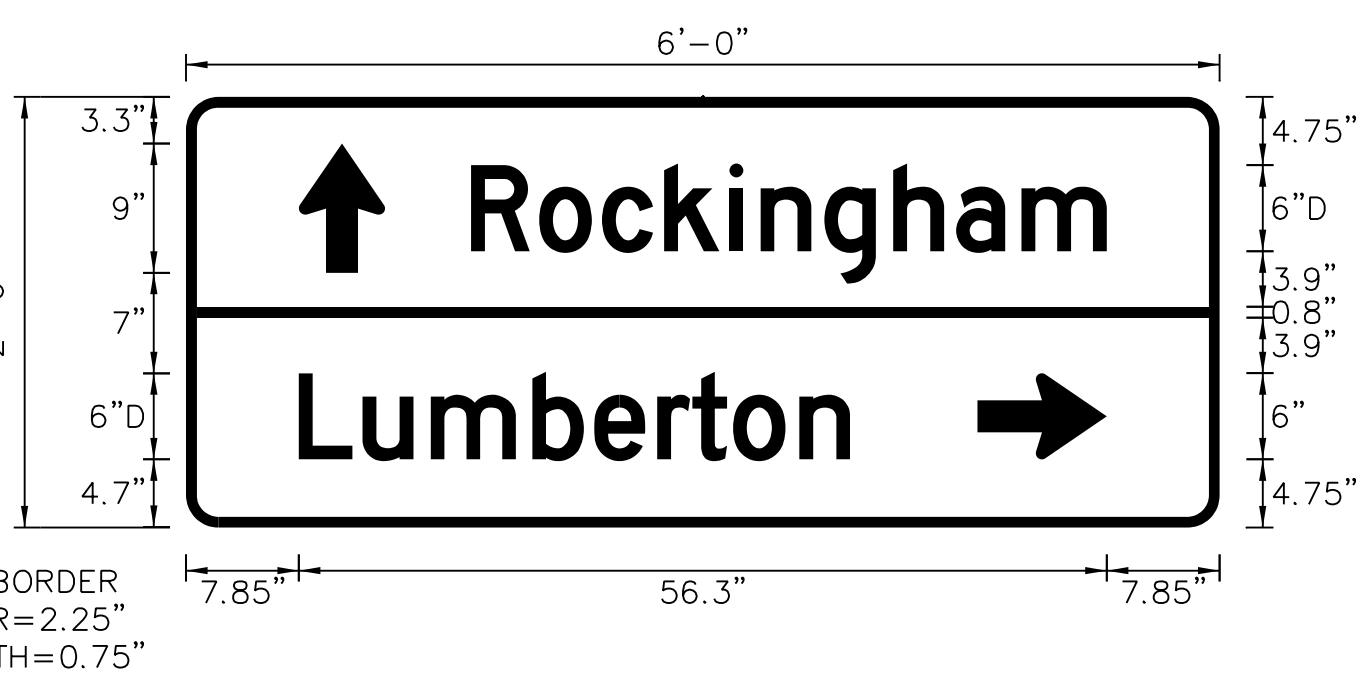
SIGN NUMBER: 313,322,336,346
 TYPE: D
 QUANTITY: 4
 SIGN WIDTH: 6'-0"
 HEIGHT: 2'-6"
 TOTAL AREA: 15.0 Sq.Ft.
 BORDER TYPE: FLUSH
 RECESS: 0"
 WIDTH: 0.75"
 RADII: 2.25"
 NO. Z BARS: N/A
 LENGTH: N/A

BACKG COLOR: Green/Green
 COPY COLOR: White/White

SYMBOL	X	Y	WID	HT
Type D Arrow	7.9	17.8	6	9
Type D Arrow	55.1	4.8	6	9

MAT'L: 0.125" ALUMINUM

DESIGN BY: MCB
 PROJECT ID: R-3421A
 CHECKED BY: TRT/ADK
 DIV: 08
 DATE: May 2019



NOTES:
 1. Legend and border shall be direct applied Grade C reflective sheeting.
 2. Background shall be Grade C reflective sheeting.

LETTER POSITIONS

Letter spacings are to start of next letter													Series/Size Text Length
	R	o	c	k	i	n	g	h	a	m			D 2000
19.9	4.7	4.4	4.3	4.6	2.2	4.4	4.8	4.4	4.6	5.9	7.9		44.3
	L	u	m	b	e	r	t	o	n				D 2000
7.9	4.4	4.7	7.1	4.3	4.4	2.5	2.8	4.6	3.5	25.7			38.4

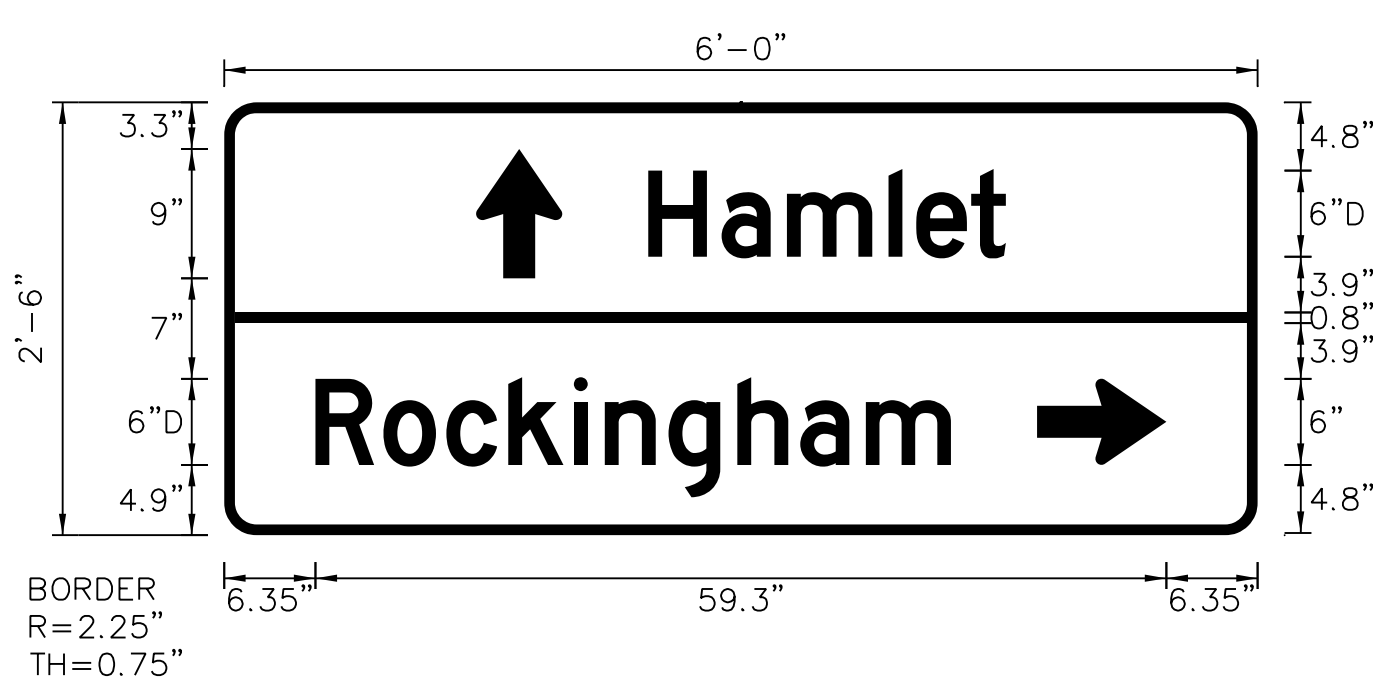
SIGN NUMBER: 315,337
 TYPE: D
 QUANTITY: 2
 SIGN WIDTH: 6'-0"
 HEIGHT: 2'-6"
 TOTAL AREA: 15.1 Sq.Ft.
 BORDER TYPE: FLUSH
 RECESS: 0"
 WIDTH: 0.75"
 RADII: 2.25"
 NO. Z BARS: N/A
 LENGTH: N/A

BACKG COLOR: Green/Green
 COPY COLOR: White/White

SYMBOL	X	Y	WID	HT
Type D Arrow	17.6	17.9	6	9
Type D Arrow	56.6	4.9	6	9

MAT'L: 0.125" ALUMINUM

DESIGN BY: MCB
 PROJECT ID: R-3421A
 CHECKED BY: TRT/ADK
 DIV: 08
 DATE: May 2019



NOTES:
 1. Legend and border shall be direct applied Grade C reflective sheeting.
 2. Background shall be Grade C reflective sheeting.

LETTER POSITIONS

Letter spacings are to start of next letter													Series/Size Text Length
	H	a	m	l	e	t							D 2000
29.6	5.1	4.6	7.1	1.9	3.8	2.4	17.5						24.9
	R	o	c	k	i	n	g	h	a	m			D 2000
6.4	4.7	4.4	4.3	4.6	2.2	4.4	4.8	4.4	4.6	5.9	21.4		44.3

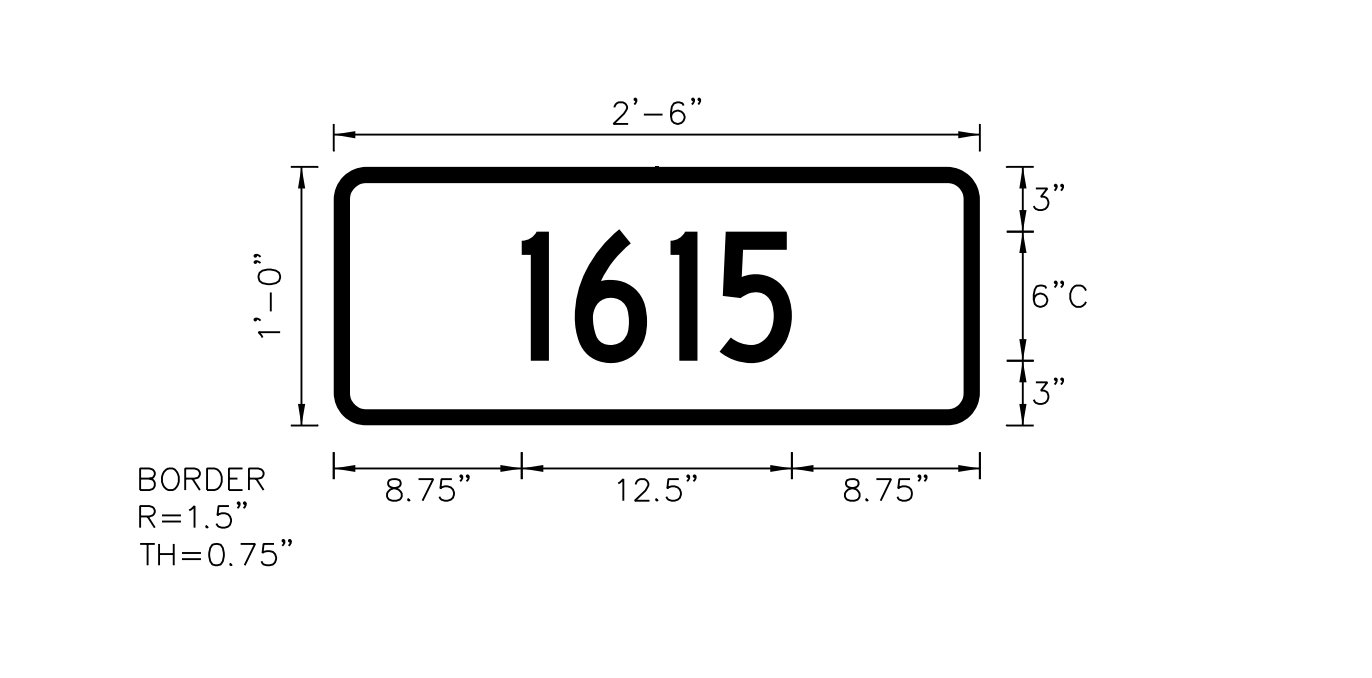
SIGN NUMBER: 316,317
 TYPE: D
 QUANTITY: 2
 SIGN WIDTH: 2'-6"
 HEIGHT: 1'-0"
 TOTAL AREA: 2.5 Sq.Ft.
 BORDER TYPE: FLUSH
 RECESS: 0"
 WIDTH: 0.75"
 RADII: 1.5"
 NO. Z BARS: N/A
 LENGTH: N/A

BACKG COLOR: Green
 COPY COLOR: White

SYMBOL	X	Y	WID	HT

MAT'L: 0.125" ALUMINUM

DESIGN BY: JTT
 PROJECT ID: R-3421A
 CHECKED BY: TRT/ADK
 DIV: 08
 DATE: May 2019



NOTES:
 1. Legend and border shall be direct applied Grade C reflective sheeting.
 2. Background shall be Grade C reflective sheeting.
 3. One 'U' post per sign.

LETTER POSITIONS

Letter spacings are to start of next letter							Series/Size Text Length
	1	6	1	5			C 2000
8.7	2.5	4.4	2.3	3.4	8.7		12.5

APPROVED: *Andrew D. Klimbsiek*
E3078F8459E44B
 DATE: 7/5/2019

SEAL



**DOCUMENT NOT CONSIDERED FINAL
UNLESS ALL SIGNATURES COMPLETED**

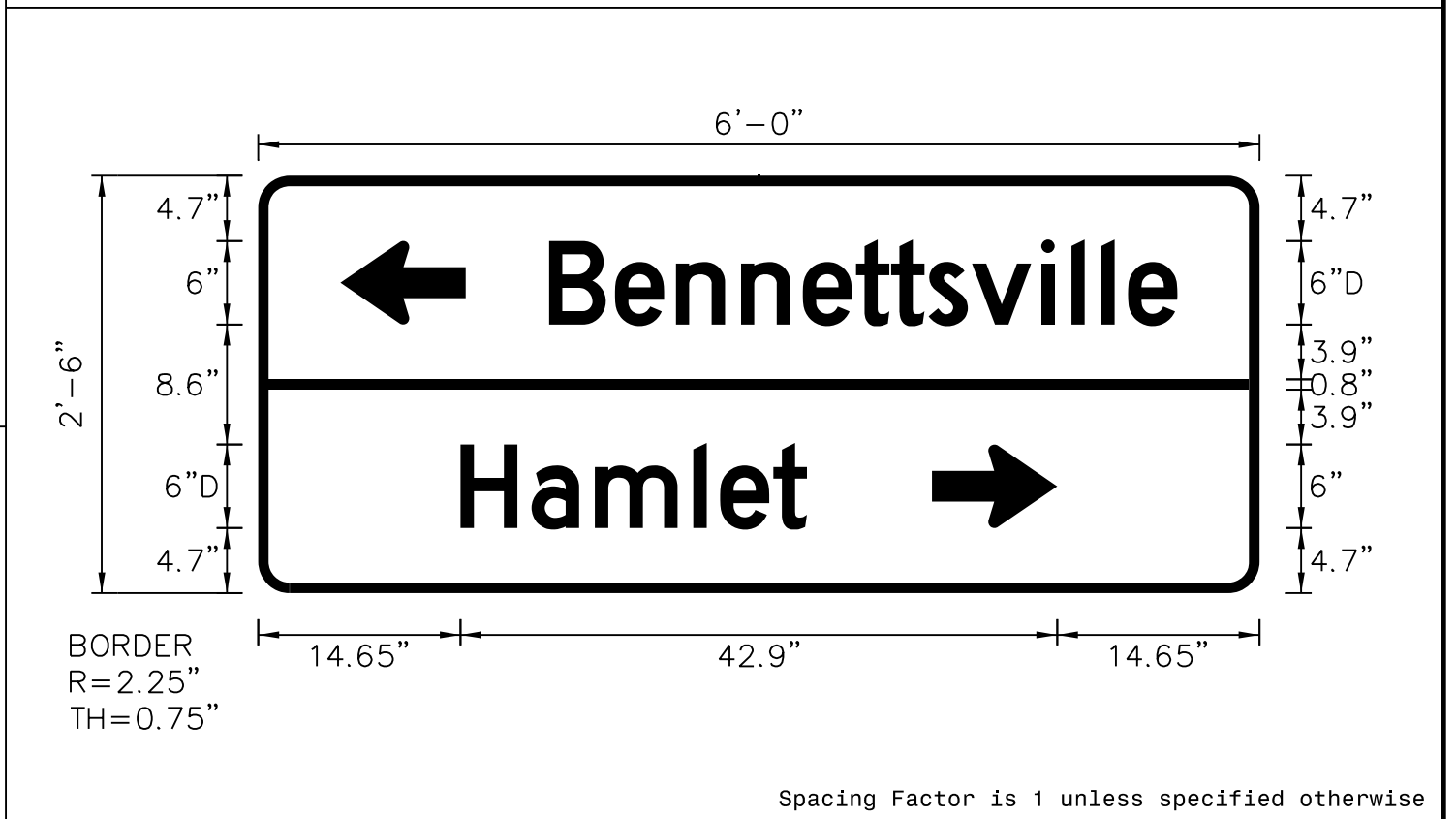
SIGN NUMBER: 318
 TYPE: D
 QUANTITY: 1
 SIGN WIDTH: 6'-0"
 HEIGHT: 2'-6"
 TOTAL AREA: 15.0 Sq.Ft.
 BORDER TYPE: FLUSH
 RECESS: 0"
 WIDTH: 0.75"
 RADII: 2.25"
 NO. Z BARS: N/A
 LENGTH: N/A

BACKG COLOR: Green/Green
 COPY COLOR: White/White

SYMBOL	X	Y	WID	HT
Type D Arrow	5.9	19.3	6	9
Type D Arrow	48.5	4.7	6	9

MAT'L: 0.125" ALUMINUM

DESIGN BY: JTT
 PROJECT ID: R-3421A
 CHECKED BY: TRT/ADK
 DIV: 08
 DATE: May 2019



NOTES:
 1. Legend and border shall be direct applied Grade C reflective sheeting.
 2. Background shall be Grade C reflective sheeting.

LETTER POSITIONS

Letter spacings are to start of next letter

	B	e	n	n	e	t	t	s	v	i	l	l	e		Series/Size Text Length
	20.9	4.7	4.4	4.7	4.4	3.8	2.5	2.7	3.1	5	2.2	2.2	1.9	3.5	45.2
	14.5	5.1	4.6	7.1	1.9	3.8	2.4	32.6							24.9

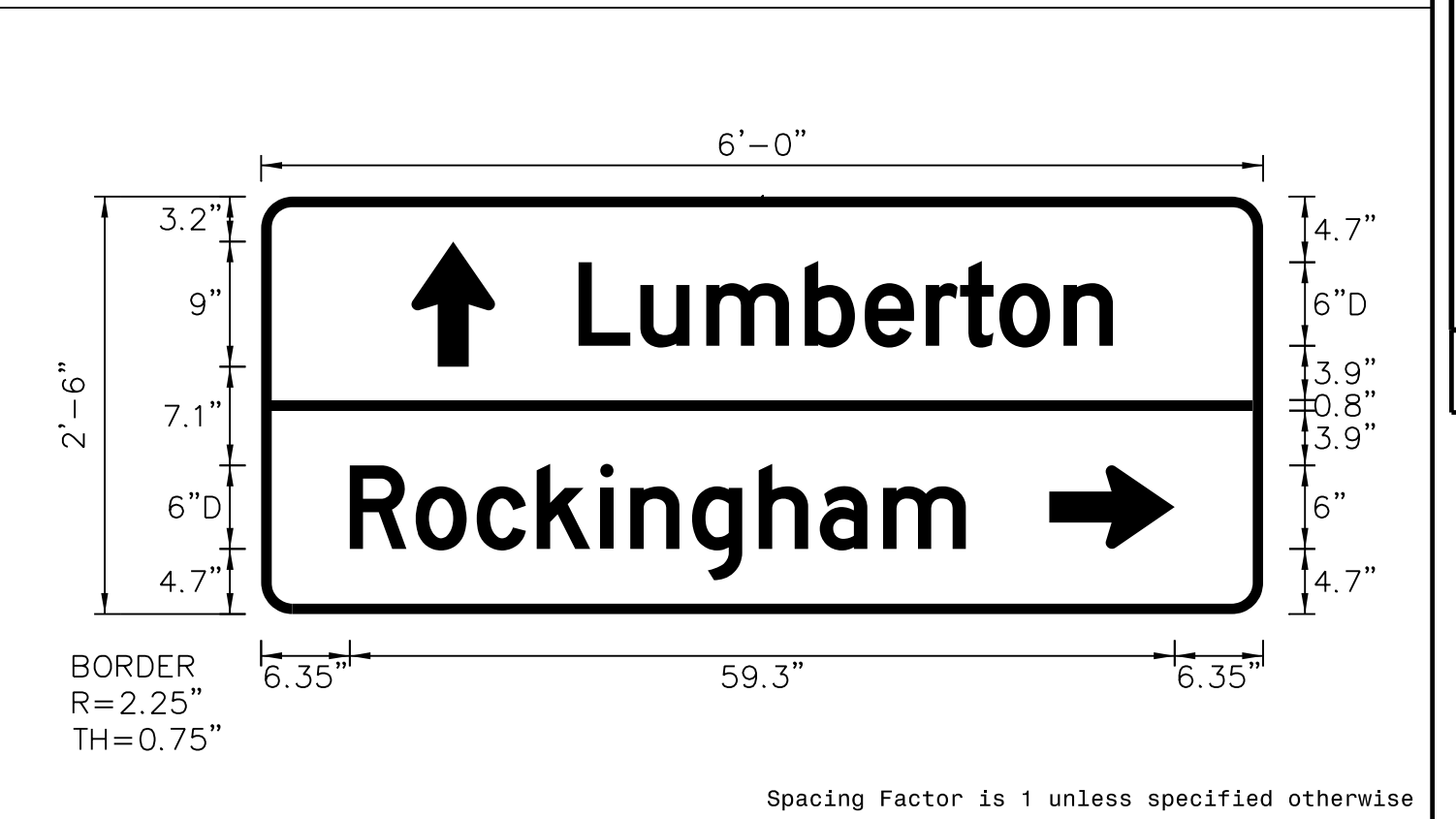
SIGN NUMBER: 319,331,343
 TYPE: D
 QUANTITY: 3
 SIGN WIDTH: 6'-0"
 HEIGHT: 2'-6"
 TOTAL AREA: 15.0 Sq.Ft.
 BORDER TYPE: FLUSH
 RECESS: 0"
 WIDTH: 0.75"
 RADII: 2.25"
 NO. Z BARS: N/A
 LENGTH: N/A

BACKG COLOR: Green/Green
 COPY COLOR: White/White

SYMBOL	X	Y	WID	HT
Type D Arrow	10.8	17.8	6	9
Type D Arrow	56.6	4.7	6	9

MAT'L: 0.125" ALUMINUM

DESIGN BY: MCB
 PROJECT ID: R-3421A
 CHECKED BY: TRT/ADK
 DIV: 08
 DATE: May 2019



NOTES:
 1. Legend and border shall be direct applied Grade C reflective sheeting.
 2. Background shall be Grade C reflective sheeting.

LETTER POSITIONS

Letter spacings are to start of next letter

	L	u	m	b	e	r	t	o	n							Series/Size Text Length
	22.8	4.4	4.7	7.1	4.3	4.4	2.5	2.8	4.6	3.5	10.8					38.4
	6.4	4.7	4.4	4.3	4.6	2.2	4.4	4.8	4.4	4.6	5.9	21.4				44.3

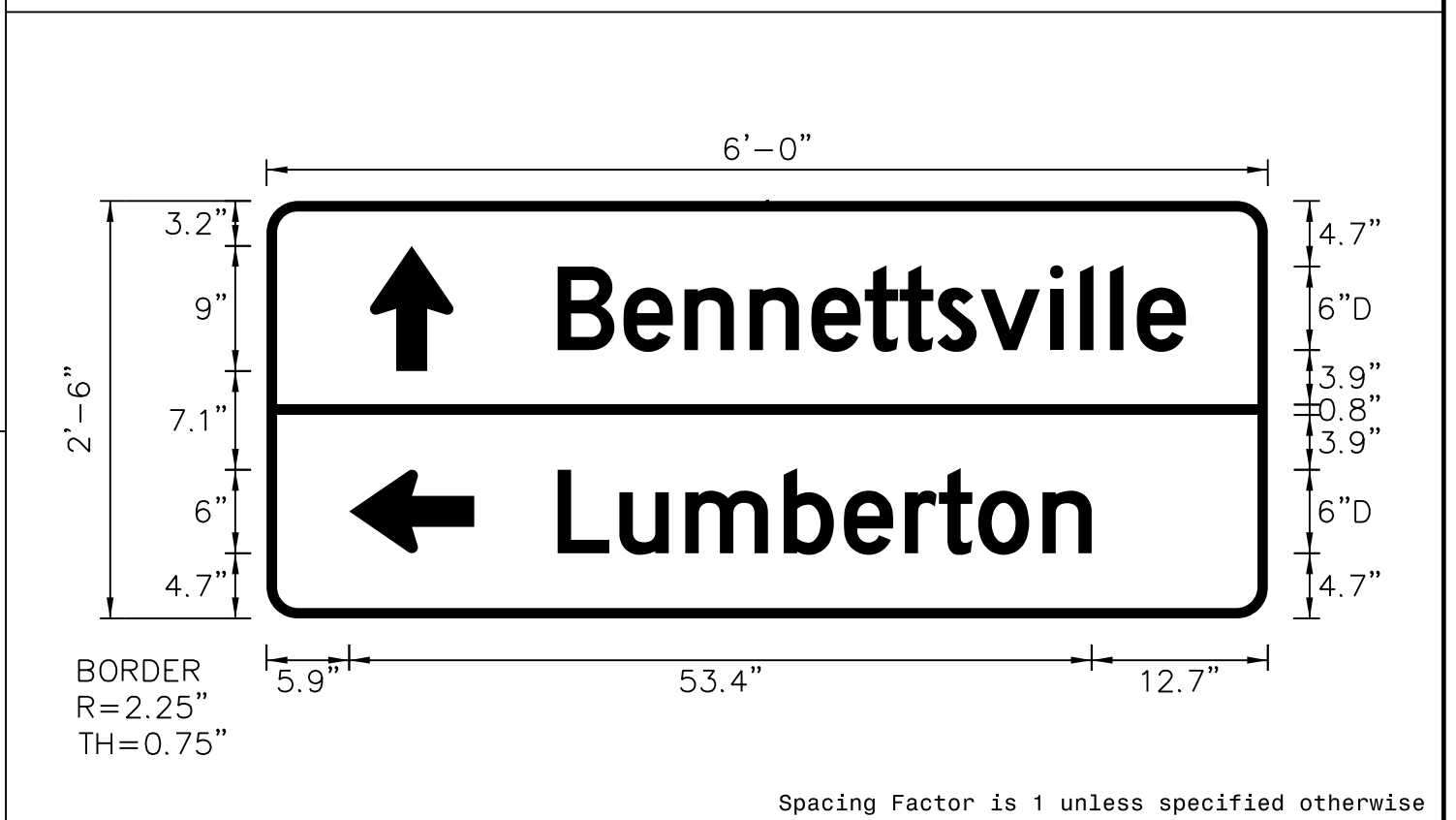
SIGN NUMBER: 320
 TYPE: D
 QUANTITY: 1
 SIGN WIDTH: 6'-0"
 HEIGHT: 2'-6"
 TOTAL AREA: 15.0 Sq.Ft.
 BORDER TYPE: FLUSH
 RECESS: 0"
 WIDTH: 0.75"
 RADII: 2.25"
 NO. Z BARS: N/A
 LENGTH: N/A

BACKG COLOR: Green/Green
 COPY COLOR: White/White

SYMBOL	X	Y	WID	HT
Type D Arrow	7.4	17.8	6	9
Type D Arrow	5.9	4.7	6	9

MAT'L: 0.125" ALUMINUM

DESIGN BY: MCB
 PROJECT ID: R-3421A
 CHECKED BY: TRT/ADK
 DIV: 08
 DATE: May 2019



NOTES:
 1. Legend and border shall be direct applied Grade C reflective sheeting.
 2. Background shall be Grade C reflective sheeting.

LETTER POSITIONS

Letter spacings are to start of next letter

	B	e	n	n	e	t	t	s	v	i	l	l	e		Series/Size Text Length
	20.9	4.7	4.4	4.7	4.4	3.8	2.5	2.7	3.1	5	2.2	2.2	1.9	3.5	45.2
	20.9	4.4	4.7	7.1	4.3	4.4	2.5	2.8	4.6	3.5	12.7				38.4

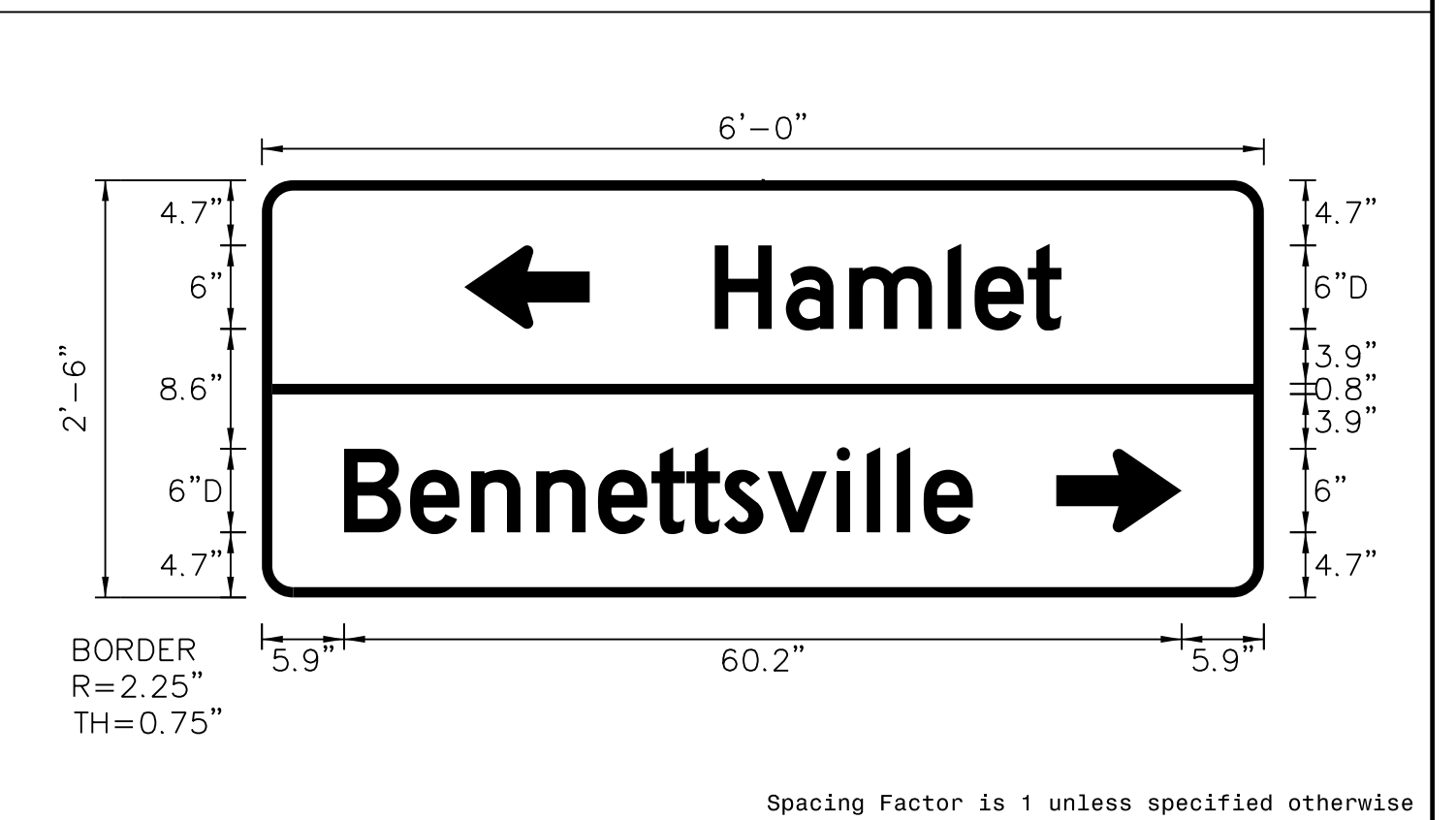
SIGN NUMBER: 321
 TYPE: D
 QUANTITY: 1
 SIGN WIDTH: 6'-0"
 HEIGHT: 2'-6"
 TOTAL AREA: 15.0 Sq.Ft.
 BORDER TYPE: FLUSH
 RECESS: 0"
 WIDTH: 0.75"
 RADII: 2.25"
 NO. Z BARS: N/A
 LENGTH: N/A

BACKG COLOR: Green/Green
 COPY COLOR: White/White

SYMBOL	X	Y	WID	HT
Type D Arrow	14.5	19.3	6	9
Type D Arrow	57.1	4.7	6	9

MAT'L: 0.125" ALUMINUM

DESIGN BY: JTT
 PROJECT ID: R-3421A
 CHECKED BY: TRT/ADK
 DIV: 08
 DATE: May 2019




NOTES:
 1. Legend and border shall be direct applied Grade C reflective sheeting.
 2. Background shall be Grade C reflective sheeting.

LETTER POSITIONS

Letter spacings are to start of next letter

	H	a	m	l	e	t										Series/Size Text Length
	32.6	5.1	4.6	7.1	1.9	3.8	2.4	14.6								24.9
	5.9	4.7	4.4	4.7	4.4	3.8	2.5	2.7	3.1	5	2.2	2.2	1.9	3.5	20.9	45.2

APPROVED: *Andrew D. Klimsiek*
E3078F8459E44B
 DATE: 7/5/2019



**DOCUMENT NOT CONSIDERED FINAL
UNLESS ALL SIGNATURES COMPLETED**

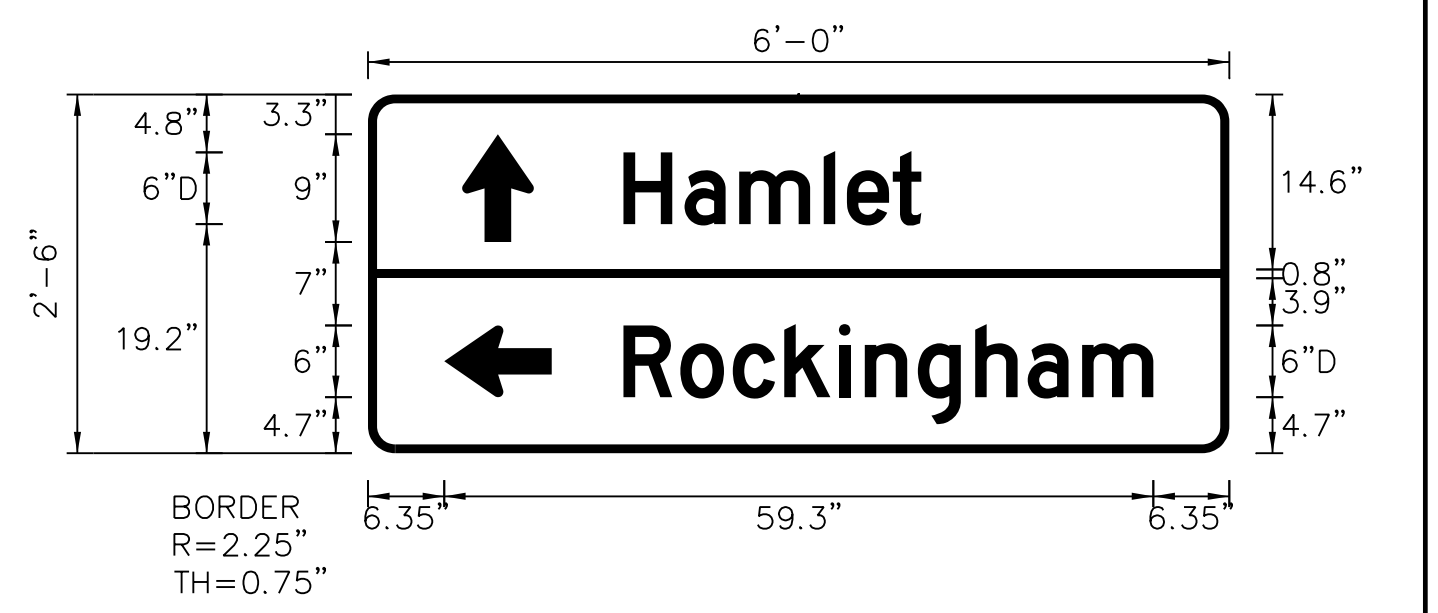
SIGN NUMBER: 323,337
 TYPE: D
 QUANTITY: 2
 SIGN WIDTH: 6'-0"
 HEIGHT: 2'-6"
 TOTAL AREA: 15.0 Sq.Ft.
 BORDER TYPE: FLUSH
 RECESS: 0"
 WIDTH: 0.75"
 RADII: 2.25"
 NO. Z BARS: N/A
 LENGTH: N/A

BACKG COLOR: Green/Green
 COPY COLOR: White/White

SYMBOL	X	Y	WID	HT
Type D Arrow	7.9	17.7	6	9
Type D Arrow	6.4	4.7	6	9

MAT'L: 0.125" ALUMINUM

DESIGN BY: MCB
 PROJECT ID: R-3421A
 CHECKED BY: TRT/ADK
 DIV: 08
 DATE: May 2019



Spacing Factor is 1 unless specified otherwise

- NOTES:
- Legend and border shall be direct applied Grade C reflective sheeting.
 - Background shall be Grade C reflective sheeting.

LETTER POSITIONS

Letter spacings are to start of next letter

Letter spacings are to start of next letter													Series/Size Text Length
21.4	5.1	4.6	7.1	1.9	3.8	2.4	25.7						D 2000
													24.9
21.4	4.7	4.4	4.3	4.6	2.2	4.4	4.8	4.4	4.6	5.9	6.4		D 2000
													44.3

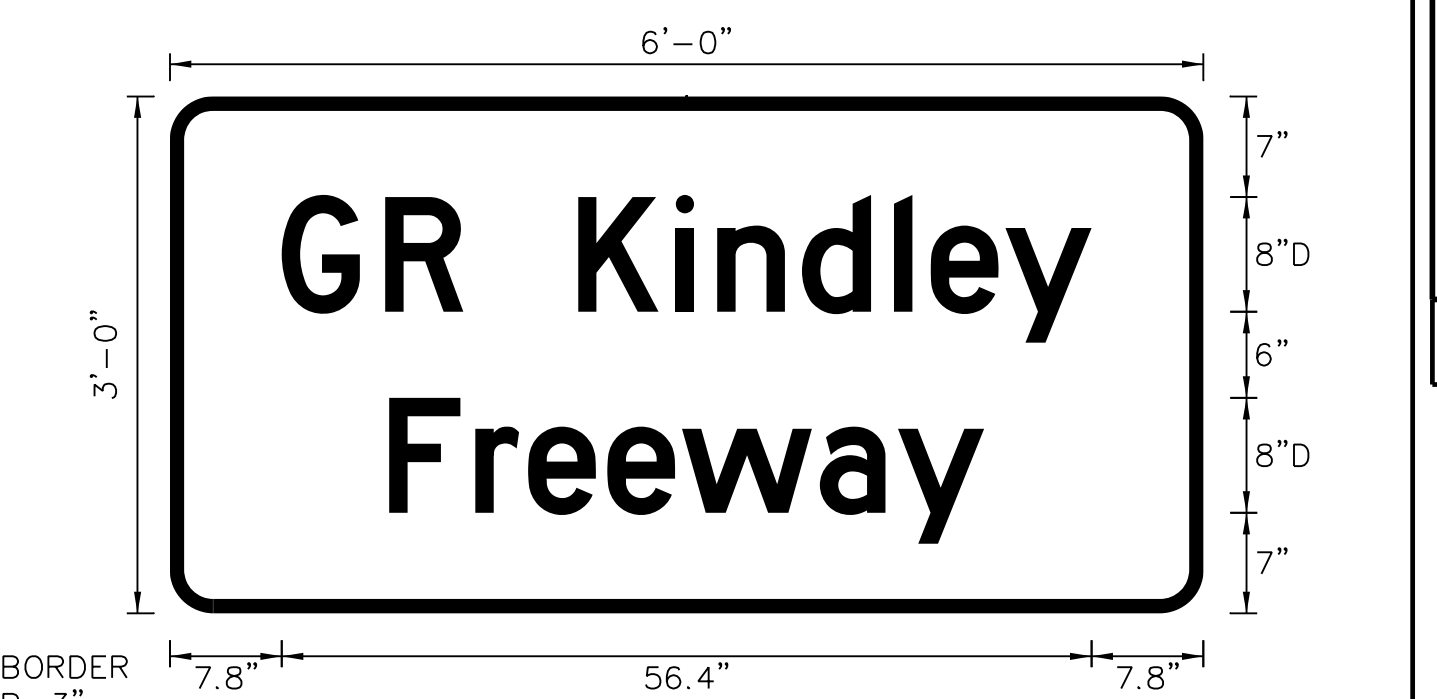
SIGN NUMBER: 324
 TYPE: D
 QUANTITY: 1
 SIGN WIDTH: 6'-0"
 HEIGHT: 3'-0"
 TOTAL AREA: 18.0 Sq.Ft.
 BORDER TYPE: FLUSH
 RECESS: 0"
 WIDTH: 1"
 RADII: 3"
 NO. Z BARS: N/A
 LENGTH: N/A

BACKG COLOR: Green
 COPY COLOR: White

SYMBOL	X	Y	WID	HT

MAT'L: 0.125" ALUMINUM

DESIGN BY: MCB
 PROJECT ID: R-3421A
 CHECKED BY: TRT/ADK
 DIV: 08
 DATE: May 2019



Spacing Factor is 1 unless specified otherwise

- NOTES:
- Legend and border shall be direct applied Grade C reflective sheeting.
 - Background shall be Grade C reflective sheeting.

LETTER POSITIONS

Letter spacings are to start of next letter

Letter spacings are to start of next letter													Series/Size Text Length
7.8	7.2	5.4	8	6.8	2.9	5.9	6.4	2.6	5.2	6	7.8		D 2000
													56.4
15.3	6	3.7	5.5	5.2	9.6	5.4	6	15.3					D 2000
													41.4

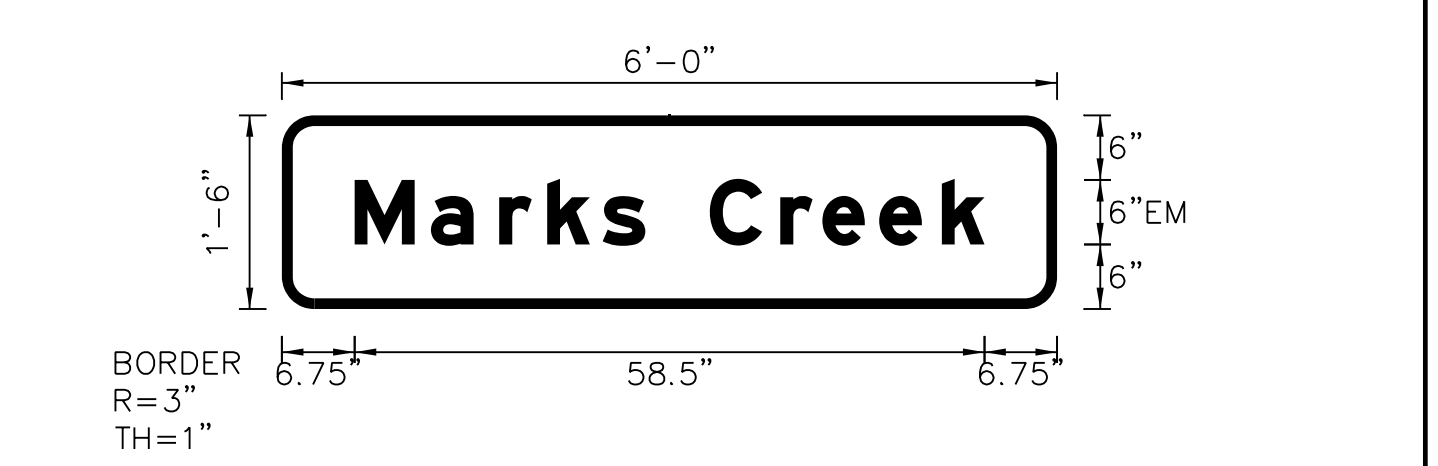
SIGN NUMBER: 325,326
 TYPE: D
 QUANTITY: 2
 SIGN WIDTH: 6'-0"
 HEIGHT: 1'-6"
 TOTAL AREA: 9.0 Sq.Ft.
 BORDER TYPE: FLUSH
 RECESS: 0"
 WIDTH: 1"
 RADII: 3"
 NO. Z BARS: N/A
 LENGTH: N/A

BACKG COLOR: Green
 COPY COLOR: White

SYMBOL	X	Y	WID	HT

MAT'L: 0.125" ALUMINUM

DESIGN BY: JTT
 PROJECT ID: R-3421A
 CHECKED BY: TRT/ADK
 DIV: 08
 DATE: May 2019



Spacing Factor is 1 unless specified otherwise

- NOTES:
- Legend and border shall be direct applied Grade C reflective sheeting.
 - Background shall be Grade C reflective sheeting.

LETTER POSITIONS

Letter spacings are to start of next letter

Letter spacings are to start of next letter													Series/Size Text Length
6.8	7.1	6.4	4.4	5.2	4	6	6.5	3.9	5.3	5.8	4	6.8	EM 2000
													58.5

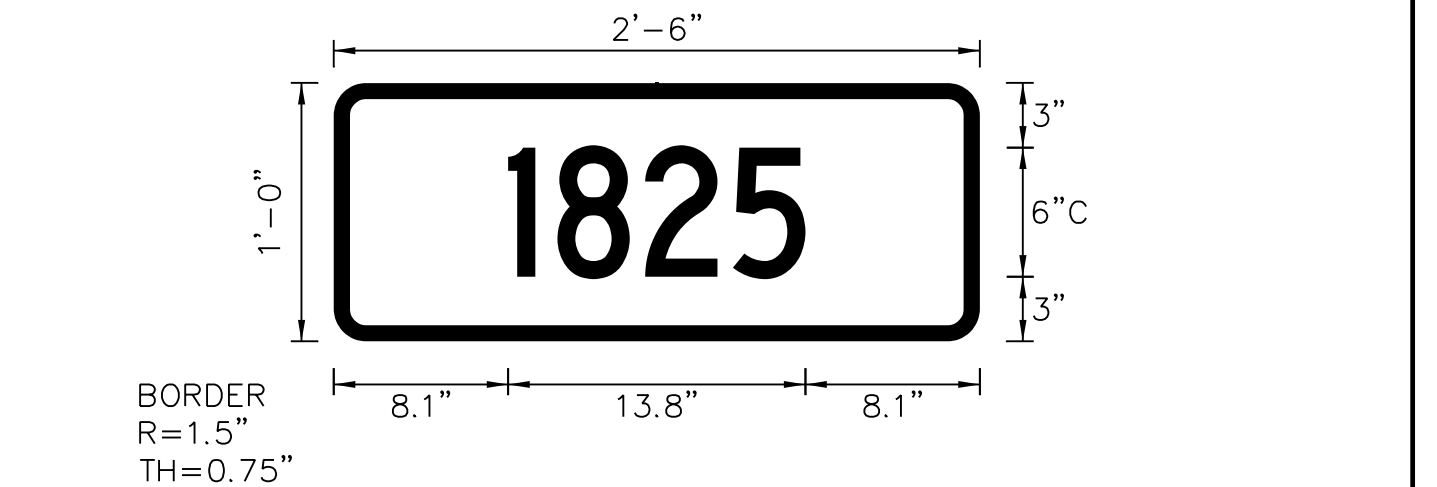
SIGN NUMBER: 327,328
 TYPE: D
 QUANTITY: 2
 SIGN WIDTH: 2'-6"
 HEIGHT: 1'-0"
 TOTAL AREA: 2.5 Sq.Ft.
 BORDER TYPE: FLUSH
 RECESS: 0"
 WIDTH: 0.75"
 RADII: 1.5"
 NO. Z BARS: N/A
 LENGTH: N/A

BACKG COLOR: Green
 COPY COLOR: White

SYMBOL	X	Y	WID	HT

MAT'L: 0.125" ALUMINUM

DESIGN BY: JTT
 PROJECT ID: R-3421A
 CHECKED BY: TRT/ADK
 DIV: 08
 DATE: May 2019



Spacing Factor is 1 unless specified otherwise

- NOTES:
- Legend and border shall be direct applied Grade C reflective sheeting.
 - Background shall be Grade C reflective sheeting.
 - One 'U' post per sign.

LETTER POSITIONS

Letter spacings are to start of next letter

Letter spacings are to start of next letter							Series/Size Text Length
8.1	2.3	4.1	4.1	3.4	8.1		C 2000
							13.8

APPROVED: *Andrew D. Klimbsiek*
E3078F8459E44B
 DATE: 7/5/2019

SEAL



**DOCUMENT NOT CONSIDERED FINAL
UNLESS ALL SIGNATURES COMPLETED**

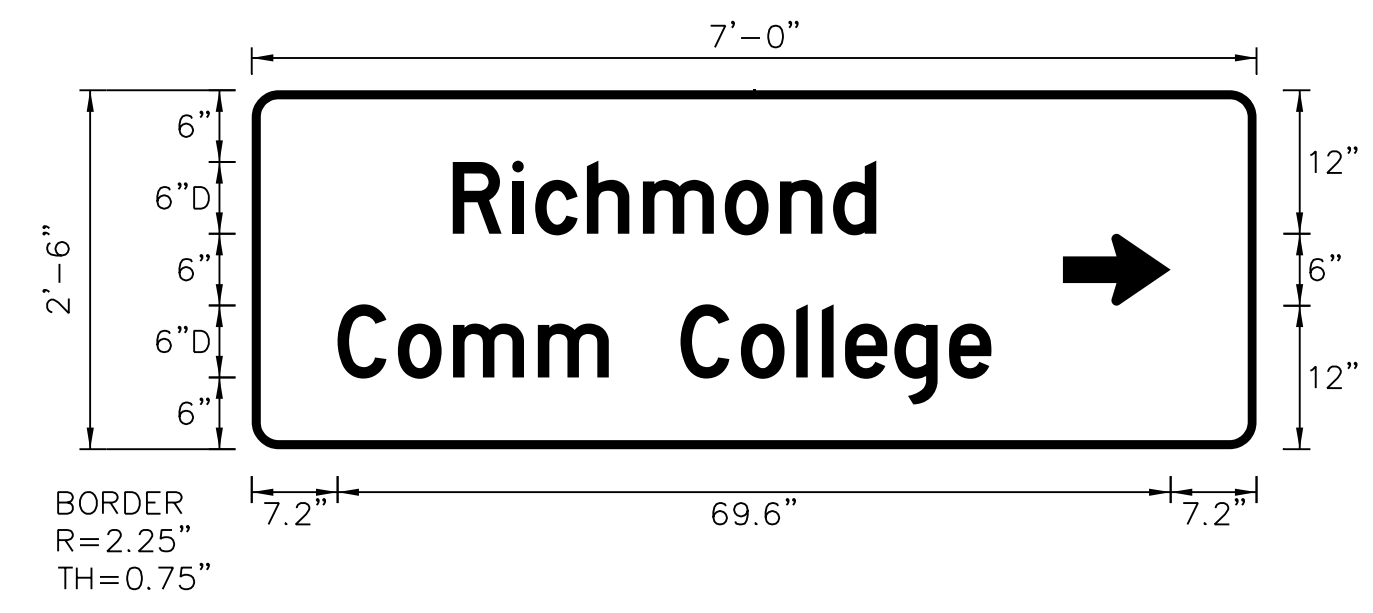
SIGN NUMBER: 329
 TYPE: D
 QUANTITY: 1
 SIGN WIDTH: 7'-0"
 HEIGHT: 2'-6"
 TOTAL AREA: 17.5 Sq.Ft.
 BORDER TYPE: FLUSH
 RECESS: 0"
 WIDTH: 0.75"
 RADII: 2.25"
 NO. Z BARS: N/A
 LENGTH: N/A

BACKG COLOR: Green
 COPY COLOR: White

SYMBOL	X	Y	WID	HT
Type D Arrow	67.8	12	6	9

MAT'L: 0.125" ALUMINUM

DESIGN BY: JTT
 PROJECT ID: R-3421A
 CHECKED BY: TRT/ADK
 DIV: 08
 DATE: May 2019



NOTES:
 1. Legend and border shall be direct applied Grade C reflective sheeting.
 2. Background shall be Grade C reflective sheeting.

LETTER POSITIONS

Letter spacings are to start of next letter													Series/Size Text Length
	R	i	c	h	m	o	n	d					D 2000
16.8	5	1.9	4.3	4.7	6.8	4.6	4.4	3.6	31.8				35.4
	C	o	m	m	C	o	l	i	e	g	e		D 2000
7.2	5	4.6	7.1	5.9	6	5	4.6	2.2	1.9	4.1	4.6	3.5	22.2

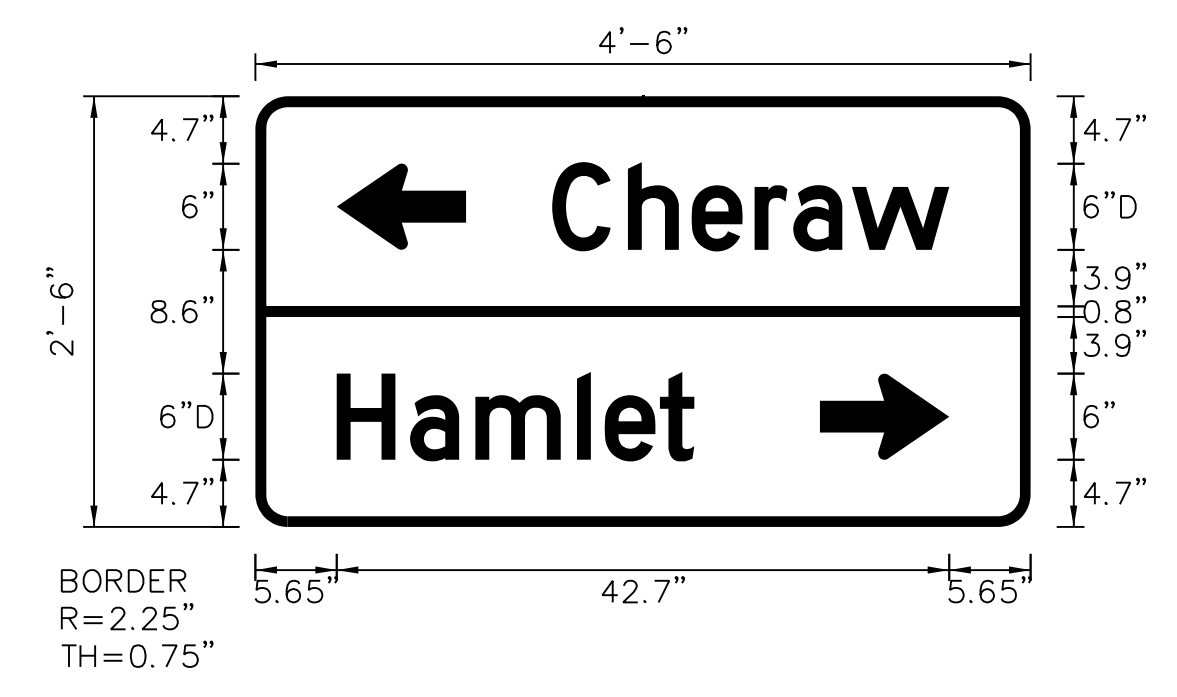
SIGN NUMBER: 330
 TYPE: D
 QUANTITY: 1
 SIGN WIDTH: 4'-6"
 HEIGHT: 2'-6"
 TOTAL AREA: 11.3 Sq.Ft.
 BORDER TYPE: FLUSH
 RECESS: 0"
 WIDTH: 0.75"
 RADII: 2.25"
 NO. Z BARS: N/A
 LENGTH: N/A

BACKG COLOR: Green/Green
 COPY COLOR: White/White

SYMBOL	X	Y	WID	HT
Type D Arrow	5.7	19.3	6	9
Type D Arrow	39.3	4.7	6	9

MAT'L: 0.125" ALUMINUM

DESIGN BY: JTT
 PROJECT ID: R-3421A
 CHECKED BY: TRT/ADK
 DIV: 08
 DATE: May 2019



NOTES:
 1. Legend and border shall be direct applied Grade C reflective sheeting.
 2. Background shall be Grade C reflective sheeting.

LETTER POSITIONS

Letter spacings are to start of next letter													Series/Size Text Length
	C	h	e	r	a	w							D 2000
20.7	5.3	4.4	4.4	2.7	4.1	6.8	5.7						27.7
	H	a	m	l	e	t							D 2000
5.7	5.1	4.6	7.1	1.9	3.8	2.4	23.4						24.9

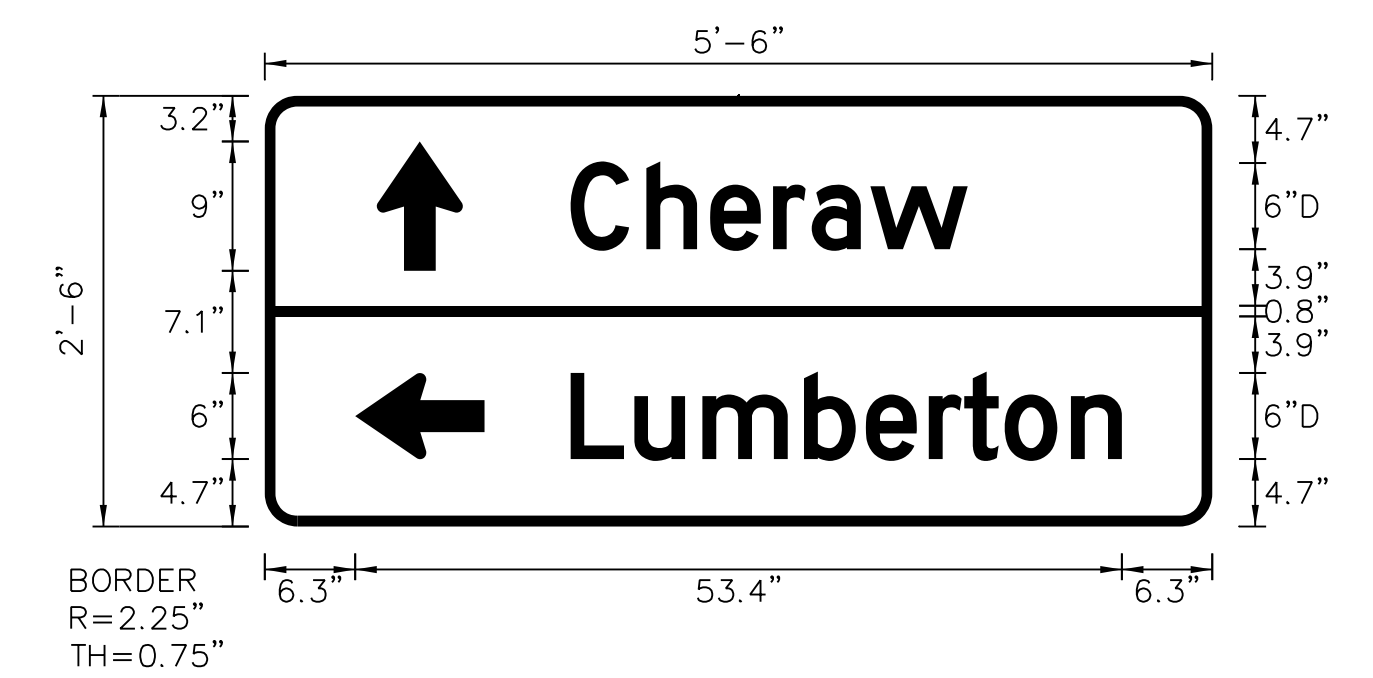
SIGN NUMBER: 332
 TYPE: D
 QUANTITY: 1
 SIGN WIDTH: 5'-6"
 HEIGHT: 2'-6"
 TOTAL AREA: 13.8 Sq.Ft.
 BORDER TYPE: FLUSH
 RECESS: 0"
 WIDTH: 0.75"
 RADII: 2.25"
 NO. Z BARS: N/A
 LENGTH: N/A

BACKG COLOR: Green/Green
 COPY COLOR: White/White

SYMBOL	X	Y	WID	HT
Type D Arrow	7.8	17.8	6	9
Type D Arrow	6.3	4.7	6	9

MAT'L: 0.125" ALUMINUM

DESIGN BY: MCB
 PROJECT ID: R-3421A
 CHECKED BY: TRT/ADK
 DIV: 08
 DATE: May 2019



NOTES:
 1. Legend and border shall be direct applied Grade C reflective sheeting.
 2. Background shall be Grade C reflective sheeting.

LETTER POSITIONS

Letter spacings are to start of next letter													Series/Size Text Length
	C	h	e	r	a	w							D 2000
21.3	5.3	4.4	4.4	2.7	4.1	6.8	17						27.7
	L	u	m	b	e	r	t	o	n				D 2000
21.3	4.4	4.7	7.1	4.3	4.4	2.5	2.8	4.6	3.5	6.3			38.4

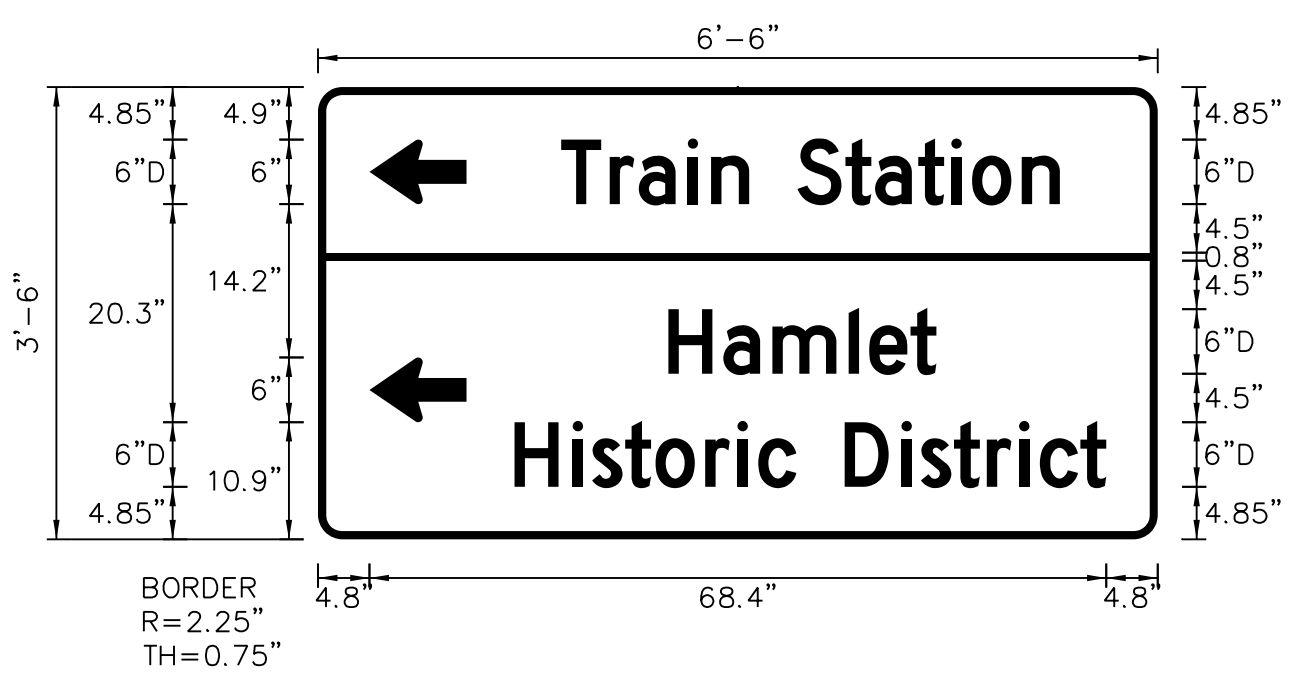
SIGN NUMBER: 333
 TYPE: D
 QUANTITY: 1
 SIGN WIDTH: 6'-6"
 HEIGHT: 3'-6"
 TOTAL AREA: 23.2 Sq.Ft.
 BORDER TYPE: FLUSH
 RECESS: 0"
 WIDTH: 0.75"
 RADII: 2.25"
 NO. Z BARS: N/A
 LENGTH: N/A

BACKG COLOR: Green/Brown
 COPY COLOR: White/White

SYMBOL	X	Y	WID	HT
Type D Arrow	4.8	31.5	6	9
Type D Arrow	4.8	11.2	6	9

MAT'L: 0.125" ALUMINUM

DESIGN BY: MCB
 PROJECT ID: R-3421A
 CHECKED BY: TRT/ADK
 DIV: 08
 DATE: May 2019



NOTES:
 1. Legend and border shall be direct applied Grade C reflective sheeting.
 2. Background shall be Grade C reflective sheeting.

LETTER POSITIONS

Letter spacings are to start of next letter													Series/Size Text Length				
	T	r	a	i	n	S	t	a	t	i	o	n	D 2000				
22.6	4.5	2.7	4.6	2.2	3.5	4.5	4.4	2.8	4	3.1	1.9	4.6	46.3				
	H	a	m	l	e	t							D 2000				
32.5	5.1	4.6	7.1	1.9	3.8	2.4	20.6						24.9				
	H	i	s	t	o	r	i	c	D	i	s	t	r	i	c	t	D 2000
18.3	5.4	1.8	3.1	2.8	4.6	3	1.9	3.5	4.5	5.3	1.8	3.1	3.1	3	1.9	55	

APPROVED: *Andrew D. Klimbsiek*
E3078F8459E44B

DATE: 7/5/2019



**DOCUMENT NOT CONSIDERED FINAL
UNLESS ALL SIGNATURES COMPLETED**

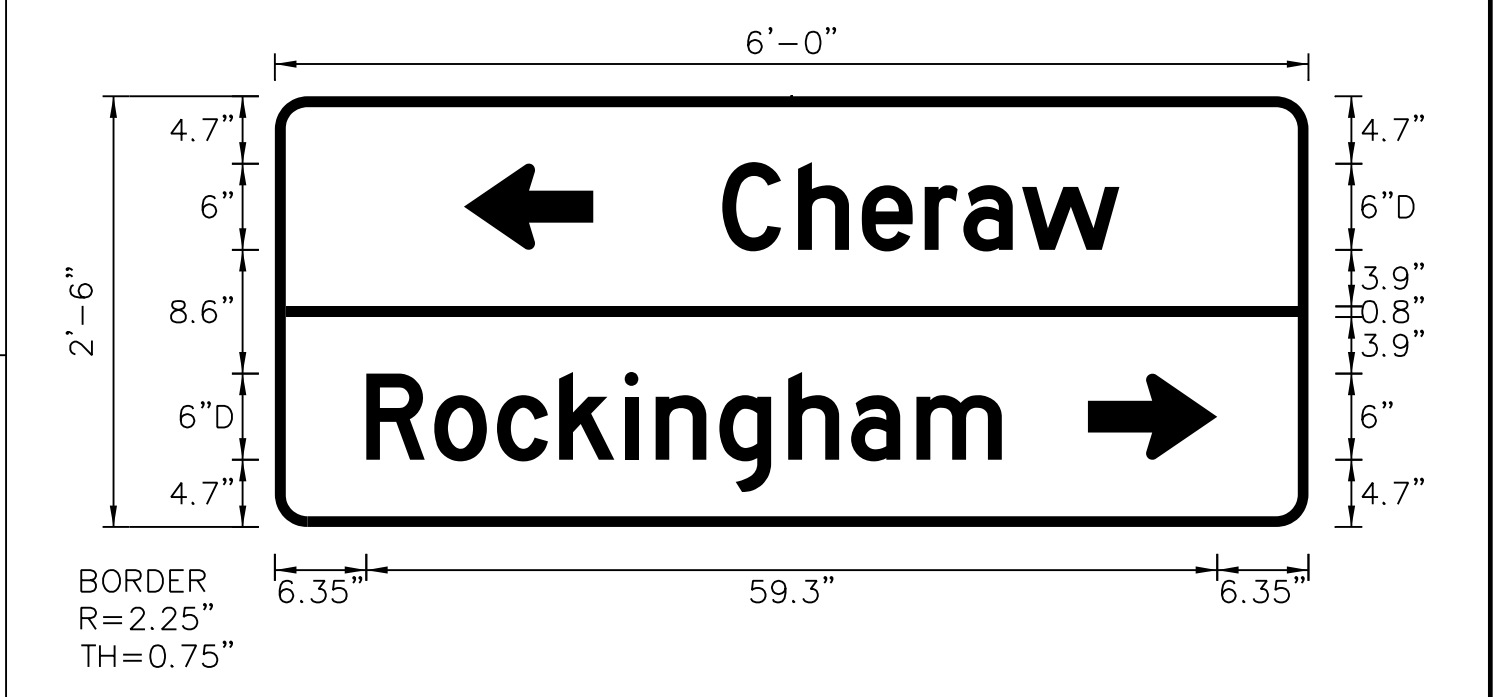
SIGN NUMBER: 342
 TYPE: D
 QUANTITY: 1
 SIGN WIDTH: 6'-0"
 HEIGHT: 2'-6"
 TOTAL AREA: 15.0 Sq.Ft.
 BORDER TYPE: FLUSH
 RECESS: 0"
 WIDTH: 0.75"
 RADII: 2.25"
 NO. Z BARS: N/A
 LENGTH: N/A

BACKG COLOR: Green/Green
 COPY COLOR: White/White

SYMBOL	X	Y	WID	HT
Type D Arrow	13.2	19.3	6	9
Type D Arrow	56.6	4.7	6	9

MAT'L: 0.125" ALUMINUM

DESIGN BY: MCB
 PROJECT ID: R-3421A
 CHECKED BY: TRT/ADK
 DIV: 08
 DATE: May 2019



Spacing Factor is 1 unless specified otherwise

LETTER POSITIONS

Letter spacings are to start of next letter													Series/Size Text Length
C	h	e	r	a	w								D 2000
31.2	5.3	4.4	4.4	2.7	4.1	6.8	13.2						27.7
R	o	c	k	i	n	g	h	a	m				D 2000
6.4	4.7	4.4	4.3	4.6	2.2	4.4	4.8	4.4	4.6	5.9	21.4		44.3

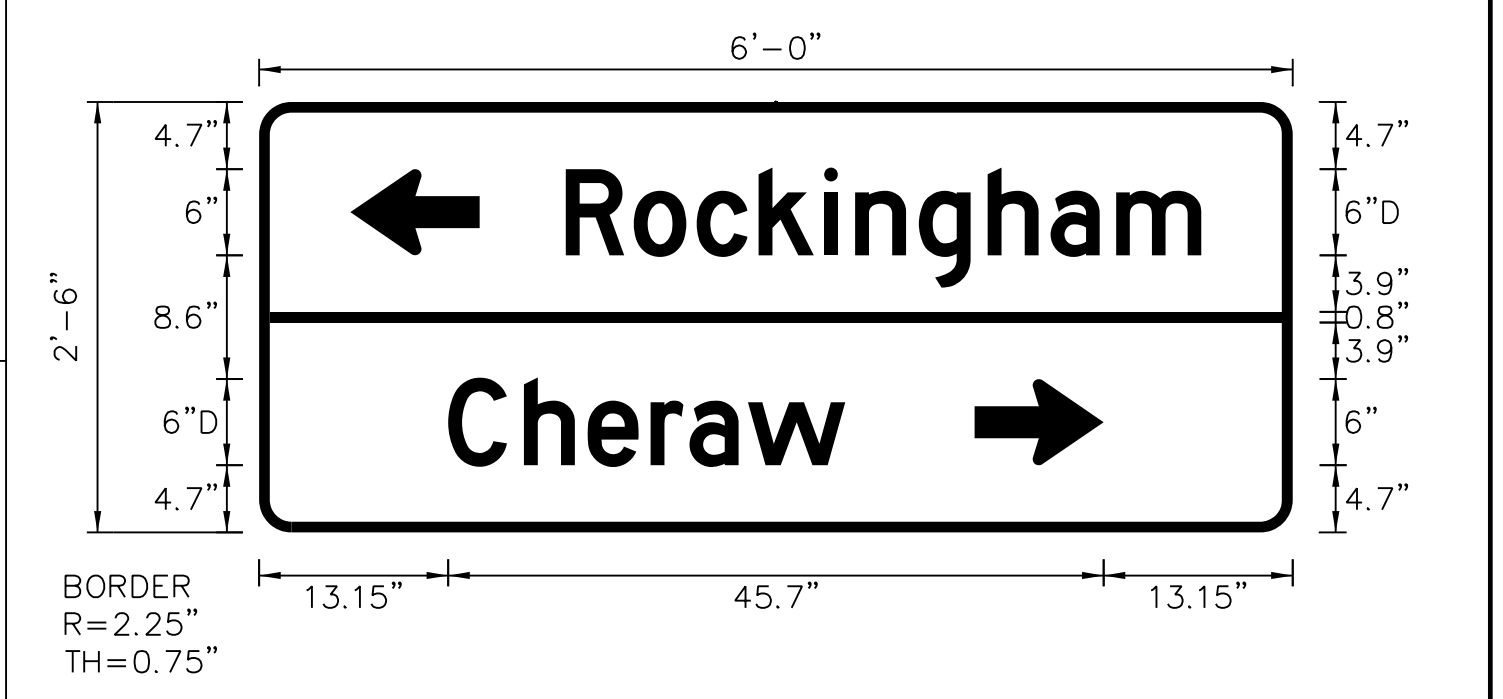
SIGN NUMBER: 345
 TYPE: D
 QUANTITY: 1
 SIGN WIDTH: 6'-0"
 HEIGHT: 2'-6"
 TOTAL AREA: 15.0 Sq.Ft.
 BORDER TYPE: FLUSH
 RECESS: 0"
 WIDTH: 0.75"
 RADII: 2.25"
 NO. Z BARS: N/A
 LENGTH: N/A

BACKG COLOR: Green/Green
 COPY COLOR: White/White

SYMBOL	X	Y	WID	HT
Type D Arrow	6.4	19.3	6	9
Type D Arrow	49.8	4.7	6	9

MAT'L: 0.125" ALUMINUM

DESIGN BY: MCB
 PROJECT ID: R-3421A
 CHECKED BY: TRT/ADK
 DIV: 08
 DATE: May 2019



Spacing Factor is 1 unless specified otherwise

LETTER POSITIONS

Letter spacings are to start of next letter													Series/Size Text Length
R	o	c	k	i	n	g	h	a	m				D 2000
21.4	4.7	4.4	4.3	4.6	2.2	4.4	4.8	4.4	4.6	5.9	6.4		44.3
C	h	e	r	a	w								D 2000
13.2	5.3	4.4	4.4	2.7	4.1	6.8	13.2						27.7

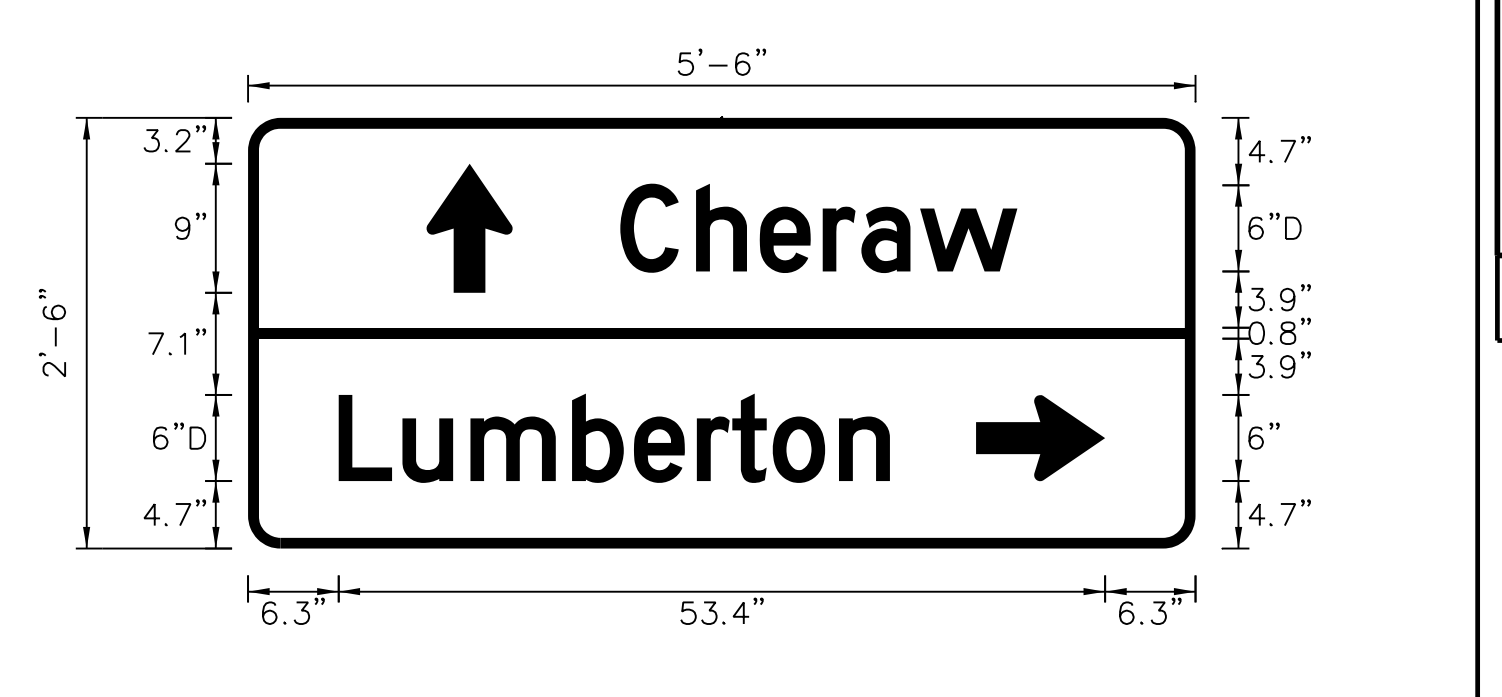
SIGN NUMBER: 344
 TYPE: D
 QUANTITY: 1
 SIGN WIDTH: 5'-6"
 HEIGHT: 2'-6"
 TOTAL AREA: 13.8 Sq.Ft.
 BORDER TYPE: FLUSH
 RECESS: 0"
 WIDTH: 0.75"
 RADII: 2.25"
 NO. Z BARS: N/A
 LENGTH: N/A

BACKG COLOR: Green / Green
 COPY COLOR: White

SYMBOL	X	Y	WID	HT
AR_Type D	12.4	17.8	6	9
AR_Type D	50.7	4.7	6	9

MAT'L: 0.125" ALUMINUM

DESIGN BY: INITIAL
 PROJECT ID: TIP
 CHECKED BY: TRT/ADK
 DIV: NUMBER
 DATE: Month Year



Spacing Factor is 1 unless specified otherwise

LETTER POSITIONS

Letter spacings are to start of next letter													Series/Size Text Length
C	h	e	r	a	w								D 2000
25.9	5.3	4.4	4.4	2.7	4.1	6.8	12.4						27.7
L	u	m	b	e	r	t	o	n					D 2000
6.3	4.4	4.7	7.1	4.3	4.4	2.5	2.8	4.6	3.5	21.3			38.4

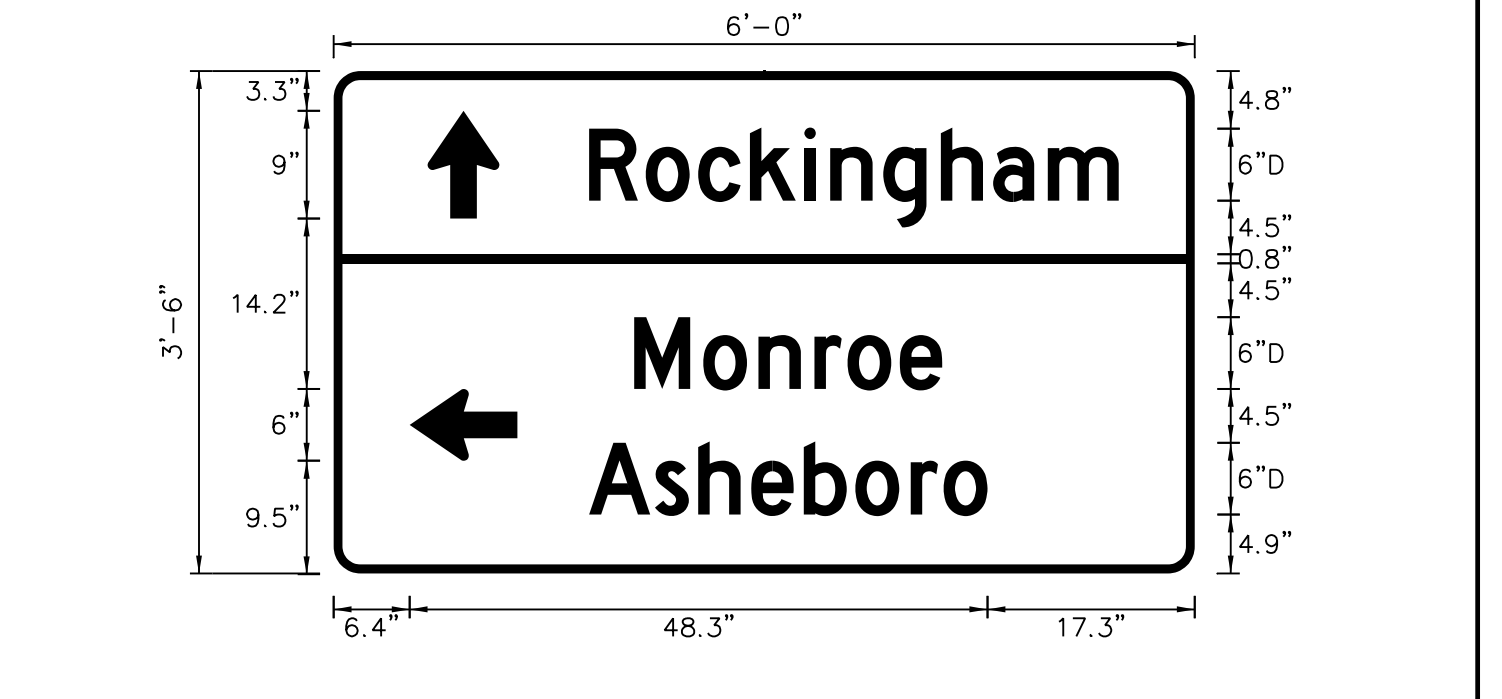
SIGN NUMBER: 347
 TYPE: D
 QUANTITY: 1
 SIGN WIDTH: 6'-0"
 HEIGHT: 3'-6"
 TOTAL AREA: 21.0 Sq.Ft.
 BORDER TYPE: FLUSH
 RECESS: 0"
 WIDTH: 0.75"
 RADII: 2.25"
 NO. Z BARS: N/A
 LENGTH: N/A

BACKG COLOR: Green / Green
 COPY COLOR: White

SYMBOL	X	Y	WID	HT
Type D Arrow	7.9	29.7	6	9
Type D Arrow	6.4	9.4	6	9

MAT'L: 0.125" ALUMINUM

DESIGN BY: MCB
 PROJECT ID: R-3421A
 CHECKED BY: TRT/ADK
 DIV: 08
 DATE: May 2019




Spacing Factor is 1 unless specified otherwise

LETTER POSITIONS

Letter spacings are to start of next letter													Series/Size Text Length
R	o	c	k	i	n	g	h	a	m				D 2000
21.4	4.7	4.4	4.3	4.6	2.2	4.4	4.8	4.4	4.6	5.9	6.4		44.3
M	o	n	r	o	e								D 2000
25.1	5.8	4.6	4.7	2.8	4.4	3.5	21.1						25.7
A	s	h	e	b	o	r	o						D 2000
21.4	5.5	3.6	4.4	4.4	4.3	4.6	2.8	3.7	17.3				33.3

APPROVED: *Andrew D. Klimsiek*
E3078F8459E44B
 DATE: 7/5/2019



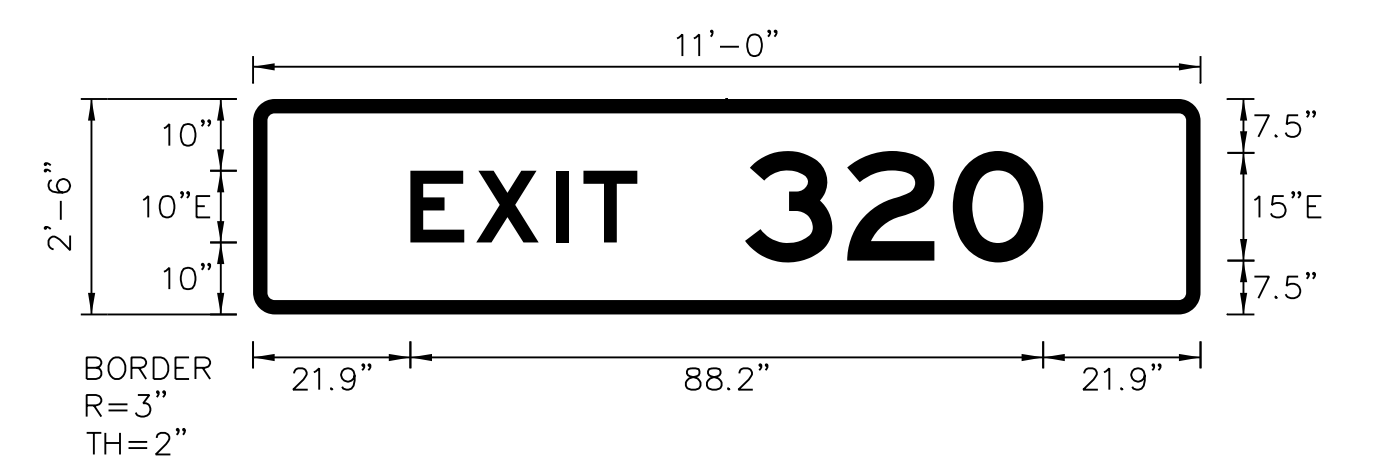
**DOCUMENT NOT CONSIDERED FINAL
UNLESS ALL SIGNATURES COMPLETED**

SIGN NUMBER: 701A,702A, 706A,707A,709A
 TYPE: B
 QUANTITY: 5
 SIGN WIDTH: 11'-0"
 HEIGHT: 2'-6"
 TOTAL AREA: 27.5 Sq.Ft.
 BORDER TYPE: FLUSH
 RECESS: 0"
 WIDTH: 2"
 RADII: 3"
 NO. Z BARS: 2
 LENGTH: 124.0

SYMBOL	X	Y	WID	HT

MAT'L: 0.125" ALUMINUM

DESIGN BY: JTT
 PROJECT ID: R-3421A
 CHECKED BY: TRT/ADK
 DIV: 08
 DATE: May 2019



Spacing Factor is 1 unless specified otherwise
 Spacing Factor for "EXIT" is 1.2

NOTES:
 1. Legend and border shall be direct applied Grade C reflective sheeting.
 2. Background shall be Grade C reflective sheeting.
 3. Use Attachment Method 1-R.
 4. Existing support spacing is 6.00'.

LETTER POSITIONS

Letter spacings are to start of next letter

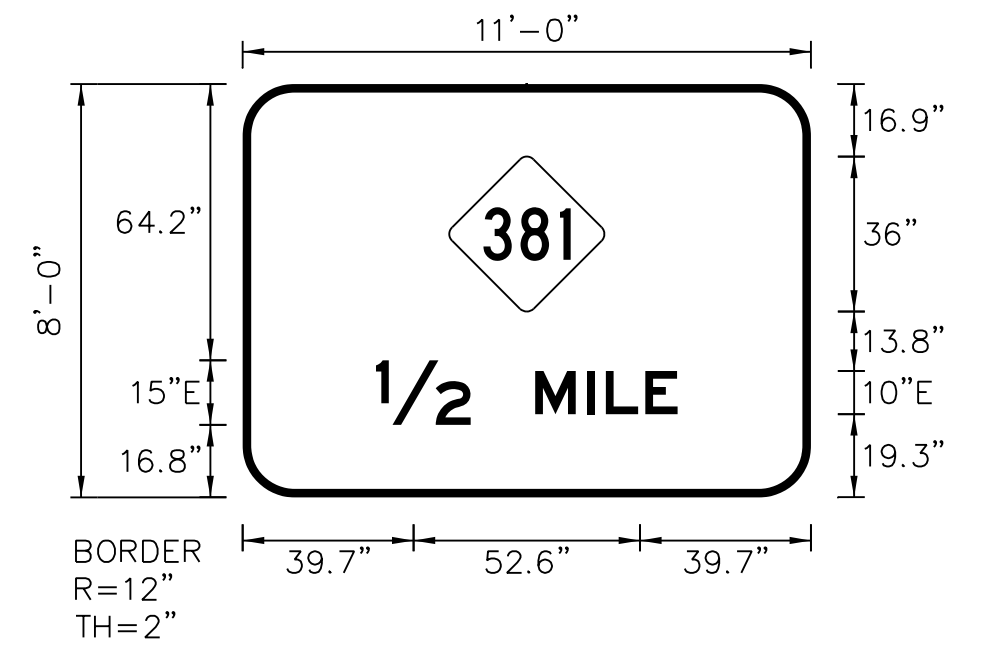
	E	X	I	T		Series/Size Text Length
	21.9	9.2	11.1	3.8	7.5	78.5
		3	2	0		
	68.5	14.2	14.7	12.6	21.9	
						E 2000 31.6
						E 2000 41.6

SIGN NUMBER: 701B,706B
 TYPE: A
 QUANTITY: 2
 SIGN WIDTH: 11'-0"
 HEIGHT: 8'-0"
 TOTAL AREA: 88.0 Sq.Ft.
 BORDER TYPE: FLUSH
 RECESS: 0"
 WIDTH: 2"
 RADII: 12"
 NO. Z BARS: 3
 LENGTH: 124.0

SYMBOL	X	Y	WID	HT
NC363A	48	43.2	36	36

MAT'L: 0.125" ALUMINUM

DESIGN BY: JTT
 PROJECT ID: R-3421A
 CHECKED BY: TRT/ADK
 DIV: 08
 DATE: May 2019



Spacing Factor is 1 unless specified otherwise

NOTES:
 1. Legend and border shall be direct applied Grade C reflective sheeting.
 2. Shield shall be Grade C reflective sheeting on 0.032" aluminum and demountable.
 3. Background shall be Grade C reflective sheeting.
 4. Existing support spacing is 6.00'.

LETTER POSITIONS

Letter spacings are to start of next letter

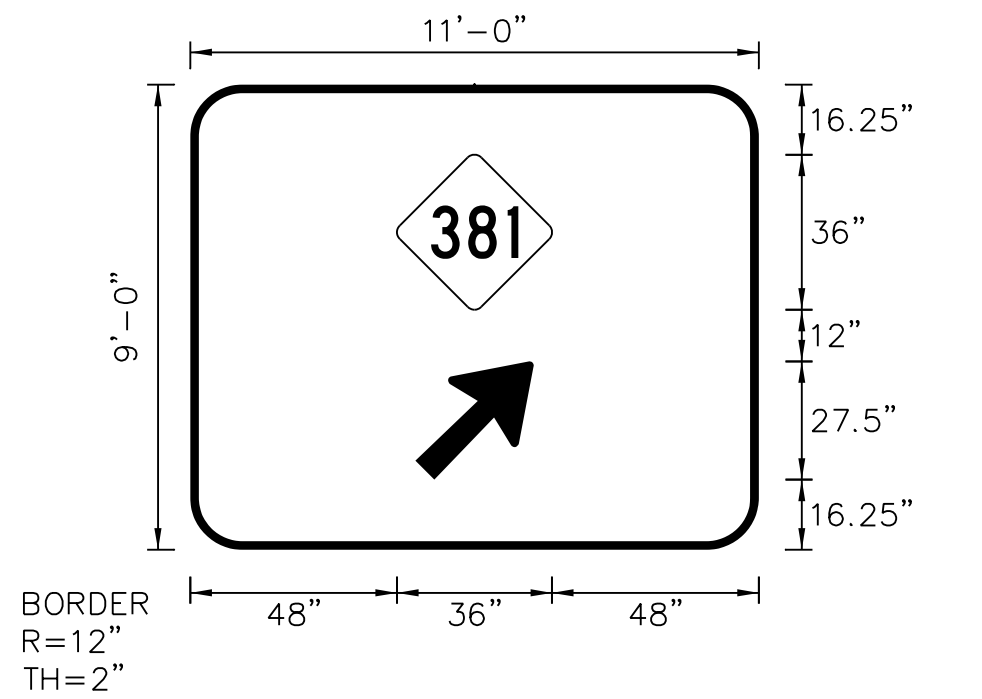
	1/2	M	I	L	E		Series/Size Text Length		
	31	22	15	12	4.4	9.2	7.5	31	
									E 2000 70.1

SIGN NUMBER: 702B,707B
 TYPE: A
 QUANTITY: 2
 SIGN WIDTH: 11'-0"
 HEIGHT: 9'-0"
 TOTAL AREA: 99.0 Sq.Ft.
 BORDER TYPE: FLUSH
 RECESS: 0"
 WIDTH: 2"
 RADII: 12"
 NO. Z BARS: 3
 LENGTH: 124.0

SYMBOL	X	Y	WID	HT
NC363A	48	55.7	36	36
Type A Arrow	52.3	16.3	22.4	35.3

MAT'L: 0.125" ALUMINUM

DESIGN BY: JTT
 PROJECT ID: R-3421A
 CHECKED BY: TRT/ADK
 DIV: 08
 DATE: May 2019



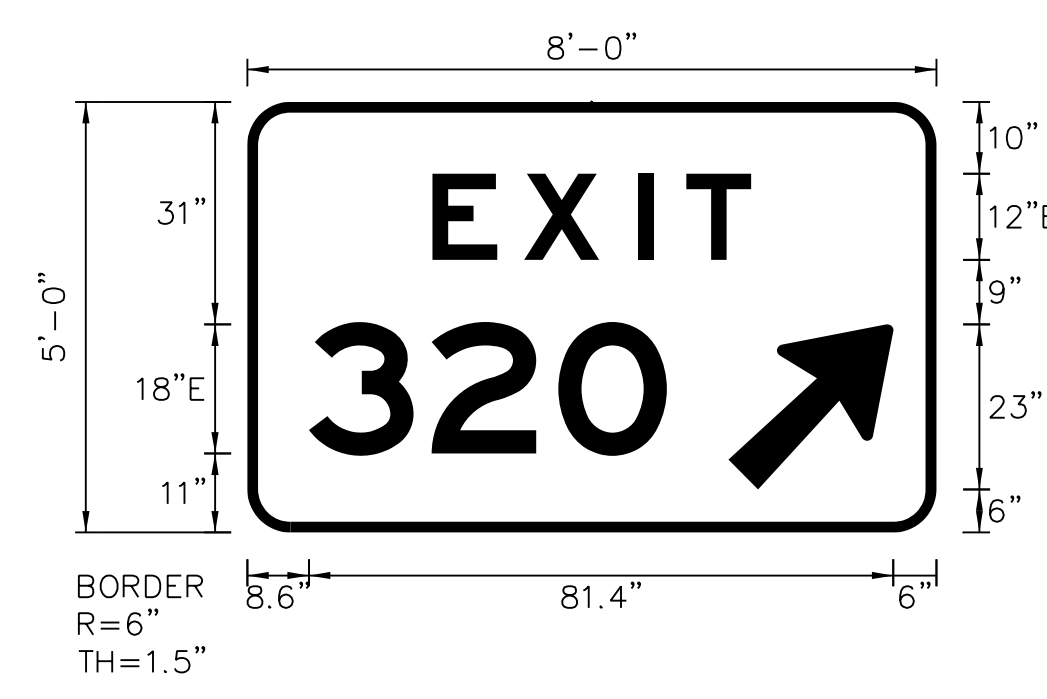
Spacing Factor is 1 unless specified otherwise

SIGN NUMBER: 703
 TYPE: A
 QUANTITY: 1
 SIGN WIDTH: 8'-0"
 HEIGHT: 5'-0"
 TOTAL AREA: 40.0 Sq.Ft.
 BORDER TYPE: FLUSH
 RECESS: 0"
 WIDTH: 1.5"
 RADII: 6"
 NO. Z BARS: 2
 LENGTH: 88.0

SYMBOL	X	Y	WID	HT
Type A Arrow	67	6	18.3	29.3

MAT'L: 0.125" ALUMINUM

DESIGN BY: JTT
 PROJECT ID: R-3421A
 CHECKED BY: TRT/ADK
 DIV: 08
 DATE: May 2019



Spacing Factor is 1 unless specified otherwise
 Spacing Factor for "EXIT" is 2.25

NOTES:
 1. Legend and border shall be direct applied Grade C reflective sheeting.
 2. Arrow shall be Grade C reflective sheeting on 0.032" aluminum and demountable.
 3. Background shall be Grade C reflective sheeting.
 4. Existing support spacing is 5.00'.

LETTER POSITIONS

Letter spacings are to start of next letter


	E	X	I	T		Series/Size Text Length
	25.8	12.8	15.8	6.8	9	25.8
		3	2	0		
	8.6	17.1	17.6	15.1	37.6	
						E 2000 44.4
						E 2000 49.9

LETTER POSITIONS

Letter spacings are to start of next letter

	E	X	I	T		Series/Size Text Length
	25.8	12.8	15.8	6.8	9	25.8
		3	2	0		
	8.6	17.1	17.6	15.1	37.6	
						E 2000 44.4
						E 2000 49.9

APPROVED: *Andrew D. Klimsiek*
E3078F8459E44B
 DATE: 7/5/2019



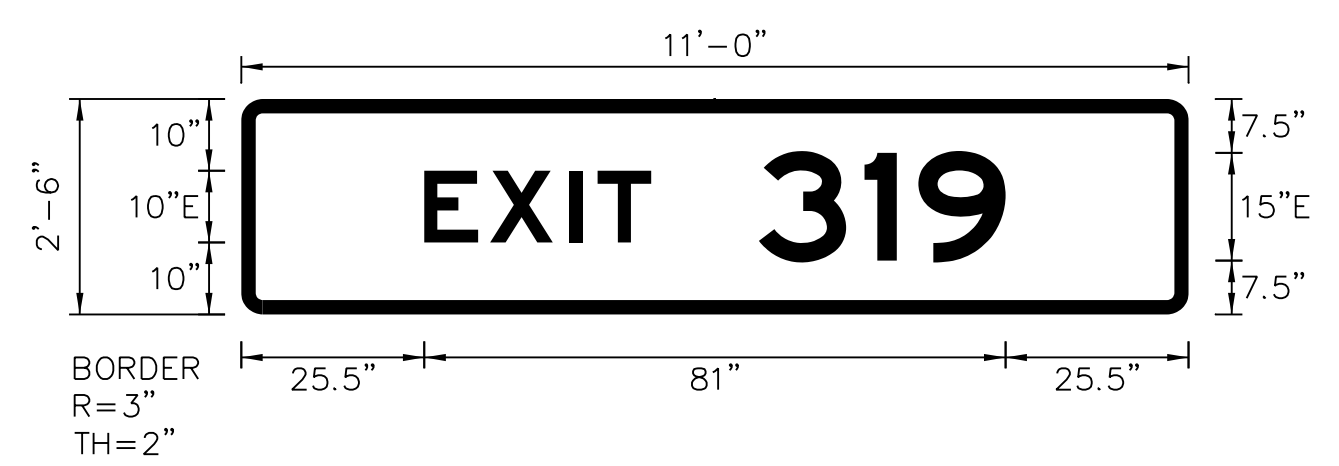
**DOCUMENT NOT CONSIDERED FINAL
UNLESS ALL SIGNATURES COMPLETED**

SIGN NUMBER: 704A,705A,708A, BACKG COLOR: Green
 710A,711A,712A COPY COLOR: White
 TYPE: B
 QUANTITY: 6
 SIGN WIDTH: 11'-0"
 HEIGHT: 2'-6"
 TOTAL AREA: 27.5 Sq.Ft.
 BORDER TYPE: FLUSH
 RECESS: 0"
 WIDTH: 2"
 RADII: 3"
 NO. Z BARS: 2
 LENGTH: 124.0

SYMBOL	X	Y	WID	HT

MAT'L: 0.125" ALUMINUM

DESIGN BY: JTT CHECKED BY: TRT/ADK
 PROJECT ID: R-3421A DIV: 08 DATE: MONTH YEAR



Spacing Factor is 1 unless specified otherwise
 Spacing Factor for "EXIT" is 1.2

NOTES:
 1. Legend and border shall be direct applied Grade C reflective sheeting.
 2. Background shall be Grade C reflective sheeting.
 3. Use Attachment Method 1-R.

LETTER POSITIONS

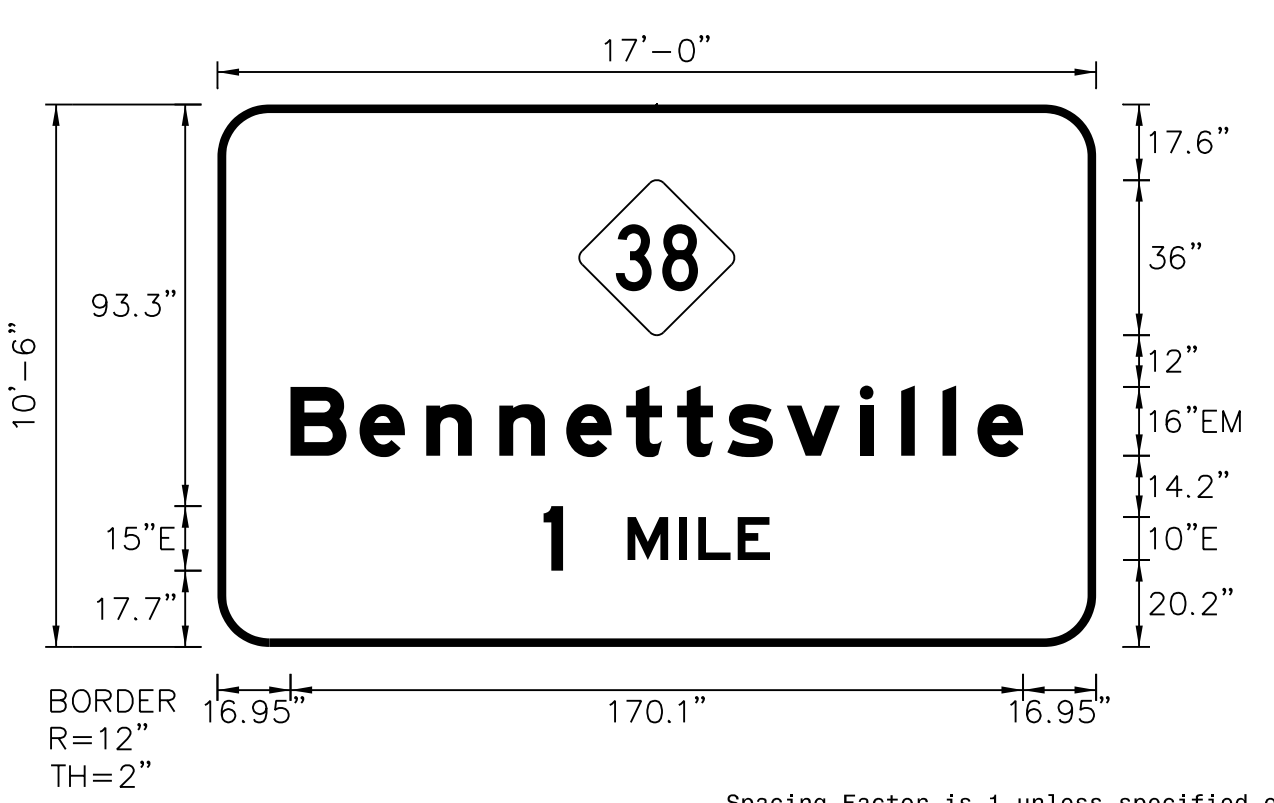
Letter spacings are to start of next letter											Series/Size Text Length	
25.5	9.2	11.1	3.8	7.5	74.9							E 2000 31.6
	3	1	9									E 2000 34.4
72.1	14.7	7.5	12.2	25.5								

SIGN NUMBER: 704B,712B BACKG COLOR: Green
 TYPE: A COPY COLOR: White
 QUANTITY: 2
 SIGN WIDTH: 17'-0"
 HEIGHT: 10'-6"
 TOTAL AREA: 178.5 Sq.Ft.
 BORDER TYPE: FLUSH
 RECESS: 0"
 WIDTH: 2"
 RADII: 12"
 NO. Z BARS: 3
 LENGTH: 196.0

SYMBOL	X	Y	WID	HT
M1-5-2-36-15C	84	72.4	36	36

MAT'L: 0.125" ALUMINUM

DESIGN BY: JTT CHECKED BY: TRT/ADK
 PROJECT ID: R-3421A DIV: 08 DATE: May 2019



Spacing Factor is 1 unless specified otherwise

NOTES:
 1. Legend and border shall be direct applied Grade C reflective sheeting.
 2. Shield shall be Grade C reflective sheeting on 0.032" aluminum and demountable.
 3. Background shall be Grade C reflective sheeting.
 3. Existing support spacing is 9.90'.

LETTER POSITIONS

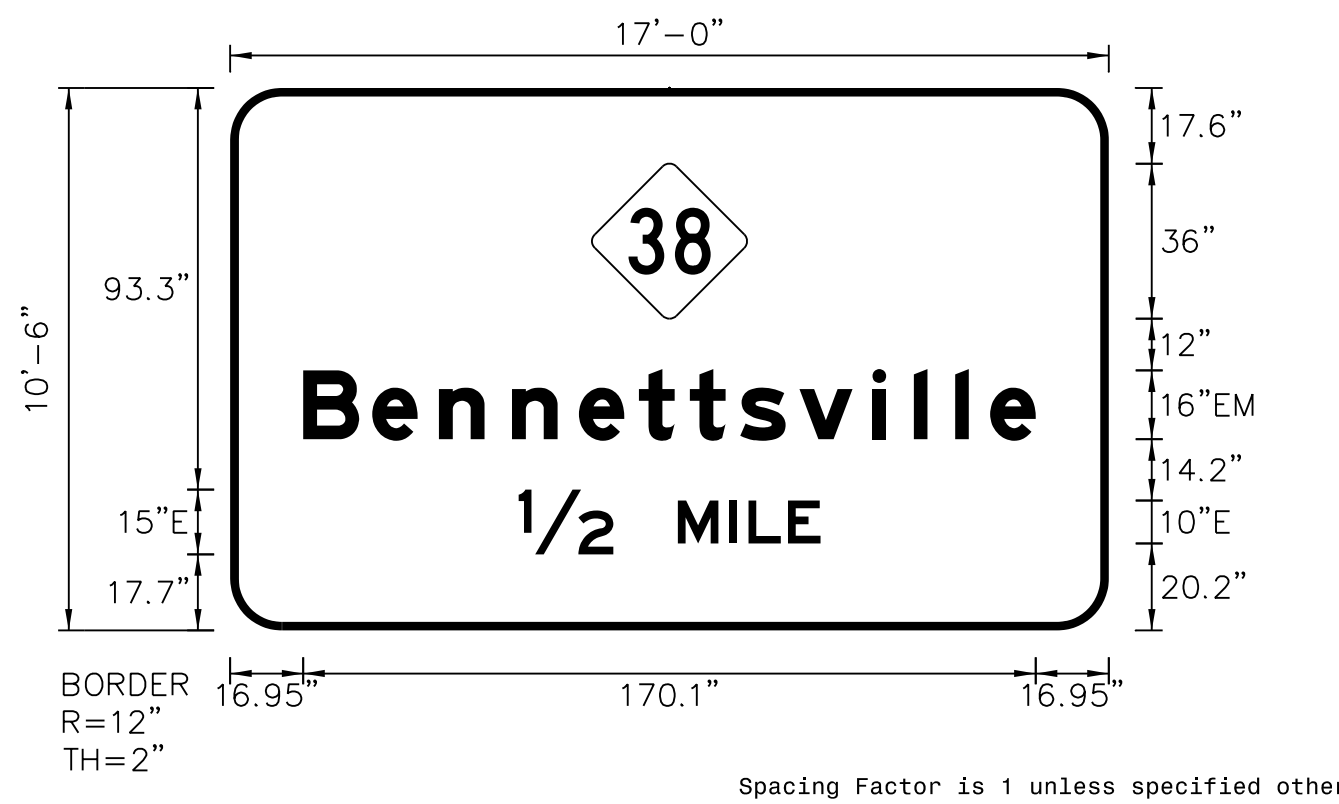
Letter spacings are to start of next letter														Series/Size Text Length	
17	16	15.5	17	15.5	13.9	11.8	11.7	13.8	17	9.6	9.6	8.2	10.6	17	EM 2000 170.1
	1			M	I	L	E								E 2000 52.6
75.7	4.5	15	12	4.4	9.2	7.5	75.7								

SIGN NUMBER: 705B BACKG COLOR: Green
 TYPE: A COPY COLOR: White
 QUANTITY: 1
 SIGN WIDTH: 17'-0"
 HEIGHT: 10'-6"
 TOTAL AREA: 178.5 Sq.Ft.
 BORDER TYPE: FLUSH
 RECESS: 0"
 WIDTH: 2"
 RADII: 12"
 NO. Z BARS: 3
 LENGTH: 196.0

SYMBOL	X	Y	WID	HT
M1-5-2-36-15C	84	72.4	36	36

MAT'L: 0.125" ALUMINUM

DESIGN BY: JTT CHECKED BY: TRT/ADK
 PROJECT ID: R-3421A DIV: 08 DATE: May 2019



Spacing Factor is 1 unless specified otherwise

NOTES:
 1. Legend and border shall be direct applied Grade C reflective sheeting.
 2. Shield shall be Grade C reflective sheeting on 0.032" aluminum and demountable.
 3. Background shall be Grade C reflective sheeting.
 4. Existing support spacing is 9.90'.

LETTER POSITIONS

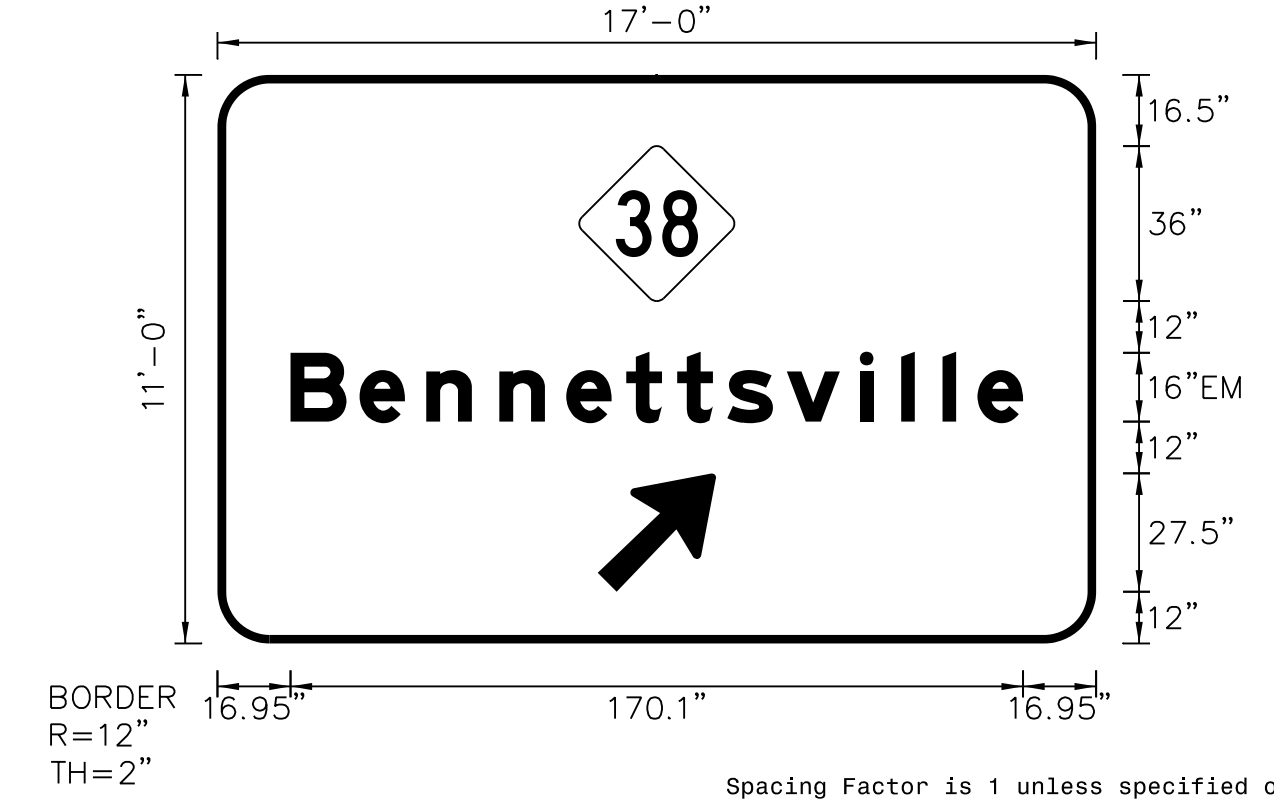
Letter spacings are to start of next letter														Series/Size Text Length	
17	16	15.5	17	15.5	13.9	11.8	11.7	13.8	17	9.6	9.6	8.2	10.6	17	EM 2000 170.1
	1/2			M	I	L	E								E 2000 70.1
67	22	15	12	4.4	9.2	7.5	67								

SIGN NUMBER: 708B,711B BACKG COLOR: Green
 TYPE: A COPY COLOR: White
 QUANTITY: 2
 SIGN WIDTH: 17'-0"
 HEIGHT: 11'-0"
 TOTAL AREA: 187.0 Sq.Ft.
 BORDER TYPE: FLUSH
 RECESS: 0"
 WIDTH: 2"
 RADII: 12"
 NO. Z BARS: 3
 LENGTH: 196.0

SYMBOL	X	Y	WID	HT
M1-5-2-36-15C	84	79.5	36	36
Type A Arrow	88.3	12	22.4	35.3

MAT'L: 0.125" ALUMINUM

DESIGN BY: JTT CHECKED BY: TRT/ADK
 PROJECT ID: R-3421A DIV: 08 DATE: May 2019



Spacing Factor is 1 unless specified otherwise

NOTES:
 1. Legend and border shall be direct applied Grade C reflective sheeting.
 2. Arrow and shield shall be Grade C reflective sheeting on 0.032" aluminum and demountable.
 3. Background shall be Grade C reflective sheeting.
 4. Existing support spacing is 9.90'.

LETTER POSITIONS

Letter spacings are to start of next letter														Series/Size Text Length	
17	16	15.5	17	15.5	13.9	11.8	11.7	13.8	17	9.6	9.6	8.2	10.6	17	EM 2000 170.1