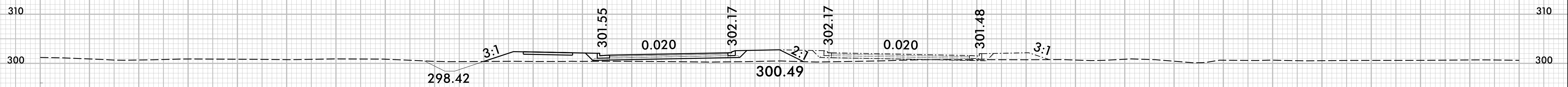


8/23/99

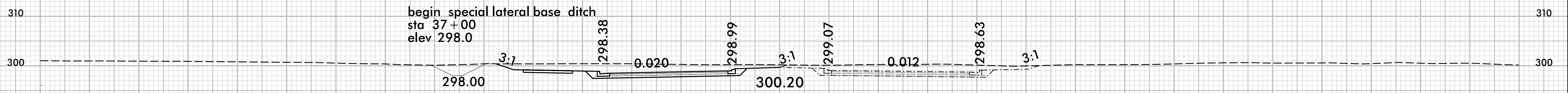
150 140 130 120 110 100 90 80 70 60 50 40 30 20 10 0 10 20 30 40 50 60 70 80 90 100 110 120 130 140 150



37 + 50.00

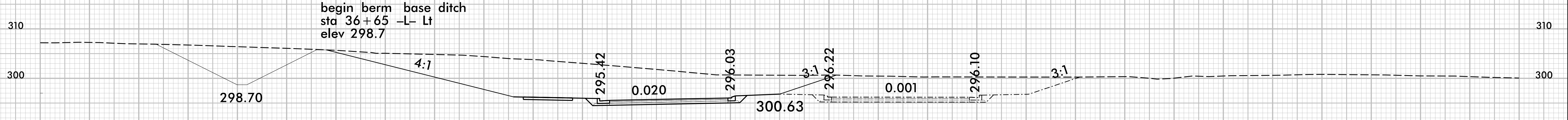
end berm base ditch
sta 37+00 -L- Lt
elev 298.0

begin special lateral base ditch
sta 37+00
elev 298.0



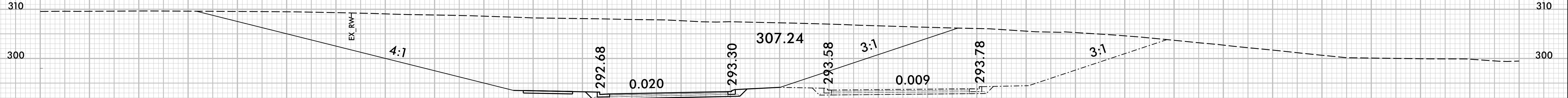
37 + 00.00

begin berm base ditch
sta 36+65 -L- Lt
elev 298.7

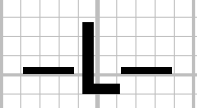


36 + 50.00

EX RW



36 + 00.00



FUTURE BY OTHERS

150 140 130 120 110 100 90 80 70 60 50 40 30 20 10 0 10 20 30 40 50 60 70 80 90 100 110 120 130 140 150

7/1/2009 10:55:27 AM U:\5827_Rdy_XPL_L.dgn
 User: KJSE