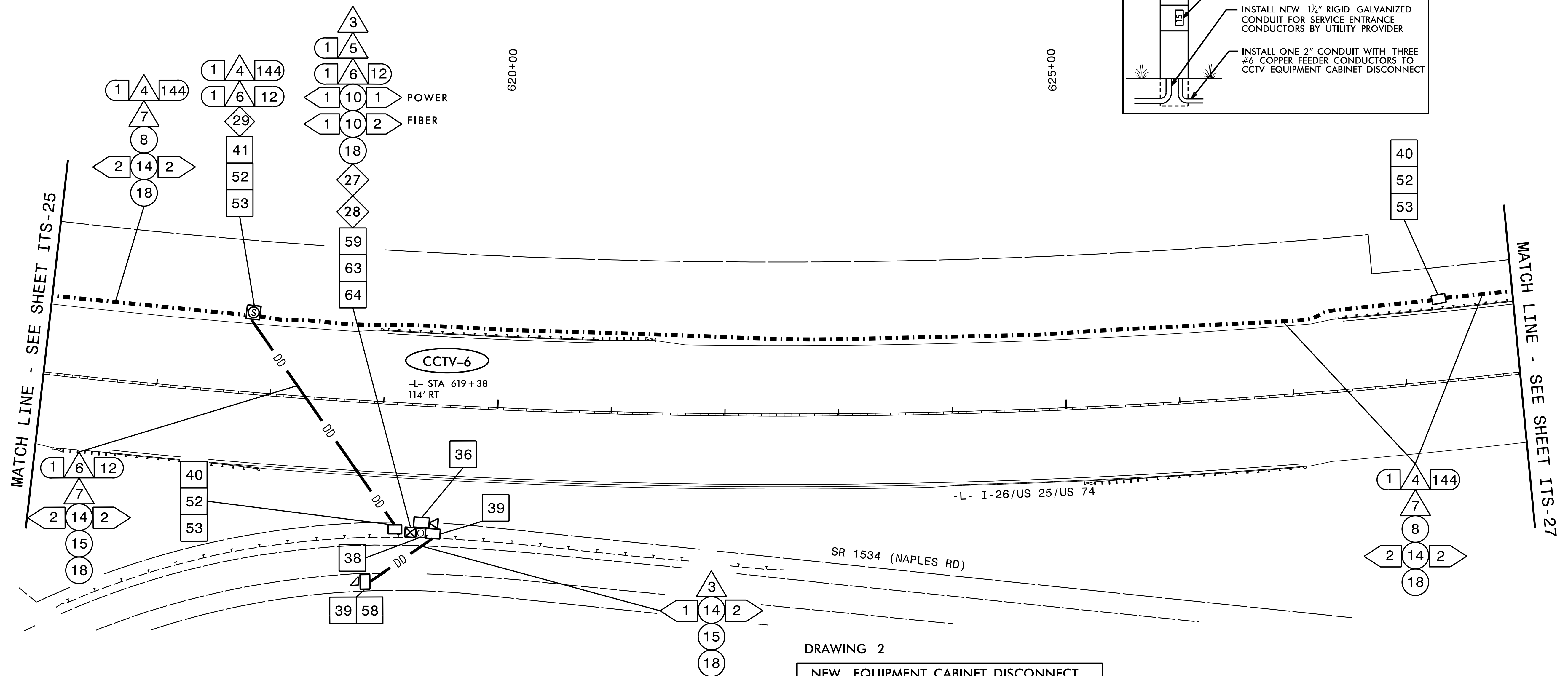
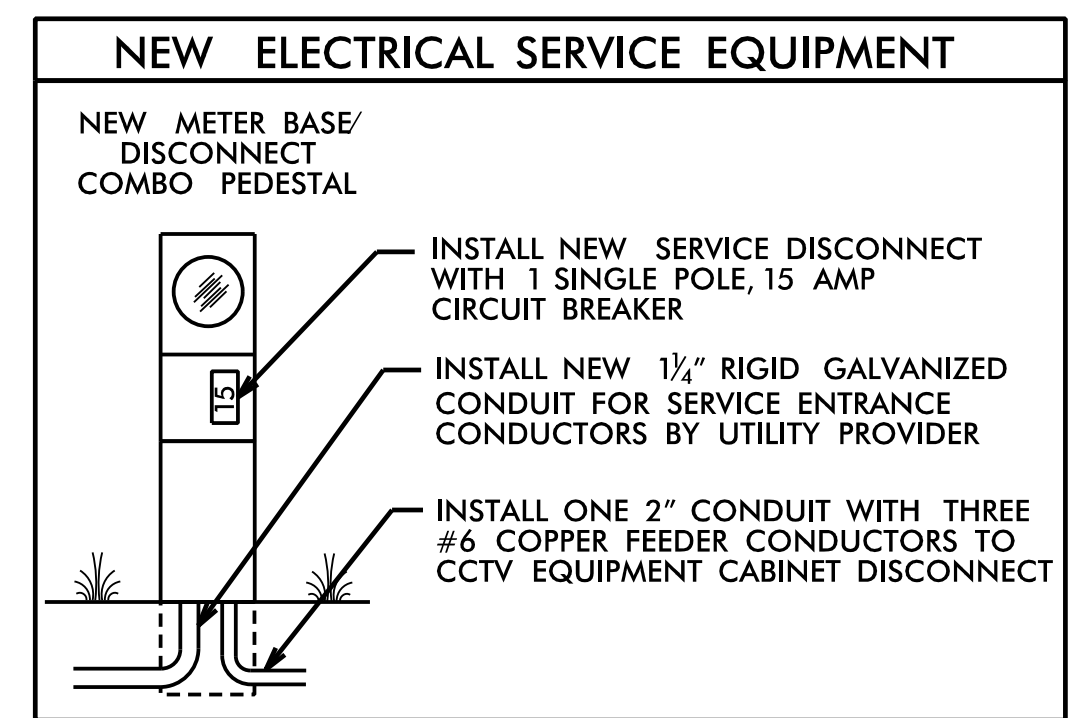
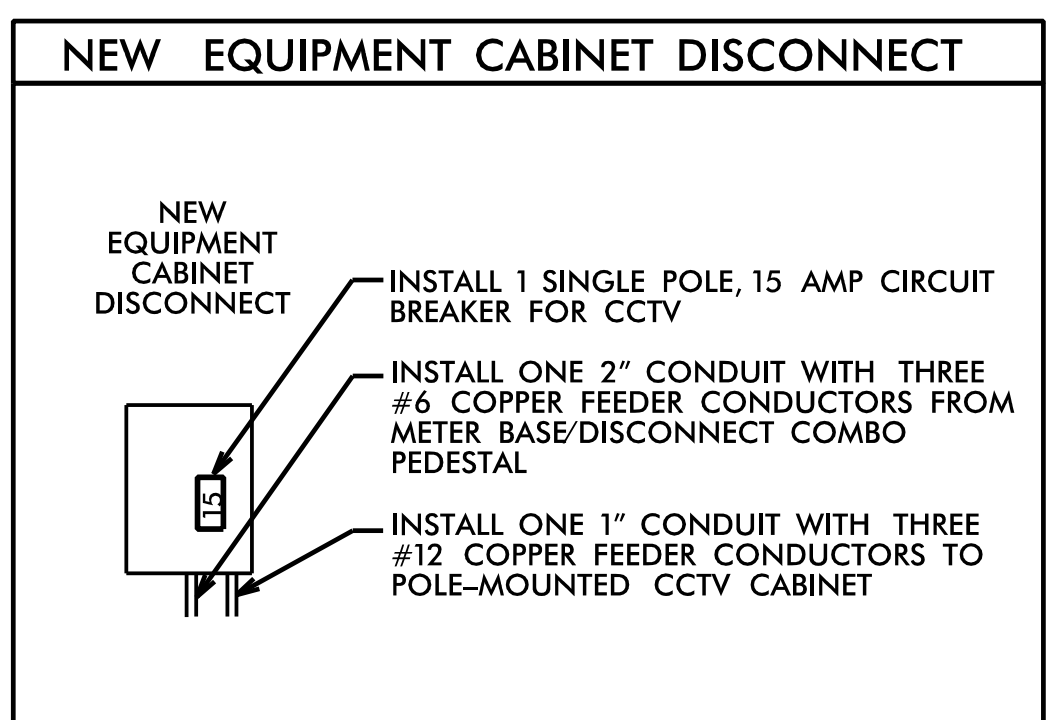


DRAWING 1



DRAWING 2



NOTES:

1. MAINTAIN A MINIMUM OF SIX (6) FEET FROM THE EDGE OF PAVEMENT WHEN TRENCHING PARALLEL TO THE ROADWAY.
2. CONTACT DEPUTY DIVISION TRAFFIC ENGINEER CHAD FRANKLIN FOR DIVISION 14 AT (828) 631-1151 TO CONFIRM THE LOCATION OF THE CCTV /DMS.
3. DO NOT INSTALL CONDUIT OR JUNCTION BOXES UNTIL THE PROPOSED LOCATION OF THE CCTV CAMERA /DMS HAS BEEN CONFIRMED BY THE DEPUTY DIVISION TRAFFIC ENGINEER.
4. INSTALL CONDUITS FOR FEEDER CONDUCTORS AND FIBER OPTIC CABLE IN THE SAME BORE AND /OR TRENCH. USE SEPARATE CONDUITS, RED FOR POWER AND ORANGE FOR COMMUNICATIONS.
5. DO NOT INSTALL ELECTRICAL POWER CONDUCTORS AND FIBER-OPTIC CABLE INSIDE THE SAME JUNCTION BOX.
6. MOUNT THE CCTV CAMERA 45' ABOVE GRADE.
7. MOUNT THE CCTV CAMERA 5' BELOW THE TOP OF THE POLE.
8. INSTALL A NEW DMS, WALKWAY, LADDER, AND POLE-MOUNTED CABINET ON THE NEW DMS STRUCTURE.
9. INSTALL A LEVEL CONCRETE TECHNICIAN PAD MEASURING A MINIMUM OF 4 INCHES THICK, 24 INCHES WIDE AND 36 INCHES LONG AT THE FRONT DOOR OF THE CCTV /DMS EQUIPMENT CABINET. SEE TYPICAL DETAILS SHEET.
10. CONTACT DUKE ENERGY AT (800) 653-5307 TO ARRANGE FOR ELECTRICAL SERVICE.
11. IT IS THE CONTRACTOR'S RESPONSIBILITY TO OBTAIN THE AVAILABLE FAULT CURRENT INFORMATION FROM THE POWER COMPANY FOR THE REQUIRED ELECTRICAL SERVICE AND PLACE A "FAULT CURRENT" STICKER INSIDE THE SERVICE DISCONNECT PANEL WITH THE DATE AND AVAILABLE FAULT CURRENT ON THE STICKER.
12. SIX (6) WEEKS PRIOR TO BEGINNING WORK ON THE DEVICES, CONTACT THE DIVISION 14 DEPUTY TRAFFIC ENGINEER TO ARRANGE FOR THE DIVISION TO PROGRAM THE NEW FIELD ETHERNET SWITCHES WITH THE NECESSARY NETWORK CONFIGURATION DATA, INCLUDING BUT NOT LIMITED TO: THE PROJECT IP ADDRESS, DEFAULT GATEWAY SUBNET MASK AND VLAN ID INFORMATION, NOTIFY THE DEPUTY TRAFFIC ENGINEER AFTER ALL WORK IS PERFORMED TO ENSURE THAT ALL FIBER CIRCUITS ARE FUNCTION PROPERLY. WORK IS NOT COMPLETE UNTIL THE SYSTEM IS BACK UP AND FUNCTIONAL.

DOCUMENT NOT CONSIDERED FINAL UNLESS ALL SIGNATURES COMPLETED

HNTB
 HNTB NORTH CAROLINA, P.C.
 343 E. Six Forks Road, Suite 200
 Raleigh, North Carolina 27609
 NC License No: C-1554
 (919) 546-8997

 Plans Prepared for: 250 N. Greenfield Place, Garner, NC 27529	I-4400BB CABLE ROUTING PLAN		 SEAL NORTH CAROLINA PROFESSIONAL ENGINEER RAKESH NUNE
	Division 14 Henderson Asheville PLAN DATE: November 2018 REVIEWED BY: T.R. Terrell PREPARED BY: Atizaz Ali REVIEWED BY: N.R. Simmons	DocuSigned by: Rakesh Nune 4/26/2019 SIGNATURE DATE CADD Filename: I-4400BB ITS-26.dgn	