

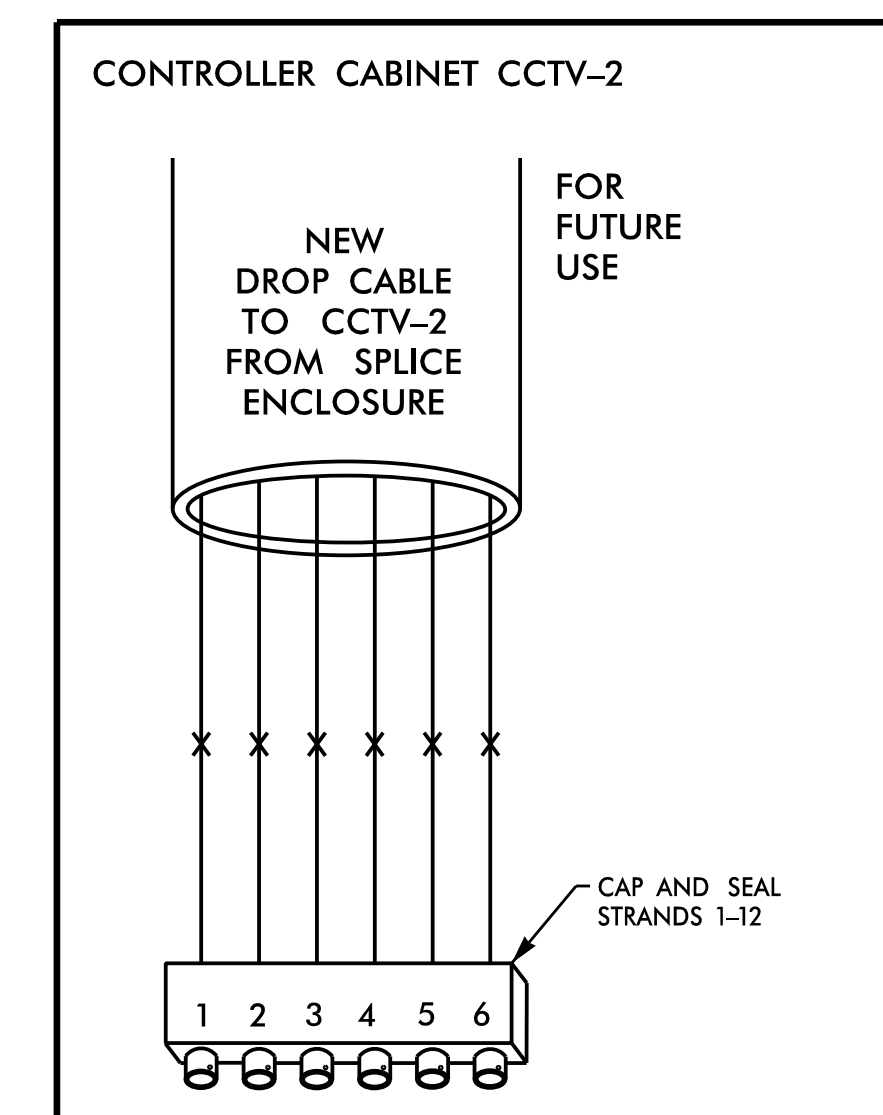
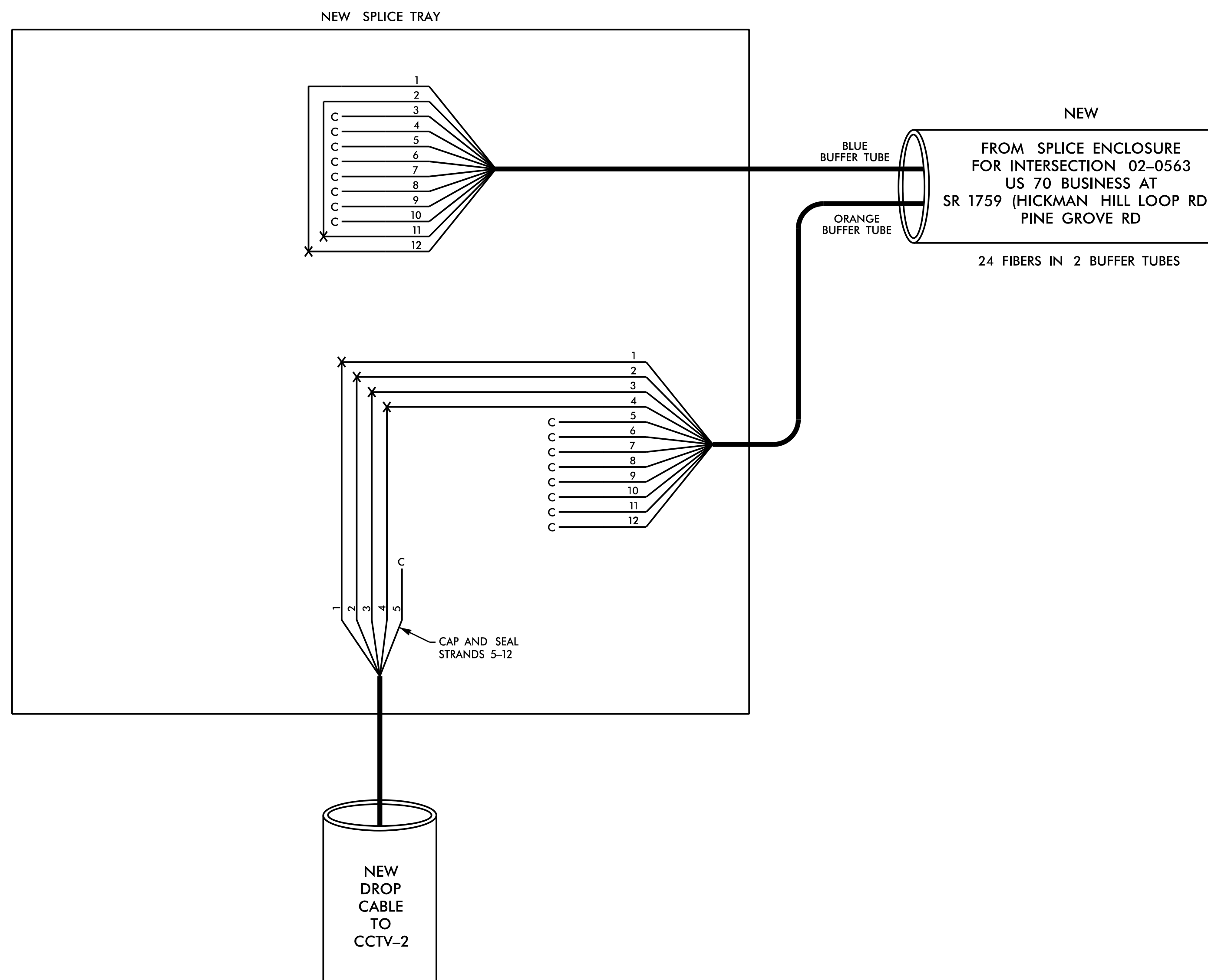
**This electronic collection of documents is provided  
for the convenience of the user  
and is Not a Certified Document –**

**The documents contained herein were originally issued  
and sealed by the individuals whose names and license  
numbers appear on each page, on the dates appearing  
with their signature on that page.**

**This file or an individual page  
shall not be considered a certified document.**

**CCTV-2**  
**US 70 AT**  
**US 70 BUSINESS**

COLOR CODE TIA/EIA 598-C			LEGEND	
(1) BLUE	(7) RED	X =	NEW FUSION SPLICE INDIVIDUAL FIBER	
(2) ORANGE	(8) BLACK	● =	EXISTING FUSION SPLICE	
(3) GREEN	(9) YELLOW	C =	CAP AND SEAL	
(4) BROWN	(10) VIOLET	EXPRESS	EXPRESS ENTIRE BUFFER TUBE THROUGH WITHOUT CUTTING	
(5) SLATE	(11) ROSE	BUFFER SPLICE	SPLICE ALL FIBERS IN BUFFER TUBE COLOR TO COLOR	
(6) WHITE	(12) AQUA			



**NOTES:**

1. UNUSED FIBERS LEFT COILED AND STORED IN SPLICE TRAY.
2. UNUSED BUFFER TUBES LEFT COILED AND STORED IN SPLICE TRAY.
3. INCLUDE ON THE COVER OF EACH SPLICE TRAY THE FOLLOWING: REFERENCE SECTION 1731 "FIBER OPTIC SPLICE ENCLOSURE"

- (1) SPLICE
- (2) DATE
- (3) COMPANY NAME
- (4) NAME OF INDIVIDUAL PERFORMING THE SPLICING

PRIOR TO INSTALLING THE COVER ON THE SPLICE TRAY, TAKE A DIGITAL PHOTOGRAPH SHOWING THE SPLICE TRAY AND INFORMATION SHOWN ABOVE (1-4) AND SUBMIT PHOTOGRAPH ALONG WITH OTDR TEST RESULTS.

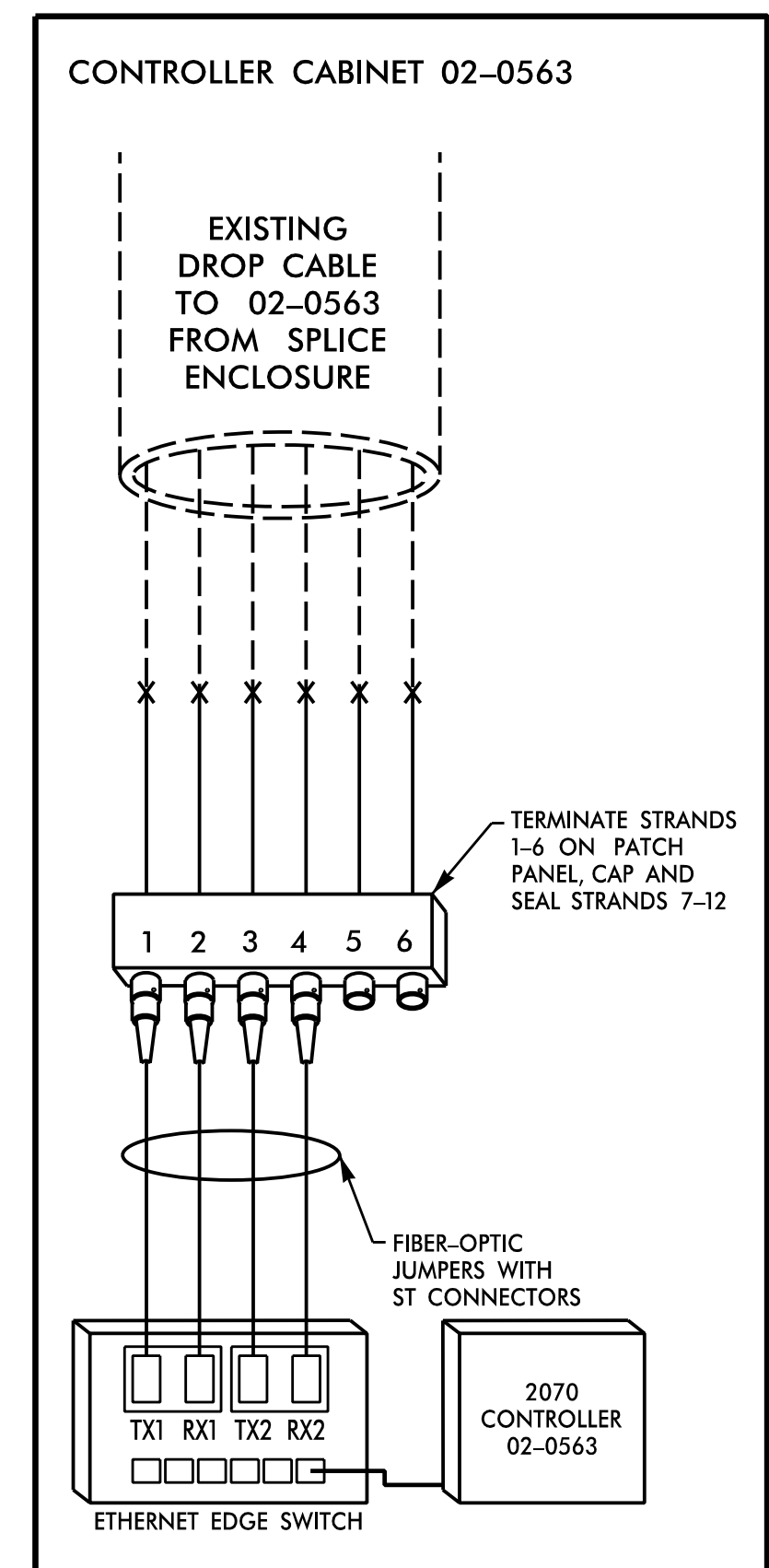
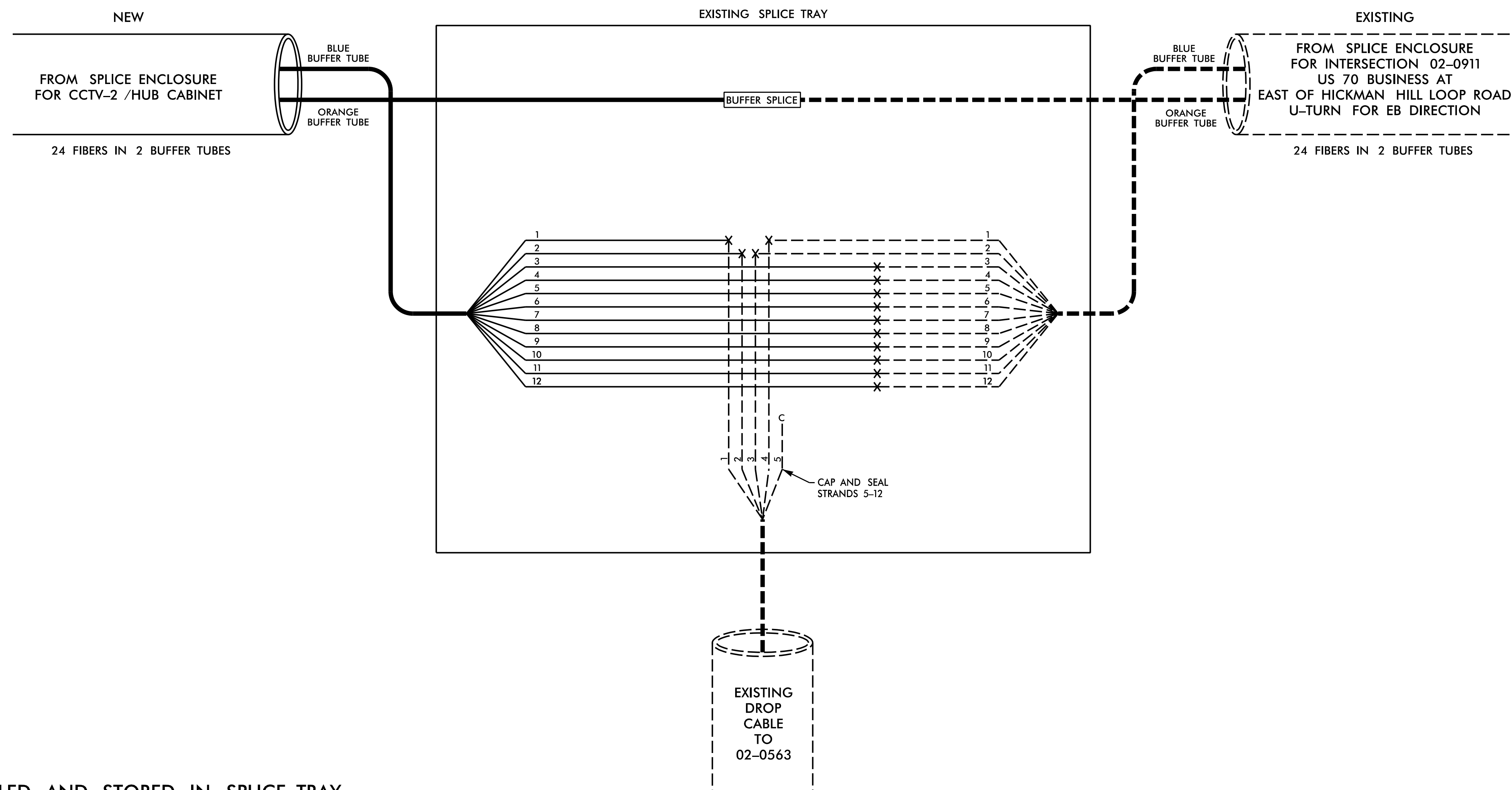
**DOCUMENT NOT CONSIDERED FINAL  
UNLESS ALL SIGNATURES COMPLETED**

**HNTB** HNTB NORTH CAROLINA, P.C.  
 343 E. Six Forks Road, Suite 200  
 Raleigh, North Carolina 27609  
 NC License No: C-1554  
 (919) 548-8997

	<b>US 70 HAVELOCK BYPASS SPLICE DETAILS</b>		
	Division 02	Craven Co.	
250 N. Greenfield Place, Garner, NC 27529 SCALE: NONE	PLAN DATE: June 2018 PREPARED BY: J.A. Wagner	REVIEWED BY: T.R. Terrell REVIEWED BY: N.R. Simmons	SEAL NORTH CAROLINA PROFESSIONAL SEAL 031464 ENGINEER NATASHA R. SIMMONS
	REVISIONS _____ _____	INIT. _____ _____	DATE _____ _____
			DocuSigned by: Natasha R Simmons 12/7/2018 FID480F3AD464 SIGNATURE DATE CADD File name: R1015_SCP-57.dgn

02-0563  
 US 70 BUSINESS AT  
 HICKMAN HILL LOOP ROAD/  
 PINE GROVE ROAD

COLOR CODE TIA/EIA 598-C			LEGEND	
(1) BLUE	(7) RED	X = NEW FUSION SPLICE INDIVIDUAL FIBER		
(2) ORANGE	(8) BLACK	● = EXISTING FUSION SPLICE		
(3) GREEN	(9) YELLOW	C = CAP AND SEAL		
(4) BROWN	(10) VIOLET	EXPRESS = EXPRESS ENTIRE BUFFER TUBE THROUGH WITHOUT CUTTING		
(5) SLATE	(11) ROSE	BUFFER SPLICE = SPLICE ALL FIBERS IN BUFFER TUBE COLOR TO COLOR		
(6) WHITE	(12) AQUA			



NOTES:

1. UNUSED FIBERS LEFT COILED AND STORED IN SPLICE TRAY.
2. UNUSED BUFFER TUBES LEFT COILED AND STORED IN SPLICE TRAY.
3. ETHERNET SWITCH TERMINATION CONFIGURATIONS ARE GENERIC. CONTRACTOR IS RESPONSIBLE FOR DETERMINING /ENSURING PROPER TERMINATION.
4. INCLUDE ON THE COVER OF EACH SPLICE TRAY THE FOLLOWING: REFERENCE SECTION 1731 "FIBER OPTIC SPLICE ENCLOSURE"

- (1) SPLICE
- (2) DATE
- (3) COMPANY NAME
- (4) NAME OF INDIVIDUAL PERFORMING THE SPLICING

PRIOR TO INSTALLING THE COVER ON THE SPLICE TRAY, TAKE A DIGITAL PHOTOGRAPH SHOWING THE SPLICE TRAY AND INFORMATION SHOWN ABOVE (1-4) AND SUBMIT PHOTOGRAPH ALONG WITH OTDR TEST RESULTS.

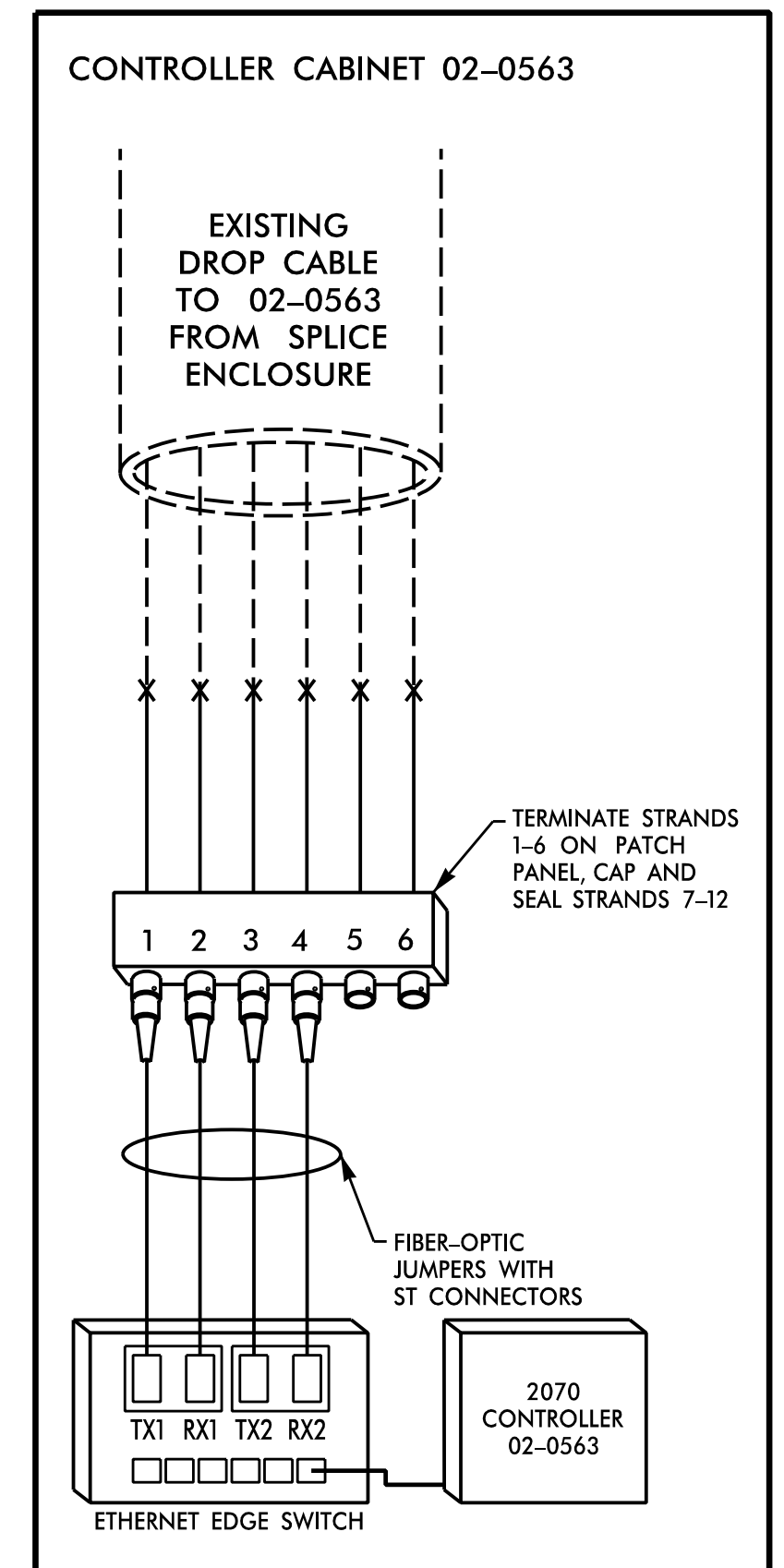
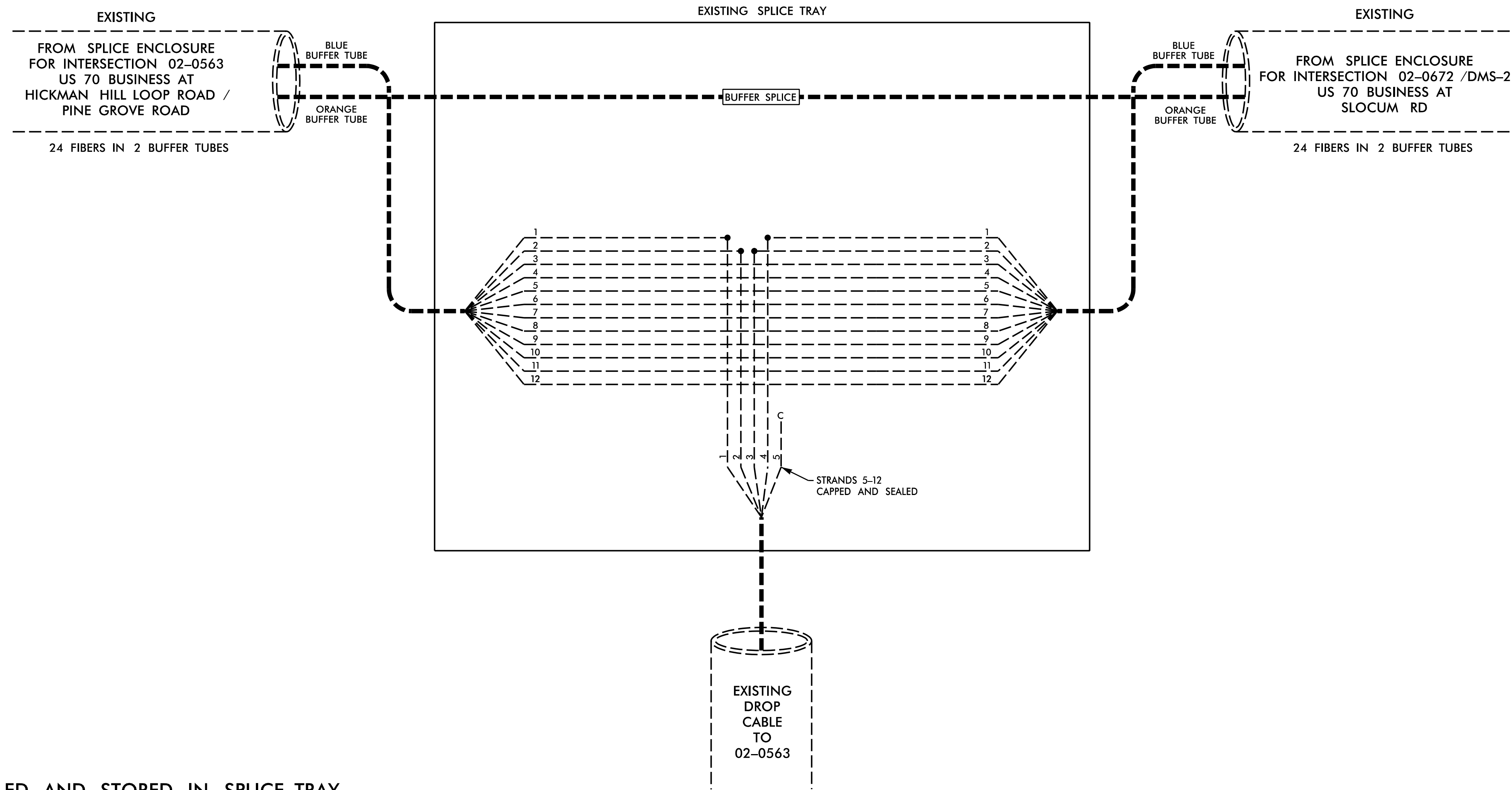
DOCUMENT NOT CONSIDERED FINAL  
 UNLESS ALL SIGNATURES COMPLETED

**HNTB** HNTB NORTH CAROLINA, P.C.  
 343 E. Six Forks Road, Suite 200  
 Raleigh, North Carolina 27609  
 NC License No: C-1554  
 (919) 548-8997

Plans Prepared for:  250 N. Greenfield Place, Garner, NC 27529	<b>US 70                  HAVELOCK BYPASS                  SPLICE DETAILS</b>		SEAL  SEAL 031464 NATASHA R. SIMMONS
	Division 02 Craven Co. Havelock PLAN DATE: June 2018 REVIEWED BY: T.R. Terrell PREPARED BY: J.A. Wagner REVIEWED BY: N.R. Simmons	2070 CONTROLLER 02-0563 ETHERNET EDGE SWITCH	
SCALE NONE	REVISIONS _____ _____ _____	INIT. DATE _____ _____ _____	DocuSigned by: Natasha R. Simmons 12/7/2018 FID480F3AD445A SIGNATURE DATE CADD File name: R1015_SCP-58.dgn

02-0911  
 US 70 BUSINESS AT  
 EAST OF HICKMAN HILL LOOP ROAD  
 U-TURN FOR EB DIRECTION

COLOR CODE TIA/EIA 598-C			LEGEND	
(1) BLUE	(7) RED	X =	NEW FUSION SPLICE INDIVIDUAL FIBER	
(2) ORANGE	(8) BLACK	● =	EXISTING FUSION SPLICE	
(3) GREEN	(9) YELLOW	C =	CAP AND SEAL	
(4) BROWN	(10) VIOLET	EXPRESS	EXPRESS ENTIRE BUFFER TUBE THROUGH WITHOUT CUTTING	
(5) SLATE	(11) ROSE	BUFFER SPLICE	SPLICE ALL FIBERS IN BUFFER TUBE COLOR TO COLOR	
(6) WHITE	(12) AQUA			



NOTES:

1. UNUSED FIBERS LEFT COILED AND STORED IN SPLICE TRAY.
2. UNUSED BUFFER TUBES LEFT COILED AND STORED IN SPLICE TRAY.
3. ETHERNET SWITCH TERMINATION CONFIGURATIONS ARE GENERIC. CONTRACTOR IS RESPONSIBLE FOR DETERMINING /ENSURING PROPER TERMINATION.
4. INCLUDE ON THE COVER OF EACH SPLICE TRAY THE FOLLOWING: REFERENCE SECTION 1731 "FIBER OPTIC SPLICE ENCLOSURE"

- (1) SPLICE
- (2) DATE
- (3) COMPANY NAME
- (4) NAME OF INDIVIDUAL PERFORMING THE SPLICING

PRIOR TO INSTALLING THE COVER ON THE SPLICE TRAY, TAKE A DIGITAL PHOTOGRAPH SHOWING THE SPLICE TRAY AND INFORMATION SHOWN ABOVE (1-4) AND SUBMIT PHOTOGRAPH ALONG WITH OTDR TEST RESULTS.

DOCUMENT NOT CONSIDERED FINAL UNLESS ALL SIGNATURES COMPLETED

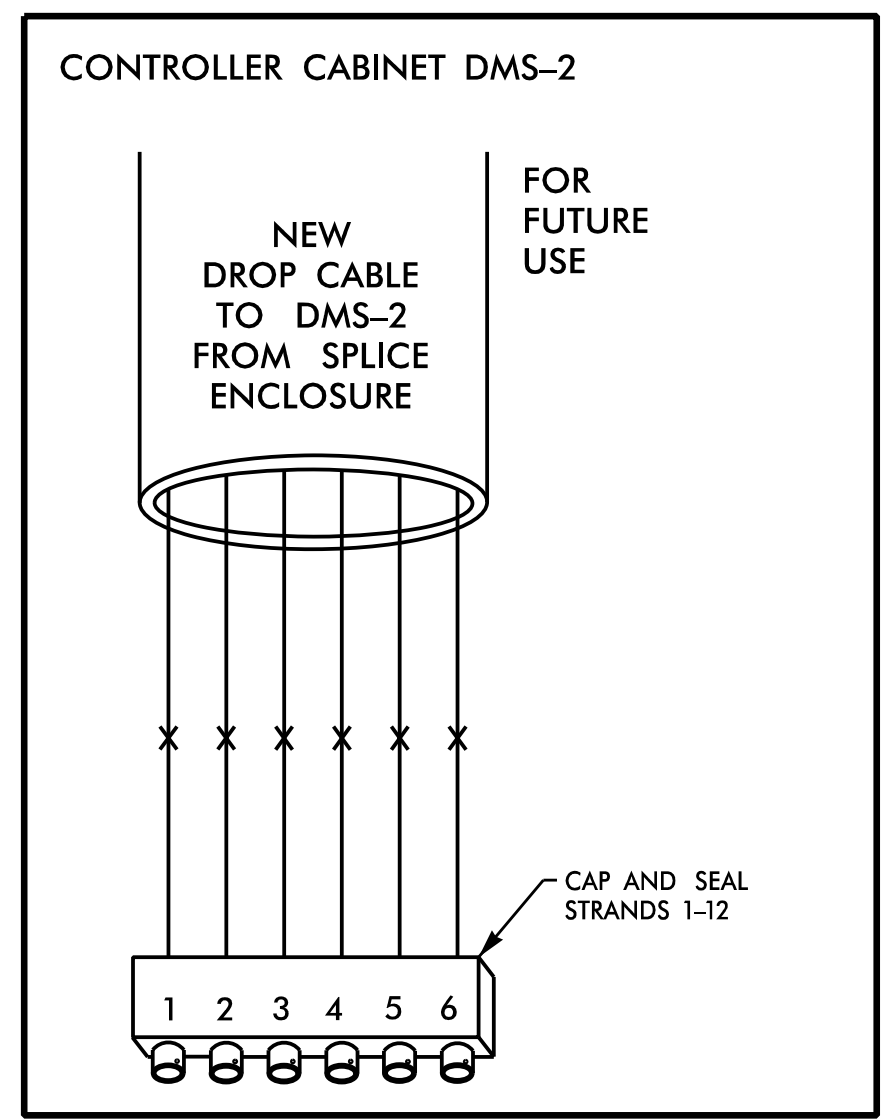
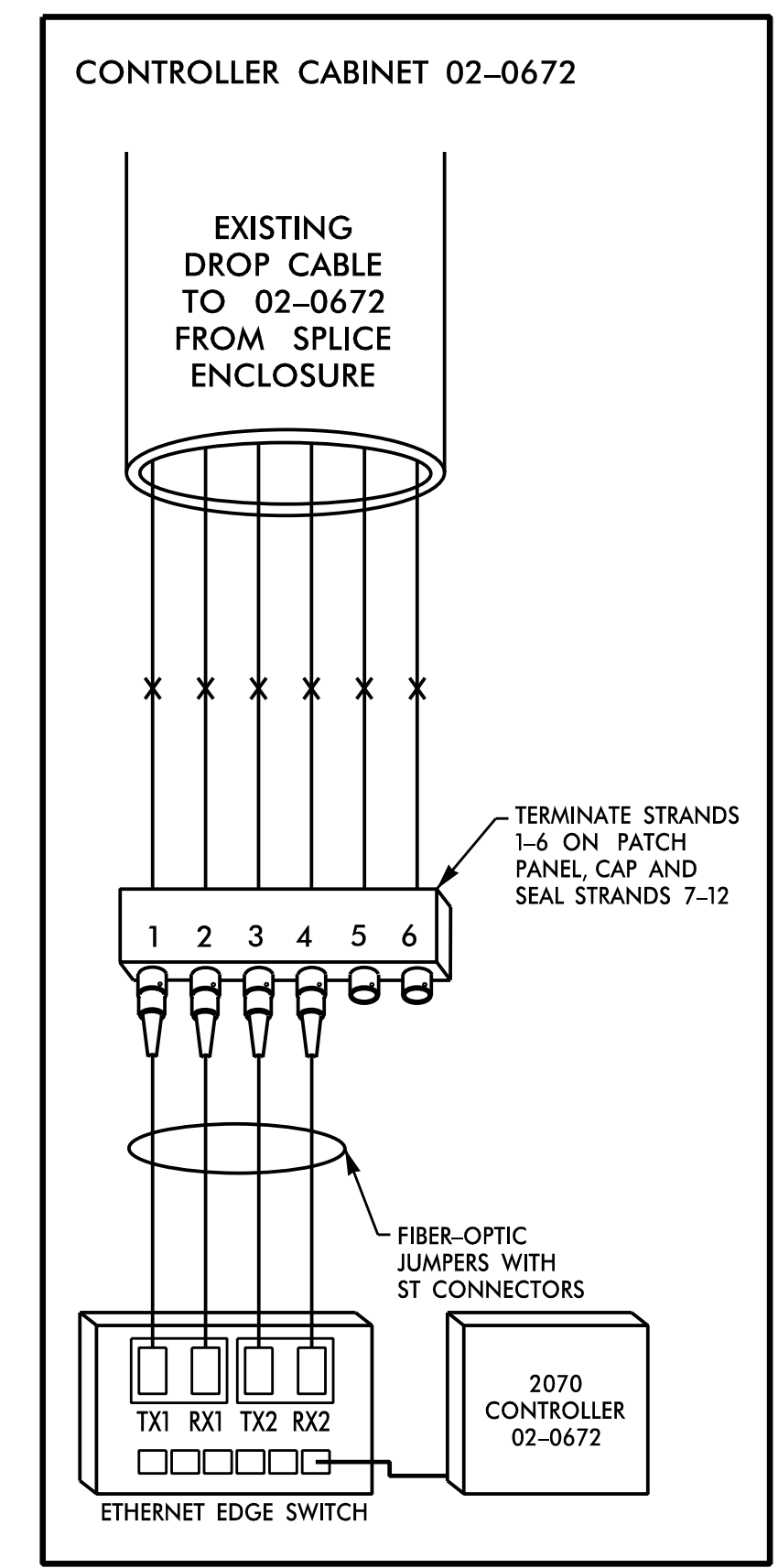
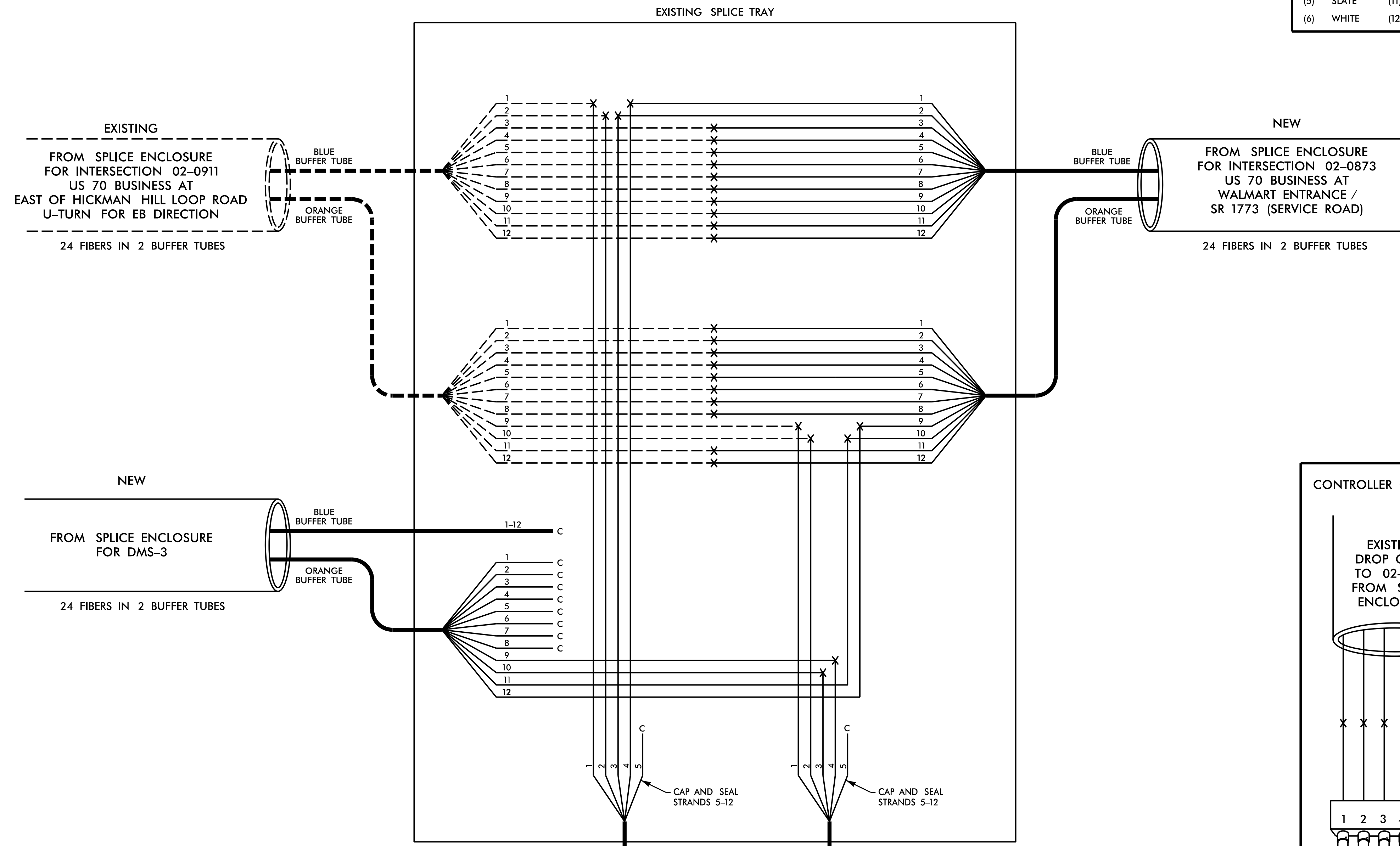
**HNTB** HNTB NORTH CAROLINA, P.C.  
 343 E. Six Forks Road, Suite 200  
 Raleigh, North Carolina 27609  
 NC License No: C-1554  
 (919) 548-8997

Plans Prepared for: 250 N. Greenfield Place, Garner, NC 27529	<b>US 70                  HAVELOCK BYPASS                  SPLICE DETAILS</b>		SEAL SEAL NATASHA R. SIMMONS
	Division 02 Craven Co. Havelock PLAN DATE: June 2018 REVIEWED BY: T.R. Terrell PREPARED BY: J.A. Wagner REVIEWED BY: N.R. Simmons	12/7/2018 DocuSigned by: Natasha R. Simmons ID: F0480F3AD464 SIGNATURE DATE CADD File name: R1015_SCP-59.dgn	



**02-0672/DMS-2  
US 70 BUSINESS AT  
SLOCUM ROAD**

COLOR CODE TIA/EIA 598-C		LEGEND	
(1) BLUE	(7) RED	X = NEW FUSION SPLICE INDIVIDUAL FIBER	
(2) ORANGE	(8) BLACK	● = EXISTING FUSION SPLICE	
(3) GREEN	(9) YELLOW	C = CAP AND SEAL	
(4) BROWN	(10) VIOLET	EXPRESS = EXPRESS ENTIRE BUFFER TUBE THROUGH WITHOUT CUTTING	
(5) SLATE	(11) ROSE	BUFFER SPLICE = SPLICE ALL FIBERS IN BUFFER TUBE COLOR TO COLOR	
(6) WHITE	(12) AQUA		



**NOTES:**



1. UNUSED FIBERS LEFT COILED AND STORED IN SPLICE TRAY.
2. UNUSED BUFFER TUBES LEFT COILED AND STORED IN SPLICE TRAY.
3. ETHERNET SWITCH TERMINATION CONFIGURATIONS ARE GENERIC. CONTRACTOR IS RESPONSIBLE FOR DETERMINING / ENSURING PROPER TERMINATION.
4. INCLUDE ON THE COVER OF EACH SPLICE TRAY THE FOLLOWING: REFERENCE SECTION 1731 "FIBER OPTIC SPLICE ENCLOSURE"

- (1) SPLICE
- (2) DATE
- (3) COMPANY NAME
- (4) NAME OF INDIVIDUAL PERFORMING THE SPLICING

PRIOR TO INSTALLING THE COVER ON THE SPLICE TRAY, TAKE A DIGITAL PHOTOGRAPH SHOWING THE SPLICE TRAY AND INFORMATION SHOWN ABOVE (1-4) AND SUBMIT PHOTOGRAPH ALONG WITH OTDR TEST RESULTS.

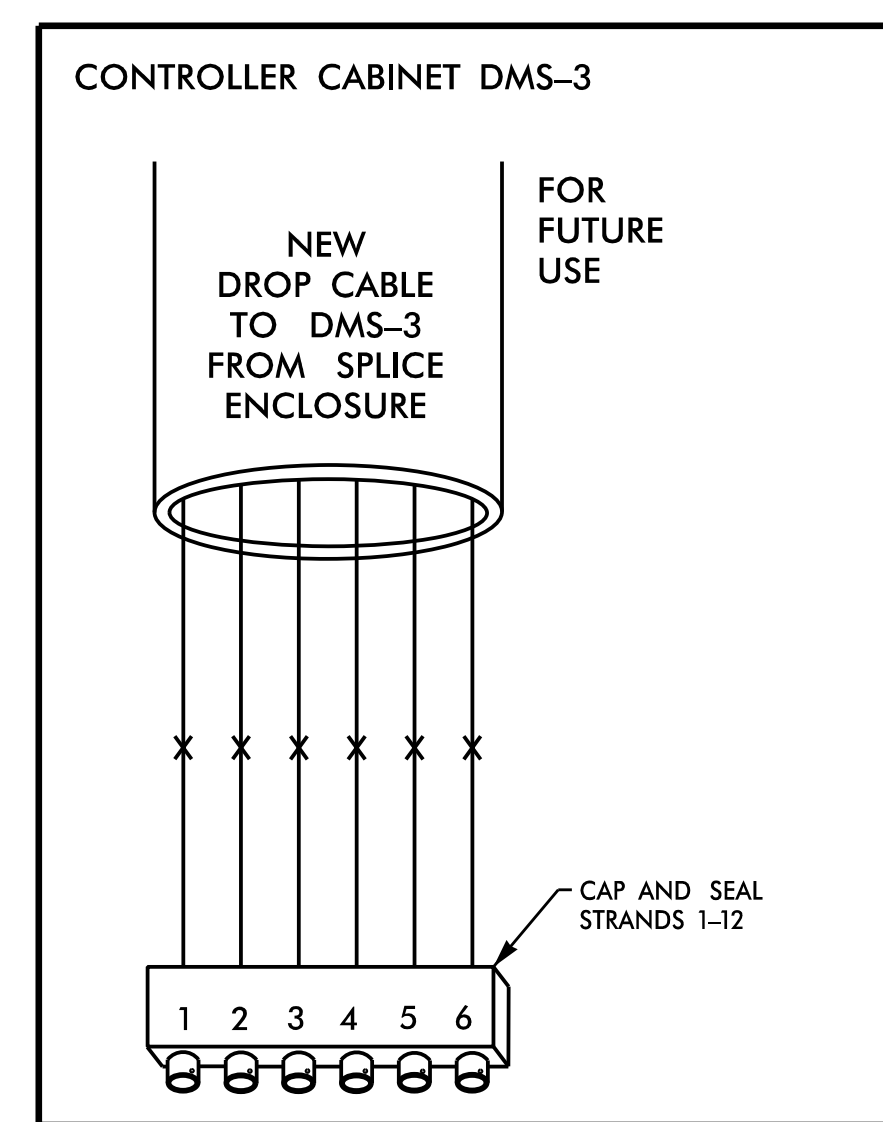
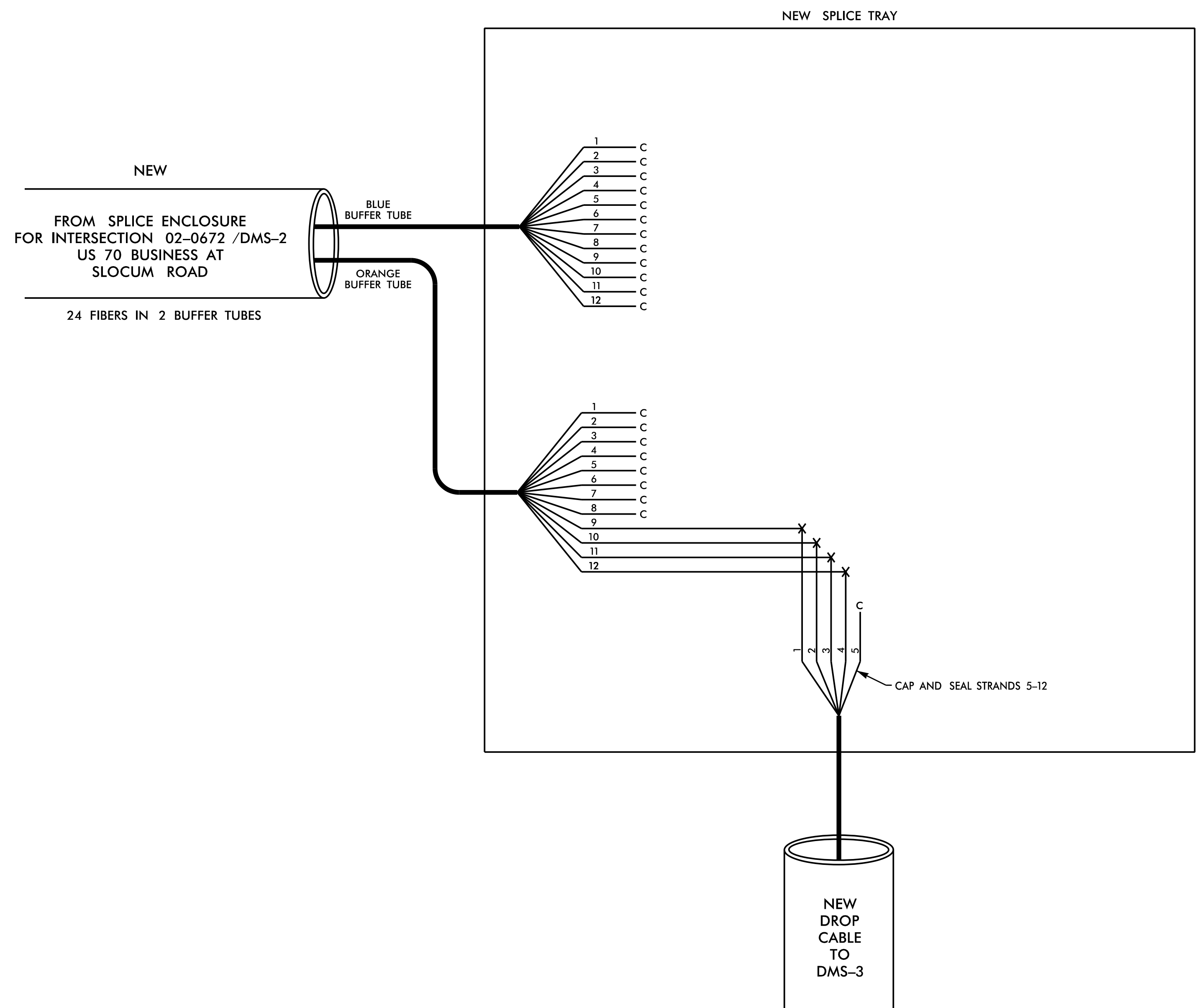
**HNTB** HNTB NORTH CAROLINA, P.C.  
343 E. Six Forks Road, Suite 200  
Raleigh, North Carolina 27609  
NC License No: C-1554  
(919) 546-8997

**DOCUMENT NOT CONSIDERED FINAL  
UNLESS ALL SIGNATURES COMPLETED**

 Plans Prepared for: STATE OF NORTH CAROLINA DEPARTMENT OF TRANSPORTATION	<b>US 70 HAVELOCK BYPASS SPLICE DETAILS</b>		 SEAL NORTH CAROLINA PROFESSIONAL ENGINEER SEAL 031464 NATASHA R. SIMMONS
	Division 02 Craven Co. Havelock PLAN DATE: June 2018 REVIEWED BY: T.R. Terrell PREPARED BY: J.A. Wagner REVIEWED BY: N.R. Simmons	250 N. Greenfield Place, Garner, NC 27529 SCALE: NONE DocuSigned by: Natasha R. Simmons 12/7/2018 #FD480F3AD454 SIGNATURE DATE CADD File name: R1015_SCP-60.dgn	

**DMS-3**  
**SLOCUM ROAD**  
**0.3 MILE NORTHEAST OF**  
**INTERSECTION 02-0672**

COLOR CODE TIA/EIA 598-C			LEGEND	
(1) BLUE	(7) RED	X = NEW FUSION SPLICE INDIVIDUAL FIBER		
(2) ORANGE	(8) BLACK	● = EXISTING FUSION SPLICE		
(3) GREEN	(9) YELLOW	C = CAP AND SEAL		
(4) BROWN	(10) VIOLET	EXPRESS = EXPRESS ENTIRE BUFFER TUBE THROUGH WITHOUT CUTTING		
(5) SLATE	(11) ROSE	BUFFER SPLICE = SPLICE ALL FIBERS IN BUFFER TUBE COLOR TO COLOR		
(6) WHITE	(12) AQUA			



**NOTES:**



1. UNUSED FIBERS LEFT COILED AND STORED IN SPLICE TRAY.
2. UNUSED BUFFER TUBES LEFT COILED AND STORED IN SPLICE TRAY.
3. INCLUDE ON THE COVER OF EACH SPLICE TRAY THE FOLLOWING: REFERENCE SECTION 1731 "FIBER OPTIC SPLICE ENCLOSURE"

- (1) SPLICE
- (2) DATE
- (3) COMPANY NAME
- (4) NAME OF INDIVIDUAL PERFORMING THE SPLICING

PRIOR TO INSTALLING THE COVER ON THE SPLICE TRAY, TAKE A DIGITAL PHOTOGRAPH SHOWING THE SPLICE TRAY AND INFORMATION SHOWN ABOVE (1-4) AND SUBMIT PHOTOGRAPH ALONG WITH OTDR TEST RESULTS.

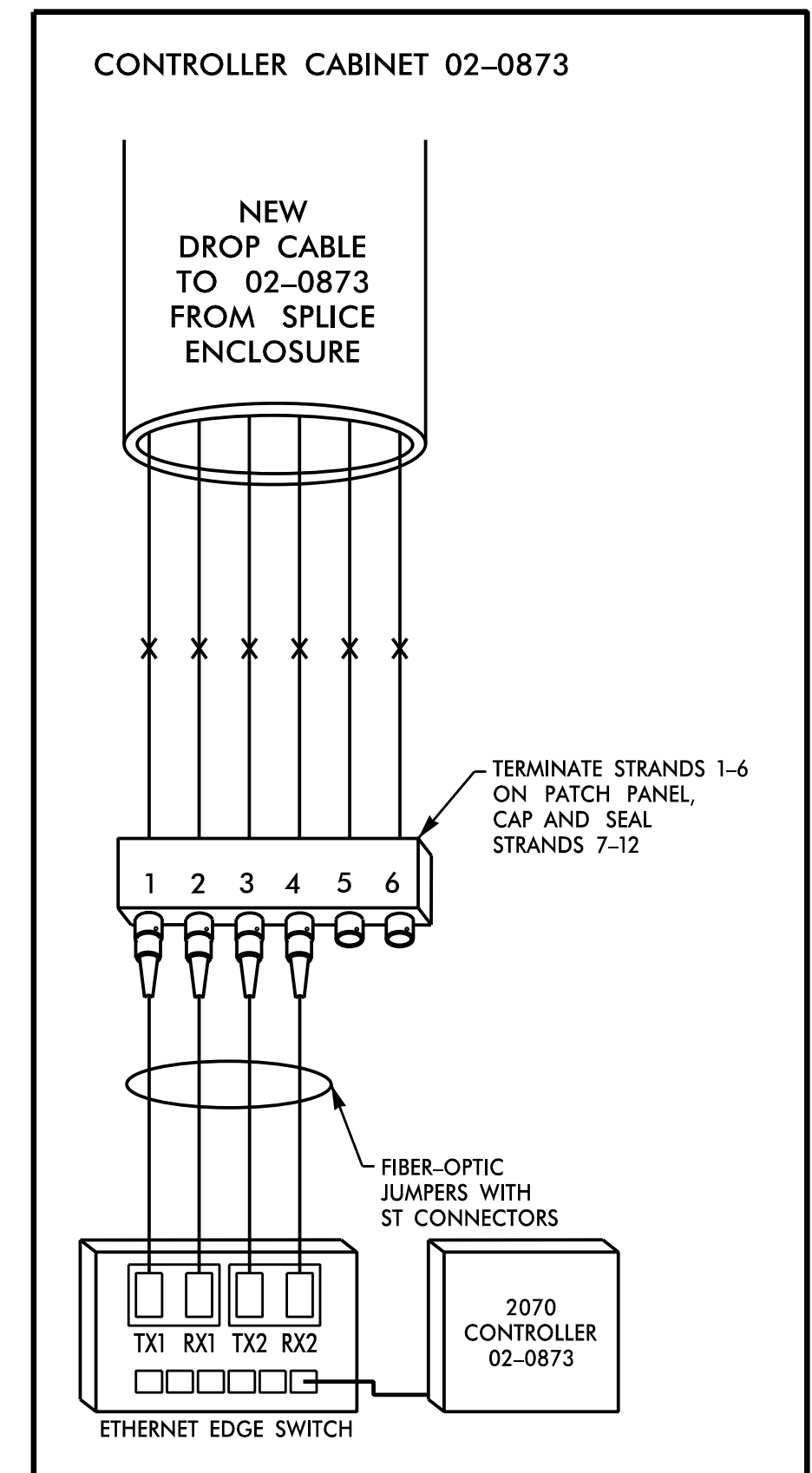
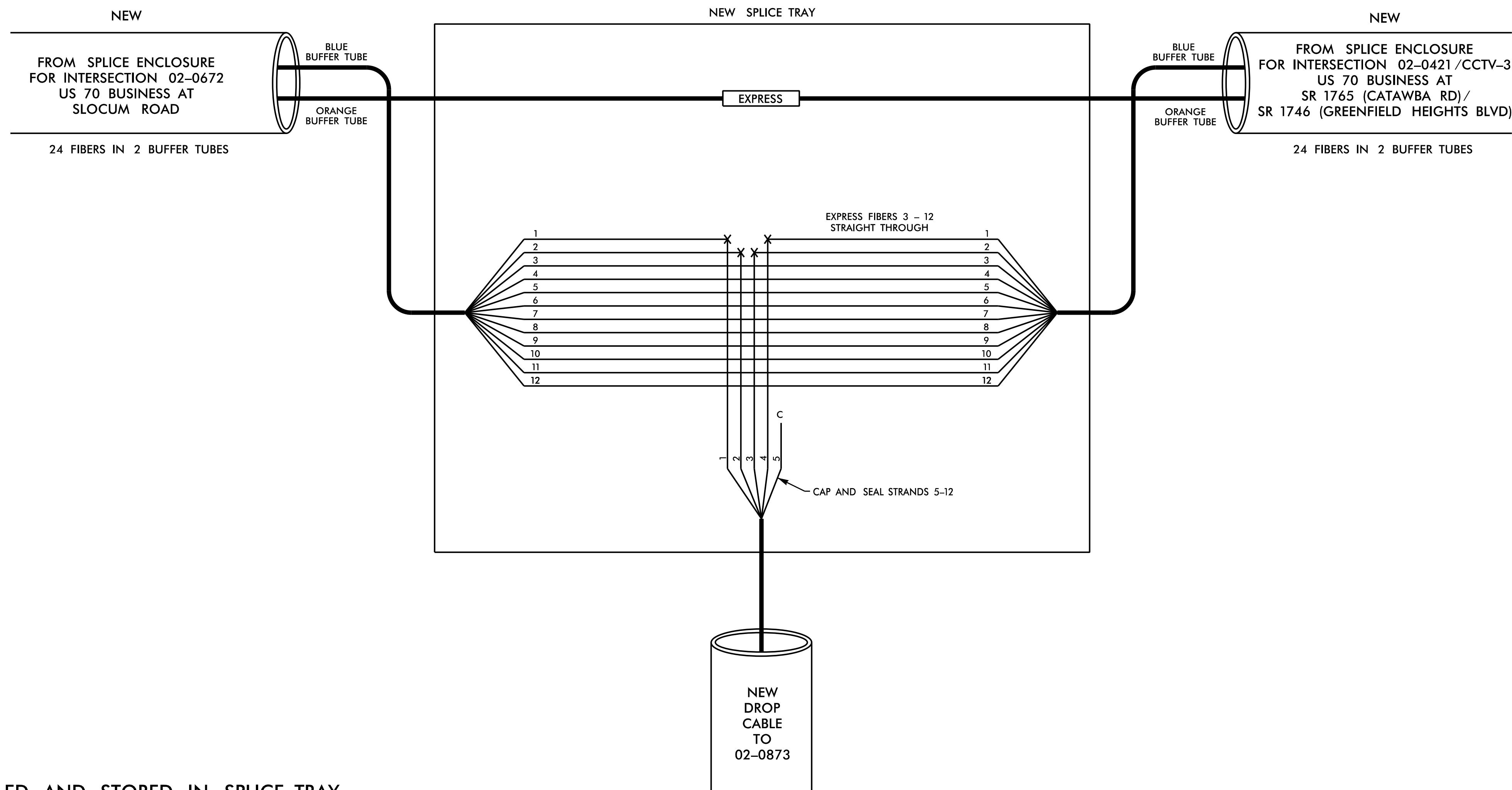
**DOCUMENT NOT CONSIDERED FINAL  
 UNLESS ALL SIGNATURES COMPLETED**

**HNTB** HNTB NORTH CAROLINA, P.C.  
 343 E. Six Forks Road, Suite 200  
 Raleigh, North Carolina 27609  
 NC License No: C-1554  
 (919) 548-8997

Plans Prepared for:  250 N. Greenfield Pkwy., Garner, NC 27529	<b>US 70</b> <b>HAVELOCK BYPASS</b> <b>SPLICE DETAILS</b>		SEAL  SEAL 031464 NATASHA R. SIMMONS
	Division 02 PLAN DATE: June 2018 PREPARED BY: J.A. Wagner	Craven Co. Havelock REVIEWED BY: T.R. Terrell REVIEWED BY: N.R. Simmons	
SCALE NONE	REVISIONS _____ _____ _____	INIT. DATE _____ _____ _____	DATE _____ _____ _____

02-0873  
 US 70 BUSINESS AT  
 WAL-MART ENTRANCE/  
 SR 1773 (SERVICE ROAD)

COLOR CODE TIA/EIA 598-C			LEGEND	
(1) BLUE	(7) RED	X = NEW FUSION SPLICE INDIVIDUAL FIBER		
(2) ORANGE	(8) BLACK	● = EXISTING FUSION SPLICE		
(3) GREEN	(9) YELLOW	C = CAP AND SEAL		
(4) BROWN	(10) VIOLET	EXPRESS = EXPRESS ENTIRE BUFFER TUBE THROUGH WITHOUT CUTTING		
(5) SLATE	(11) ROSE	BUFFER SPLICE = SPLICE ALL FIBERS IN BUFFER TUBE COLOR TO COLOR		
(6) WHITE	(12) AQUA			



NOTES:

1. UNUSED FIBERS LEFT COILED AND STORED IN SPLICE TRAY.
2. UNUSED BUFFER TUBES LEFT COILED AND STORED IN SPLICE TRAY.
3. ETHERNET SWITCH TERMINATION CONFIGURATIONS ARE GENERIC. CONTRACTOR IS RESPONSIBLE FOR DETERMINING / ENSURING PROPER TERMINATION.
4. INCLUDE ON THE COVER OF EACH SPLICE TRAY THE FOLLOWING: REFERENCE SECTION 1731 "FIBER OPTIC SPLICE ENCLOSURE"

- (1) SPLICE
- (2) DATE
- (3) COMPANY NAME
- (4) NAME OF INDIVIDUAL PERFORMING THE SPLICING

PRIOR TO INSTALLING THE COVER ON THE SPLICE TRAY, TAKE A DIGITAL PHOTOGRAPH SHOWING THE SPLICE TRAY AND INFORMATION SHOWN ABOVE (1-4) AND SUBMIT PHOTOGRAPH ALONG WITH OTDR TEST RESULTS.

DOCUMENT NOT CONSIDERED FINAL  
 UNLESS ALL SIGNATURES COMPLETED

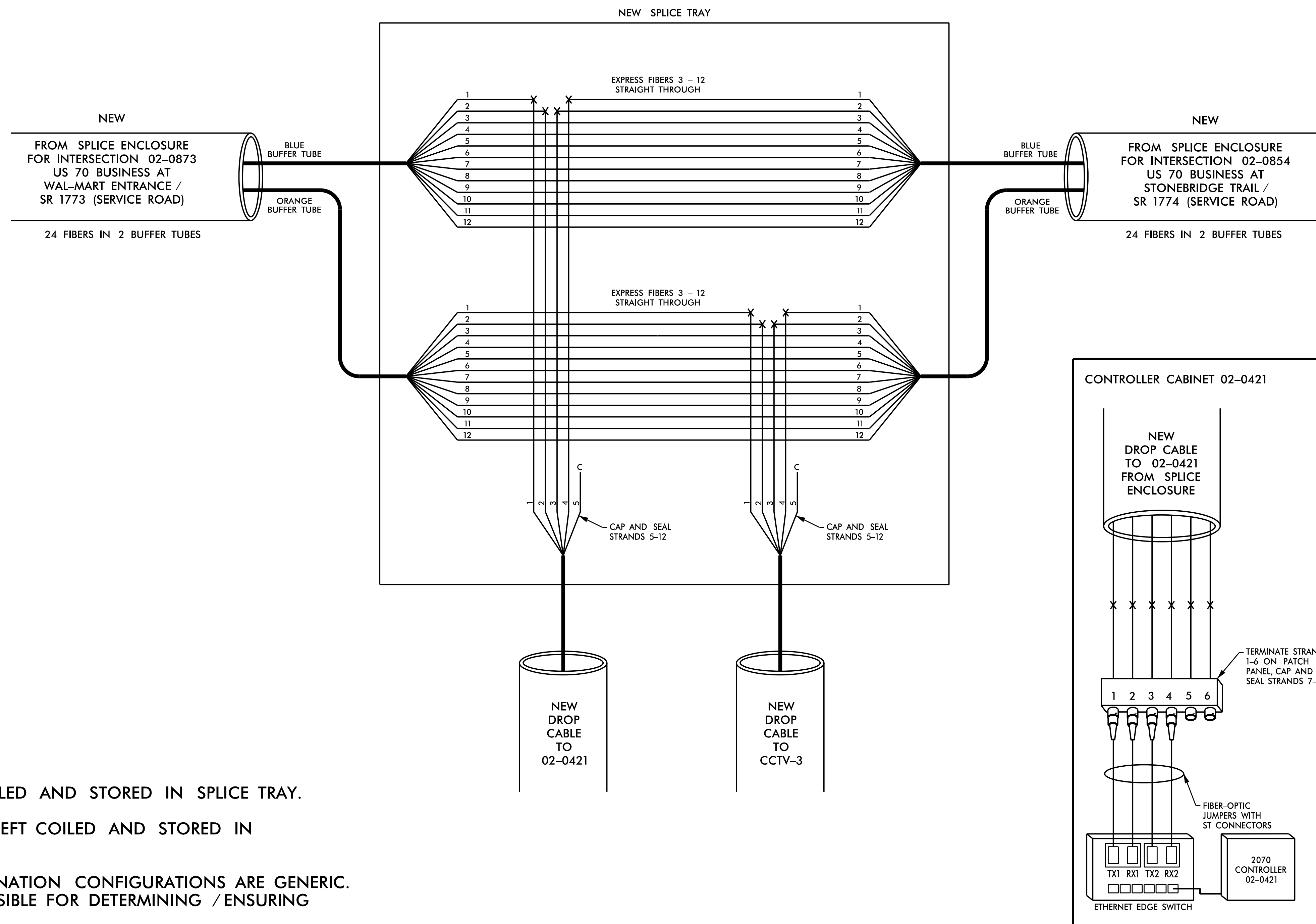
**HNTB** HNTB NORTH CAROLINA, P.C.  
 343 E. Six Forks Road, Suite 200  
 Raleigh, North Carolina 27609  
 NC License No: C-1554  
 (919) 548-8997

Plans Prepared for: 250 N. Greenfield Place, Garner, NC 27529	<b>US 70                  HAVELOCK BYPASS                  SPLICE DETAILS</b>		SEAL SEAL NATASHA R. SIMMONS
	Division 02 Craven Co. Havelock PLAN DATE: June 2018 REVIEWED BY: T.R. Terrell PREPARED BY: J.A. Wagner REVIEWED BY: N.R. Simmons	2070 CONTROLLER 02-0873	
SCALE NONE	REVISIONS _____	INIT. DATE _____	DocuSigned by: Natasha R. Simmons 12/7/2018 FID480F3AD445A SIGNATURE DATE CADD File name: R1015_SCP-62.dgn



02-0421 /CCTV-3  
 US 70 BUSINESS AT  
 SR 1765 (CATAWBA RD)/  
 SR 1746 (GREENFIELD  
 HEIGHTS BLVD)

COLOR CODE TIA/EIA 598-C			LEGEND	
(1) BLUE	(7) RED	X = NEW FUSION SPLICE INDIVIDUAL FIBER		
(2) ORANGE	(8) BLACK	● = EXISTING FUSION SPLICE		
(3) GREEN	(9) YELLOW	C = CAP AND SEAL		
(4) BROWN	(10) VIOLET	EXPRESS = EXPRESS ENTIRE BUFFER TUBE THROUGH WITHOUT CUTTING		
(5) SLATE	(11) ROSE	BUFFER SPLICE = SPLICE ALL FIBERS IN BUFFER TUBE COLOR TO COLOR		
(6) WHITE	(12) AQUA			

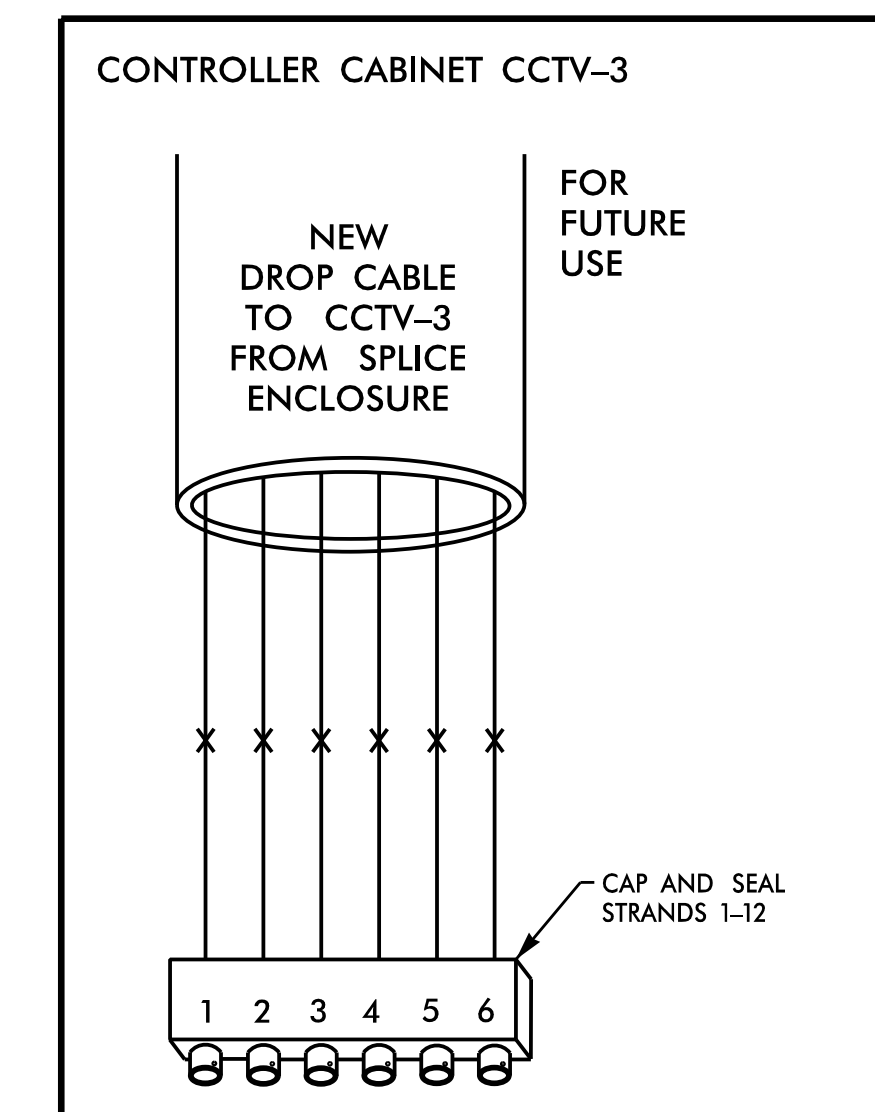
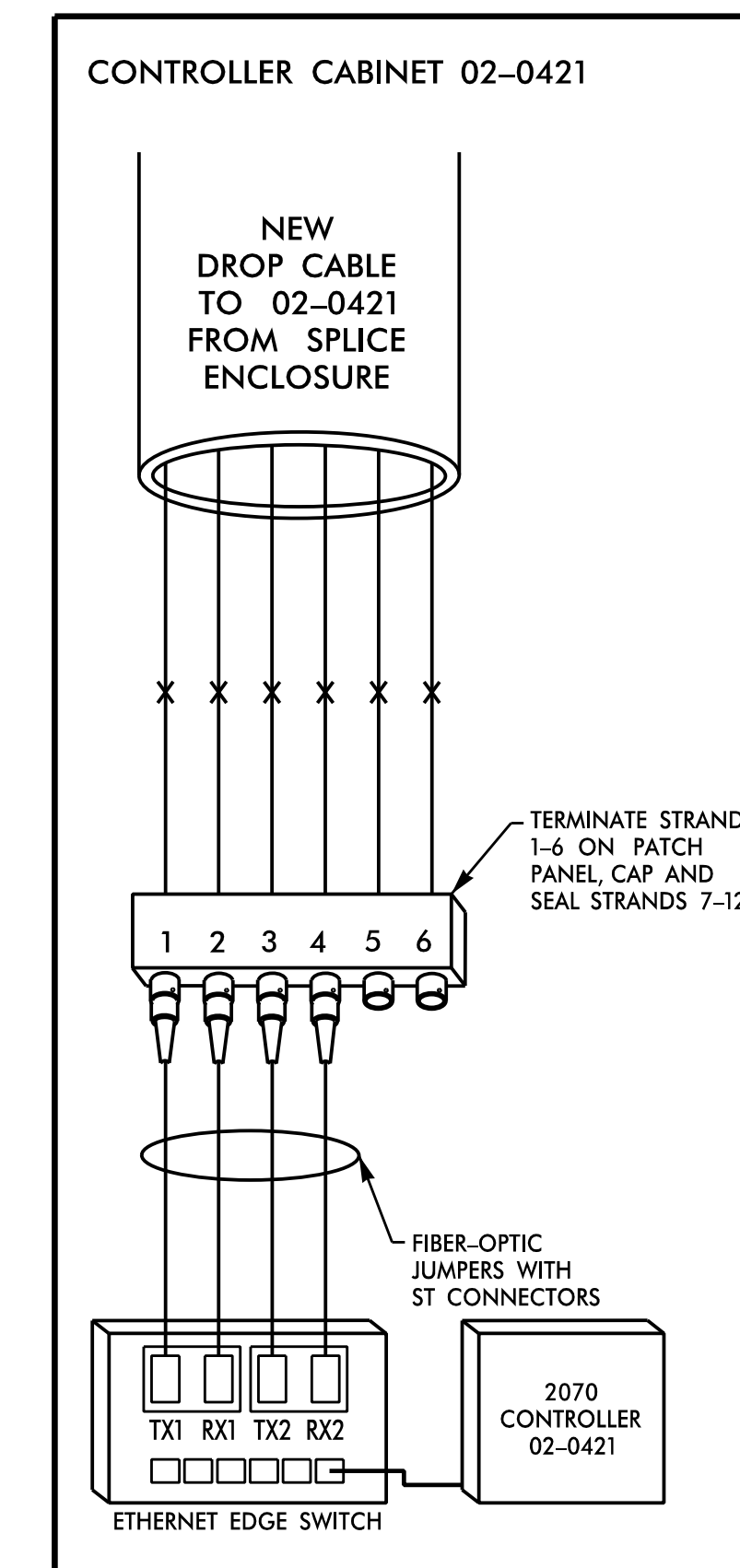


NOTES:

1. UNUSED FIBERS LEFT COILED AND STORED IN SPLICE TRAY.
2. UNUSED BUFFER TUBES LEFT COILED AND STORED IN SPLICE TRAY.
3. ETHERNET SWITCH TERMINATION CONFIGURATIONS ARE GENERIC. CONTRACTOR IS RESPONSIBLE FOR DETERMINING /ENSURING PROPER TERMINATION.
4. INCLUDE ON THE COVER OF EACH SPLICE TRAY THE FOLLOWING: REFERENCE SECTION 1731 "FIBER OPTIC SPLICE ENCLOSURE"

- (1) SPLICE
- (2) DATE
- (3) COMPANY NAME
- (4) NAME OF INDIVIDUAL PERFORMING THE SPLICING

PRIOR TO INSTALLING THE COVER ON THE SPLICE TRAY, TAKE A DIGITAL PHOTOGRAPH SHOWING THE SPLICE TRAY AND INFORMATION SHOWN ABOVE (1-4) AND SUBMIT PHOTOGRAPH ALONG WITH OTDR TEST RESULTS.



DOCUMENT NOT CONSIDERED FINAL UNLESS ALL SIGNATURES COMPLETED

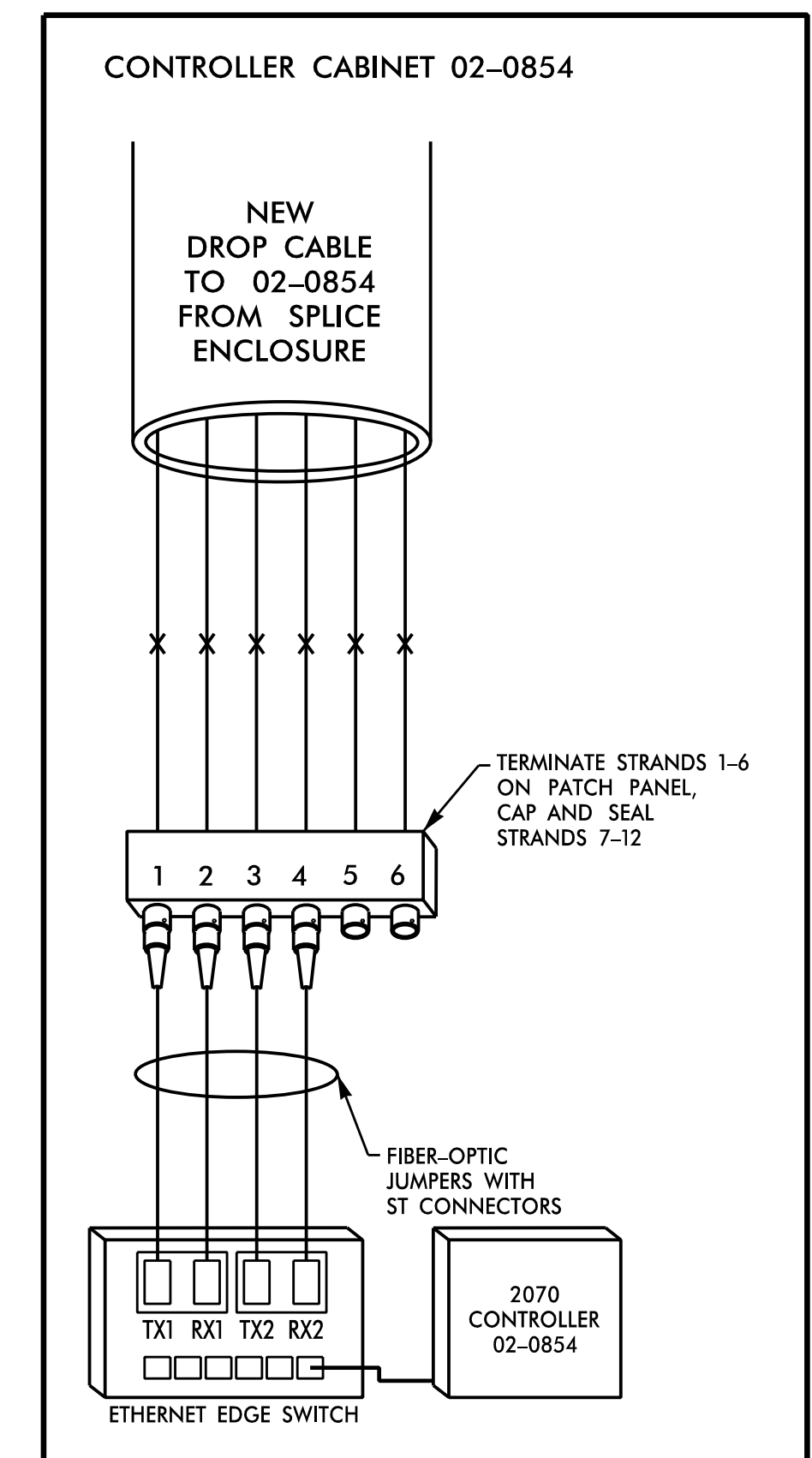
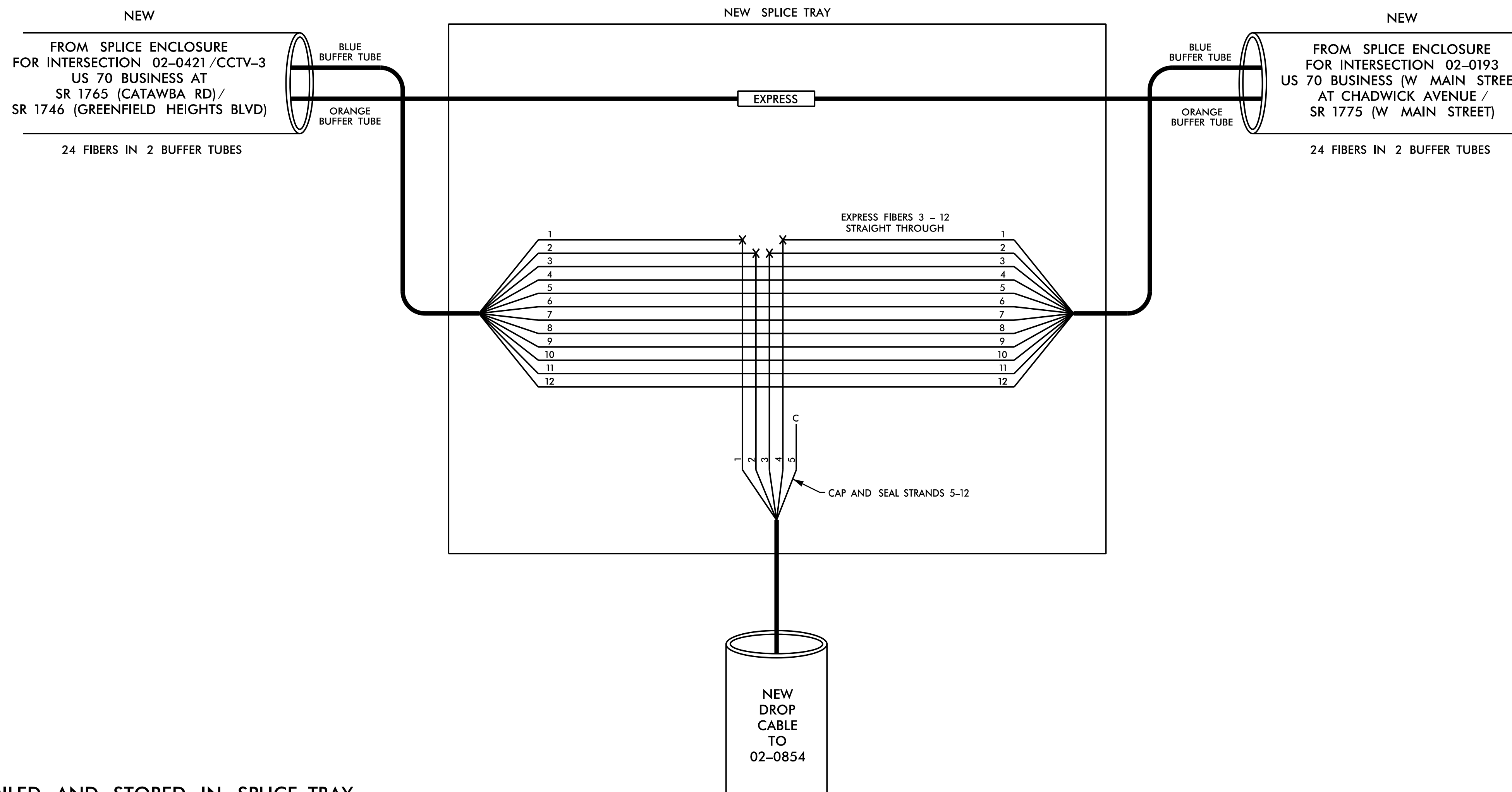
**HNTB** HNTB NORTH CAROLINA, P.C.  
 343 E. Six Forks Road, Suite 200  
 Raleigh, North Carolina 27609  
 NC License No: C-1554  
 (919) 548-8997

<p>Plans Prepared for:</p> <p>250 N. Greenfield Place, Garner, NC 27529</p>	<p>US 70                  HAVELOCK BYPASS                  SPLICE DETAILS</p>									
	<p>Division 02 Craven Co. Havelock</p> <p>PLAN DATE: June 2018 REVIEWED BY: T.R. Terrell</p> <p>PREPARED BY: J.A. Wagner REVIEWED BY: N.R. Simmons</p>	<p>SCALE: NONE</p>		<p>REVISIONS</p> <table border="1"> <thead> <tr> <th>NO.</th> <th>REVISIONS</th> <th>INIT.</th> <th>DATE</th> </tr> </thead> <tbody> <tr> <td> </td> <td> </td> <td> </td> <td> </td> </tr> </tbody> </table>	NO.	REVISIONS	INIT.	DATE		
NO.	REVISIONS	INIT.	DATE							
<p>DocuSigned by:                  Natasha R. Simmons 12/7/2018</p> <p>FD480F3AD464                  SIGNATURE DATE</p> <p>CADD File name: R1015_SCP-63.dgn</p>			<p>SEAL</p>							



02-0854  
US 70 BUSINESS AT  
STONEBRIDGE TRAIL /  
SR 1774 (SERVICE ROAD)

COLOR CODE TIA/EIA 598-C			LEGEND	
(1) BLUE	(7) RED	X = NEW FUSION SPLICE INDIVIDUAL FIBER		
(2) ORANGE	(8) BLACK	● = EXISTING FUSION SPLICE		
(3) GREEN	(9) YELLOW	C = CAP AND SEAL		
(4) BROWN	(10) VIOLET	EXPRESS = EXPRESS ENTIRE BUFFER TUBE THROUGH WITHOUT CUTTING		
(5) SLATE	(11) ROSE	BUFFER SPLICE = SPLICE ALL FIBERS IN BUFFER TUBE COLOR TO COLOR		
(6) WHITE	(12) AQUA			



NOTES:

1. UNUSED FIBERS LEFT COILED AND STORED IN SPLICE TRAY.
2. UNUSED BUFFER TUBES LEFT COILED AND STORED IN SPLICE TRAY.
3. ETHERNET SWITCH TERMINATION CONFIGURATIONS ARE GENERIC. CONTRACTOR IS RESPONSIBLE FOR DETERMINING / ENSURING PROPER TERMINATION.
4. INCLUDE ON THE COVER OF EACH SPLICE TRAY THE FOLLOWING: REFERENCE SECTION 1731 "FIBER OPTIC SPLICE ENCLOSURE"

- (1) SPLICE
- (2) DATE
- (3) COMPANY NAME
- (4) NAME OF INDIVIDUAL PERFORMING THE SPLICING

PRIOR TO INSTALLING THE COVER ON THE SPLICE TRAY, TAKE A DIGITAL PHOTOGRAPH SHOWING THE SPLICE TRAY AND INFORMATION SHOWN ABOVE (1-4) AND SUBMIT PHOTOGRAPH ALONG WITH OTDR TEST RESULTS.

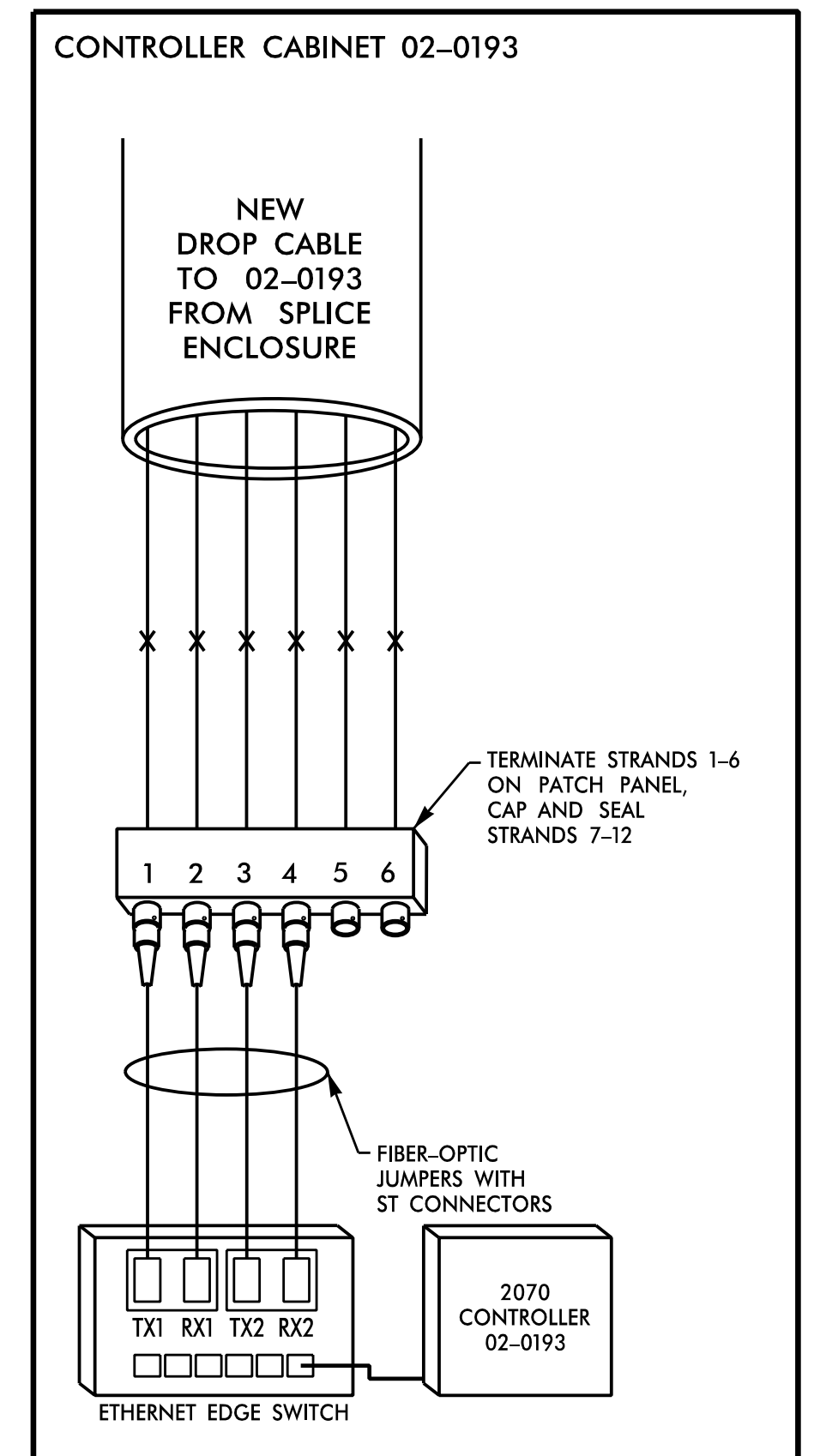
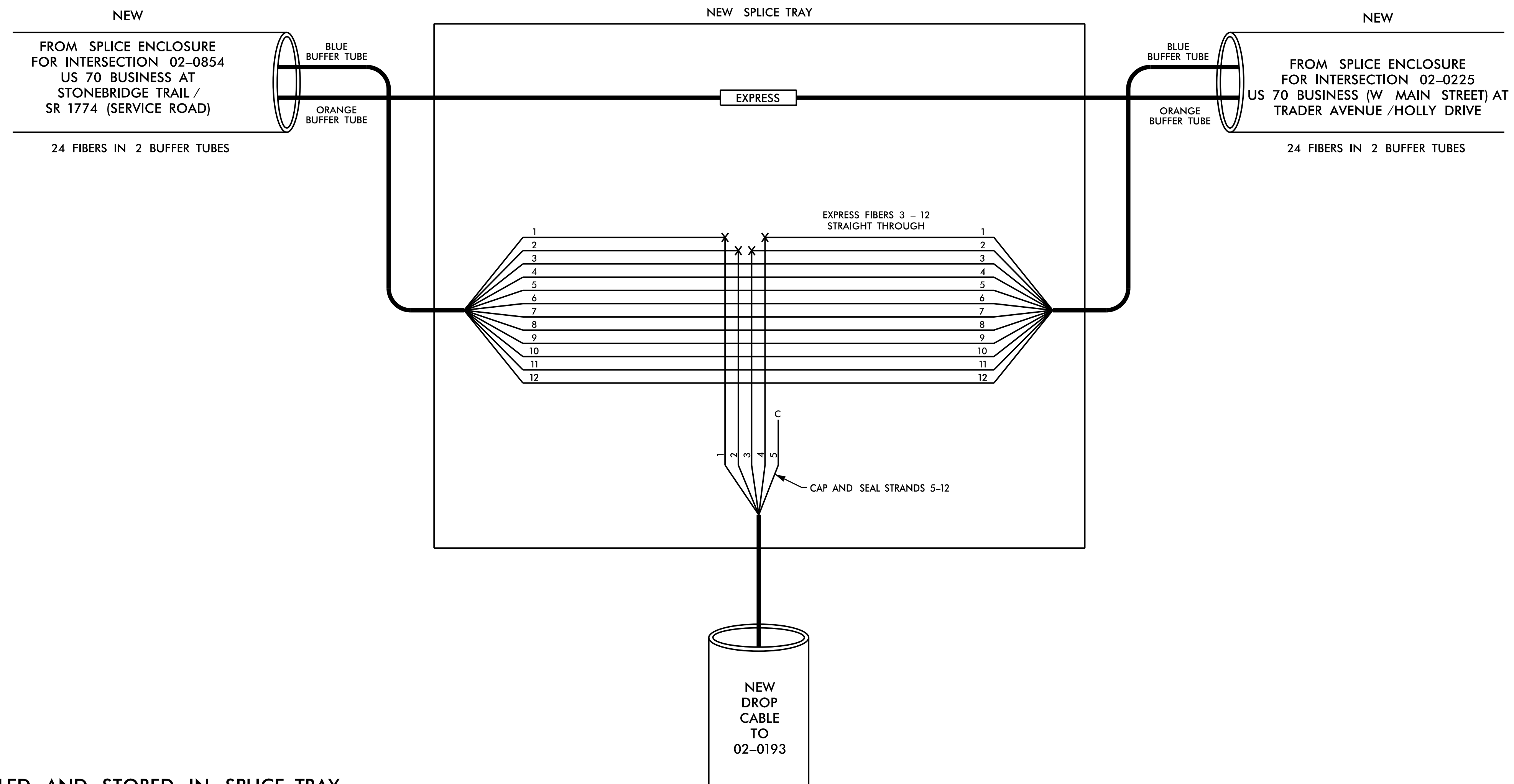
**HNTB** HNTB NORTH CAROLINA, P.C.  
343 E. Six Forks Road, Suite 200  
Raleigh, North Carolina 27609  
NC License No: C-1554  
(919) 548-8997

Plans Prepared for:		<b>US 70 HAVELOCK BYPASS SPLICE DETAILS</b>		
		Division 02 Craven Co. Havelock PLAN DATE: June 2018 REVIEWED BY: T.R. Terrell PREPARED BY: J.A. Wagner REVIEWED BY: N.R. Simmons		
SCALE	NONE	REVISIONS	INIT.	DATE
		Documented by: <i>Natasha R. Simmons</i> 12/7/2018 Signature: _____ DATE: _____ CADD File name: R1015_SCP-64.dgn		

DOCUMENT NOT CONSIDERED FINAL  
UNLESS ALL SIGNATURES COMPLETED

02-0193  
 US 70 BUSINESS (W MAIN STREET)  
 AT CHADWICK AVENUE /  
 SR 1775 (W MAIN STREET)

COLOR CODE TIA/EIA 598-C		LEGEND	
(1) BLUE	(7) RED	X = NEW FUSION SPLICE INDIVIDUAL FIBER	
(2) ORANGE	(8) BLACK	● = EXISTING FUSION SPLICE	
(3) GREEN	(9) YELLOW	C = CAP AND SEAL	
(4) BROWN	(10) VIOLET	EXPRESS = EXPRESS ENTIRE BUFFER TUBE THROUGH WITHOUT CUTTING	
(5) SLATE	(11) ROSE	BUFFER SPLICE = SPLICE ALL FIBERS IN BUFFER TUBE COLOR TO COLOR	
(6) WHITE	(12) AQUA		



NOTES:

1. UNUSED FIBERS LEFT COILED AND STORED IN SPLICE TRAY.
2. UNUSED BUFFER TUBES LEFT COILED AND STORED IN SPLICE TRAY.
3. ETHERNET SWITCH TERMINATION CONFIGURATIONS ARE GENERIC. CONTRACTOR IS RESPONSIBLE FOR DETERMINING / ENSURING PROPER TERMINATION.
4. INCLUDE ON THE COVER OF EACH SPLICE TRAY THE FOLLOWING: REFERENCE SECTION 1731 "FIBER OPTIC SPLICE ENCLOSURE"

- (1) SPLICE
- (2) DATE
- (3) COMPANY NAME
- (4) NAME OF INDIVIDUAL PERFORMING THE SPLICING

PRIOR TO INSTALLING THE COVER ON THE SPLICE TRAY, TAKE A DIGITAL PHOTOGRAPH SHOWING THE SPLICE TRAY AND INFORMATION SHOWN ABOVE (1-4) AND SUBMIT PHOTOGRAPH ALONG WITH OTDR TEST RESULTS.

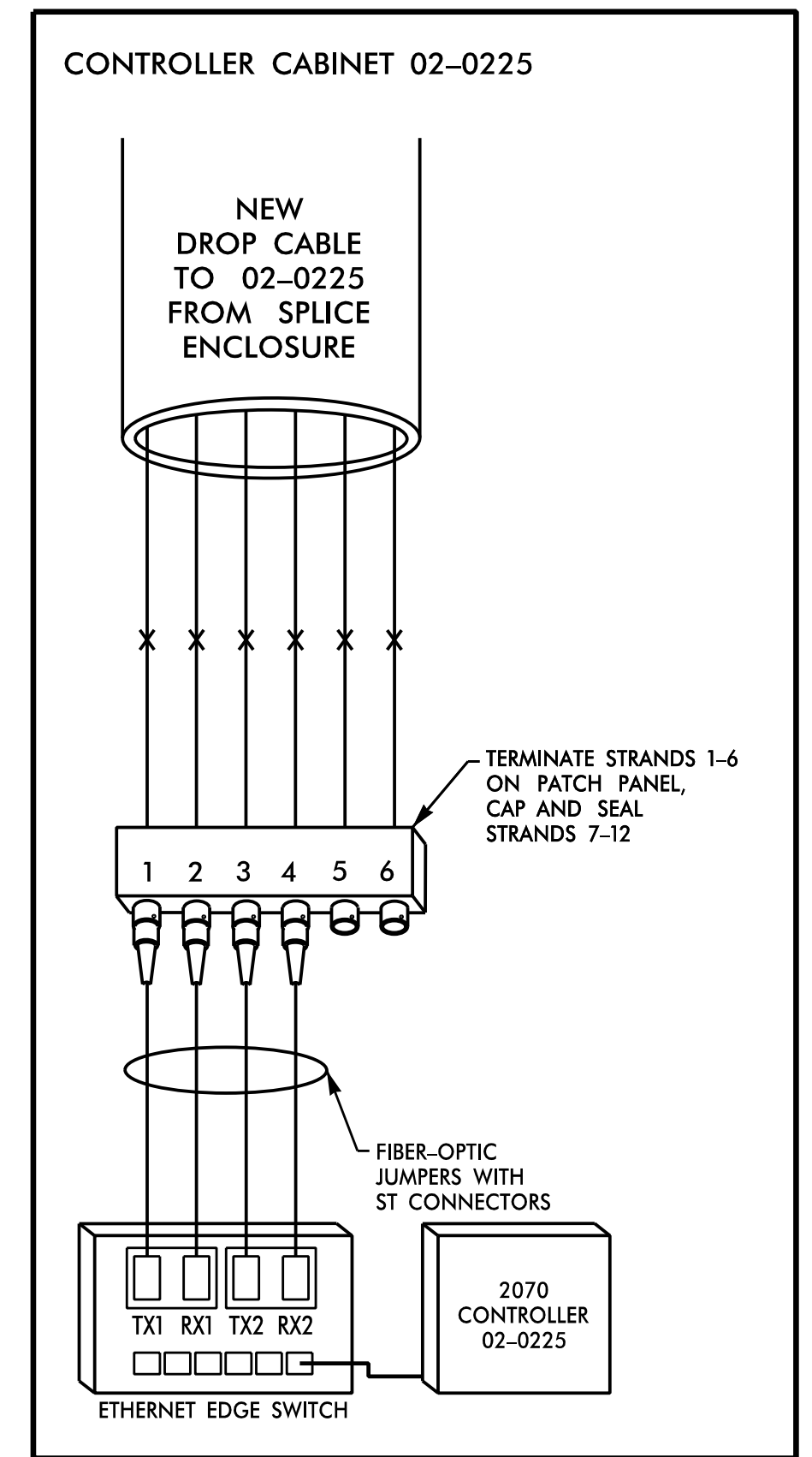
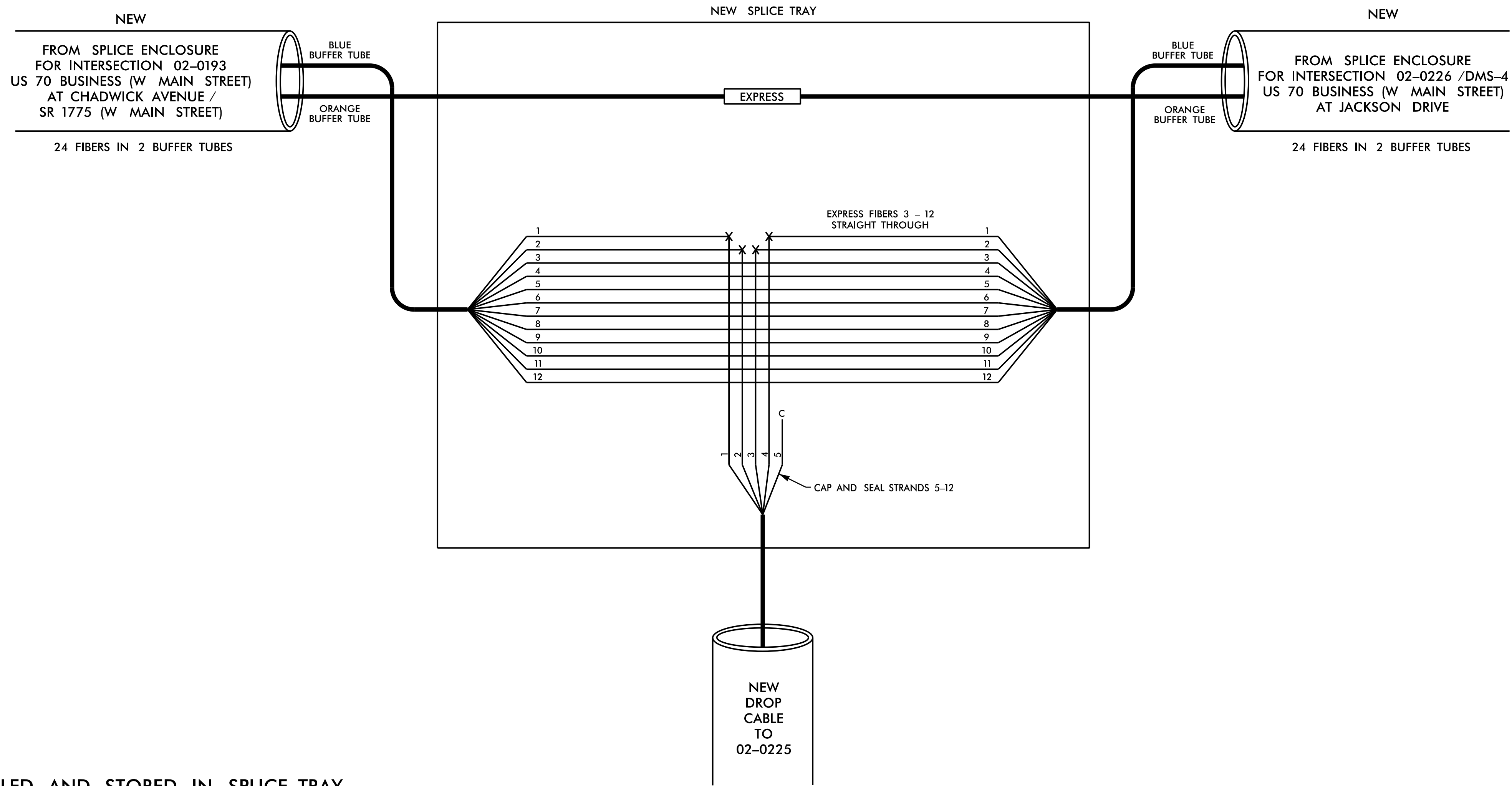
**HNTB** HNTB NORTH CAROLINA, P.C.  
 343 E. Six Forks Road, Suite 200  
 Raleigh, North Carolina 27609  
 NC License No: C-1554  
 (919) 548-8997

Plans Prepared for:		<b>US 70 HAVELOCK BYPASS SPLICE DETAILS</b>		
		Division 02 Craven Co. Havelock PLAN DATE: June 2018 REVIEWED BY: T.R. Terrell PREPARED BY: J.A. Wagner REVIEWED BY: N.R. Simmons		
SCALE	NONE	REVISIONS	INIT.	DATE
250 N. Greenfield Place, Garner, NC 27529		Documented by: <i>Natasha R. Simmons</i> 12/7/2018 SIGNATURE DATE CADD File name: R1015_SCP-65.dgn		

DOCUMENT NOT CONSIDERED FINAL  
 UNLESS ALL SIGNATURES COMPLETED

02-0225  
 US 70 BUSINESS (W MAIN STREET)  
 AT  
 TRADER AVENUE /HOLLY DRIVE

COLOR CODE TIA/EIA 598-C		LEGEND	
(1) BLUE	(7) RED	X = NEW FUSION SPLICE INDIVIDUAL FIBER	
(2) ORANGE	(8) BLACK	● = EXISTING FUSION SPLICE	
(3) GREEN	(9) YELLOW	C = CAP AND SEAL	
(4) BROWN	(10) VIOLET	EXPRESS = EXPRESS ENTIRE BUFFER TUBE THROUGH WITHOUT CUTTING	
(5) SLATE	(11) ROSE	BUFFER SPLICE = SPLICE ALL FIBERS IN BUFFER TUBE COLOR TO COLOR	
(6) WHITE	(12) AQUA		



NOTES:

1. UNUSED FIBERS LEFT COILED AND STORED IN SPLICE TRAY.
2. UNUSED BUFFER TUBES LEFT COILED AND STORED IN SPLICE TRAY.
3. ETHERNET SWITCH TERMINATION CONFIGURATIONS ARE GENERIC. CONTRACTOR IS RESPONSIBLE FOR DETERMINING /ENSURING PROPER TERMINATION.
4. INCLUDE ON THE COVER OF EACH SPLICE TRAY THE FOLLOWING: REFERENCE SECTION 1731 "FIBER OPTIC SPLICE ENCLOSURE"

- (1) SPLICE
- (2) DATE
- (3) COMPANY NAME
- (4) NAME OF INDIVIDUAL PERFORMING THE SPLICING

PRIOR TO INSTALLING THE COVER ON THE SPLICE TRAY, TAKE A DIGITAL PHOTOGRAPH SHOWING THE SPLICE TRAY AND INFORMATION SHOWN ABOVE (1-4) AND SUBMIT PHOTOGRAPH ALONG WITH OTDR TEST RESULTS.

**HNTB** HNTB NORTH CAROLINA, P.C.  
 343 E. Six Forks Road, Suite 200  
 Raleigh, North Carolina 27609  
 NC License No: C-1554  
 (919) 548-8997

Plans Prepared for:		<b>US 70 HAVELOCK BYPASS SPLICE DETAILS</b>		
		Division 02 Craven Co. Havelock PLAN DATE: June 2018 REVIEWED BY: T.R. Terrell PREPARED BY: J.A. Wagner REVIEWED BY: N.R. Simmons		
SCALE	NONE	REVISIONS	INIT.	DATE
		Documented by: <i>Natasha R. Simmons</i> 12/7/2018 Signature: _____ DATE: _____ CADD File name: R1015_SCP-66.dgn		

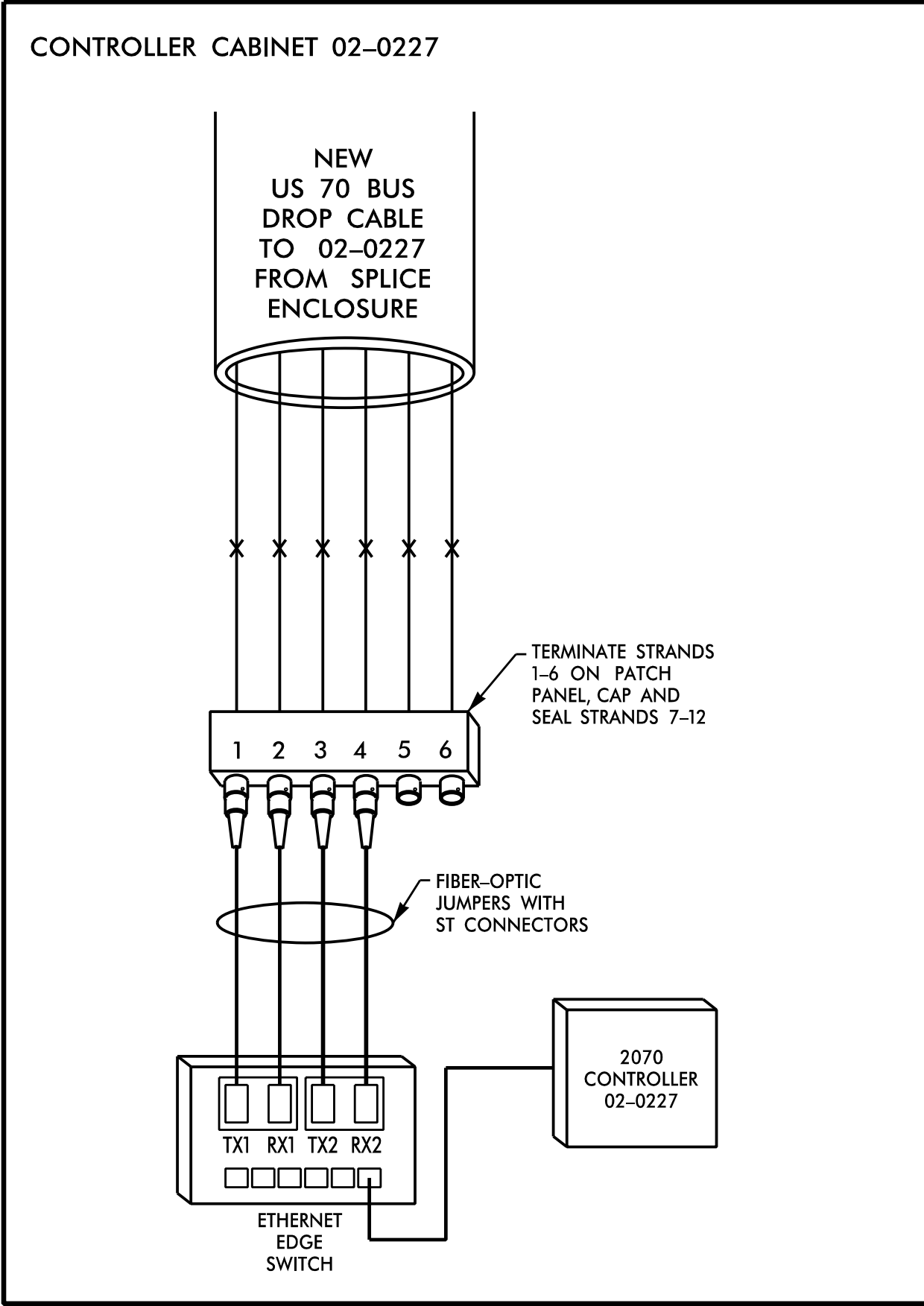
DOCUMENT NOT CONSIDERED FINAL  
 UNLESS ALL SIGNATURES COMPLETED







**02-0227**  
**US 70 BUSINESS (MAIN STREET) AT**  
**NC 101 (FONTANA BOULEVARD) /**  
**SR 1763 (MILLER BOULEVARD)**



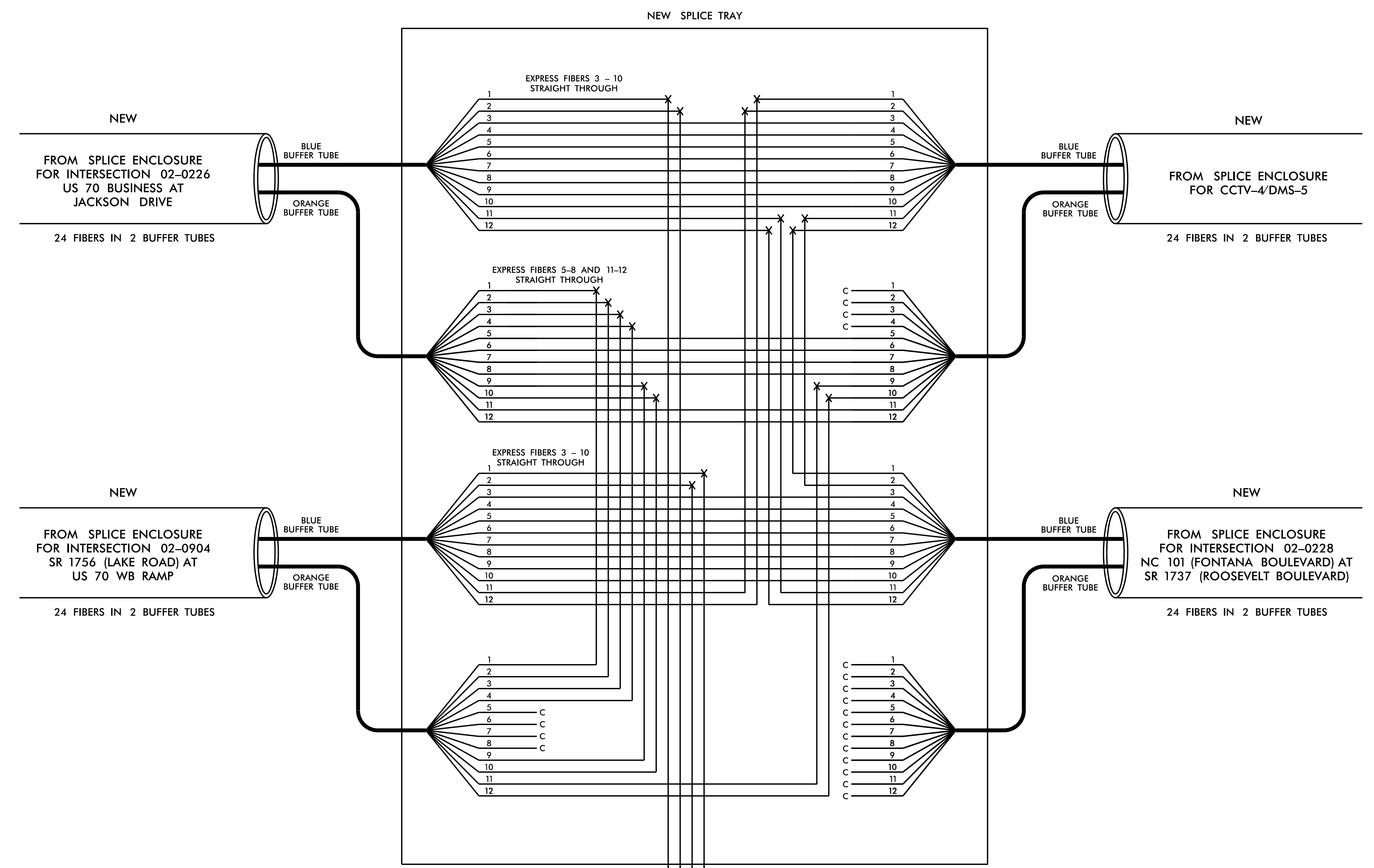
COLOR CODE TIA/EIA 598-C		LEGEND	
(1) BLUE	(7) RED	X = NEW FUSION SPLICE INDIVIDUAL FIBER	
(2) ORANGE	(8) BLACK	● = EXISTING FUSION SPLICE	
(3) GREEN	(9) YELLOW	C = CAP AND SEAL	
(4) BROWN	(10) VIOLET	EXPRESS = EXPRESS ENTIRE BUFFER TUBE THROUGH WITHOUT CUTTING	
(5) SLATE	(11) ROSE	BUFFER SPLICE = SPLICE ALL FIBERS IN BUFFER TUBE COLOR TO COLOR	
(6) WHITE	(12) AQUA		

**NOTES:**

1. UNUSED FIBERS LEFT COILED AND STORED IN SPLICE TRAY.
2. UNUSED BUFFER TUBES LEFT COILED AND STORED IN SPLICE ENCLOSURE.
3. ETHERNET SWITCH TERMINATION CONFIGURATIONS ARE GENERIC. CONTRACTOR IS RESPONSIBLE FOR DETERMINING / ENSURING PROPER TERMINATION.
4. INCLUDE ON THE COVER OF EACH SPLICE TRAY THE FOLLOWING: REFERENCE SECTION 1731 "FIBER OPTIC SPLICE ENCLOSURE"



- (1) SPLICE
- (2) DATE
- (3) COMPANY NAME
- (4) NAME OF INDIVIDUAL PERFORMING THE SPLICING

PRIOR TO INSTALLING THE COVER ON THE SPLICE TRAY, TAKE A DIGITAL PHOTOGRAPH SHOWING THE SPLICE TRAY AND INFORMATION SHOWN ABOVE (1-4) AND SUBMIT PHOTOGRAPH ALONG WITH OTDR TEST RESULTS.



**HNTB** HNTB NORTH CAROLINA, P.C.  
 343 E. Six Forks Road, Suite 200  
 Raleigh, North Carolina 27609  
 NC License No: C-1554  
 (919) 548-8997

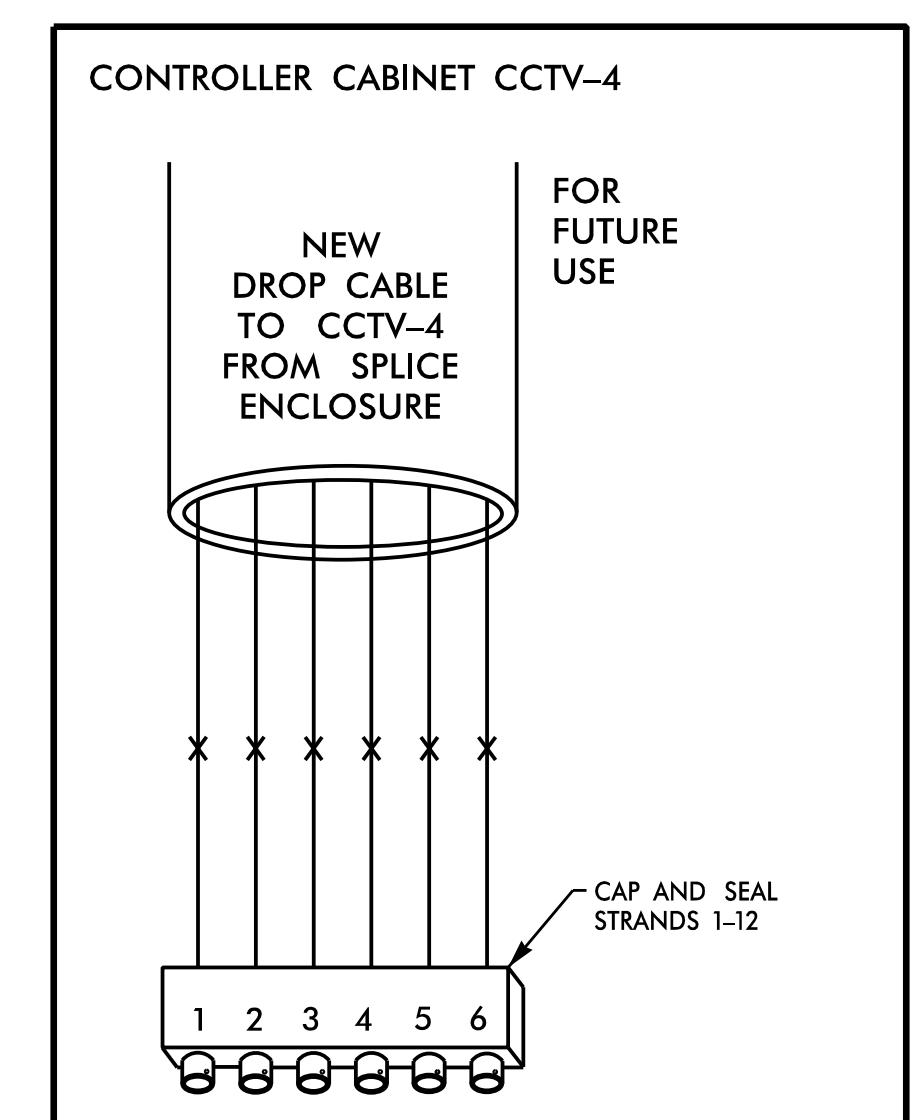
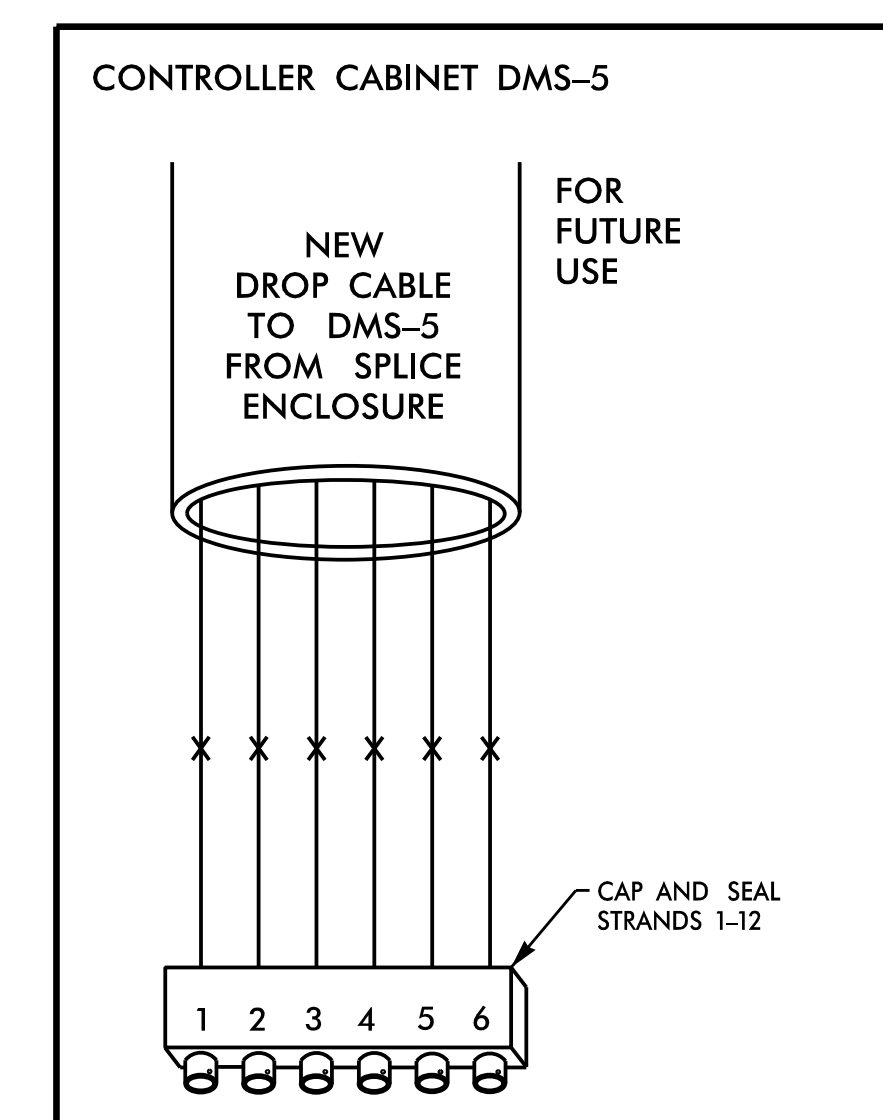
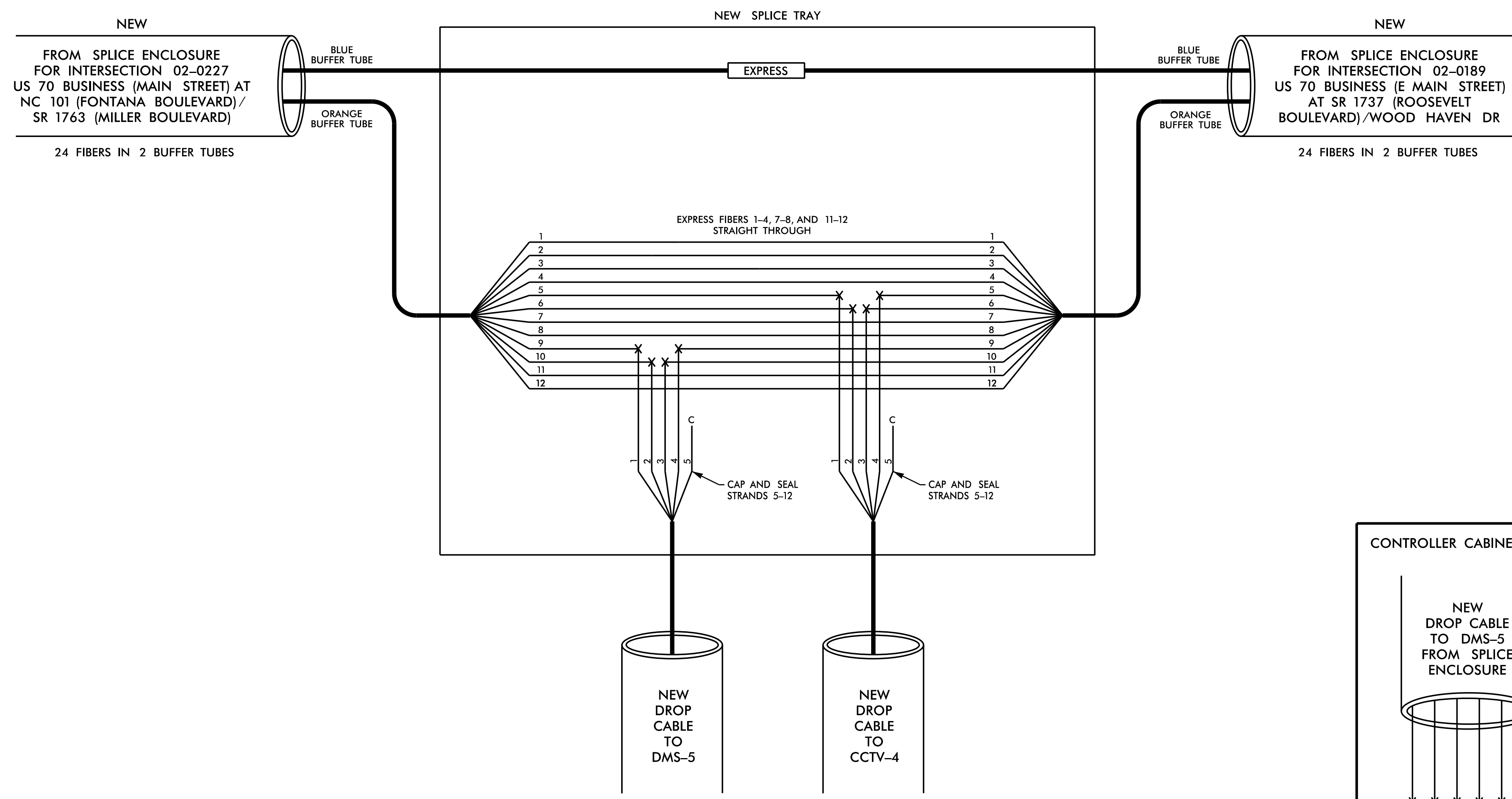
**DOCUMENT NOT CONSIDERED FINAL UNLESS ALL SIGNATURES COMPLETED**

Plans Prepared for: 		<b>US 70</b> <b>HAVELOCK BYPASS</b> <b>SPLICE DETAILS</b>		SEAL 
Division 02 Craven Co. Havelock		PLAN DATE: June 2018 REVIEWED BY: T.R. Terrell		
PREPARED BY: J.A. Wagner		REVIEWED BY: N.R. Simmons		DocuSigned by: Natasha R. Simmons 12/7/2018 SEAL SIGNATURE DATE
SCALE: NONE		REVISIONS:		

CADD File name: R1015\_SCP-68.dgn

**CCTV-4/DMS-5**  
**US 70 BUSINESS (MAIN STREET)**  
**450' EAST OF**  
**NC 101 (FONTANA BOULEVARD)/**  
**SR 1763 (MILLER BOULEVARD)**

COLOR CODE TIA/EIA 598-C			LEGEND	
(1) BLUE	(7) RED	X =	NEW FUSION SPLICE INDIVIDUAL FIBER	
(2) ORANGE	(8) BLACK	● =	EXISTING FUSION SPLICE	
(3) GREEN	(9) YELLOW	C =	CAP AND SEAL	
(4) BROWN	(10) VIOLET	EXPRESS	EXPRESS ENTIRE BUFFER TUBE THROUGH WITHOUT CUTTING	
(5) SLATE	(11) ROSE	BUFFER SPLICE	SPLICE ALL FIBERS IN BUFFER TUBE COLOR TO COLOR	
(6) WHITE	(12) AQUA			



**NOTES:**



1. UNUSED FIBERS LEFT COILED AND STORED IN SPLICE TRAY.
2. UNUSED BUFFER TUBES LEFT COILED AND STORED IN SPLICE TRAY.
3. INCLUDE ON THE COVER OF EACH SPLICE TRAY THE FOLLOWING:  
 REFERENCE SECTION 1731 "FIBER OPTIC SPLICE ENCLOSURE"

- (1) SPLICE
- (2) DATE
- (3) COMPANY NAME
- (4) NAME OF INDIVIDUAL PERFORMING THE SPLICING

PRIOR TO INSTALLING THE COVER ON THE SPLICE TRAY, TAKE A DIGITAL PHOTOGRAPH SHOWING THE SPLICE TRAY AND INFORMATION SHOWN ABOVE (1-4) AND SUBMIT PHOTOGRAPH ALONG WITH OTDR TEST RESULTS.

**DOCUMENT NOT CONSIDERED FINAL  
 UNLESS ALL SIGNATURES COMPLETED**

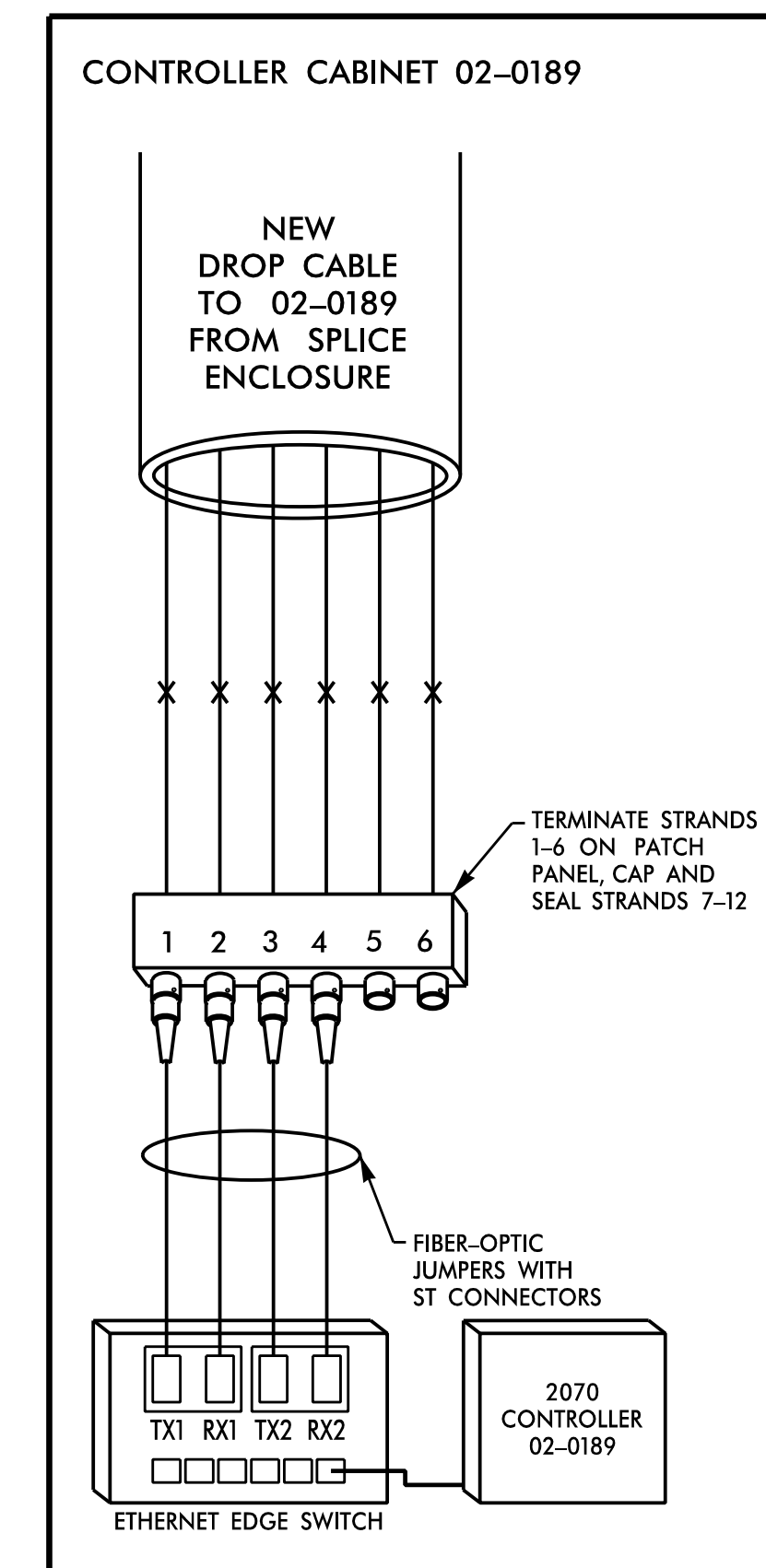
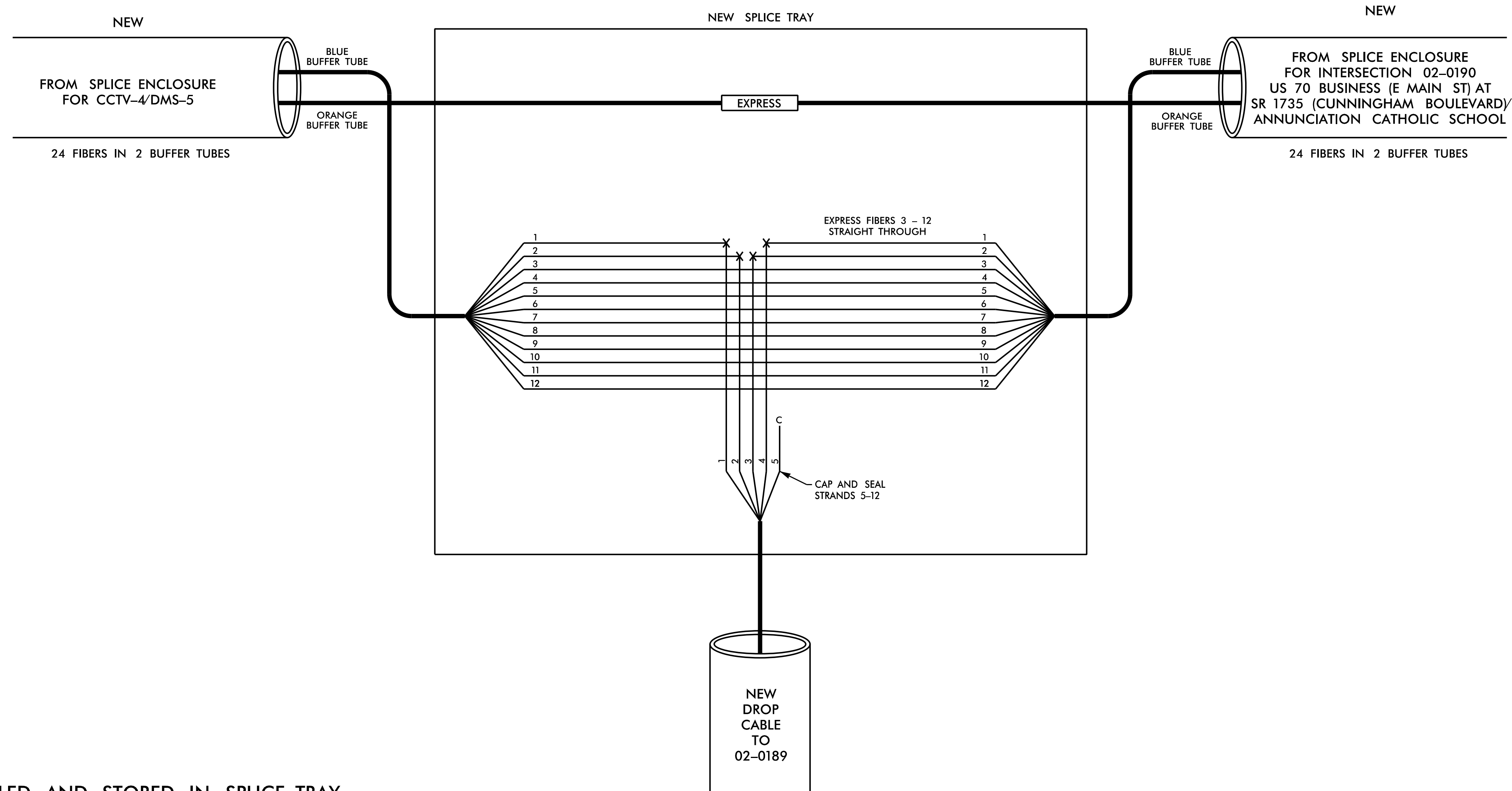
**HNTB** HNTB NORTH CAROLINA, P.C.  
 343 E. Six Forks Road, Suite 200  
 Raleigh, North Carolina 27609  
 NC License No: C-1554  
 (919) 548-8997

Plans Prepared for:  250 N. Greenfield Place, Garner, NC 27529	<b>US 70                  HAVELOCK BYPASS                  SPLICE DETAILS</b>		
	Division 02 Craven Co. Havelock PLAN DATE: June 2018 REVIEWED BY: T.R. Terrell PREPARED BY: J.A. Wagner REVIEWED BY: N.R. Simmons	SCALE: NONE REVISIONS: _____ INITI. DATE: _____ SIGNATURE: _____ DATE: _____ CADD File name: R1015_SCP-69.dgn	



02-0189  
 US 70 BUSINESS (E MAIN STREET)  
 AT SR 1737 (ROOSEVELT  
 BOULEVARD) WOOD HAVEN DRIVE

COLOR CODE TIA/EIA 598-C			LEGEND	
(1) BLUE	(7) RED	X = NEW FUSION SPLICE INDIVIDUAL FIBER		
(2) ORANGE	(8) BLACK	● = EXISTING FUSION SPLICE		
(3) GREEN	(9) YELLOW	C = CAP AND SEAL		
(4) BROWN	(10) VIOLET	EXPRESS = EXPRESS ENTIRE BUFFER TUBE THROUGH WITHOUT CUTTING		
(5) SLATE	(11) ROSE	BUFFER SPLICE = SPLICE ALL FIBERS IN BUFFER TUBE COLOR TO COLOR		
(6) WHITE	(12) AQUA			



NOTES:

1. UNUSED FIBERS LEFT COILED AND STORED IN SPLICE TRAY.
2. UNUSED BUFFER TUBES LEFT COILED AND STORED IN SPLICE TRAY.
3. ETHERNET SWITCH TERMINATION CONFIGURATIONS ARE GENERIC. CONTRACTOR IS RESPONSIBLE FOR DETERMINING / ENSURING PROPER TERMINATION.
4. INCLUDE ON THE COVER OF EACH SPLICE TRAY THE FOLLOWING: REFERENCE SECTION 1731 "FIBER OPTIC SPLICE ENCLOSURE"

- (1) SPLICE
- (2) DATE
- (3) COMPANY NAME
- (4) NAME OF INDIVIDUAL PERFORMING THE SPLICING

PRIOR TO INSTALLING THE COVER ON THE SPLICE TRAY, TAKE A DIGITAL PHOTOGRAPH SHOWING THE SPLICE TRAY AND INFORMATION SHOWN ABOVE (1-4) AND SUBMIT PHOTOGRAPH ALONG WITH OTDR TEST RESULTS.

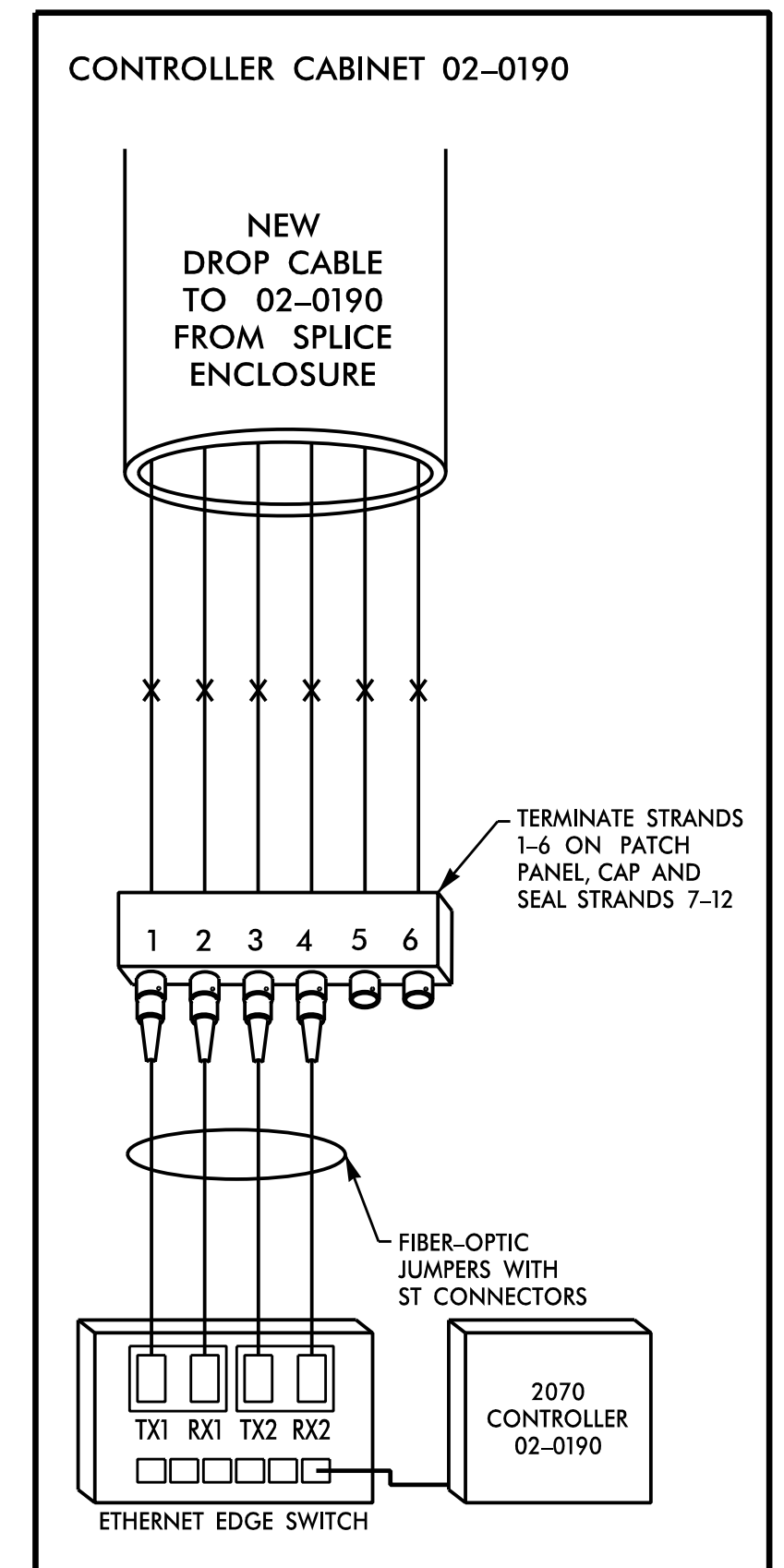
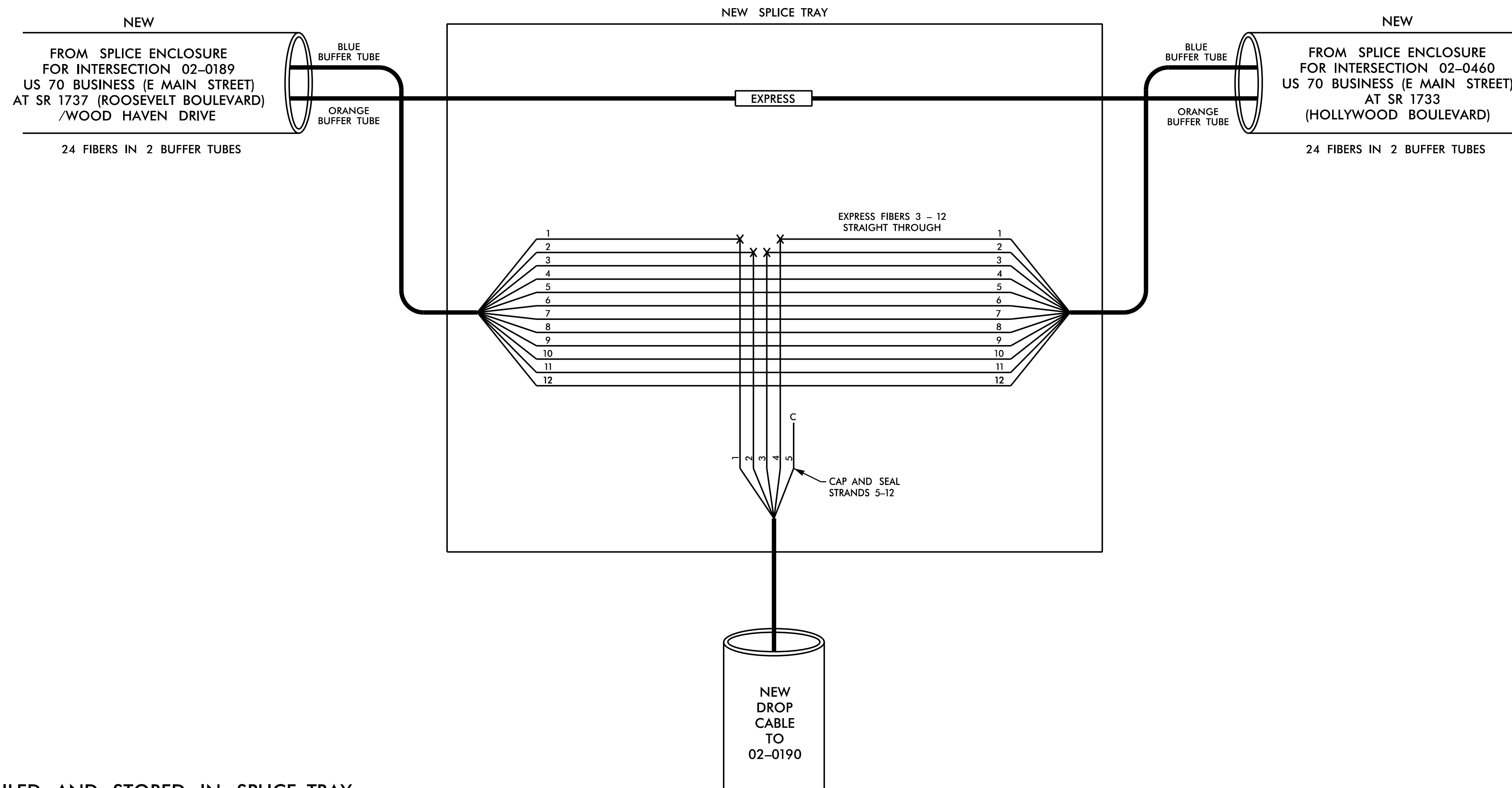
DOCUMENT NOT CONSIDERED FINAL UNLESS ALL SIGNATURES COMPLETED

**HNTB** HNTB NORTH CAROLINA, P.C.  
 343 E. Six Forks Road, Suite 200  
 Raleigh, North Carolina 27609  
 NC License No: C-1554  
 (919) 548-8997

Plans Prepared for:  250 N. Greenfield Place, Garner, NC 27529	<b>US 70                  HAVELOCK BYPASS                  SPLICE DETAILS</b>		SEAL  NATASHA R. SIMMONS
	Division 02 Craven Co. Havelock PLAN DATE: June 2018 REVIEWED BY: T.R. Terrell PREPARED BY: J.A. Wagner REVIEWED BY: N.R. Simmons	12/7/2018 DocuSigned by: Natasha R. Simmons FID480F3AD454 SIGNATURE DATE CADD File name: R1015_SCP-70.dgn	

02-0190  
 US 70 BUSINESS (E MAIN ST) AT  
 SR 1735 (CUNNINGHAM BOULEVARD)/  
 ANNUNCIATION CATHOLIC SCHOOL

COLOR CODE TIA/EIA 598-C			LEGEND	
(1) BLUE	(7) RED	X = NEW FUSION SPLICE INDIVIDUAL FIBER		
(2) ORANGE	(8) BLACK	● = EXISTING FUSION SPLICE		
(3) GREEN	(9) YELLOW	C = CAP AND SEAL		
(4) BROWN	(10) VIOLET	EXPRESS = EXPRESS ENTIRE BUFFER TUBE THROUGH WITHOUT CUTTING		
(5) SLATE	(11) ROSE	BUFFER SPLICE = SPLICE ALL FIBERS IN BUFFER TUBE COLOR TO COLOR		
(6) WHITE	(12) AQUA			



NOTES:

1. UNUSED FIBERS LEFT COILED AND STORED IN SPLICE TRAY.
2. UNUSED BUFFER TUBES LEFT COILED AND STORED IN SPLICE TRAY.
3. ETHERNET SWITCH TERMINATION CONFIGURATIONS ARE GENERIC. CONTRACTOR IS RESPONSIBLE FOR DETERMINING /ENSURING PROPER TERMINATION.
4. INCLUDE ON THE COVER OF EACH SPLICE TRAY THE FOLLOWING: REFERENCE SECTION 1731 "FIBER OPTIC SPLICE ENCLOSURE"

- (1) SPLICE
- (2) DATE
- (3) COMPANY NAME
- (4) NAME OF INDIVIDUAL PERFORMING THE SPLICING

PRIOR TO INSTALLING THE COVER ON THE SPLICE TRAY, TAKE A DIGITAL PHOTOGRAPH SHOWING THE SPLICE TRAY AND INFORMATION SHOWN ABOVE (1-4) AND SUBMIT PHOTOGRAPH ALONG WITH OTDR TEST RESULTS.

DOCUMENT NOT CONSIDERED FINAL UNLESS ALL SIGNATURES COMPLETED

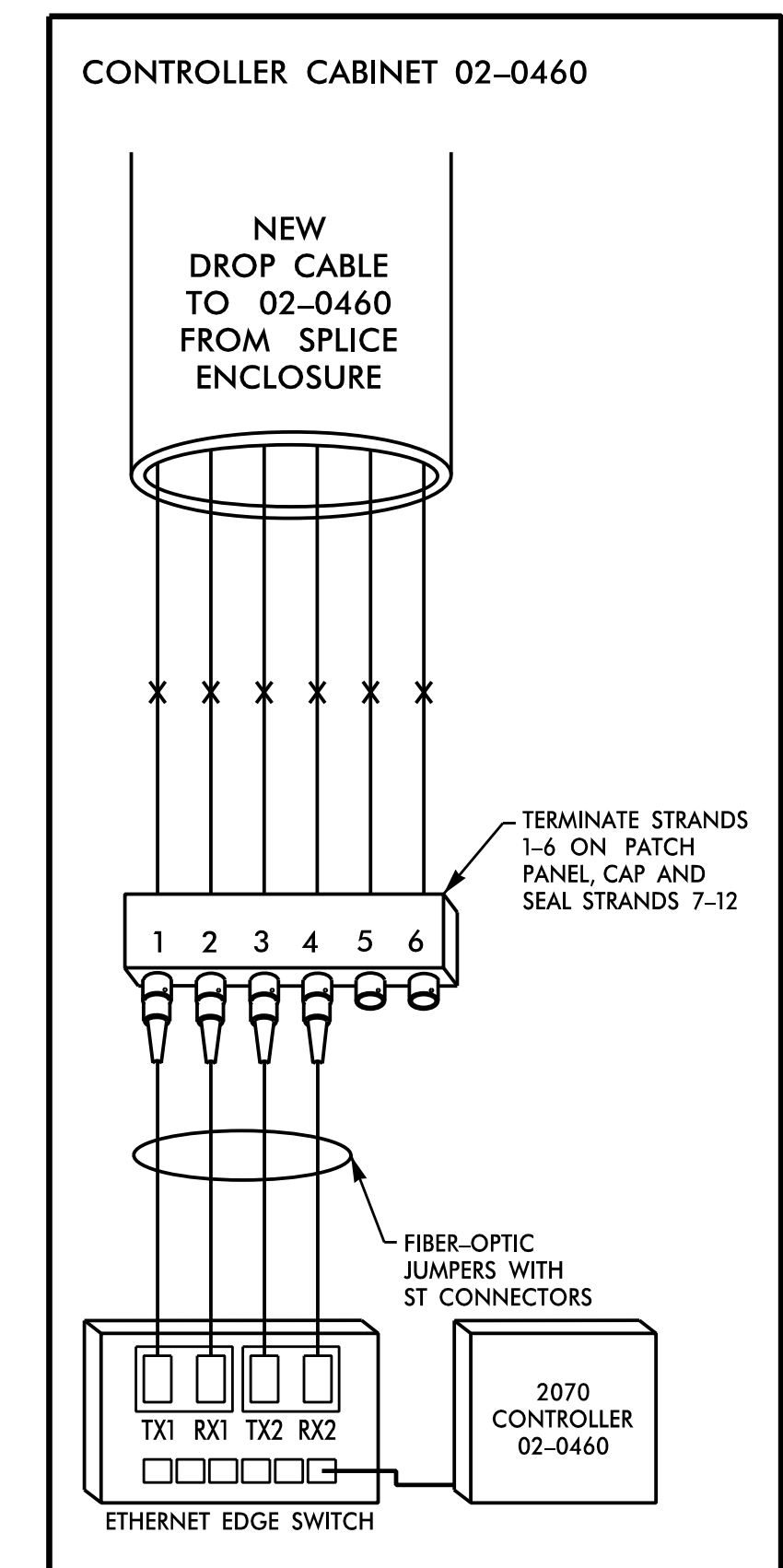
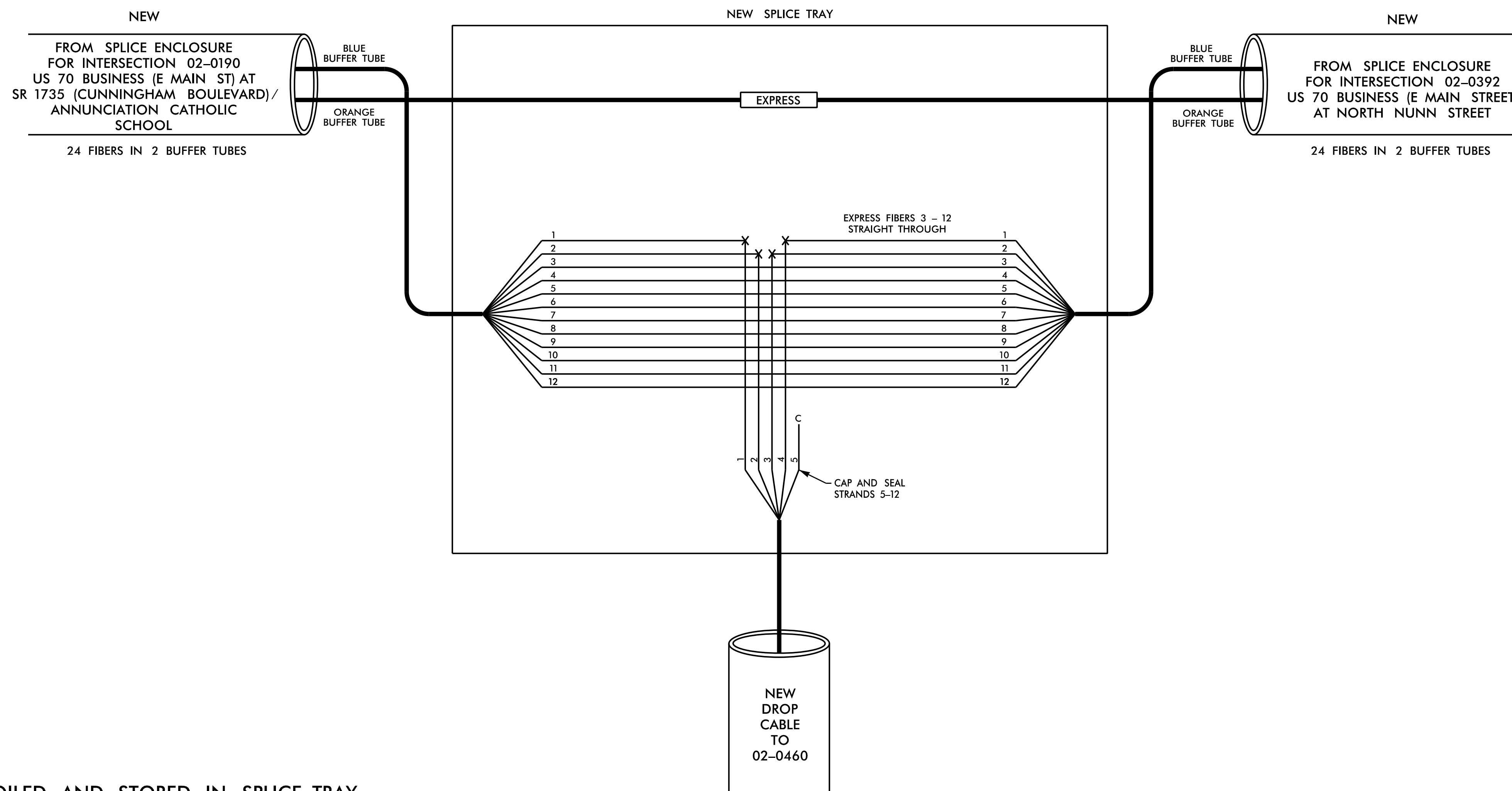
**HNTB** HNTB NORTH CAROLINA, P.C.  
 343 E. Six Forks Road, Suite 200  
 Raleigh, North Carolina 27609  
 NC License No: C-1554  
 (919) 548-8997

Plans Prepared for: 250 N. Greenfield Place, Garner, NC 27529	<b>US 70                  HAVELOCK BYPASS                  SPLICE DETAILS</b>		
	Division 02 Craven Co. Havelock PLAN DATE: June 2018 REVIEWED BY: T.R. Terrell PREPARED BY: J.A. Wagner REVIEWED BY: N.R. Simmons	2070 CONTROLLER 02-0190	
SCALE NONE	REVISIONS	INIT. DATE	DocuSigned by: Natasha R. Simmons 12/7/2018 FID480F3AD454 SIGNATURE DATE CADD File name: R1015_SCP-71.dgn



02-0460  
 US 70 BUSINESS (E MAIN STREET)  
 AT  
 SR 1733 (HOLLYWOOD BOULEVARD)

COLOR CODE TIA/EIA 598-C		LEGEND	
(1) BLUE	(7) RED	X = NEW FUSION SPLICE INDIVIDUAL FIBER	
(2) ORANGE	(8) BLACK	● = EXISTING FUSION SPLICE	
(3) GREEN	(9) YELLOW	C = CAP AND SEAL	
(4) BROWN	(10) VIOLET	EXPRESS = EXPRESS ENTIRE BUFFER TUBE THROUGH WITHOUT CUTTING	
(5) SLATE	(11) ROSE	BUFFER SPLICE = SPLICE ALL FIBERS IN BUFFER TUBE COLOR TO COLOR	
(6) WHITE	(12) AQUA		



NOTES:

1. UNUSED FIBERS LEFT COILED AND STORED IN SPLICE TRAY.
2. UNUSED BUFFER TUBES LEFT COILED AND STORED IN SPLICE TRAY.
3. ETHERNET SWITCH TERMINATION CONFIGURATIONS ARE GENERIC. CONTRACTOR IS RESPONSIBLE FOR DETERMINING / ENSURING PROPER TERMINATION.
4. INCLUDE ON THE COVER OF EACH SPLICE TRAY THE FOLLOWING: REFERENCE SECTION 1731 "FIBER OPTIC SPLICE ENCLOSURE"

- (1) SPLICE
- (2) DATE
- (3) COMPANY NAME
- (4) NAME OF INDIVIDUAL PERFORMING THE SPLICING

PRIOR TO INSTALLING THE COVER ON THE SPLICE TRAY, TAKE A DIGITAL PHOTOGRAPH SHOWING THE SPLICE TRAY AND INFORMATION SHOWN ABOVE (1-4) AND SUBMIT PHOTOGRAPH ALONG WITH OTDR TEST RESULTS.

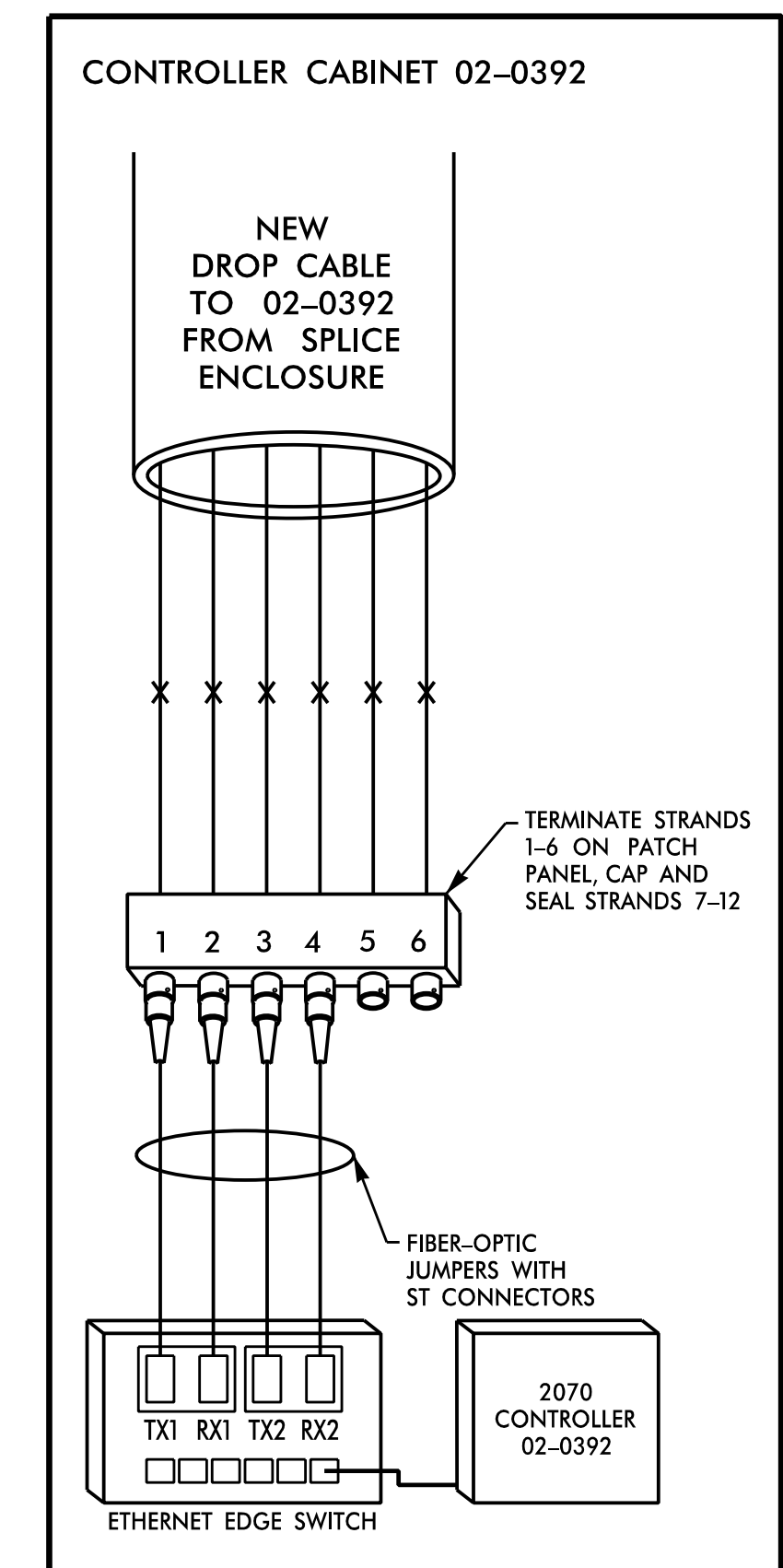
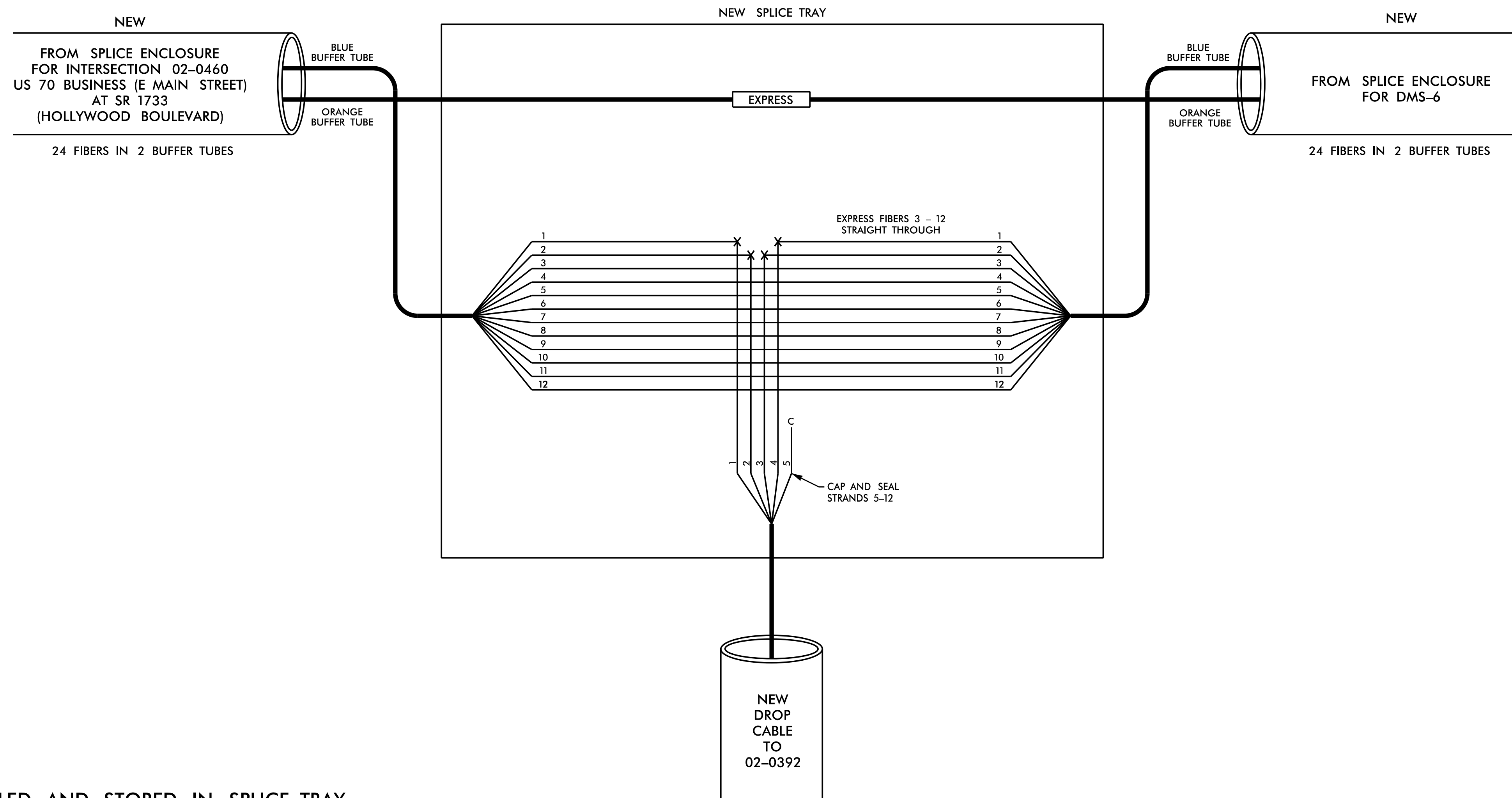
DOCUMENT NOT CONSIDERED FINAL  
 UNLESS ALL SIGNATURES COMPLETED

**HNTB** HNTB NORTH CAROLINA, P.C.  
 343 E. Six Forks Road, Suite 200  
 Raleigh, North Carolina 27609  
 NC License No: C-1554  
 (919) 548-8997

Plans Prepared for: 250 N. Greenfield Place, Garner, NC 27529	<b>US 70                  HAVELOCK BYPASS                  SPLICE DETAILS</b>		
	Division 02 Craven Co. Havelock	PLAN DATE: June 2018 REVIEWED BY: T.R. Terrell	
SCALE NONE	REVISIONS	INIT. DATE	DocuSigned by: Natasha R. Simmons 12/7/2018 FID480F3AD454 SIGNATURE DATE CADD File name: R1015_SCP-72.dgn

02-0392  
 US 70 BUSINESS (E MAIN STREET)  
 AT  
 NORTH NUNN STREET

COLOR CODE TIA/EIA 598-C			LEGEND	
(1) BLUE	(7) RED	X = NEW FUSION SPLICE INDIVIDUAL FIBER		
(2) ORANGE	(8) BLACK	● = EXISTING FUSION SPLICE		
(3) GREEN	(9) YELLOW	C = CAP AND SEAL		
(4) BROWN	(10) VIOLET	EXPRESS = EXPRESS ENTIRE BUFFER TUBE THROUGH WITHOUT CUTTING		
(5) SLATE	(11) ROSE	BUFFER SPLICE = SPLICE ALL FIBERS IN BUFFER TUBE COLOR TO COLOR		
(6) WHITE	(12) AQUA			



NOTES:

1. UNUSED FIBERS LEFT COILED AND STORED IN SPLICE TRAY.
2. UNUSED BUFFER TUBES LEFT COILED AND STORED IN SPLICE TRAY.
3. ETHERNET SWITCH TERMINATION CONFIGURATIONS ARE GENERIC. CONTRACTOR IS RESPONSIBLE FOR DETERMINING / ENSURING PROPER TERMINATION.
4. INCLUDE ON THE COVER OF EACH SPLICE TRAY THE FOLLOWING: REFERENCE SECTION 1731 "FIBER OPTIC SPLICE ENCLOSURE"

- (1) SPLICE
- (2) DATE
- (3) COMPANY NAME
- (4) NAME OF INDIVIDUAL PERFORMING THE SPLICING

PRIOR TO INSTALLING THE COVER ON THE SPLICE TRAY, TAKE A DIGITAL PHOTOGRAPH SHOWING THE SPLICE TRAY AND INFORMATION SHOWN ABOVE (1-4) AND SUBMIT PHOTOGRAPH ALONG WITH OTDR TEST RESULTS.

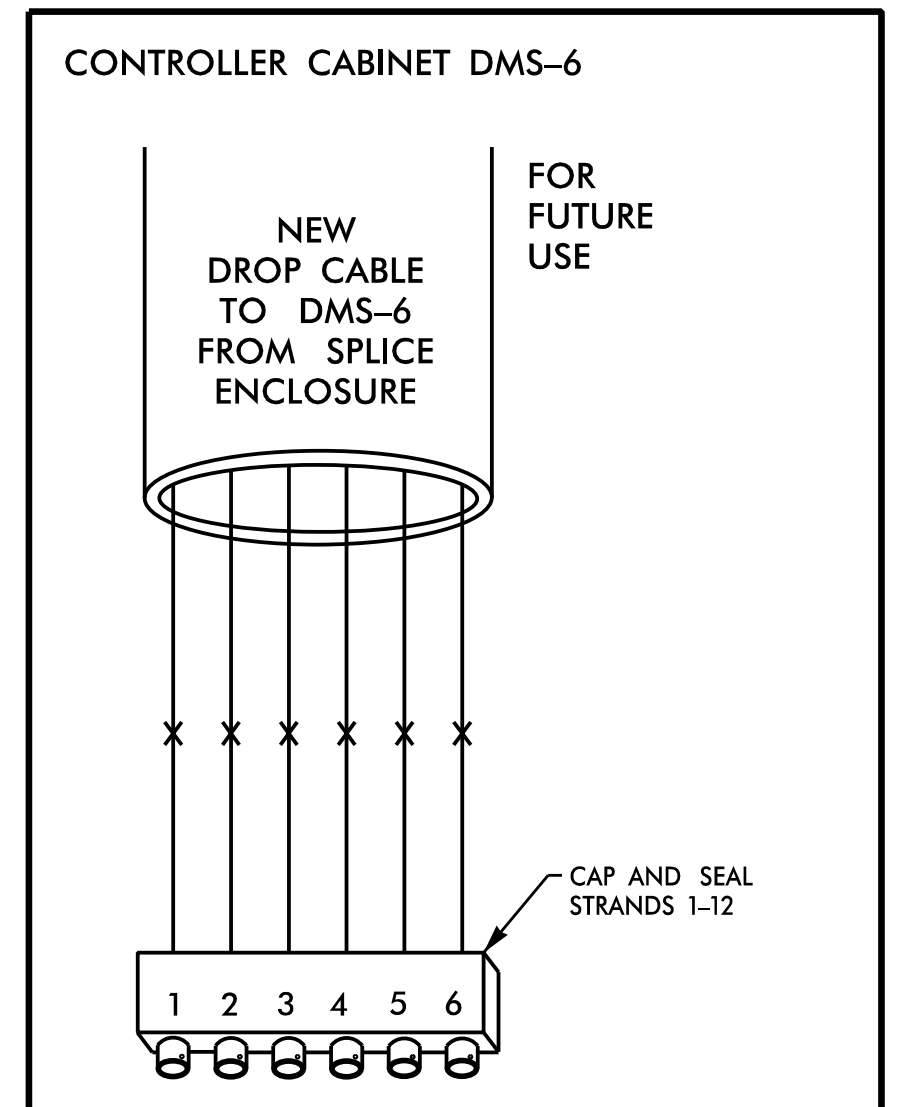
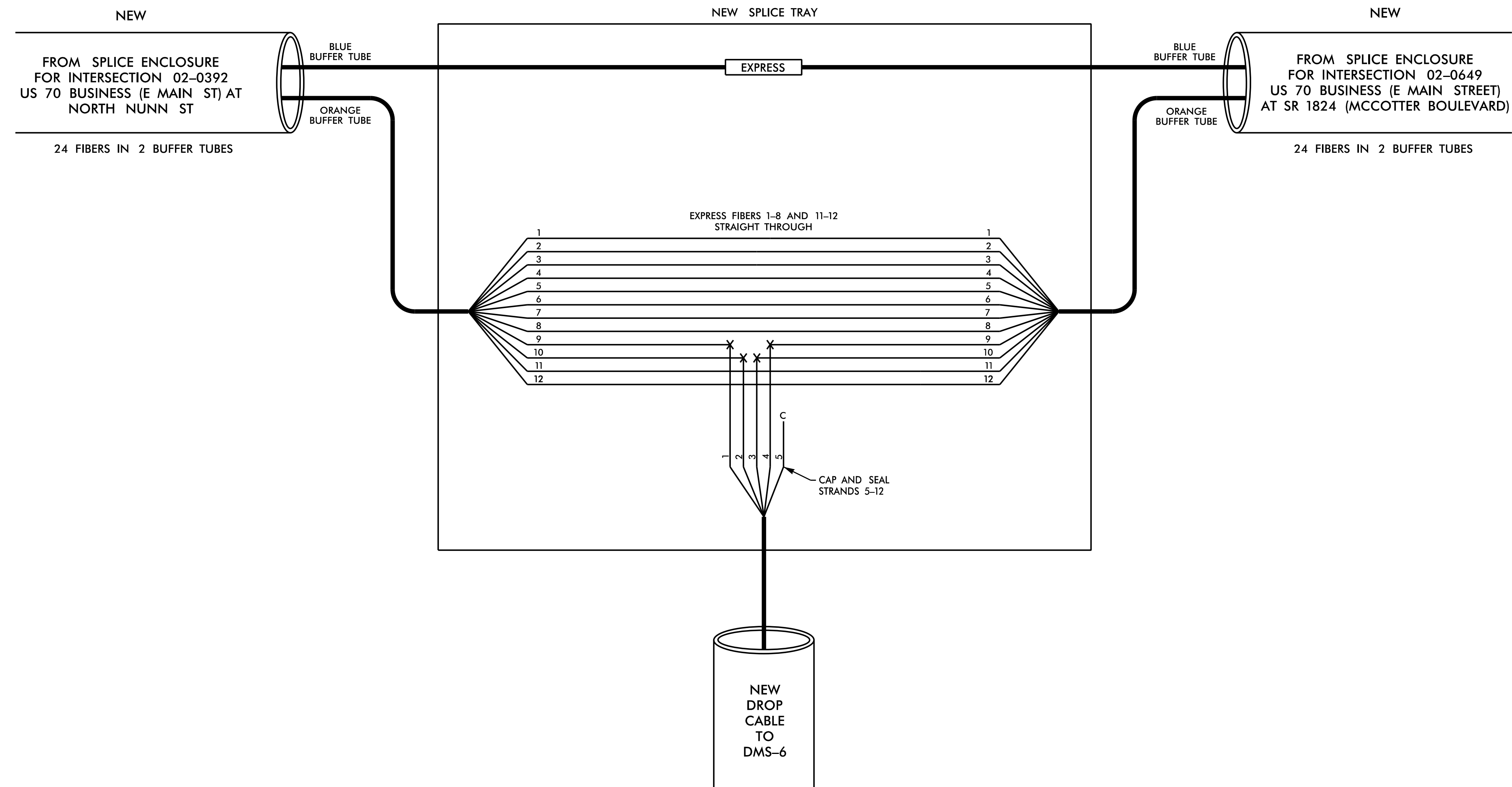
**HNTB** HNTB NORTH CAROLINA, P.C.  
 343 E. Six Forks Road, Suite 200  
 Raleigh, North Carolina 27609  
 NC License No: C-1554  
 (919) 548-8997

Plans Prepared for:		<b>US 70 HAVELOCK BYPASS SPLICE DETAILS</b>		
		Division 02 Craven Co. Havelock PLAN DATE: June 2018 REVIEWED BY: T.R. Terrell PREPARED BY: J.A. Wagner REVIEWED BY: N.R. Simmons		
SCALE	NONE	REVISIONS	INIT.	DATE
		Documented by: <i>Natasha R. Simmons</i> 12/7/2018 Signature: _____ DATE: _____ CADD File name: R1015_SCP-73.dgn		

DOCUMENT NOT CONSIDERED FINAL UNLESS ALL SIGNATURES COMPLETED

**DMS-6**  
**US 70 BUSINESS (E MAIN STREET)**  
**0.3 MILE EAST OF**  
**NORTH NUNN ST**

COLOR CODE TIA/EIA 598-C			LEGEND	
(1) BLUE	(7) RED	X = NEW FUSION SPLICE INDIVIDUAL FIBER		
(2) ORANGE	(8) BLACK	● = EXISTING FUSION SPLICE		
(3) GREEN	(9) YELLOW	C = CAP AND SEAL		
(4) BROWN	(10) VIOLET	EXPRESS = EXPRESS ENTIRE BUFFER TUBE THROUGH WITHOUT CUTTING		
(5) SLATE	(11) ROSE	BUFFER SPLICE = SPLICE ALL FIBERS IN BUFFER TUBE COLOR TO COLOR		
(6) WHITE	(12) AQUA			



**NOTES:**

1. UNUSED FIBERS LEFT COILED AND STORED IN SPLICE TRAY.
2. UNUSED BUFFER TUBES LEFT COILED AND STORED IN SPLICE TRAY.
3. INCLUDE ON THE COVER OF EACH SPLICE TRAY THE FOLLOWING: REFERENCE SECTION 1731 "FIBER OPTIC SPLICE ENCLOSURE"

- (1) SPLICE
- (2) DATE
- (3) COMPANY NAME
- (4) NAME OF INDIVIDUAL PERFORMING THE SPLICING

PRIOR TO INSTALLING THE COVER ON THE SPLICE TRAY, TAKE A DIGITAL PHOTOGRAPH SHOWING THE SPLICE TRAY AND INFORMATION SHOWN ABOVE (1-4) AND SUBMIT PHOTOGRAPH ALONG WITH OTDR TEST RESULTS.

**DOCUMENT NOT CONSIDERED FINAL  
UNLESS ALL SIGNATURES COMPLETED**

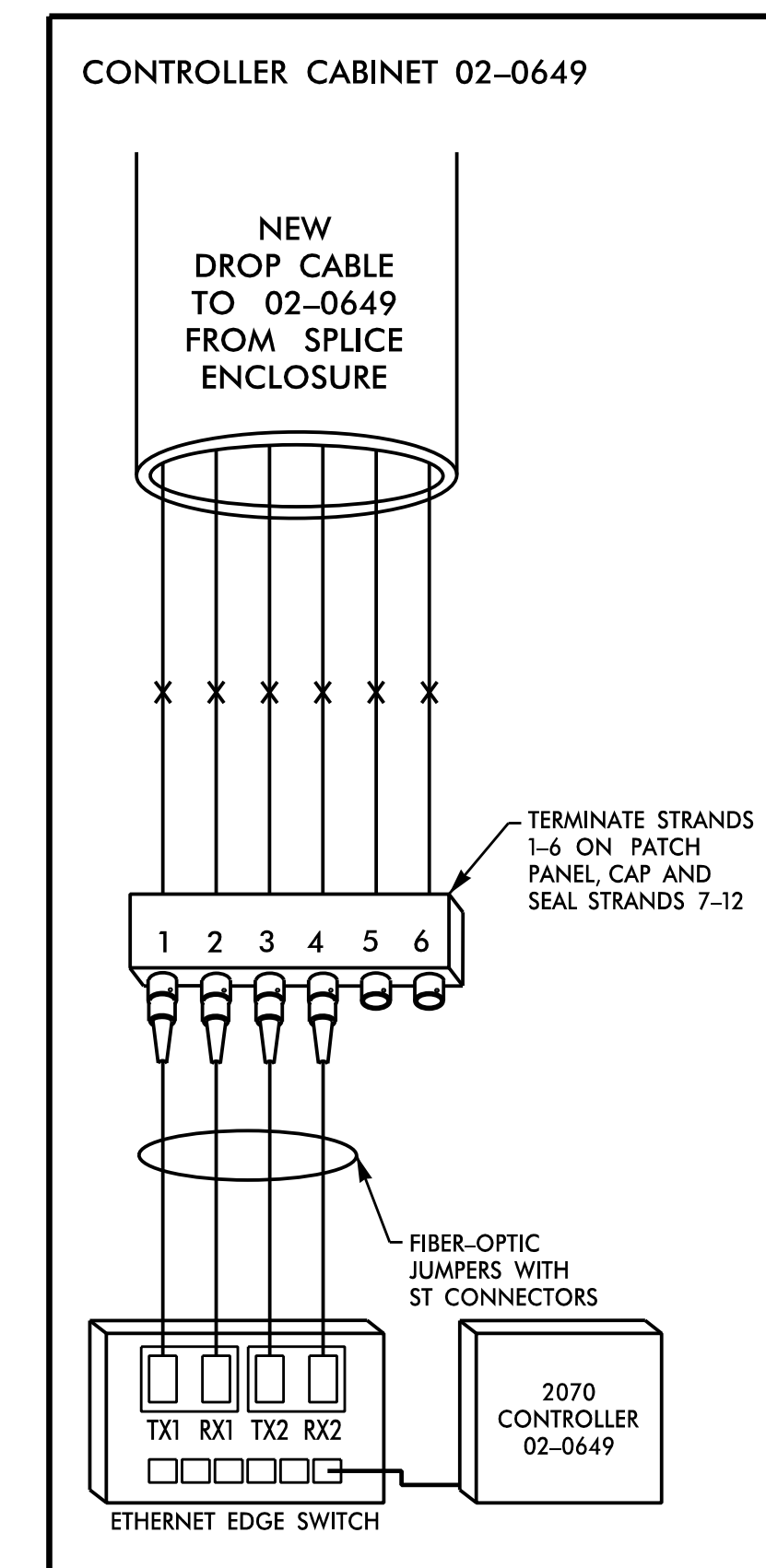
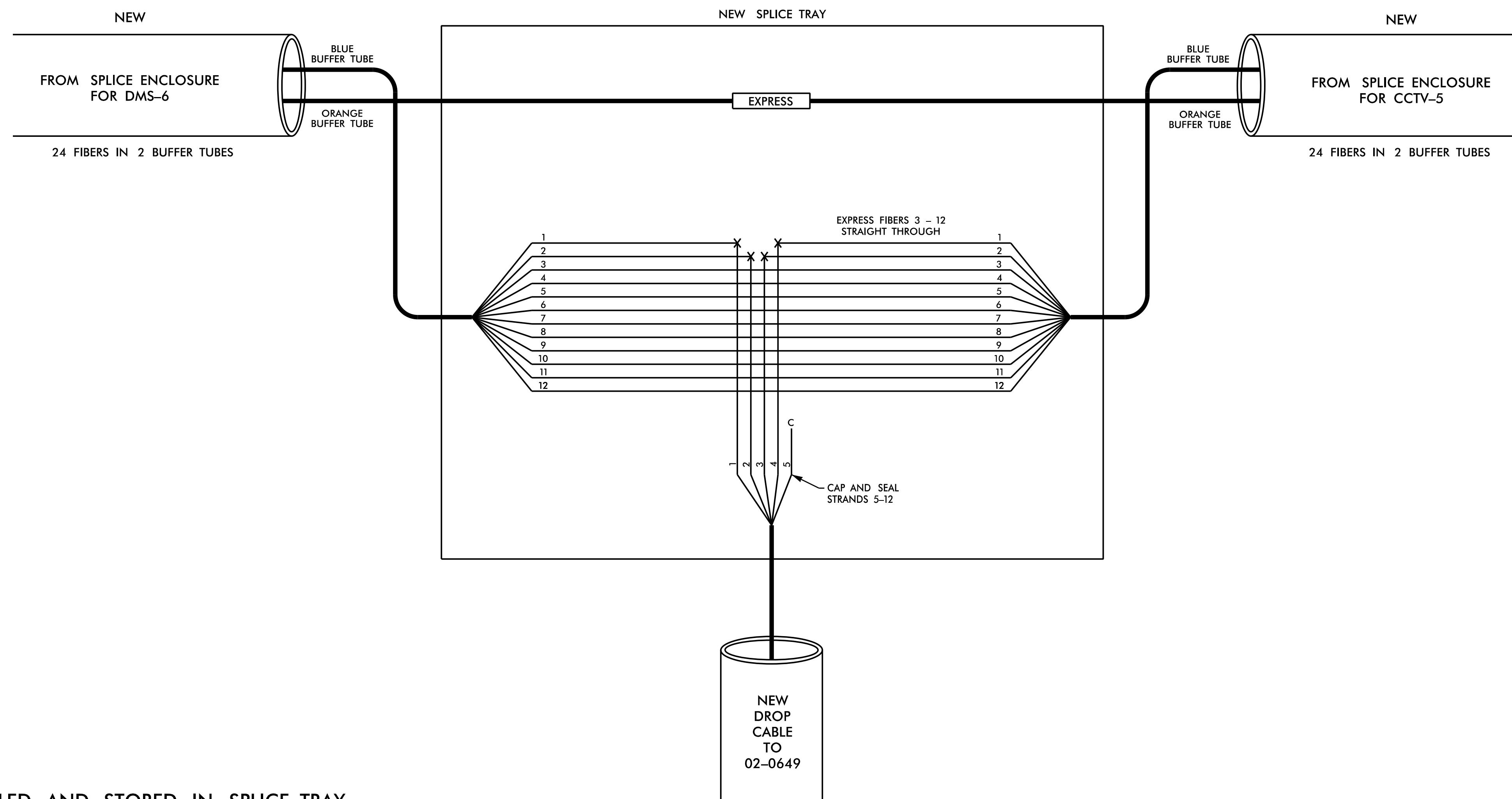
**HNTB** HNTB NORTH CAROLINA, P.C.  
 343 E. Six Forks Road, Suite 200  
 Raleigh, North Carolina 27609  
 NC License No: C-1554  
 (919) 548-8997

Plans Prepared for:  250 N. Greenfield Place, Garner, NC 27529	<b>US 70 HAVELOCK BYPASS SPLICE DETAILS</b>		SEAL  SEAL 031464 NATASHA R. SIMMONS
	Division 02 Craven Co. Havelock PLAN DATE: June 2018 REVIEWED BY: T.R. Terrell PREPARED BY: J.A. Wagner REVIEWED BY: N.R. Simmons	Documented by: Natasha R. Simmons 12/7/2018 SIGNATURE DATE CADD File name: R1015_SCP-74.dgn	



02-0649  
 US 70 BUSINESS (E MAIN STREET)  
 AT SR 1824 (MCCOTTER BOULEVARD)

COLOR CODE TIA/EIA 598-C			LEGEND	
(1) BLUE	(7) RED	X = NEW FUSION SPLICE INDIVIDUAL FIBER		
(2) ORANGE	(8) BLACK	● = EXISTING FUSION SPLICE		
(3) GREEN	(9) YELLOW	C = CAP AND SEAL		
(4) BROWN	(10) VIOLET	EXPRESS = EXPRESS ENTIRE BUFFER TUBE THROUGH WITHOUT CUTTING		
(5) SLATE	(11) ROSE	BUFFER SPLICE = SPLICE ALL FIBERS IN BUFFER TUBE COLOR TO COLOR		
(6) WHITE	(12) AQUA			



NOTES:

1. UNUSED FIBERS LEFT COILED AND STORED IN SPLICE TRAY.
2. UNUSED BUFFER TUBES LEFT COILED AND STORED IN SPLICE TRAY.
3. ETHERNET SWITCH TERMINATION CONFIGURATIONS ARE GENERIC. CONTRACTOR IS RESPONSIBLE FOR DETERMINING / ENSURING PROPER TERMINATION.
4. INCLUDE ON THE COVER OF EACH SPLICE TRAY THE FOLLOWING: REFERENCE SECTION 1731 "FIBER OPTIC SPLICE ENCLOSURE"

- (1) SPLICE
- (2) DATE
- (3) COMPANY NAME
- (4) NAME OF INDIVIDUAL PERFORMING THE SPLICING

PRIOR TO INSTALLING THE COVER ON THE SPLICE TRAY, TAKE A DIGITAL PHOTOGRAPH SHOWING THE SPLICE TRAY AND INFORMATION SHOWN ABOVE (1-4) AND SUBMIT PHOTOGRAPH ALONG WITH OTDR TEST RESULTS.

DOCUMENT NOT CONSIDERED FINAL UNLESS ALL SIGNATURES COMPLETED

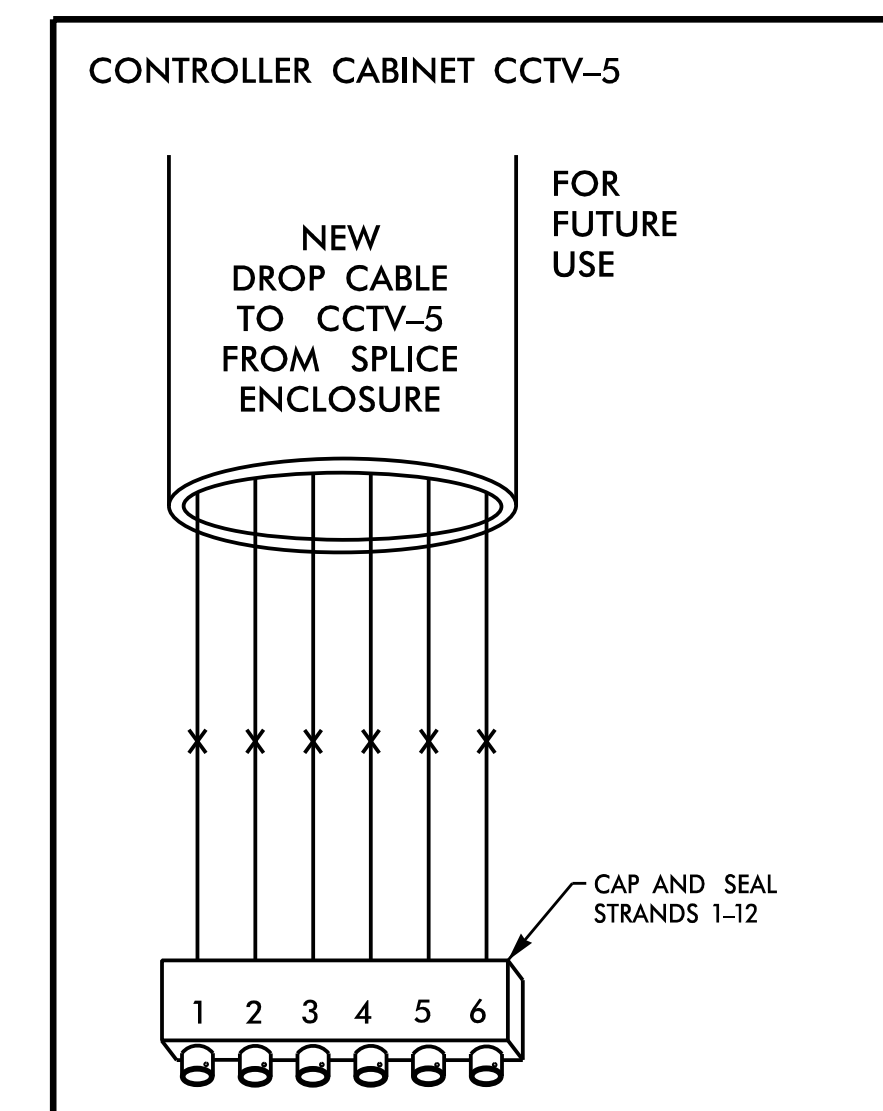
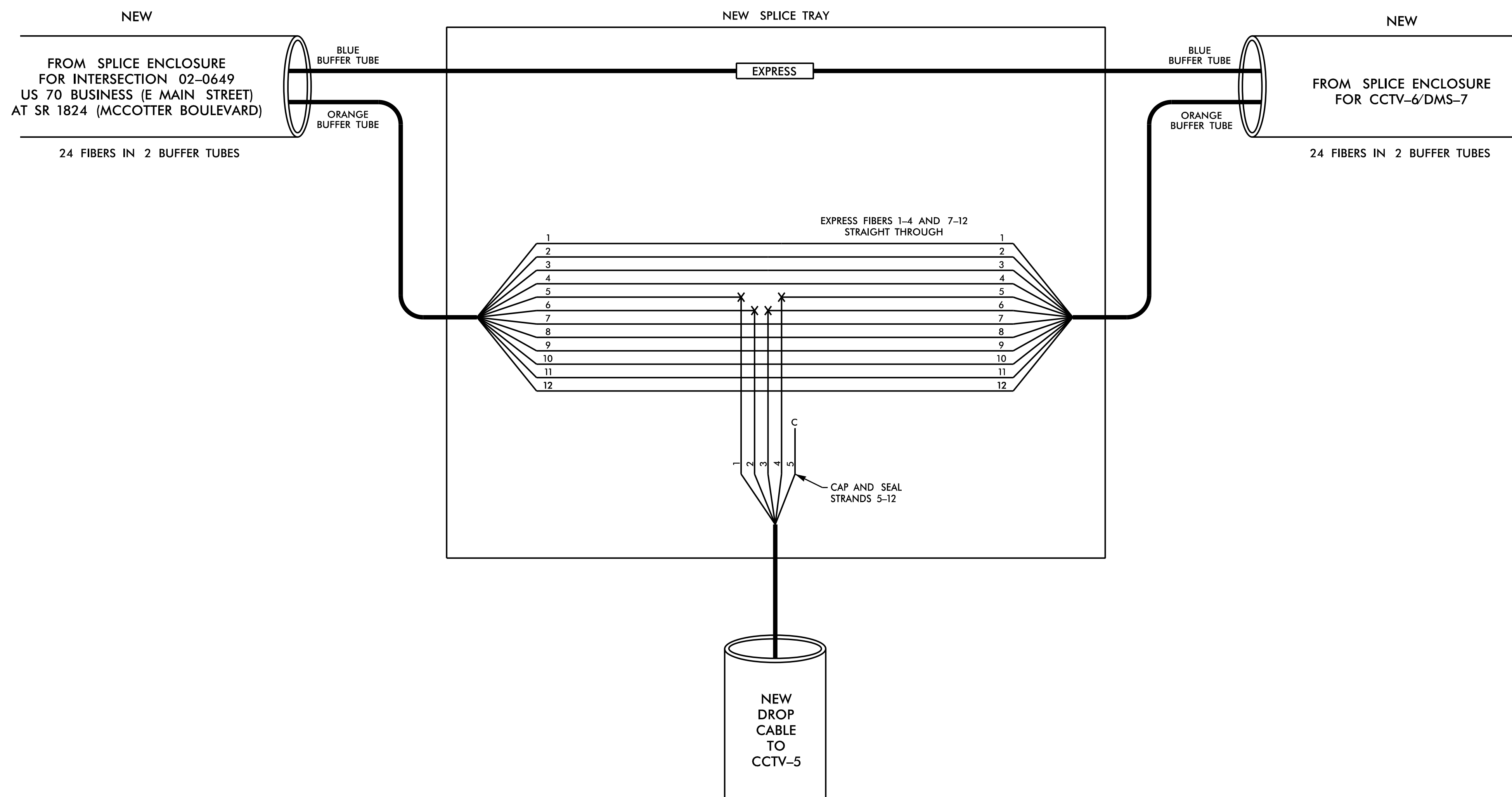
**HNTB** HNTB NORTH CAROLINA, P.C.  
 343 E. Six Forks Road, Suite 200  
 Raleigh, North Carolina 27609  
 NC License No: C-1554  
 (919) 548-8997

Plans Prepared for: 250 N. Greenfield Place, Garner, NC 27529	<b>US 70                  HAVELOCK BYPASS                  SPLICE DETAILS</b>		SEAL SEAL 031464 NATASHA R. SIMMONS
	Division 02 Craven Co. Havelock PLAN DATE: June 2018 REVIEWED BY: T.R. Terrell PREPARED BY: J.A. Wagner REVIEWED BY: N.R. Simmons	2070 CONTROLLER 02-0649 ETHERNET EDGE SWITCH	
SCALE NONE	REVISIONS _____	INIT. DATE _____	DocuSigned by: Natasha R. Simmons 12/7/2018 FID480F3AD454 SIGNATURE DATE CADD File name: R1015_SCP-75.dgn



**CCTV-5**  
**US 70 BUSINESS**  
**EASTBOUND RAMP**  
**1130' FROM US 70 BUSINESS**

COLOR CODE TIA/EIA 598-C		LEGEND	
(1) BLUE	(7) RED	X = NEW FUSION SPLICE INDIVIDUAL FIBER	
(2) ORANGE	(8) BLACK	● = EXISTING FUSION SPLICE	
(3) GREEN	(9) YELLOW	C = CAP AND SEAL	
(4) BROWN	(10) VIOLET	EXPRESS = EXPRESS ENTIRE BUFFER TUBE THROUGH WITHOUT CUTTING	
(5) SLATE	(11) ROSE	BUFFER SPLICE = SPLICE ALL FIBERS IN BUFFER TUBE COLOR TO COLOR	
(6) WHITE	(12) AQUA		



**NOTES:**

1. UNUSED FIBERS LEFT COILED AND STORED IN SPLICE TRAY.
2. UNUSED BUFFER TUBES LEFT COILED AND STORED IN SPLICE TRAY.
3. INCLUDE ON THE COVER OF EACH SPLICE TRAY THE FOLLOWING: REFERENCE SECTION 1731 "FIBER OPTIC SPLICE ENCLOSURE"

- (1) SPLICE
- (2) DATE
- (3) COMPANY NAME
- (4) NAME OF INDIVIDUAL PERFORMING THE SPLICING

PRIOR TO INSTALLING THE COVER ON THE SPLICE TRAY, TAKE A DIGITAL PHOTOGRAPH SHOWING THE SPLICE TRAY AND INFORMATION SHOWN ABOVE (1-4) AND SUBMIT PHOTOGRAPH ALONG WITH OTDR TEST RESULTS.

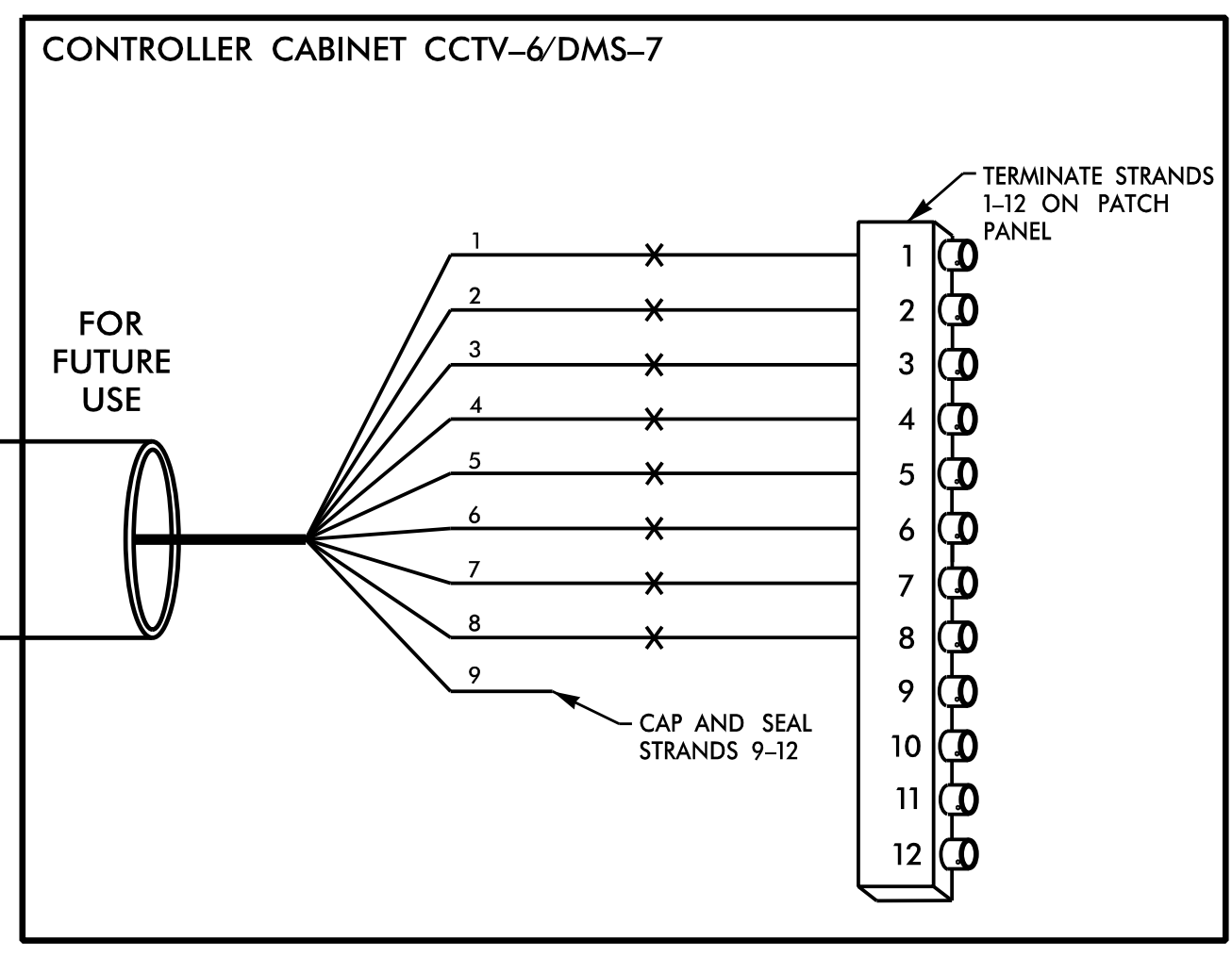
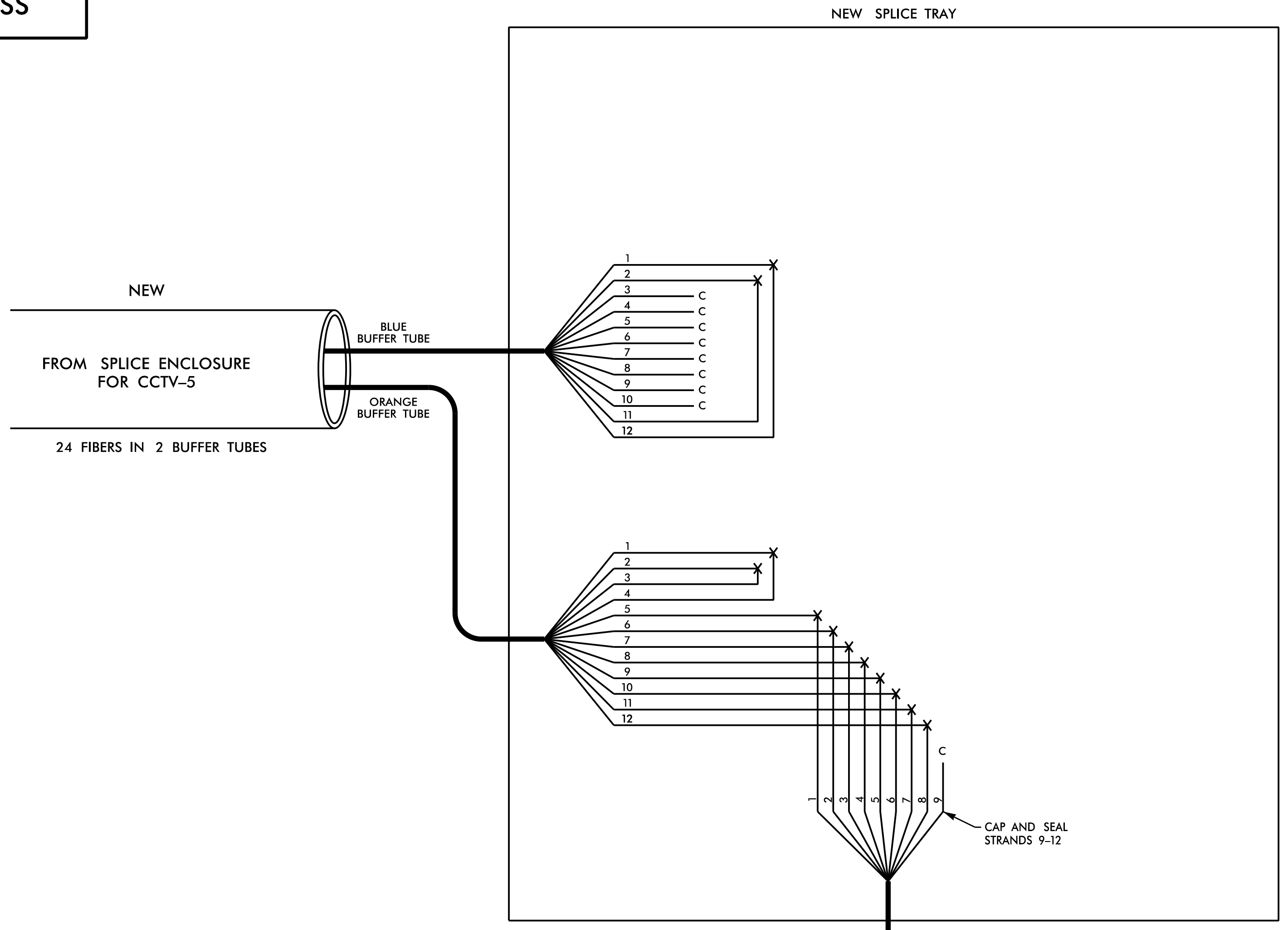
**DOCUMENT NOT CONSIDERED FINAL  
 UNLESS ALL SIGNATURES COMPLETED**

**HNTB** HNTB NORTH CAROLINA, P.C.  
 343 E. Six Forks Road, Suite 200  
 Raleigh, North Carolina 27609  
 NC License No: C-1554  
 (919) 548-8997

Plans Prepared for: 250 N. Greenfield Place, Garner, NC 27529	<b>US 70                  HAVELOCK BYPASS                  SPLICE DETAILS</b>		SEAL SEAL NATASHA R. SIMMONS
	Division 02 Craven Co. Havelock	PLAN DATE: June 2018	
SCALE NONE	PREPARED BY: J.A. Wagner	REVIEWED BY: N.R. Simmons	Documented by: Natasha R. Simmons 12/7/2018 SEAL NATASHA R. SIMMONS DATE

CCTV-6/DMS-7  
US 70 1 1/2 MILE  
EAST OF US 70 BYPASS

COLOR CODE TIA/EIA 598-C		LEGEND	
(1) BLUE	(7) RED	X = NEW FUSION SPLICE INDIVIDUAL FIBER	
(2) ORANGE	(8) BLACK	● = EXISTING FUSION SPLICE	
(3) GREEN	(9) YELLOW	C = CAP AND SEAL	
(4) BROWN	(10) VIOLET	EXPRESS = EXPRESS ENTIRE BUFFER TUBE THROUGH WITHOUT CUTTING	
(5) SLATE	(11) ROSE	BUFFER SPLICE = SPLICE ALL FIBERS IN BUFFER TUBE COLOR TO COLOR	
(6) WHITE	(12) AQUA		



NOTES:



1. UNUSED FIBERS LEFT COILED AND STORED IN SPLICE TRAY.
2. UNUSED BUFFER TUBES LEFT COILED AND STORED IN SPLICE TRAY.
3. INCLUDE ON THE COVER OF EACH SPLICE TRAY THE FOLLOWING: REFERENCE SECTION 1731 "FIBER OPTIC SPLICE ENCLOSURE"

- (1) SPLICE
- (2) DATE
- (3) COMPANY NAME
- (4) NAME OF INDIVIDUAL PERFORMING THE SPLICING

PRIOR TO INSTALLING THE COVER ON THE SPLICE TRAY, TAKE A DIGITAL PHOTOGRAPH SHOWING THE SPLICE TRAY AND INFORMATION SHOWN ABOVE (1-4) AND SUBMIT PHOTOGRAPH ALONG WITH OTDR TEST RESULTS.

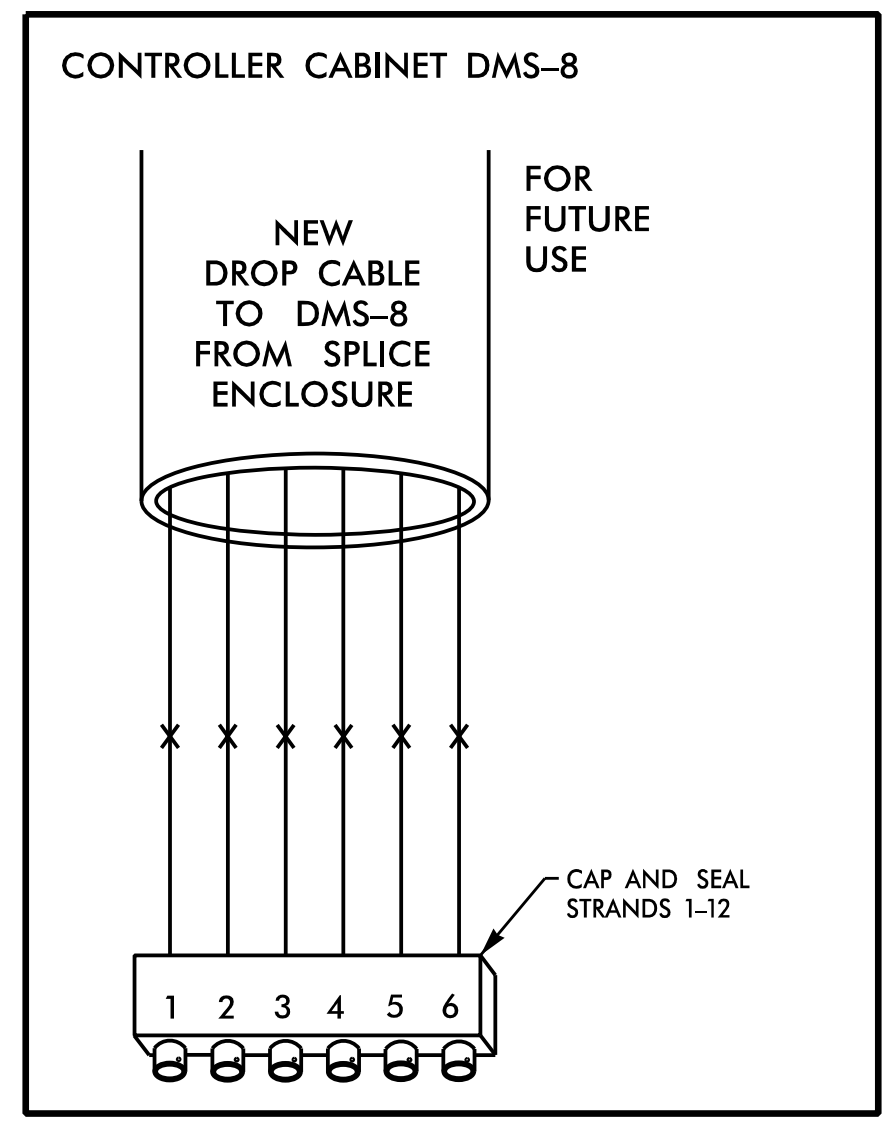
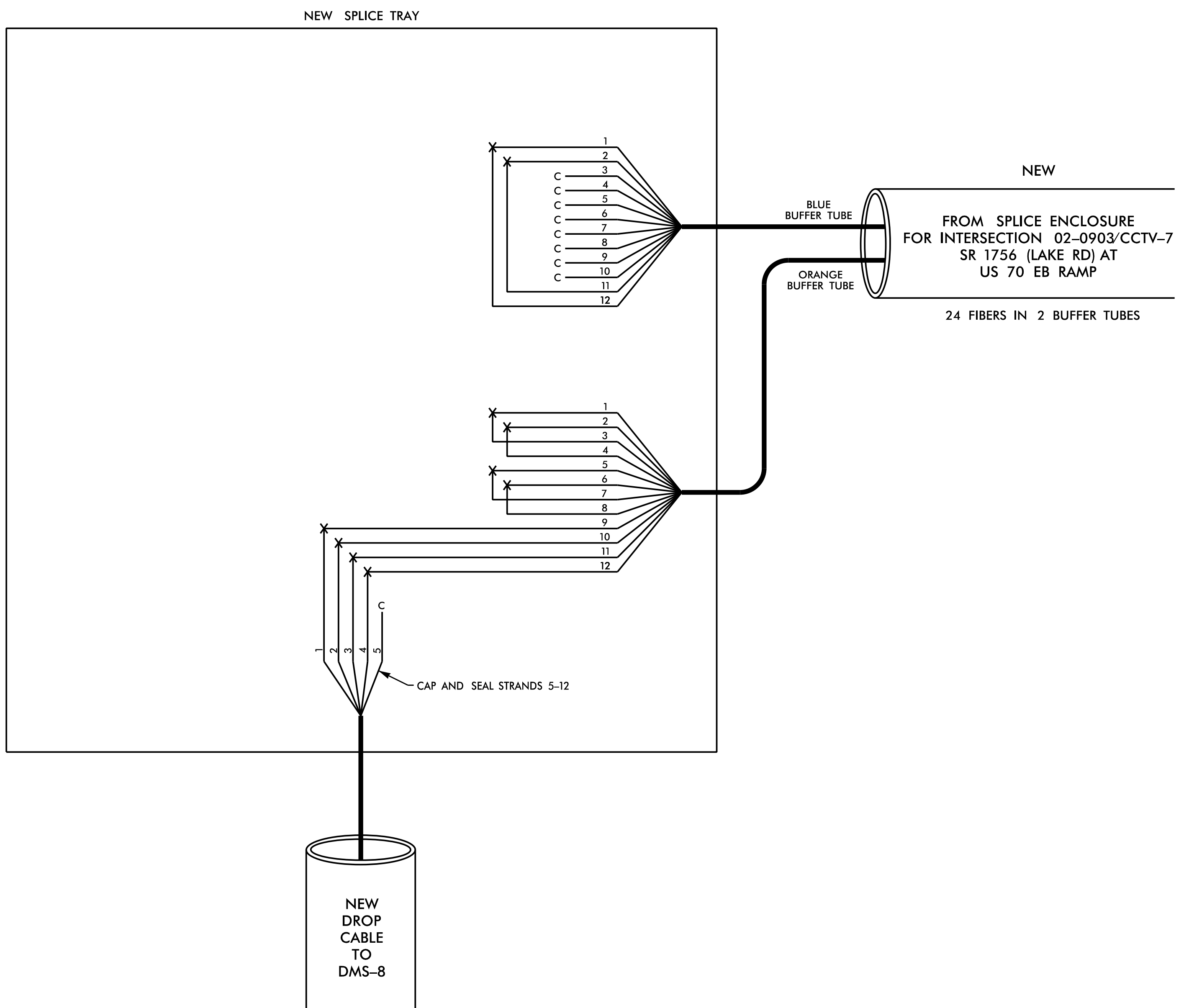
DOCUMENT NOT CONSIDERED FINAL  
UNLESS ALL SIGNATURES COMPLETED

**HNTB** HNTB NORTH CAROLINA, P.C.  
343 E. Six Forks Road, Suite 200  
Raleigh, North Carolina 27609  
NC License No: C-1554  
(919) 548-8997

 <small>250 N. Greenfield Place, Garner, NC 27529</small>	<b>US 70 HAVELOCK BYPASS SPLICE DETAILS</b>		 <small>SEAL NORTH CAROLINA PROFESSIONAL ENGINEER 031464 NATASHA R. SIMMONS</small>
	<small>Division 02</small> Craven Co. Havelock <small>PLAN DATE:</small> June 2018 <small>REVIEWED BY:</small> T.R. Terrell <small>PREPARED BY:</small> J.A. Wagner <small>REVIEWED BY:</small> N.R. Simmons	<small>SCALE</small> NONE	
<small>REVISIONS</small>		<small>INIT.</small>	<small>DATE</small>
<small>DocuSigned by:</small> <small>Notasha R Simmons 12/7/2018</small> <small>PREPARED BY:</small> J.A. Wagner <small>REVIEWED BY:</small> N.R. Simmons <small>SIGNATURE</small>		<small>DATE</small>	
<small>CADD Filename: R1015_SCP-77.dgn</small>			

DMS-8  
0.75 MILE WEST OF  
INTERSECTION 02-0903

COLOR CODE TIA/EIA 598-C			LEGEND	
(1) BLUE	(7) RED	X = NEW FUSION SPLICE INDIVIDUAL FIBER		
(2) ORANGE	(8) BLACK	● = EXISTING FUSION SPLICE		
(3) GREEN	(9) YELLOW	C = CAP AND SEAL		
(4) BROWN	(10) VIOLET	EXPRESS = EXPRESS ENTIRE BUFFER TUBE THROUGH WITHOUT CUTTING		
(5) SLATE	(11) ROSE	BUFFER SPLICE = SPLICE ALL FIBERS IN BUFFER TUBE COLOR TO COLOR		
(6) WHITE	(12) AQUA			



NOTES:

1. UNUSED FIBERS LEFT COILED AND STORED IN SPLICE TRAY.
2. UNUSED BUFFER TUBES LEFT COILED AND STORED IN SPLICE TRAY.
3. INCLUDE ON THE COVER OF EACH SPLICE TRAY THE FOLLOWING: REFERENCE SECTION 1731 "FIBER OPTIC SPLICE ENCLOSURE"

- (1) SPLICE
- (2) DATE
- (3) COMPANY NAME
- (4) NAME OF INDIVIDUAL PERFORMING THE SPLICING

PRIOR TO INSTALLING THE COVER ON THE SPLICE TRAY, TAKE A DIGITAL PHOTOGRAPH SHOWING THE SPLICE TRAY AND INFORMATION SHOWN ABOVE (1-4) AND SUBMIT PHOTOGRAPH ALONG WITH OTDR TEST RESULTS.

DOCUMENT NOT CONSIDERED FINAL UNLESS ALL SIGNATURES COMPLETED

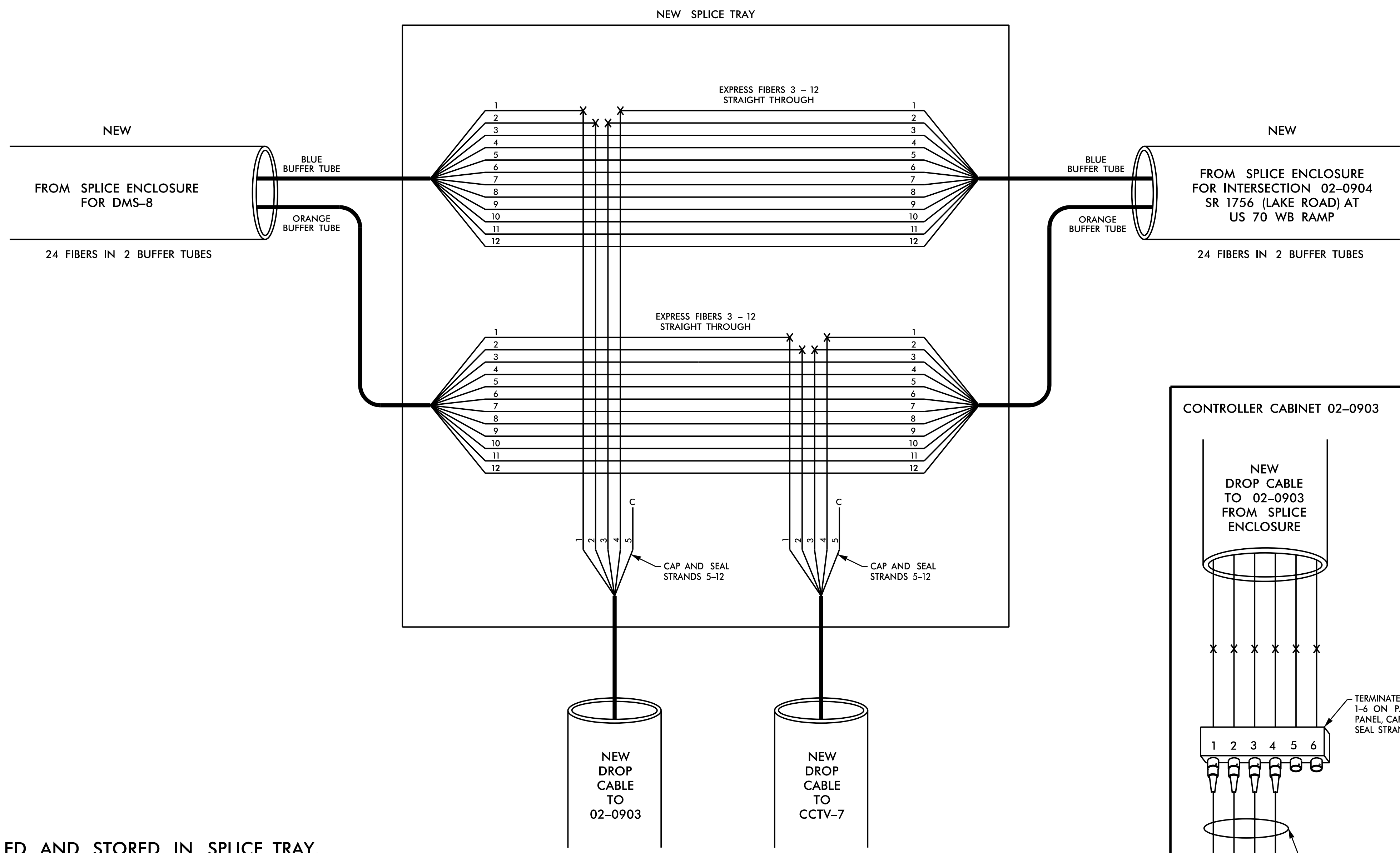
**HNTB** HNTB NORTH CAROLINA, P.C.  
343 E. Six Forks Road, Suite 200  
Raleigh, North Carolina 27609  
NC License No: C-1554  
(919) 548-8997

	<b>US 70 HAVELOCK BYPASS SPLICE DETAILS</b>		
	Division 02 Craven Co. Havelock	PLAN DATE: June 2018 REVIEWED BY: T.R. Terrell	
SCALE: NONE	REVISIONS:	INIT. DATE	DocuSigned by: 12/7/2018 SEAL SIGNATURE DATE CADD File name: R1015_SCP-78.dgn



02-0903/CCTV-7  
SR 1756 (LAKE ROAD) AT  
US 70 EB RAMP

COLOR CODE TIA/EIA 598-C			LEGEND	
(1) BLUE	(7) RED	X = NEW FUSION SPLICE INDIVIDUAL FIBER		
(2) ORANGE	(8) BLACK	● = EXISTING FUSION SPLICE		
(3) GREEN	(9) YELLOW	C = CAP AND SEAL		
(4) BROWN	(10) VIOLET	EXPRESS = EXPRESS ENTIRE BUFFER TUBE THROUGH WITHOUT CUTTING		
(5) SLATE	(11) ROSE	BUFFER SPLICE = SPLICE ALL FIBERS IN BUFFER TUBE COLOR TO COLOR		
(6) WHITE	(12) AQUA			



NOTES:

1. UNUSED FIBERS LEFT COILED AND STORED IN SPLICE TRAY.
2. UNUSED BUFFER TUBES LEFT COILED AND STORED IN SPLICE TRAY.
3. ETHERNET SWITCH TERMINATION CONFIGURATIONS ARE GENERIC. CONTRACTOR IS RESPONSIBLE FOR DETERMINING / ENSURING PROPER TERMINATION.
4. INCLUDE ON THE COVER OF EACH SPLICE TRAY THE FOLLOWING: REFERENCE SECTION 1731 "FIBER OPTIC SPLICE ENCLOSURE"

- (1) SPLICE
- (2) DATE
- (3) COMPANY NAME
- (4) NAME OF INDIVIDUAL PERFORMING THE SPLICING

PRIOR TO INSTALLING THE COVER ON THE SPLICE TRAY, TAKE A DIGITAL PHOTOGRAPH SHOWING THE SPLICE TRAY AND INFORMATION SHOWN ABOVE (1-4) AND SUBMIT PHOTOGRAPH ALONG WITH OTDR TEST RESULTS.

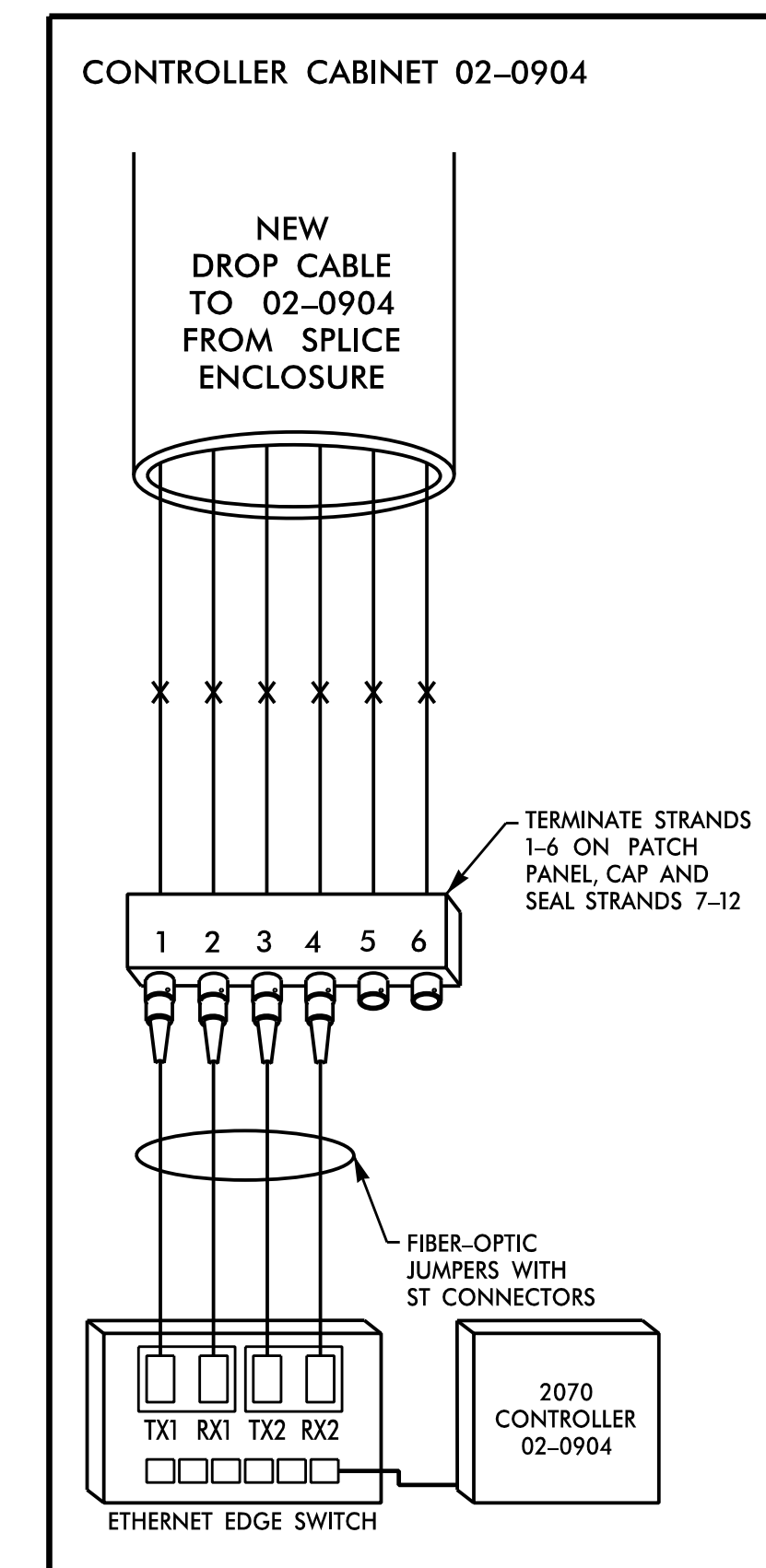
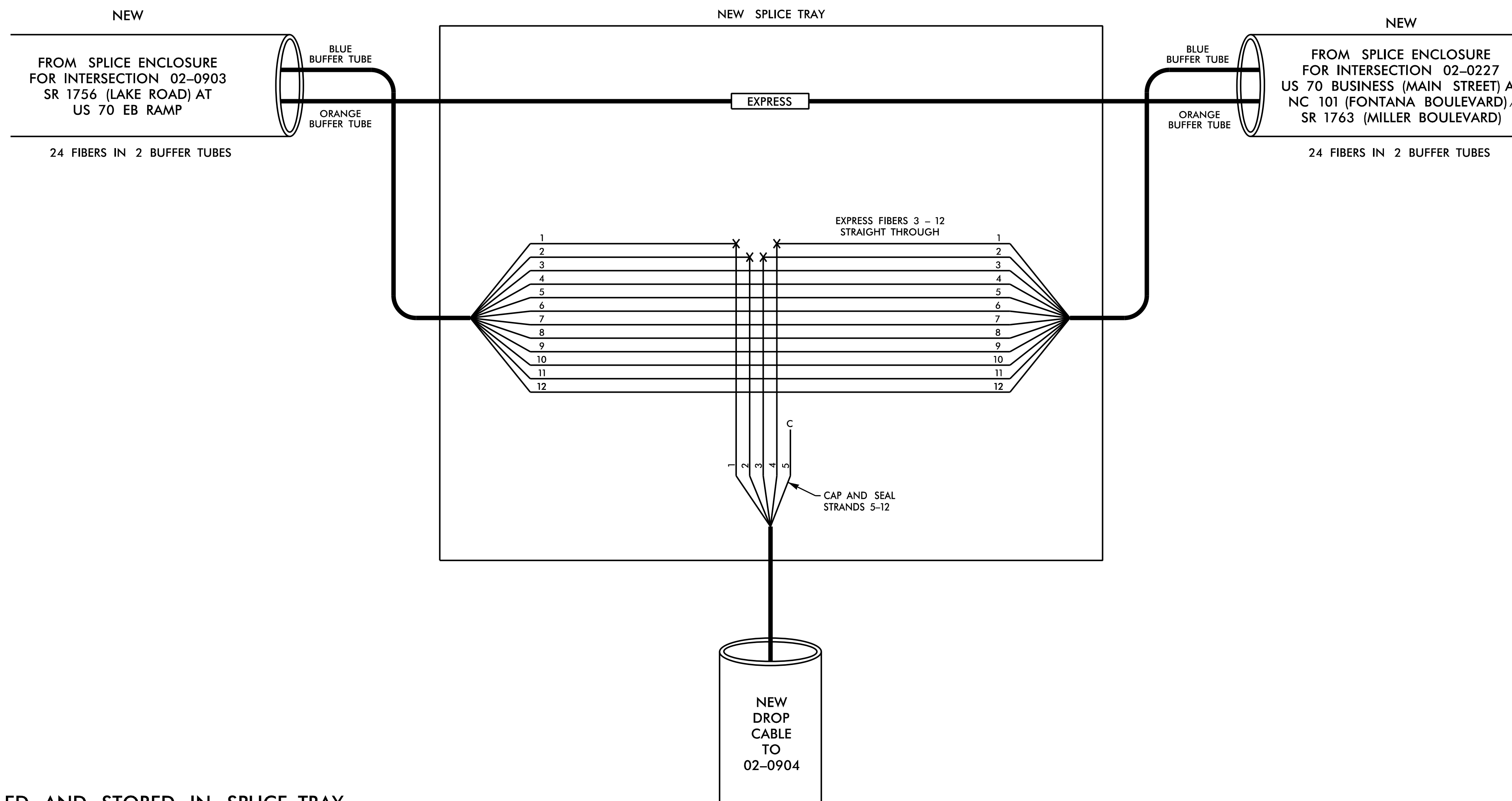
**HNTB** HNTB NORTH CAROLINA, P.C.  
343 E. Six Forks Road, Suite 200  
Raleigh, North Carolina 27609  
NC License No: C-1554  
(919) 548-8997

**DOCUMENT NOT FOR CONSIDERED FINAL UNLESS ALL SIGNATURES COMPLETED**

Plans Prepared for: NORTH CAROLINA DEPARTMENT OF TRANSPORTATION 250 N. Greenfield Place, Garner, NC 27529		US 70 HAVELOCK BYPASS SPLICE DETAILS		SEAL NORTH CAROLINA PROFESSIONAL ENGINEER NATASHA R. SIMMONS
Division 02 Craven Co. Havelock		PLAN DATE: June 2018 REVIEWED BY: T.R. Terrell		DocuSigned by: Natasha R. Simmons 12/7/2018 FID480F3AD445A SIGNATURE DATE
PREPARED BY: J.A. Wagner		REVIEWED BY: N.R. Simmons		
SCALE	NONE	REVISIONS	INIT.	DATE
CADD File name: R1015_SCP-79.dgn				

02-0904  
SR 1756 (LAKE ROAD) AT  
US 70 WB RAMP

COLOR CODE TIA/EIA 598-C			LEGEND	
(1) BLUE	(7) RED	X =	NEW FUSION SPLICE INDIVIDUAL FIBER	
(2) ORANGE	(8) BLACK	● =	EXISTING FUSION SPLICE	
(3) GREEN	(9) YELLOW	C =	CAP AND SEAL	
(4) BROWN	(10) VIOLET	EXPRESS	EXPRESS ENTIRE BUFFER TUBE THROUGH WITHOUT CUTTING	
(5) SLATE	(11) ROSE	BUFFER SPLICE	SPLICE ALL FIBERS IN BUFFER TUBE COLOR TO COLOR	
(6) WHITE	(12) AQUA			



NOTES:

1. UNUSED FIBERS LEFT COILED AND STORED IN SPLICE TRAY.
2. UNUSED BUFFER TUBES LEFT COILED AND STORED IN SPLICE TRAY.
3. ETHERNET SWITCH TERMINATION CONFIGURATIONS ARE GENERIC. CONTRACTOR IS RESPONSIBLE FOR DETERMINING / ENSURING PROPER TERMINATION.
4. INCLUDE ON THE COVER OF EACH SPLICE TRAY THE FOLLOWING: REFERENCE SECTION 1731 "FIBER OPTIC SPLICE ENCLOSURE"

- (1) SPLICE
- (2) DATE
- (3) COMPANY NAME
- (4) NAME OF INDIVIDUAL PERFORMING THE SPLICING

PRIOR TO INSTALLING THE COVER ON THE SPLICE TRAY, TAKE A DIGITAL PHOTOGRAPH SHOWING THE SPLICE TRAY AND INFORMATION SHOWN ABOVE (1-4) AND SUBMIT PHOTOGRAPH ALONG WITH OTDR TEST RESULTS.

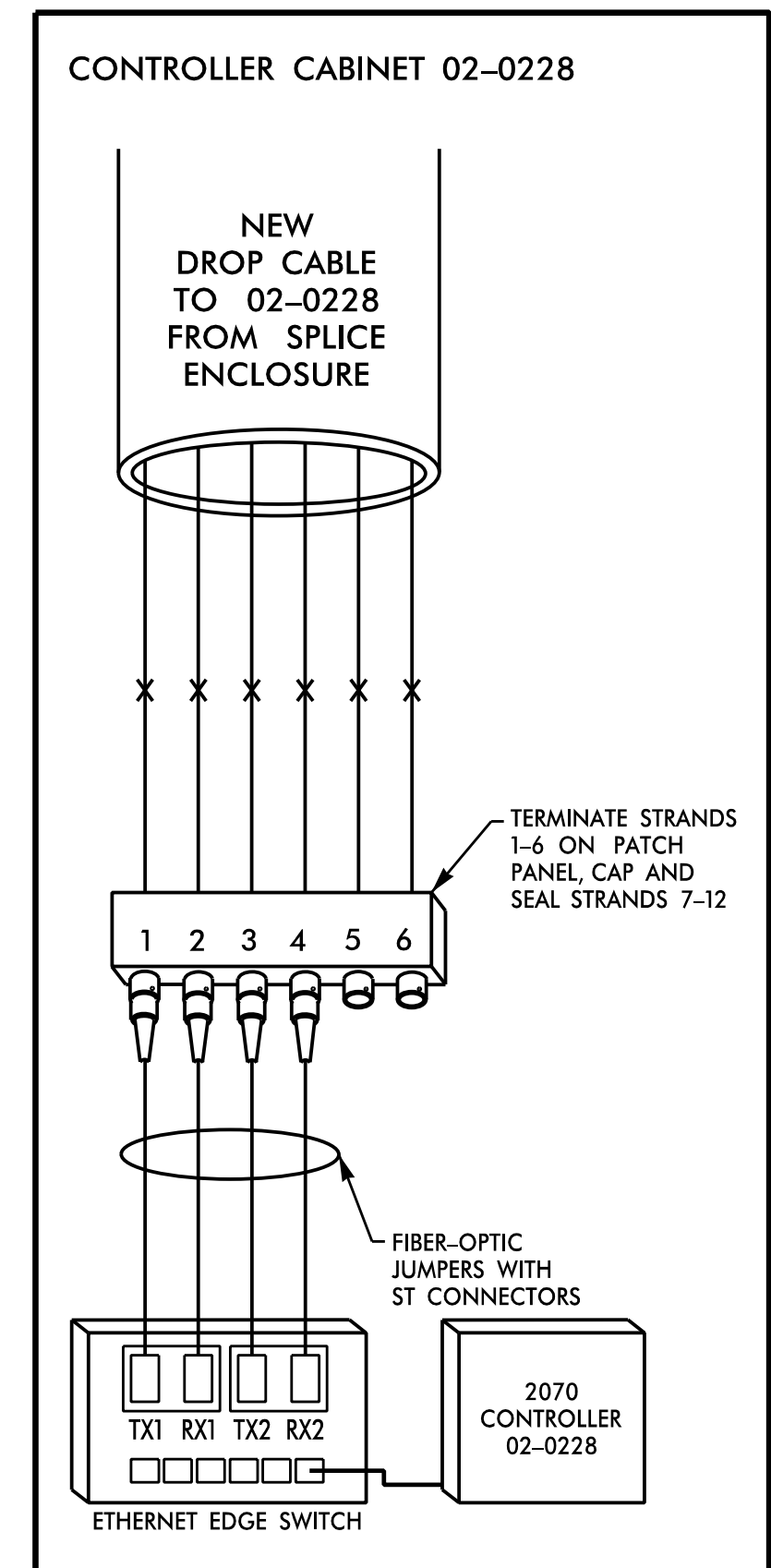
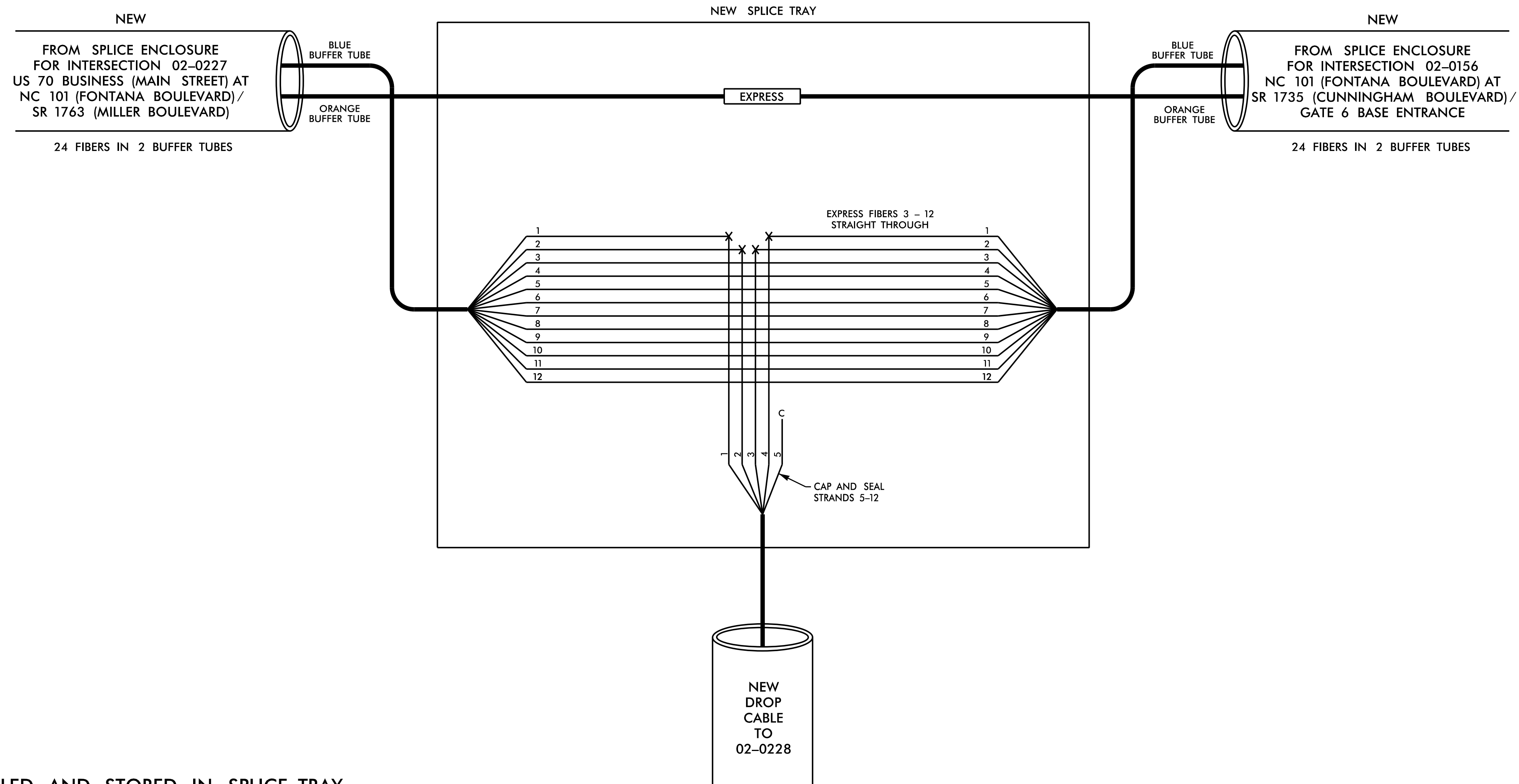
DOCUMENT NOT CONSIDERED FINAL UNLESS ALL SIGNATURES COMPLETED

**HNTB** HNTB NORTH CAROLINA, P.C.  
343 E. Six Forks Road, Suite 200  
Raleigh, North Carolina 27609  
NC License No: C-1554  
(919) 548-8997

<p>Plans Prepared for:</p> <p>250 N. Greenfield Place, Garner, NC 27529</p>	<p>US 70 HAVELOCK BYPASS SPLICE DETAILS</p>		
	<p>Division 02 Craven Co. Havelock</p> <p>PLAN DATE: June 2018 REVIEWED BY: T.R. Terrell</p> <p>PREPARED BY: J.A. Wagner REVIEWED BY: N.R. Simmons</p>	<p>SCALE: NONE</p>	

02-0228  
 NC 101 (FONTANA BOULEVARD) AT  
 SR 1737 (ROOSEVELT BOULEVARD) /  
 BASE ENTRANCE

COLOR CODE TIA/EIA 598-C		LEGEND	
(1) BLUE	(7) RED	X = NEW FUSION SPLICE INDIVIDUAL FIBER	
(2) ORANGE	(8) BLACK	● = EXISTING FUSION SPLICE	
(3) GREEN	(9) YELLOW	C = CAP AND SEAL	
(4) BROWN	(10) VIOLET	EXPRESS = EXPRESS ENTIRE BUFFER TUBE THROUGH WITHOUT CUTTING	
(5) SLATE	(11) ROSE	BUFFER SPLICE = SPLICE ALL FIBERS IN BUFFER TUBE COLOR TO COLOR	
(6) WHITE	(12) AQUA		



NOTES:

1. UNUSED FIBERS LEFT COILED AND STORED IN SPLICE TRAY.
2. UNUSED BUFFER TUBES LEFT COILED AND STORED IN SPLICE TRAY.
3. ETHERNET SWITCH TERMINATION CONFIGURATIONS ARE GENERIC. CONTRACTOR IS RESPONSIBLE FOR DETERMINING / ENSURING PROPER TERMINATION.
4. INCLUDE ON THE COVER OF EACH SPLICE TRAY THE FOLLOWING: REFERENCE SECTION 1731 "FIBER OPTIC SPLICE ENCLOSURE"

- (1) SPLICE
- (2) DATE
- (3) COMPANY NAME
- (4) NAME OF INDIVIDUAL PERFORMING THE SPLICING

PRIOR TO INSTALLING THE COVER ON THE SPLICE TRAY, TAKE A DIGITAL PHOTOGRAPH SHOWING THE SPLICE TRAY AND INFORMATION SHOWN ABOVE (1-4) AND SUBMIT PHOTOGRAPH ALONG WITH OTDR TEST RESULTS.

DOCUMENT NOT CONSIDERED FINAL  
 UNLESS ALL SIGNATURES COMPLETED

**HNTB** HNTB NORTH CAROLINA, P.C.  
 343 E. Six Forks Road, Suite 200  
 Raleigh, North Carolina 27609  
 NC License No: C-1554  
 (919) 548-8997

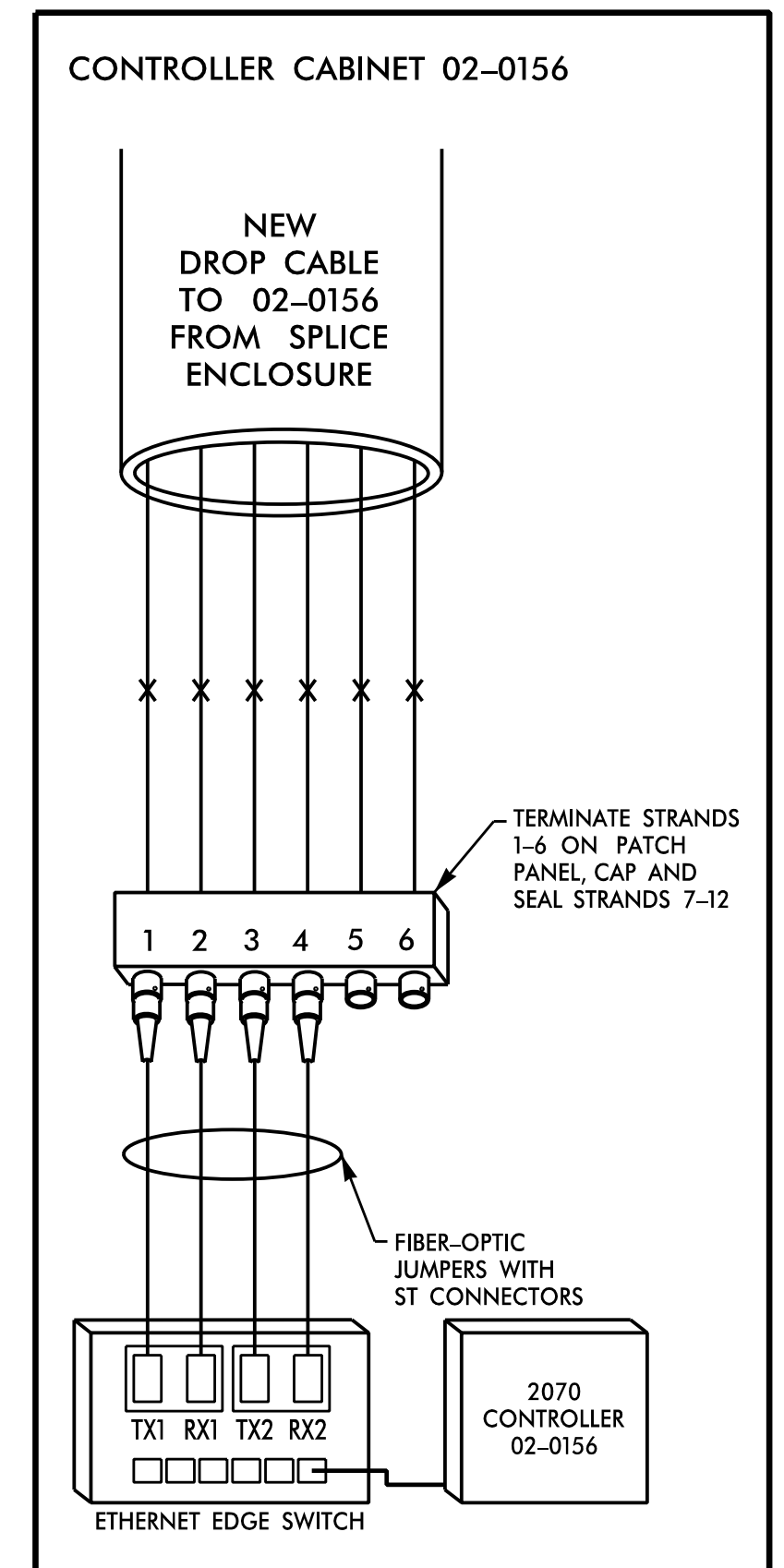
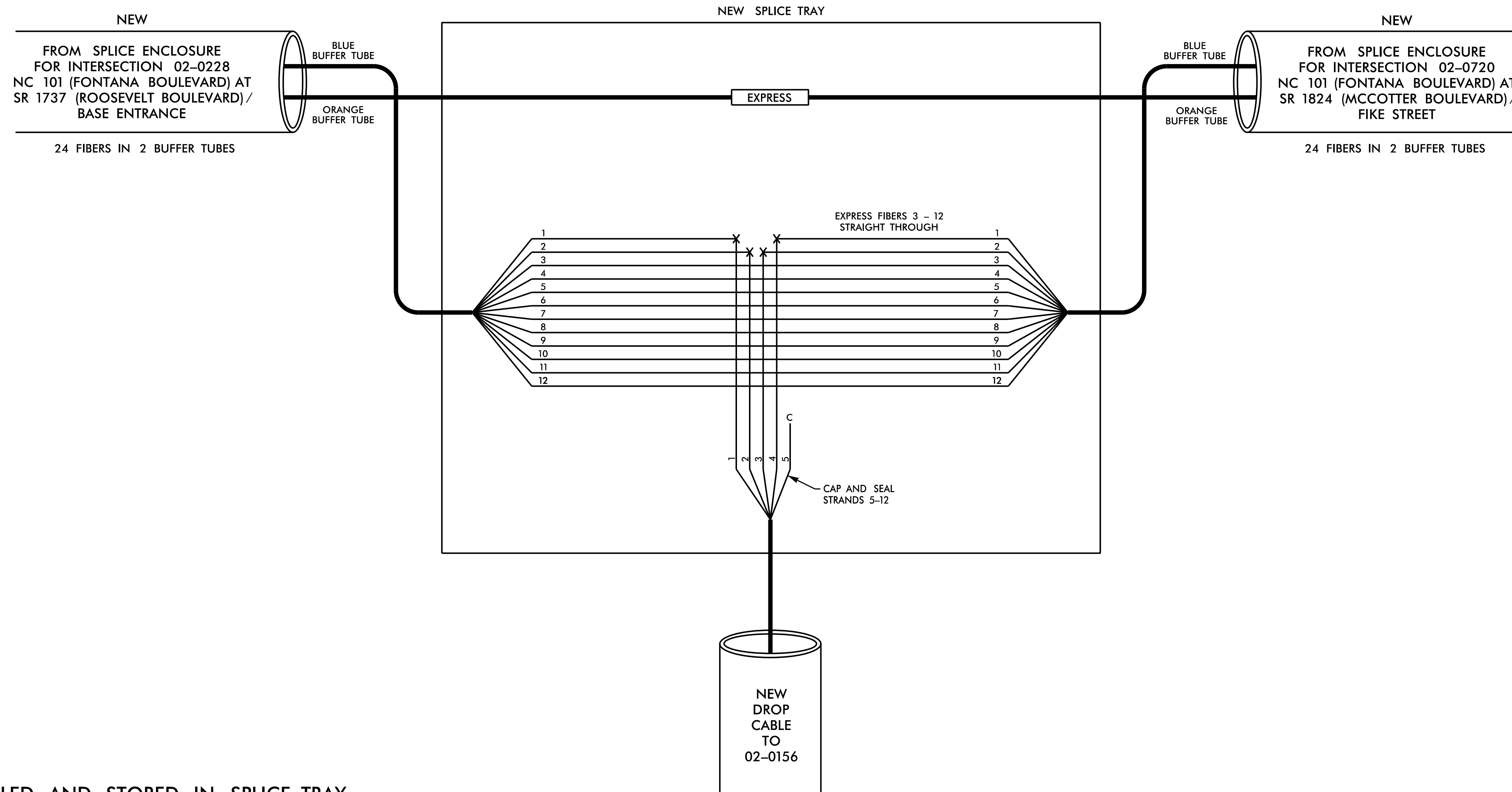
Plans Prepared for:  250 N. Greenfield Place, Garner, NC 27529	US 70 HAVELOCK BYPASS SPLICE DETAILS		SEAL  SEAL NATASHA R. SIMMONS
	Division 02 Craven Co. Havelock PLAN DATE: June 2018 REVIEWED BY: T.R. Terrell PREPARED BY: J.A. Wagner REVIEWED BY: N.R. Simmons	SCALE: NONE REVISIONS: _____ INITI. DATE: _____	

DocuSigned by: *Natasha R. Simmons* 12/7/2018  
 FEDERAL REGISTERED SIGNATURE DATE  
 CADD File name: R1015\_SCP-81.dgn



02-0156  
 NC 101 (FONTANA BOULEVARD) AT  
 SR 1735 (CUNNINGHAM BOULEVARD)/  
 GATE 6 BASE ENTRANCE

COLOR CODE TIA/EIA 598-C			LEGEND	
(1) BLUE	(7) RED	X = NEW FUSION SPLICE INDIVIDUAL FIBER		
(2) ORANGE	(8) BLACK	● = EXISTING FUSION SPLICE		
(3) GREEN	(9) YELLOW	C = CAP AND SEAL		
(4) BROWN	(10) VIOLET	EXPRESS = EXPRESS ENTIRE BUFFER TUBE THROUGH WITHOUT CUTTING		
(5) SLATE	(11) ROSE	BUFFER SPLICE = SPLICE ALL FIBERS IN BUFFER TUBE COLOR TO COLOR		
(6) WHITE	(12) AQUA			



NOTES:

1. UNUSED FIBERS LEFT COILED AND STORED IN SPLICE TRAY.
2. UNUSED BUFFER TUBES LEFT COILED AND STORED IN SPLICE TRAY.
3. ETHERNET SWITCH TERMINATION CONFIGURATIONS ARE GENERIC. CONTRACTOR IS RESPONSIBLE FOR DETERMINING / ENSURING PROPER TERMINATION.
4. INCLUDE ON THE COVER OF EACH SPLICE TRAY THE FOLLOWING: REFERENCE SECTION 1731 "FIBER OPTIC SPLICE ENCLOSURE"

- (1) SPLICE
- (2) DATE
- (3) COMPANY NAME
- (4) NAME OF INDIVIDUAL PERFORMING THE SPLICING

PRIOR TO INSTALLING THE COVER ON THE SPLICE TRAY, TAKE A DIGITAL PHOTOGRAPH SHOWING THE SPLICE TRAY AND INFORMATION SHOWN ABOVE (1-4) AND SUBMIT PHOTOGRAPH ALONG WITH OTDR TEST RESULTS.

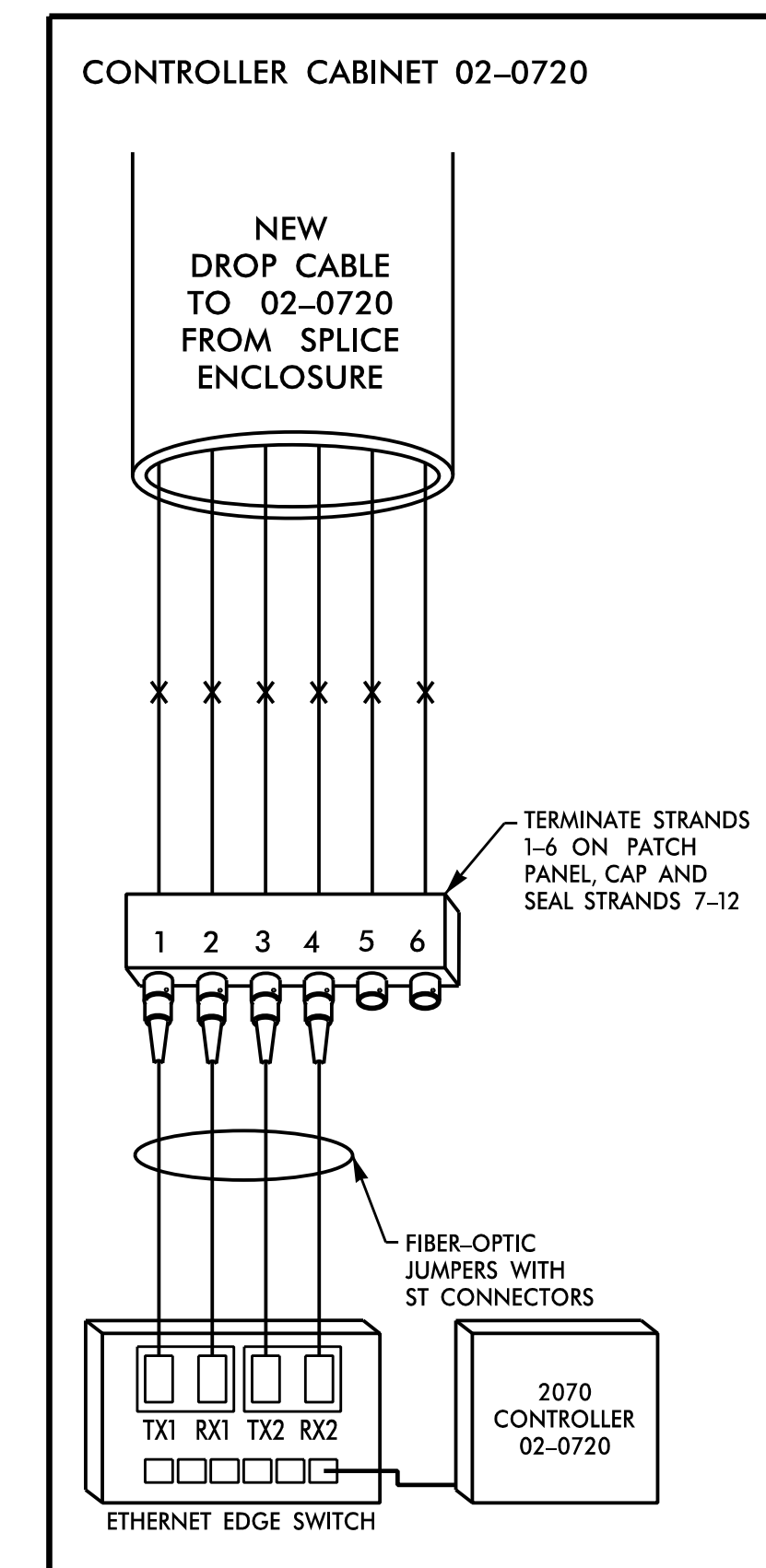
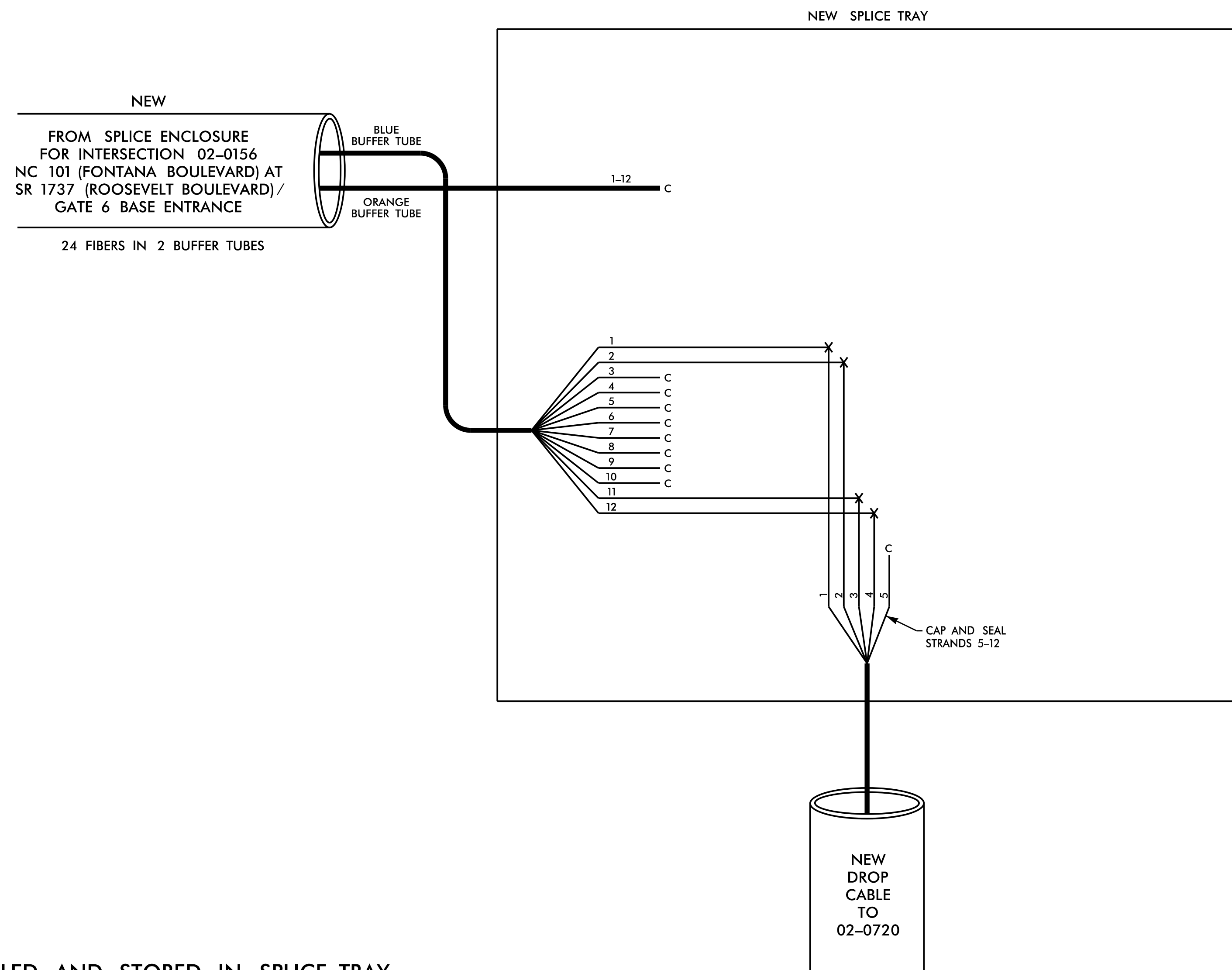
DOCUMENT NOT CONSIDERED FINAL  
 UNLESS ALL SIGNATURES COMPLETED

**HNTB** HNTB NORTH CAROLINA, P.C.  
 343 E. Six Forks Road, Suite 200  
 Raleigh, North Carolina 27609  
 NC License No: C-1554  
 (919) 548-8997

Plans Prepared for:  250 N. Greenfield Place, Garner, NC 27529	<b>US 70                  HAVELOCK BYPASS                  SPLICE DETAILS</b>		 SEAL NORTH CAROLINA PROFESSIONAL ENGINEER NATASHA R. SIMMONS
	Division 02 Craven Co. Havelock PLAN DATE: June 2018 REVIEWED BY: T.R. Terrell PREPARED BY: J.A. Wagner REVIEWED BY: N.R. Simmons	SCALE: NONE REVISIONS: _____ INITI. DATE: _____ SIGNATURE: _____ DATE: _____ CADD File name: R1015_SCP-82.dgn	

02-0720  
 NC 101 (FONTANA BOULEVARD) AT  
 SR 1824 (MCCOTTER BOULEVARD) /  
 FIKE ST

COLOR CODE TIA/EIA 598-C		LEGEND	
(1) BLUE	(7) RED	X = NEW FUSION SPLICE INDIVIDUAL FIBER	
(2) ORANGE	(8) BLACK	● = EXISTING FUSION SPLICE	
(3) GREEN	(9) YELLOW	C = CAP AND SEAL	
(4) BROWN	(10) VIOLET	EXPRESS = EXPRESS ENTIRE BUFFER TUBE THROUGH WITHOUT CUTTING	
(5) SLATE	(11) ROSE	BUFFER SPLICE = SPLICE ALL FIBERS IN BUFFER TUBE COLOR TO COLOR	
(6) WHITE	(12) AQUA		



NOTES:

1. UNUSED FIBERS LEFT COILED AND STORED IN SPLICE TRAY.
2. UNUSED BUFFER TUBES LEFT COILED AND STORED IN SPLICE TRAY.
3. ETHERNET SWITCH TERMINATION CONFIGURATIONS ARE GENERIC. CONTRACTOR IS RESPONSIBLE FOR DETERMINING / ENSURING PROPER TERMINATION.
4. INCLUDE ON THE COVER OF EACH SPLICE TRAY THE FOLLOWING: REFERENCE SECTION 1731 "FIBER OPTIC SPLICE ENCLOSURE"

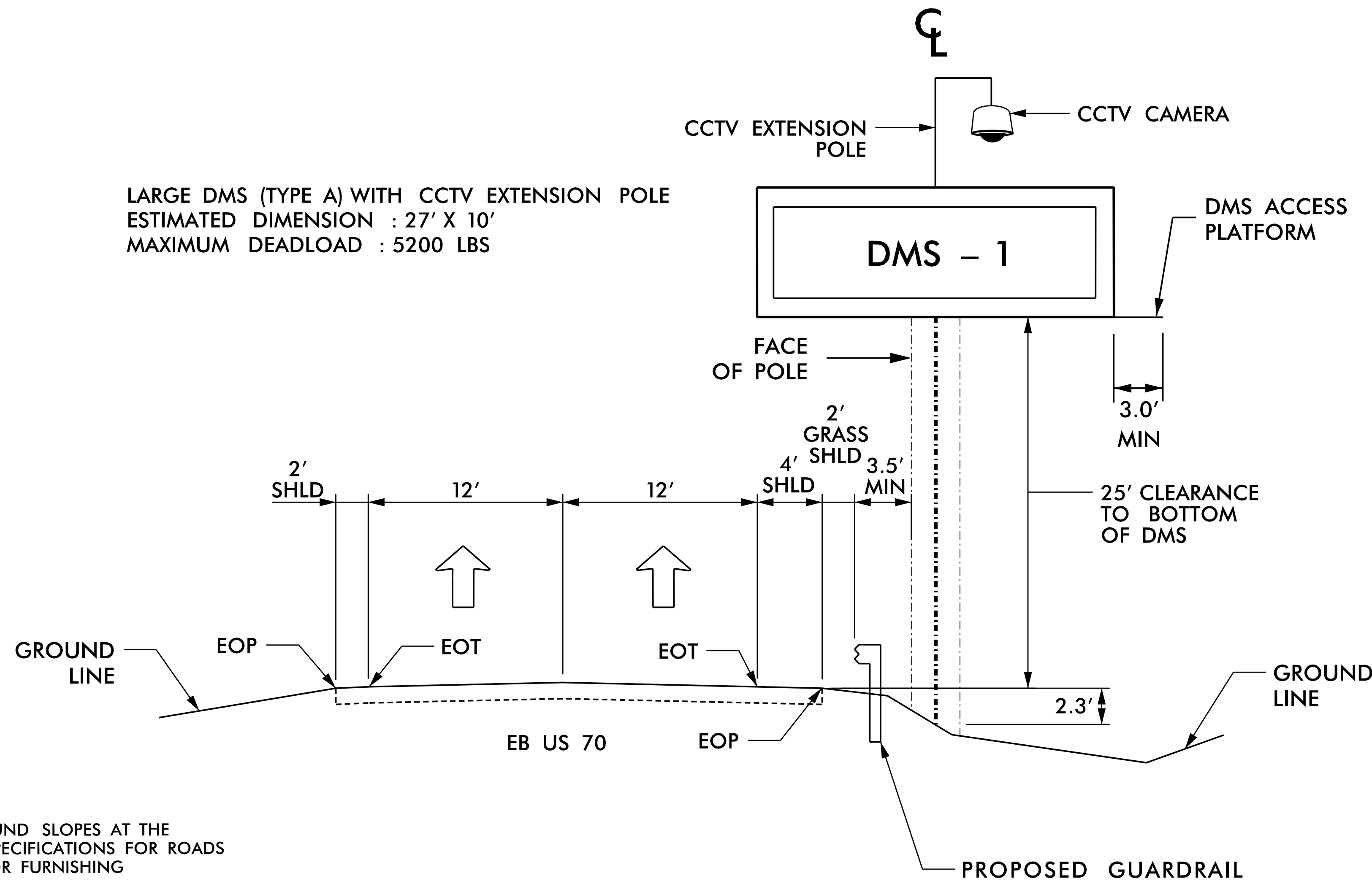
- (1) SPLICE
- (2) DATE
- (3) COMPANY NAME
- (4) NAME OF INDIVIDUAL PERFORMING THE SPLICING

PRIOR TO INSTALLING THE COVER ON THE SPLICE TRAY, TAKE A DIGITAL PHOTOGRAPH SHOWING THE SPLICE TRAY AND INFORMATION SHOWN ABOVE (1-4) AND SUBMIT PHOTOGRAPH ALONG WITH OTDR TEST RESULTS.

**HNTB** HNTB NORTH CAROLINA, P.C.  
 343 E. Six Forks Road, Suite 200  
 Raleigh, North Carolina 27609  
 NC License No: C-1554  
 (919) 548-8997

Plans Prepared for:		<b>US 70 HAVELOCK BYPASS SPLICE DETAILS</b>		
		Division 02 Craven Co. Havelock PLAN DATE: June 2018 REVIEWED BY: T.R. Terrell PREPARED BY: J.A. Wagner REVIEWED BY: N.R. Simmons		
SCALE	NONE	REVISIONS	INIT.	DATE
				DocuSigned by: Natasha R. Simmons 12/7/2018 FID480F3AD4454 SIGNATURE DATE CADD File name: R1015 SCP-83.dgn

DOCUMENT NOT CONSIDERED FINAL  
 UNLESS ALL SIGNATURES COMPLETED





LARGE DMS (TYPE A) WITH CCTV EXTENSION POLE  
 ESTIMATED DIMENSION : 27' X 10'  
 MAXIMUM DEADLOAD : 5200 LBS

NOTES:

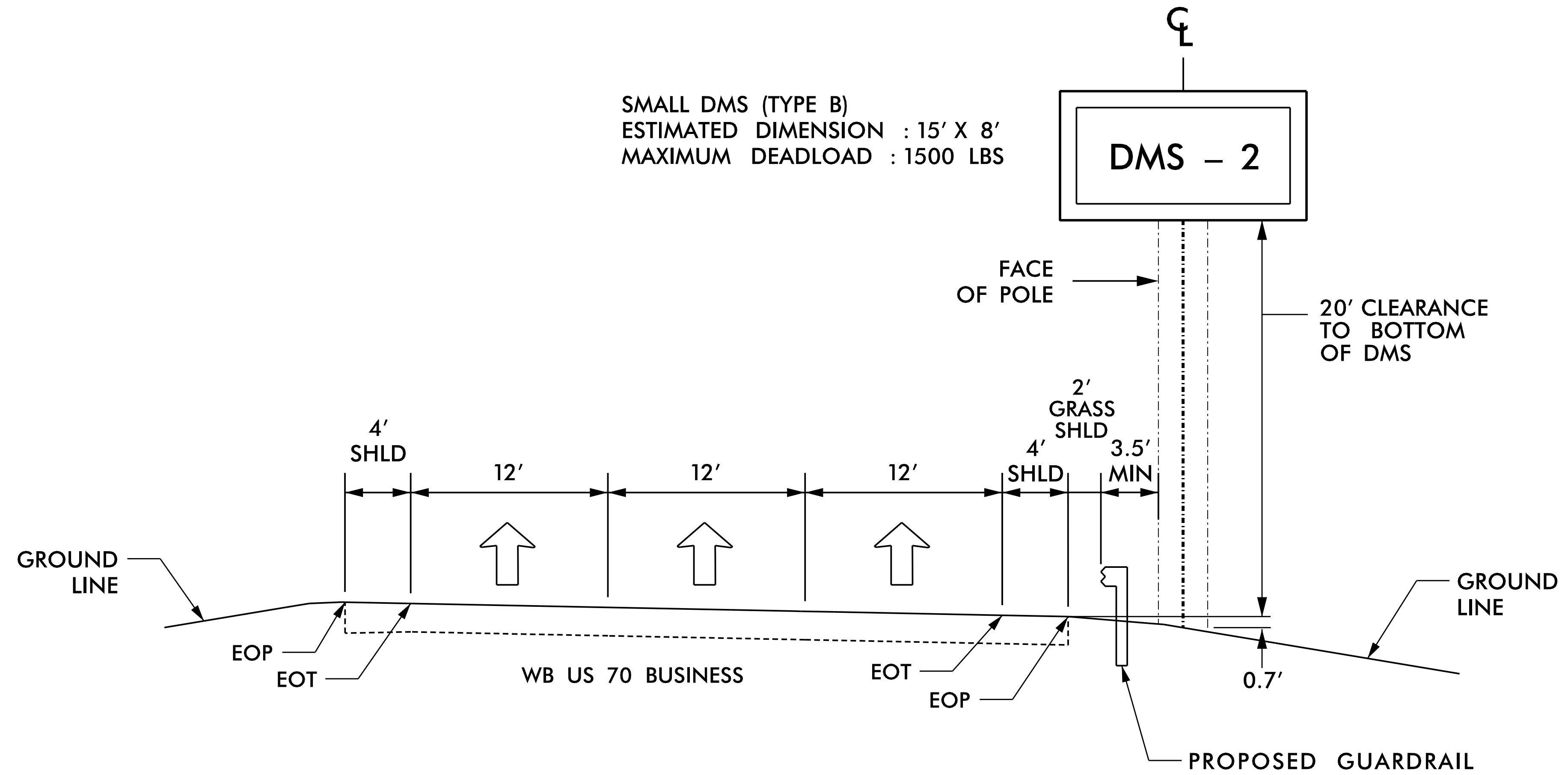
1. FIELD VERIFY ALL FOOTING ELEVATIONS AND GROUND SLOPES AT THE FOOTING USING THE LATEST NCDOT STANDARD SPECIFICATIONS FOR ROADS AND STRUCTURES. CONTRACTOR IS RESPONSIBLE FOR FURNISHING ELEVATION DRAWINGS FOR ENGINEER'S APPROVAL.
2. PROVIDE A FIXED LADDER LEADING TO THE ACCESS PLATFORM.
3. EQUIP THE LADDER WITH A SECURITY COVER (LADDER GUARD) AND LOCK. START THE FIRST LADDER RUNG NO MORE THAN 18 INCHES ABOVE A CONCRETE LANDING PAD. DESIGN RUNGS ON 12 INCH CENTER-TO-CENTER TYPICAL SPACING.
4. INSTALL A LEVEL CONCRETE LANDING PAD MEASURING A MINIMUM 4 INCHES DEEP, 24 INCHES WIDE, AND 36 INCHES LONG DIRECTLY BENEATH THE LADDER.
5. USE ACTUAL DIMENSIONS AND WEIGHT OF THE DMS TO COMPLETE THE DESIGN OF THE DMS STRUCTURE.
6. ENSURE THAT THE TOP OF THE FOOTING EXTENDS AT LEAST 6 INCHES AND NOT MORE THAN 24 INCHES ABOVE THE HIGHEST POINT OF THE GROUND SURFACE AT THE FOOTING.
7. DESIGN AND CONSTRUCT THE PEDESTAL STRUCTURE AND DMS ENCLOSURE TO WITHSTAND WIND VELOCITIES OF 130 MPH.
8. VERIFY ALL UNDERGROUND UTILITY LOCATIONS BEFORE BEGINNING ANY UNDERGROUND WORK. DO NOT DAMAGE ANY EXISTING UTILITIES OR NCDOT CABLES DURING CONSTRUCTION.
9. DESIGN THE STRUCTURE TO ACCOMODATE THE INSTALLATION OF THE DMS WITH A CCTV CAMERA EXTENSION POLE AS DESCRIBED IN THE PROJECT SPECIAL PROVISIONS.

DOCUMENT NOT CONSIDERED FINAL  
 UNLESS ALL SIGNATURES COMPLETED

**HNTB** HNTB NORTH CAROLINA, P.C.  
 343 E. Six Forks Road, Suite 200  
 Raleigh, North Carolina 27609  
 NC License No: C-1554  
 (919) 546-8997

Plans Prepared for:  250 N. Greenfield Pkwy., Garner, NC 27529	US 70 HAVELOCK BYPASS DMS-1 ELEVATION		SEAL  SEAL 031464 NATASHA R. SIMMONS ENGINEER							
	Division 02 Craven Co. Havelock PLAN DATE: August 2018 REVIEWED BY: T.R. Terrell PREPARED BY: A.H. Thornburg REVIEWED BY: N.R. Simmons	REVISIONS <table border="1"> <thead> <tr> <th>NO.</th> <th>DESCRIPTION</th> <th>INIT.</th> <th>DATE</th> </tr> </thead> <tbody> <tr> <td> </td> <td> </td> <td> </td> <td> </td> </tr> </tbody> </table>		NO.	DESCRIPTION	INIT.	DATE			
NO.	DESCRIPTION	INIT.	DATE							
SCALE 0 5 1" = 5'		DocuSigned by: Natasha R. Simmons 12/7/2018 SEAL SIGNATURE DATE CADD Filename: R1015 scp. 84-91.dgn								







NOTES:

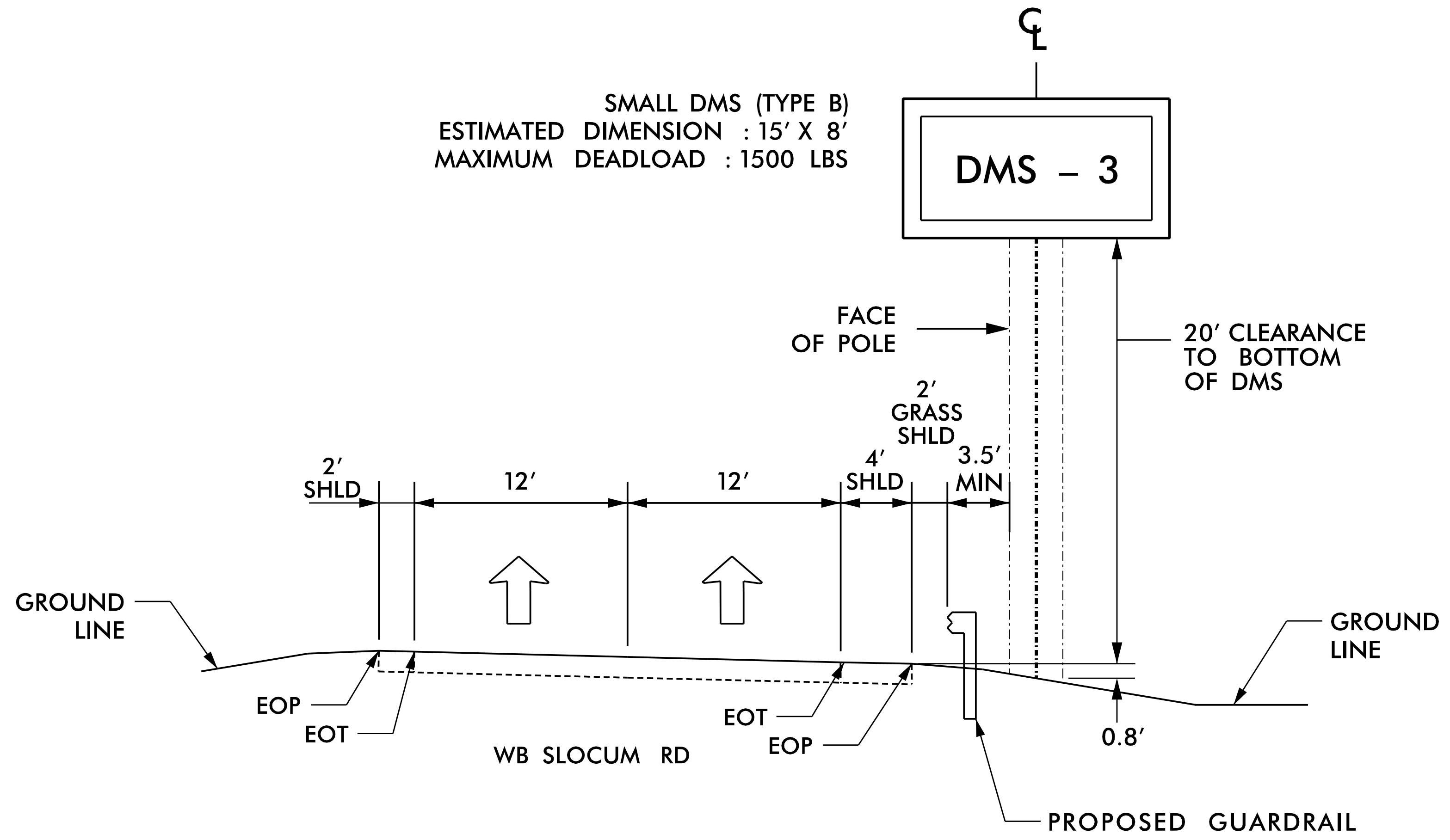
1. FIELD VERIFY ALL FOOTING ELEVATIONS AND GROUND SLOPES AT THE FOOTING USING THE LATEST NCDOT STANDARD SPECIFICATIONS FOR ROADS AND STRUCTURES. CONTRACTOR IS RESPONSIBLE FOR FURNISHING ELEVATION DRAWINGS FOR ENGINEER'S APPROVAL.
2. USE ACTUAL DIMENSIONS AND WEIGHT OF THE DMS TO COMPLETE THE DESIGN OF THE DMS STRUCTURE.
3. ENSURE THAT THE TOP OF THE FOOTING EXTENDS AT LEAST 6 INCHES AND NOT MORE THAN 24 INCHES ABOVE THE HIGHEST POINT OF THE GROUND SURFACE AT THE FOOTING.
4. DESIGN AND CONSTRUCT THE PEDESTAL STRUCTURE AND DMS ENCLOSURE TO WITHSTAND WIND VELOCITIES OF 130 MPH.
5. VERIFY ALL UNDERGROUND UTILITY LOCATIONS BEFORE BEGINNING ANY UNDERGROUND WORK. DO NOT DAMAGE ANY EXISTING UTILITIES OR NCDOT CABLES DURING CONSTRUCTION.

DOCUMENT NOT CONSIDERED FINAL  
 UNLESS ALL SIGNATURES COMPLETED

**HNTB** HNTB NORTH CAROLINA, P.C.  
 343 E. Six Forks Road, Suite 200  
 Raleigh, North Carolina 27609  
 NC License No: C-1554  
 (919) 546-8997

Plans Prepared for:  250 N. Greenfield Place, Garner, NC 27529	US 70 HAVELOCK BYPASS DMS-2 ELEVATION		SEAL  SEAL 031464 NATASHA R. SIMMONS ENGINEER
	Division 02 PLAN DATE: August 2018 PREPARED BY: N.C. Harmon	Craven Co. Havelock REVIEWED BY: T.R. Terrell REVIEWED BY: N.R. Simmons	
SCALE: 0 5 1" = 5'			REVISIONS INIT. DATE

CADD File name: R1015 scp\_84-91.dgn





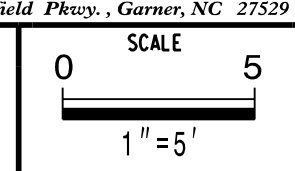
NOTES:

1. FIELD VERIFY ALL FOOTING ELEVATIONS AND GROUND SLOPES AT THE FOOTING USING THE LATEST NCDOT STANDARD SPECIFICATIONS FOR ROADS AND STRUCTURES. CONTRACTOR IS RESPONSIBLE FOR FURNISHING ELEVATION DRAWINGS FOR ENGINEER'S APPROVAL.
2. USE ACTUAL DIMENSIONS AND WEIGHT OF THE DMS TO COMPLETE THE DESIGN OF THE DMS STRUCTURE.
3. ENSURE THAT THE TOP OF THE FOOTING EXTENDS AT LEAST 6 INCHES AND NOT MORE THAN 24 INCHES ABOVE THE HIGHEST POINT OF THE GROUND SURFACE AT THE FOOTING.
4. DESIGN AND CONSTRUCT THE PEDESTAL STRUCTURE AND DMS ENCLOSURE TO WITHSTAND WIND VELOCITIES OF 130 MPH.
5. VERIFY ALL UNDERGROUND UTILITY LOCATIONS BEFORE BEGINNING ANY UNDERGROUND WORK. DO NOT DAMAGE ANY EXISTING UTILITIES OR NCDOT CABLES DURING CONSTRUCTION.

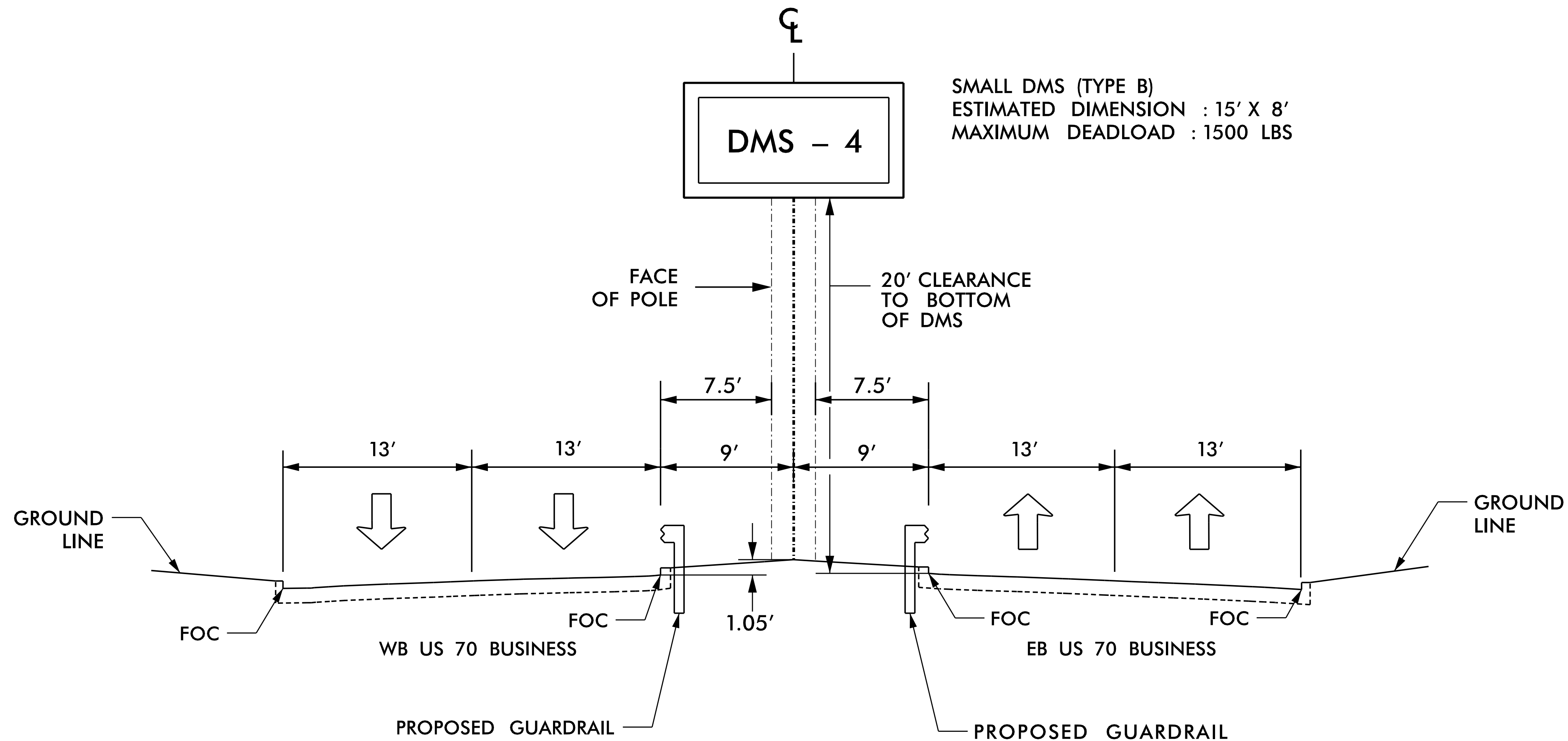
DOCUMENT NOT CONSIDERED FINAL  
UNLESS ALL SIGNATURES COMPLETED

**HNTB**  
 HNTB NORTH CAROLINA, P.C.  
 343 E. Six Forks Road, Suite 200  
 Raleigh, North Carolina 27609  
 NC License No: C-1554  
 (919) 546-8997

Plans Prepared for:  250 N. Greenfield Place, Garner, NC 27529	US 70 HAVELOCK BYPASS DMS-3 ELEVATION		SEAL  NATASHA R. SIMMONS ENGINEER SEAL 031464
	Division 02 PLAN DATE: August 2018 PREPARED BY: N.C. Harmon	Craven Co. Havelock REVIEWED BY: T.R. Terrell REVIEWED BY: N.R. Simmons	



DocuSigned by:  
 Natasha R. Simmons 12/7/2018  
 CADD Filename: R1015 scp. 84-91.dgn



SMALL DMS (TYPE B)  
 ESTIMATED DIMENSION : 15' X 8'  
 MAXIMUM DEADLOAD : 1500 LBS

NOTES:

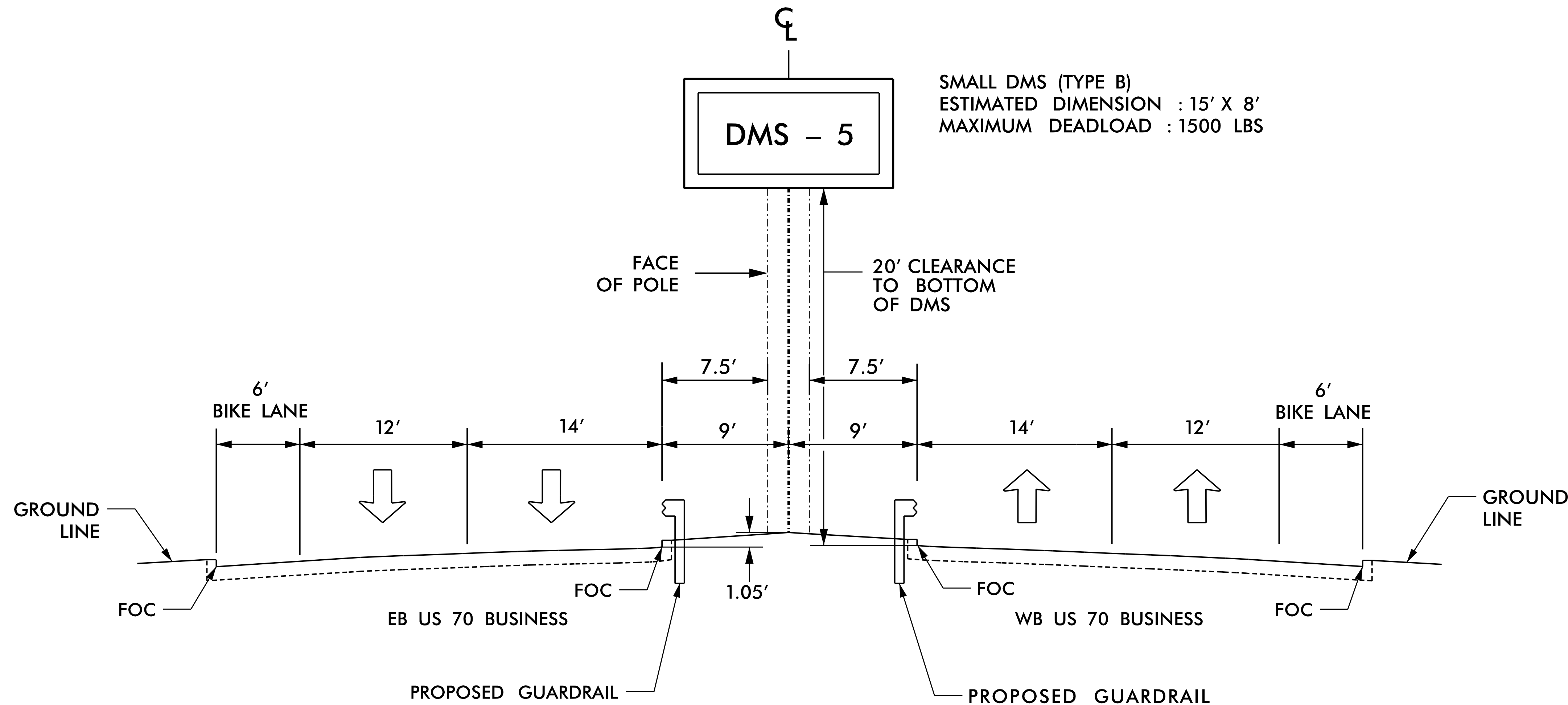
1. FIELD VERIFY ALL FOOTING ELEVATIONS AND GROUND SLOPES AT THE FOOTING USING THE LATEST NCDOT STANDARD SPECIFICATIONS FOR ROADS AND STRUCTURES. CONTRACTOR IS RESPONSIBLE FOR FURNISHING ELEVATION DRAWINGS FOR ENGINEER'S APPROVAL.
2. USE ACTUAL DIMENSIONS AND WEIGHT OF THE DMS TO COMPLETE THE DESIGN OF THE DMS STRUCTURE.
3. ENSURE THAT THE TOP OF THE FOOTING EXTENDS AT LEAST 6 INCHES AND NOT MORE THAN 24 INCHES ABOVE THE HIGHEST POINT OF THE GROUND SURFACE AT THE FOOTING.
4. DESIGN AND CONSTRUCT THE PEDESTAL STRUCTURE AND DMS ENCLOSURE TO WITHSTAND WIND VELOCITIES OF 130 MPH.
5. VERIFY ALL UNDERGROUND UTILITY LOCATIONS BEFORE BEGINNING ANY UNDERGROUND WORK. DO NOT DAMAGE ANY EXISTING UTILITIES OR NCDOT CABLES DURING CONSTRUCTION.

DOCUMENT NOT CONSIDERED FINAL  
 UNLESS ALL SIGNATURES COMPLETED

**HNTB**  
 HNTB NORTH CAROLINA, P.C.  
 343 E. Six Forks Road, Suite 200  
 Raleigh, North Carolina 27609  
 NC License No: C-1554  
 (919) 546-8997

Plans Prepared for:  250 N. Greenfield Place, Garner, NC 27529	US 70 HAVELOCK BYPASS DMS-4 ELEVATION		SEAL  NATASHA R. SIMMONS
	Division 02 PLAN DATE: August 2018 PREPARED BY: N.C. Harmon	Craven Co. REVIEWED BY: T.R. Terrell REVIEWED BY: N.R. Simmons	





SMALL DMS (TYPE B)  
 ESTIMATED DIMENSION : 15' X 8'  
 MAXIMUM DEADLOAD : 1500 LBS

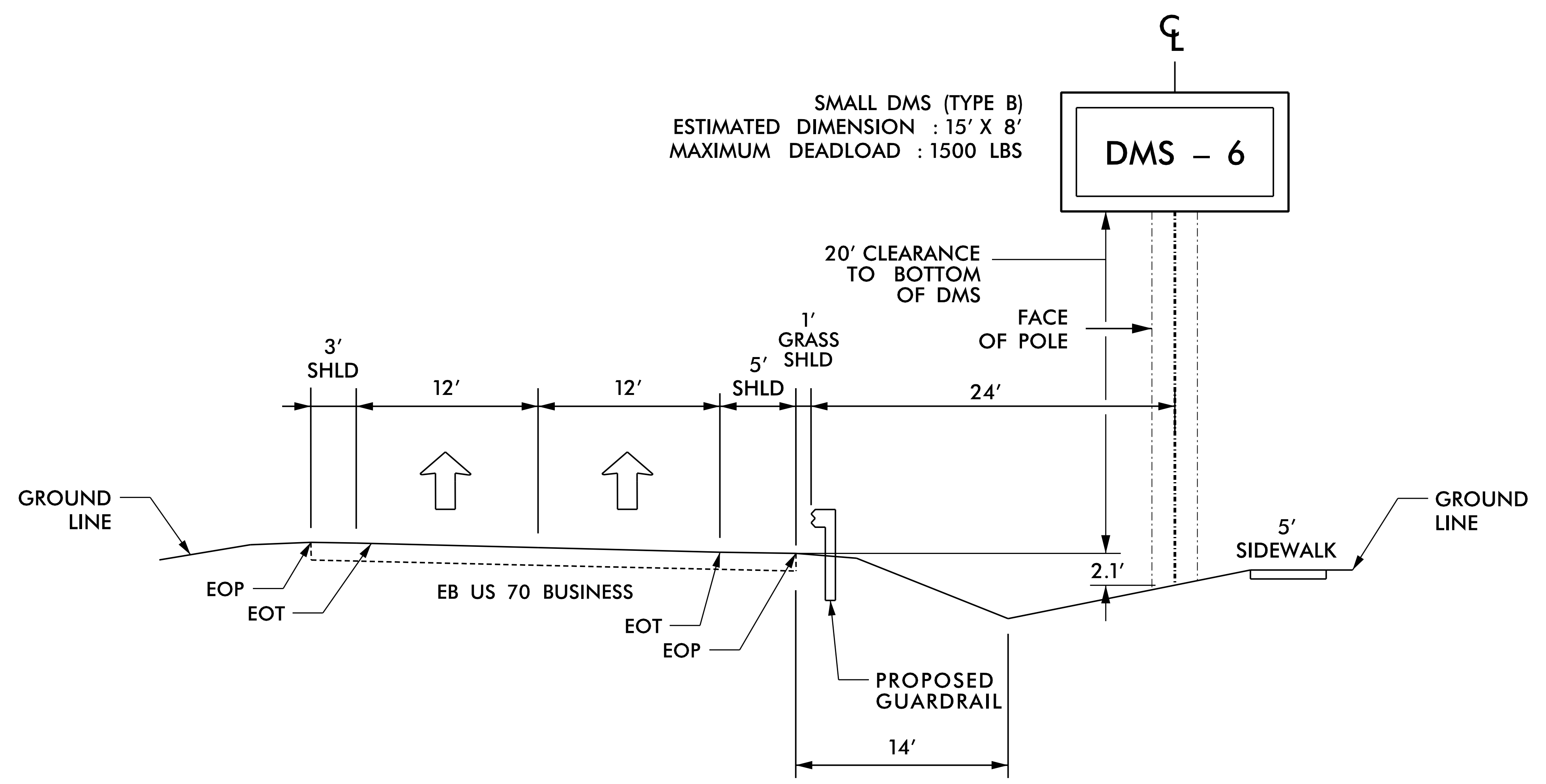
NOTES:

1. FIELD VERIFY ALL FOOTING ELEVATIONS AND GROUND SLOPES AT THE FOOTING USING THE LATEST NCDOT STANDARD SPECIFICATIONS FOR ROADS AND STRUCTURES. CONTRACTOR IS RESPONSIBLE FOR FURNISHING ELEVATION DRAWINGS FOR ENGINEER'S APPROVAL.
2. USE ACTUAL DIMENSIONS AND WEIGHT OF THE DMS TO COMPLETE THE DESIGN OF THE DMS STRUCTURE.
3. ENSURE THAT THE TOP OF THE FOOTING EXTENDS AT LEAST 6 INCHES AND NOT MORE THAN 24 INCHES ABOVE THE HIGHEST POINT OF THE GROUND SURFACE AT THE FOOTING.
4. DESIGN AND CONSTRUCT THE PEDESTAL STRUCTURE AND DMS ENCLOSURE TO WITHSTAND WIND VELOCITIES OF 130 MPH.
5. VERIFY ALL UNDERGROUND UTILITY LOCATIONS BEFORE BEGINNING ANY UNDERGROUND WORK. DO NOT DAMAGE ANY EXISTING UTILITIES OR NCDOT CABLES DURING CONSTRUCTION.

DOCUMENT NOT CONSIDERED FINAL  
 UNLESS ALL SIGNATURES COMPLETED

**HNTB**  
 HNTB NORTH CAROLINA, P.C.  
 343 E. Six Forks Road, Suite 200  
 Raleigh, North Carolina 27609  
 NC License No: C-1554  
 (919) 546-8997

Plans Prepared for:  250 N. Greenfield Place, Garner, NC 27529	US 70 HAVELOCK BYPASS DMS-5 ELEVATION		SEAL  NATASHA R. SIMMONS ENGINEER
	Division 02 PLAN DATE: August 2018 PREPARED BY: A.H. Thornburg	Craven Co. Havelock REVIEWED BY: T.R. Terrell REVIEWED BY: N.R. Simmons	





NOTES:

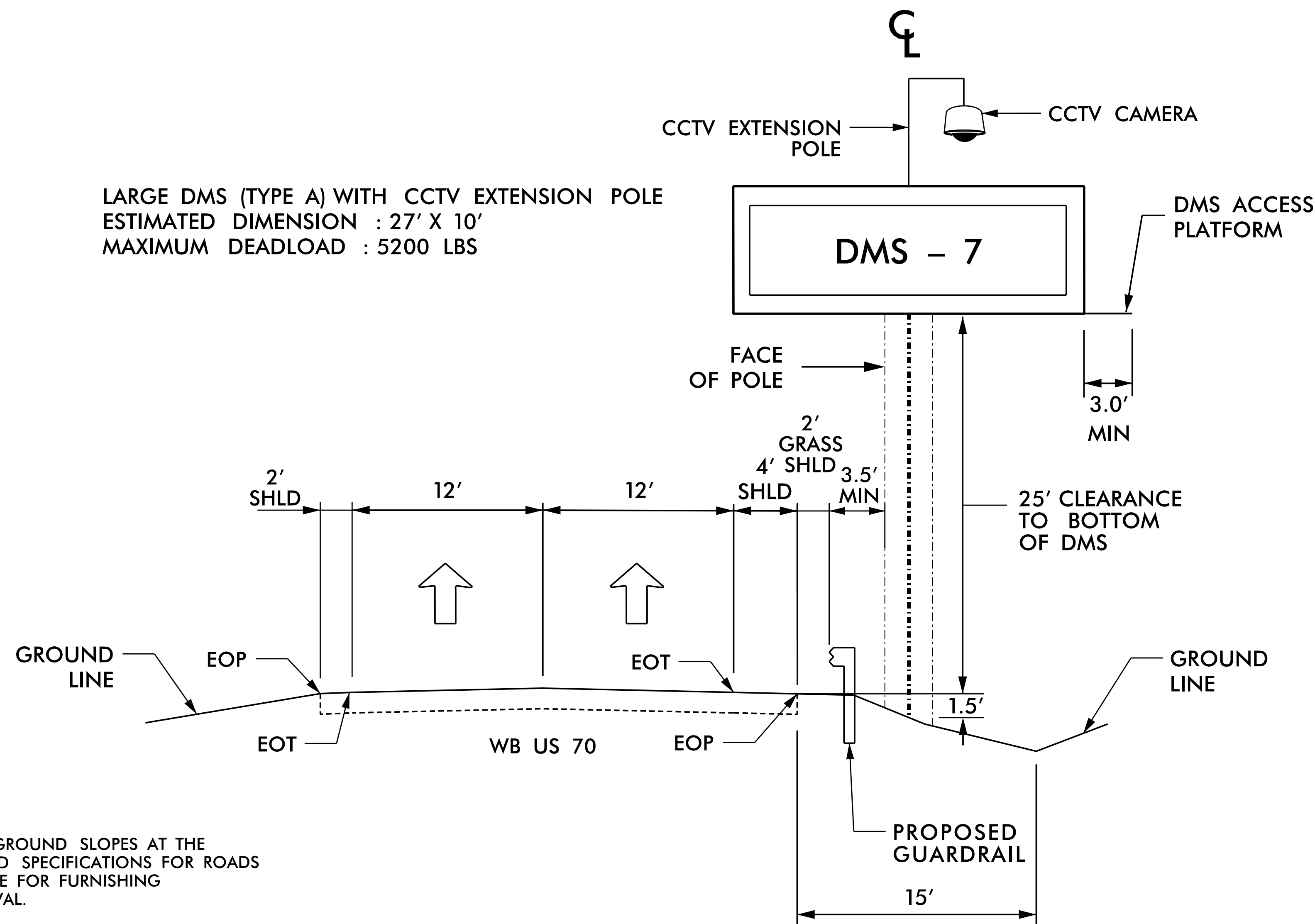
1. FIELD VERIFY ALL FOOTING ELEVATIONS AND GROUND SLOPES AT THE FOOTING USING THE LATEST NCDOT STANDARD SPECIFICATIONS FOR ROADS AND STRUCTURES. CONTRACTOR IS RESPONSIBLE FOR FURNISHING ELEVATION DRAWINGS FOR ENGINEER'S APPROVAL.
2. USE ACTUAL DIMENSIONS AND WEIGHT OF THE DMS TO COMPLETE THE DESIGN OF THE DMS STRUCTURE.
3. ENSURE THAT THE TOP OF THE FOOTING EXTENDS AT LEAST 6 INCHES AND NOT MORE THAN 24 INCHES ABOVE THE HIGHEST POINT OF THE GROUND SURFACE AT THE FOOTING.
4. DESIGN AND CONSTRUCT THE PEDESTAL STRUCTURE AND DMS ENCLOSURE TO WITHSTAND WIND VELOCITIES OF 130 MPH.
5. VERIFY ALL UNDERGROUND UTILITY LOCATIONS BEFORE BEGINNING ANY UNDERGROUND WORK. DO NOT DAMAGE ANY EXISTING UTILITIES OR NCDOT CABLES DURING CONSTRUCTION.

DOCUMENT NOT CONSIDERED FINAL  
UNLESS ALL SIGNATURES COMPLETED

**HNTB**  
 HNTB NORTH CAROLINA, P.C.  
 343 E. Six Forks Road, Suite 200  
 Raleigh, North Carolina 27609  
 NC License No: C-1554  
 (919) 546-8997

Plans Prepared for:  250 N. Greenfield Place, Garner, NC 27529	US 70 HAVELOCK BYPASS DMS-6 ELEVATION		SEAL  NATASHA R. SIMMONS ENGINEER
	Division 02 PLAN DATE: August 2018 PREPARED BY: A.H. Thornburg	Craven Co. REVIEWED BY: T.R. Terrell REVIEWED BY: N.R. Simmons	

DocuSigned by:  
 Natasha R. Simmons 12/7/2018  
 CADD File name: R1015 scp. 84-91.dgn





LARGE DMS (TYPE A) WITH CCTV EXTENSION POLE  
 ESTIMATED DIMENSION : 27' X 10'  
 MAXIMUM DEADLOAD : 5200 LBS

NOTES:

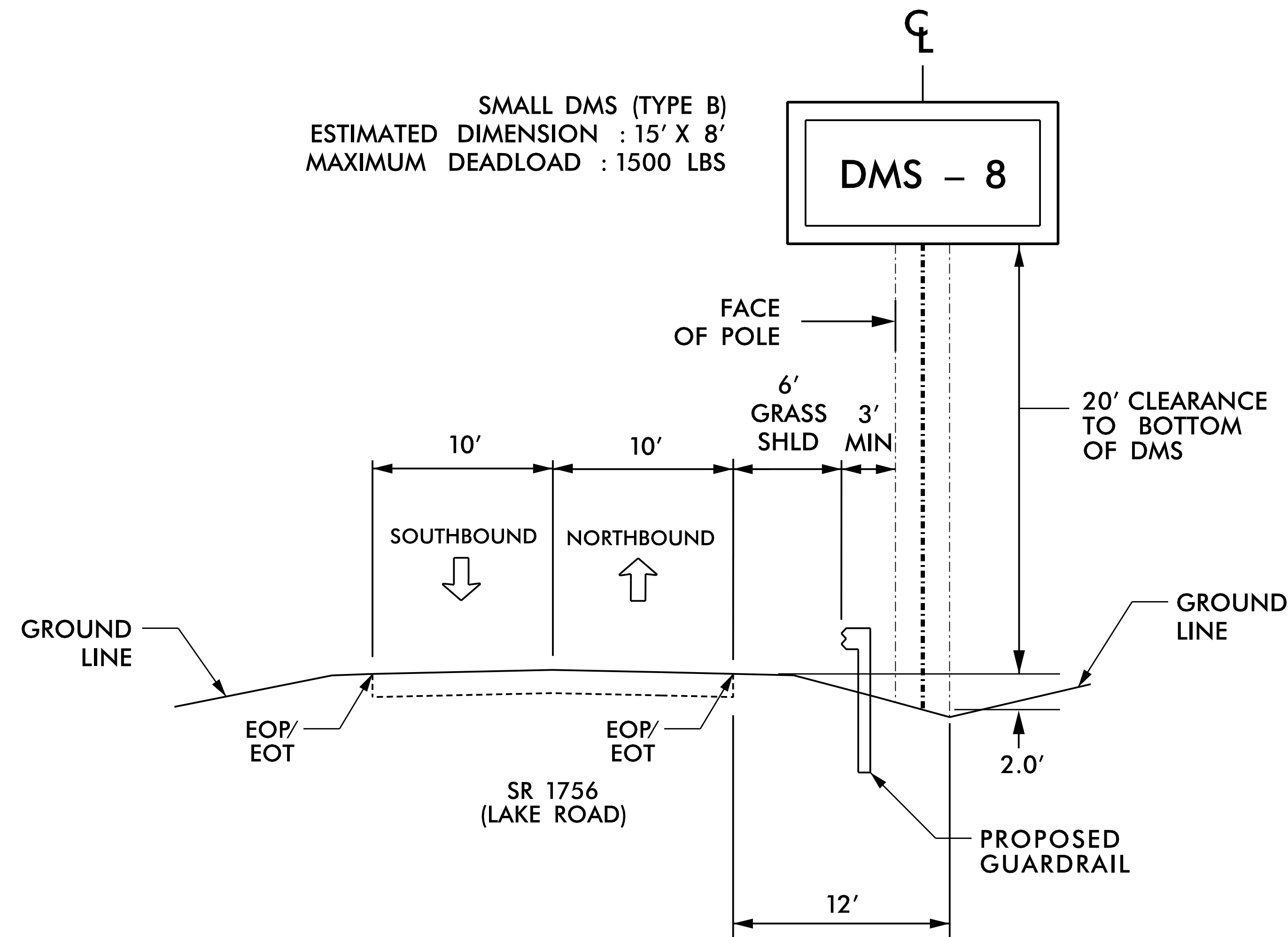
1. FIELD VERIFY ALL FOOTING ELEVATIONS AND GROUND SLOPES AT THE FOOTING USING THE LATEST NCDOT STANDARD SPECIFICATIONS FOR ROADS AND STRUCTURES. CONTRACTOR IS RESPONSIBLE FOR FURNISHING ELEVATION DRAWINGS FOR ENGINEER'S APPROVAL.
2. PROVIDE A FIXED LADDER LEADING TO THE ACCESS PLATFORM.
3. EQUIP THE LADDER WITH A SECURITY COVER (LADDER GUARD) AND LOCK. START THE FIRST LADDER RUNG NO MORE THAN 18 INCHES ABOVE A CONCRETE LANDING PAD. DESIGN RUNGS ON 12 INCH CENTER-TO-CENTER TYPICAL SPACING.
4. INSTALL A LEVEL CONCRETE LANDING PAD MEASURING A MINIMUM 4 INCHES DEEP, 24 INCHES WIDE, AND 36 INCHES LONG DIRECTLY BENEATH THE LADDER.
5. USE ACTUAL DIMENSIONS AND WEIGHT OF THE DMS TO COMPLETE THE DESIGN OF THE DMS STRUCTURE.
6. ENSURE THAT THE TOP OF THE FOOTING EXTENDS AT LEAST 6 INCHES AND NOT MORE THAN 24 INCHES ABOVE THE HIGHEST POINT OF THE GROUND SURFACE AT THE FOOTING.
7. DESIGN AND CONSTRUCT THE PEDESTAL STRUCTURE AND DMS ENCLOSURE TO WITHSTAND WIND VELOCITIES OF 130 MPH.
8. VERIFY ALL UNDERGROUND UTILITY LOCATIONS BEFORE BEGINNING ANY UNDERGROUND WORK. DO NOT DAMAGE ANY EXISTING UTILITIES OR NCDOT CABLES DURING CONSTRUCTION.
9. DESIGN THE STRUCTURE TO ACCOMODATE THE INSTALLATION OF THE DMS WITH A CCTV CAMERA EXTENSION POLE AS DESCRIBED IN THE PROJECT SPECIAL PROVISIONS.

DOCUMENT NOT CONSIDERED FINAL  
 UNLESS ALL SIGNATURES COMPLETED

**HNTB**  
 HNTB NORTH CAROLINA, P.C.  
 343 E. Six Forks Road, Suite 200  
 Raleigh, North Carolina 27609  
 NC License No: C-1554  
 (919) 546-8997

Plans Prepared for:  250 N. Greenfield Place, Garner, NC 27529	US 70 HAVELOCK BYPASS DMS-7 ELEVATION		SEAL  NATASHA R. SIMMONS
	Division 02 PLAN DATE: August 2018 PREPARED BY: A.H. Thornburg	Craven Co. REVIEWED BY: T.R. Terrell REVIEWED BY: N.R. Simmons	





NOTES:

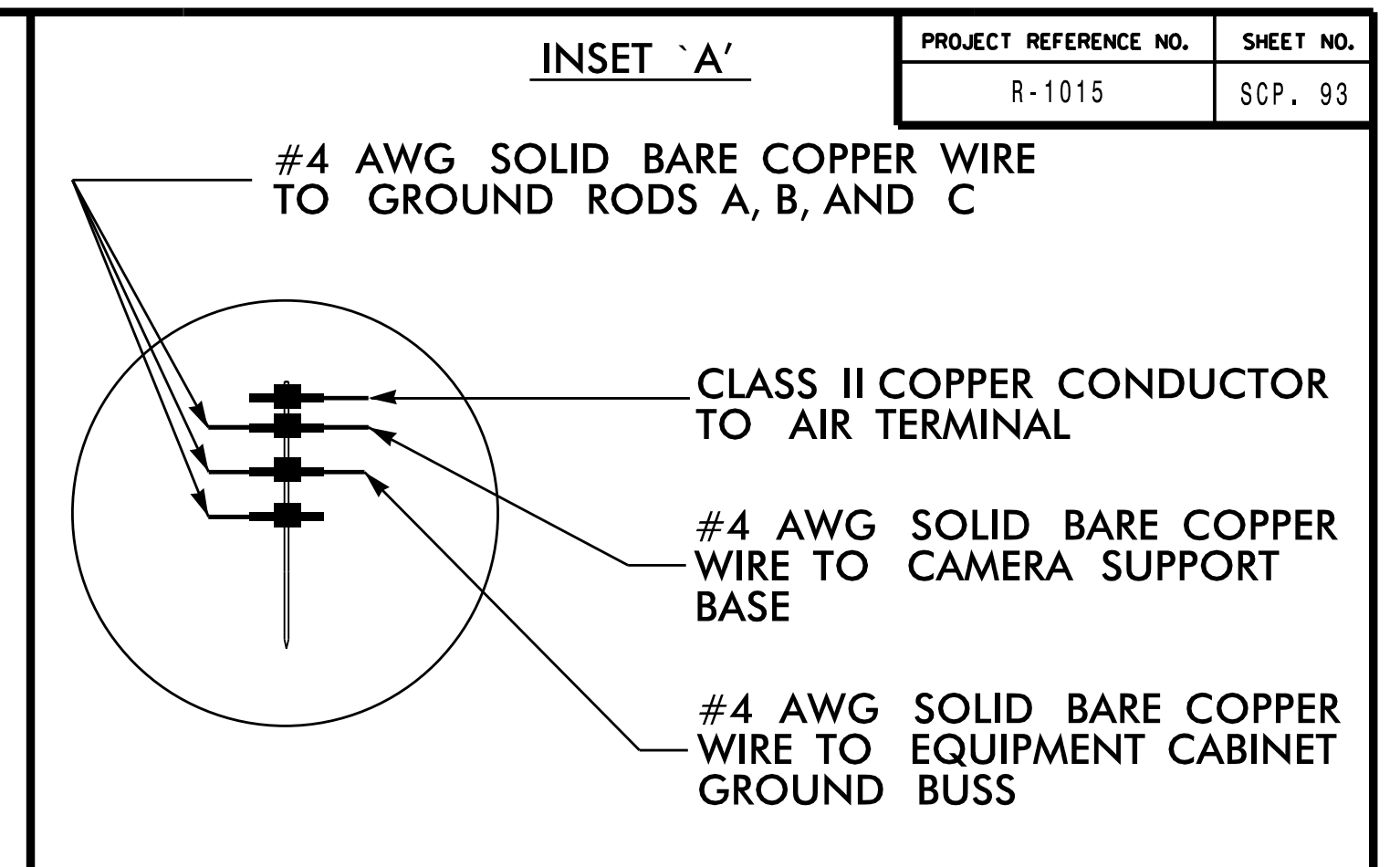
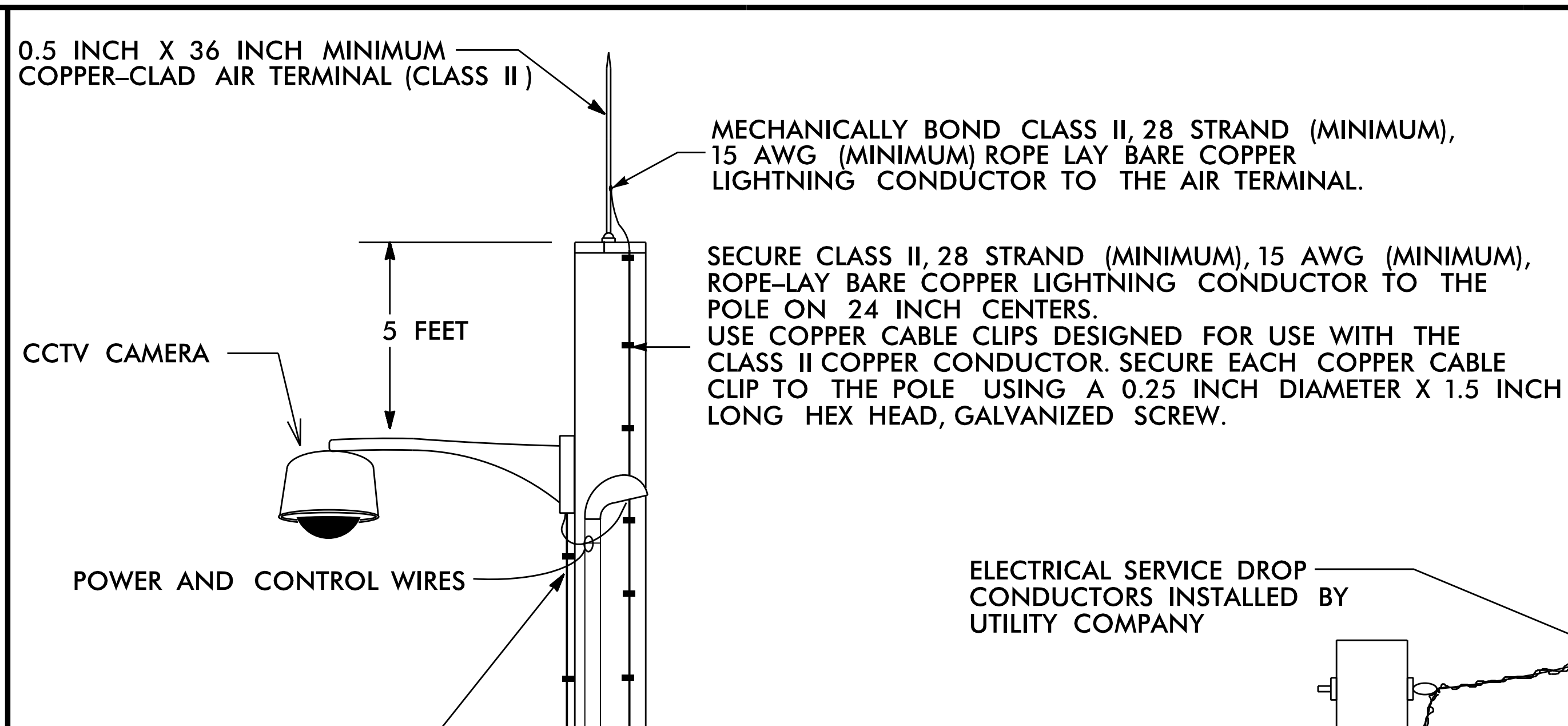
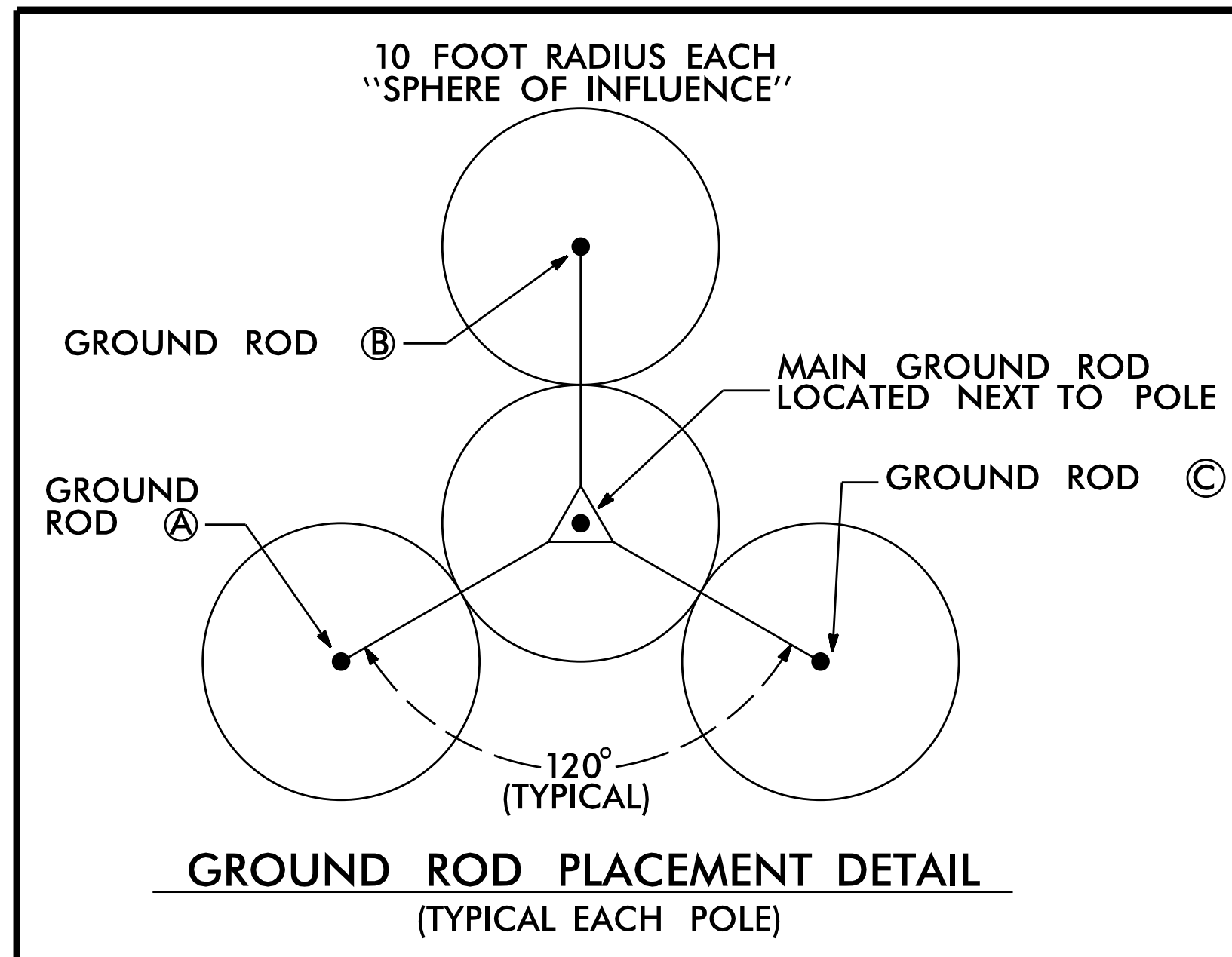
1. FIELD VERIFY ALL FOOTING ELEVATIONS AND GROUND SLOPES AT THE FOOTING USING THE LATEST NCDOT STANDARD SPECIFICATIONS FOR ROADS AND STRUCTURES. CONTRACTOR IS RESPONSIBLE FOR FURNISHING ELEVATION DRAWINGS FOR ENGINEER'S APPROVAL.
2. USE ACTUAL DIMENSIONS AND WEIGHT OF THE DMS TO COMPLETE THE DESIGN OF THE DMS STRUCTURE.
3. ENSURE THAT THE TOP OF THE FOOTING EXTENDS AT LEAST 6 INCHES AND NOT MORE THAN 24 INCHES ABOVE THE HIGHEST POINT OF THE GROUND SURFACE AT THE FOOTING.
4. DESIGN AND CONSTRUCT THE PEDESTAL STRUCTURE AND DMS ENCLOSURE TO WITHSTAND WIND VELOCITIES OF 130 MPH.
5. VERIFY ALL UNDERGROUND UTILITY LOCATIONS BEFORE BEGINNING ANY UNDERGROUND WORK. DO NOT DAMAGE ANY EXISTING UTILITIES OR NCDOT CABLES DURING CONSTRUCTION.

DOCUMENT NOT CONSIDERED FINAL  
UNLESS ALL SIGNATURES COMPLETED

**HNTB** HNTB NORTH CAROLINA, P.C.  
343 E. Six Forks Road, Suite 200  
Raleigh, North Carolina 27609  
NC License No: C-1554  
(919) 546-8997

	US 70 HAVELOCK BYPASS DMS-8 ELEVATION		
	Division 02 Craven Co. Havelock		
250 N. Greenfield Place, Garner, NC 27529	PLAN DATE: August 2018	REVIEWED BY: T.R. Terrell	
	PREPARED BY: A.H. Thornburg	REVIEWED BY: N.R. Simmons	
SCALE 0 5 1"=5'	REVISIONS	INIT. DATE	DocuSigned by: Natasha R. Simmons 12/7/2018 SEAL SIGNATURE DATE
			CADD Filename: R1015 scp. 84-91.dgn



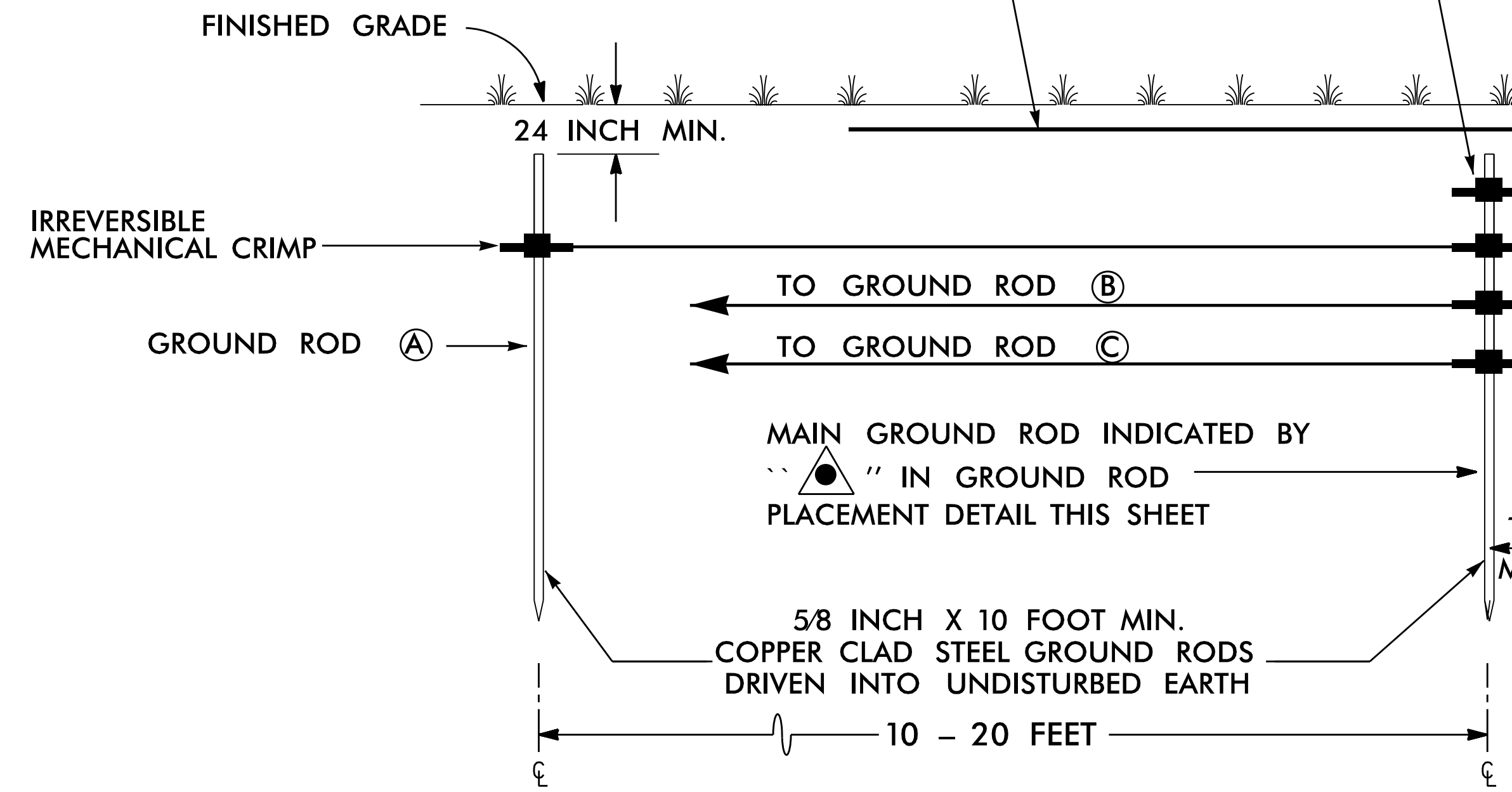


BOND #4 AWG SOLID BARE COPPER WIRE TO CAMERA SUPPORT BASE BY AN ALUMINUM TO COPPER #2 - #14 AWG LUG. ATTACH TO CAMERA BASE WITH A STAINLESS STEEL SELF TAPPING SCREW. REMOVE PAINT OR PROTECTIVE COATING WHERE ATTACHING LUG ONLY.

INSTALL 2-INCH PVC U-GUARD OVER COPPER CONDUCTOR FROM GROUND LEVEL TO 10 FEET (MINIMUM) ABOVE THE GROUND.

2-INCH RIGID GALVANIZED STEEL RISER FOR POWER AND CONTROL WIRES

INSTALL MARKER TAPE 12 INCHES BELOW GRADE AND ABOVE ALL GROUNDING CONDUCTORS.

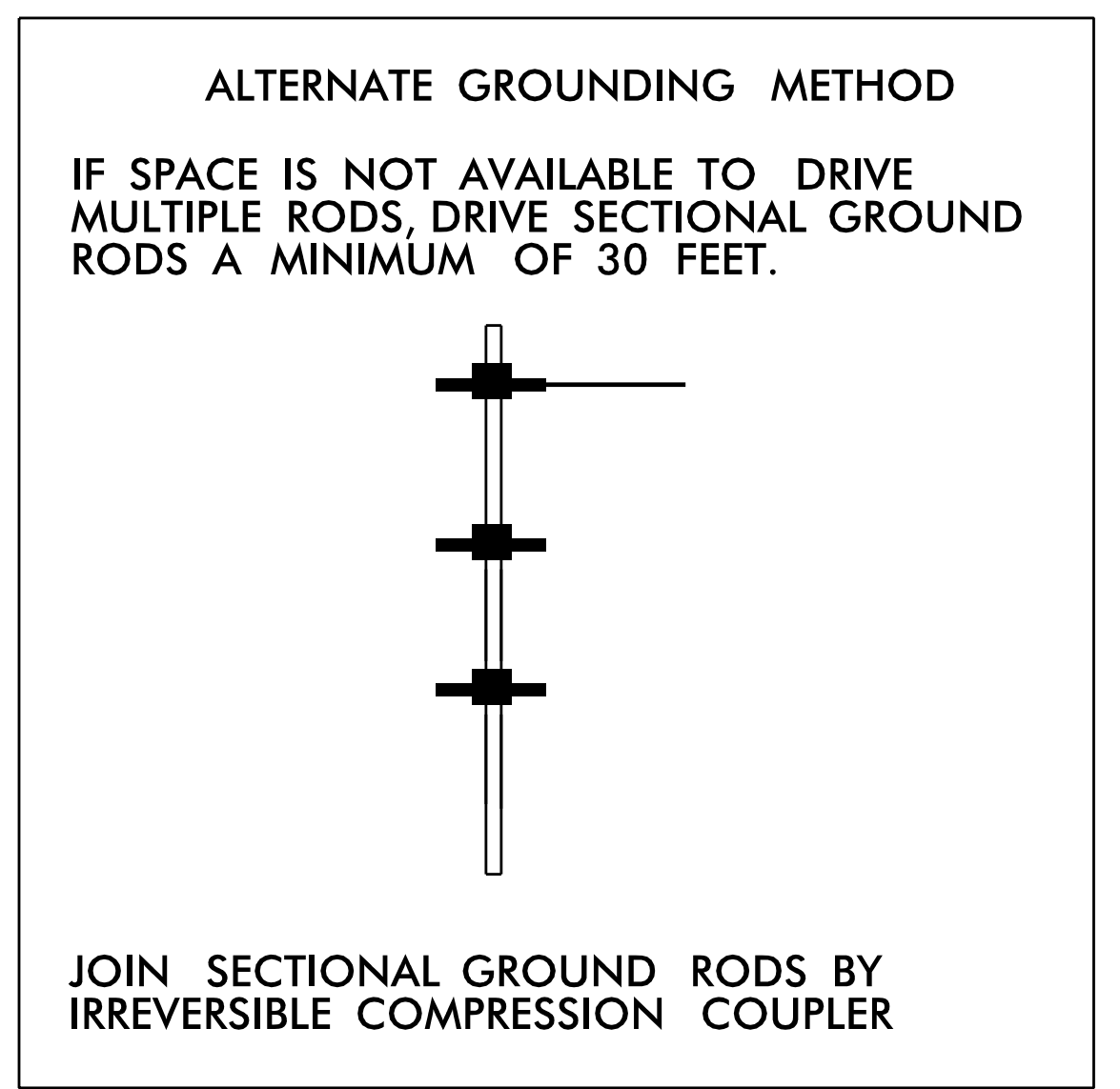


1 1/2-INCH RIGID GALVANIZED STEEL RISER WITH WEATHERHEAD

METER BASE /DISCONNECT COMBINATION PANEL

CONDUIT FOR FEEDER

TO EQUIPMENT CABINET GROUND BUSS



INSTALL ELECTRICAL SERVICE POLE NEAR RIGHT OF WAY OR AS DIRECTED BY THE ENGINEER.

**NOTES**

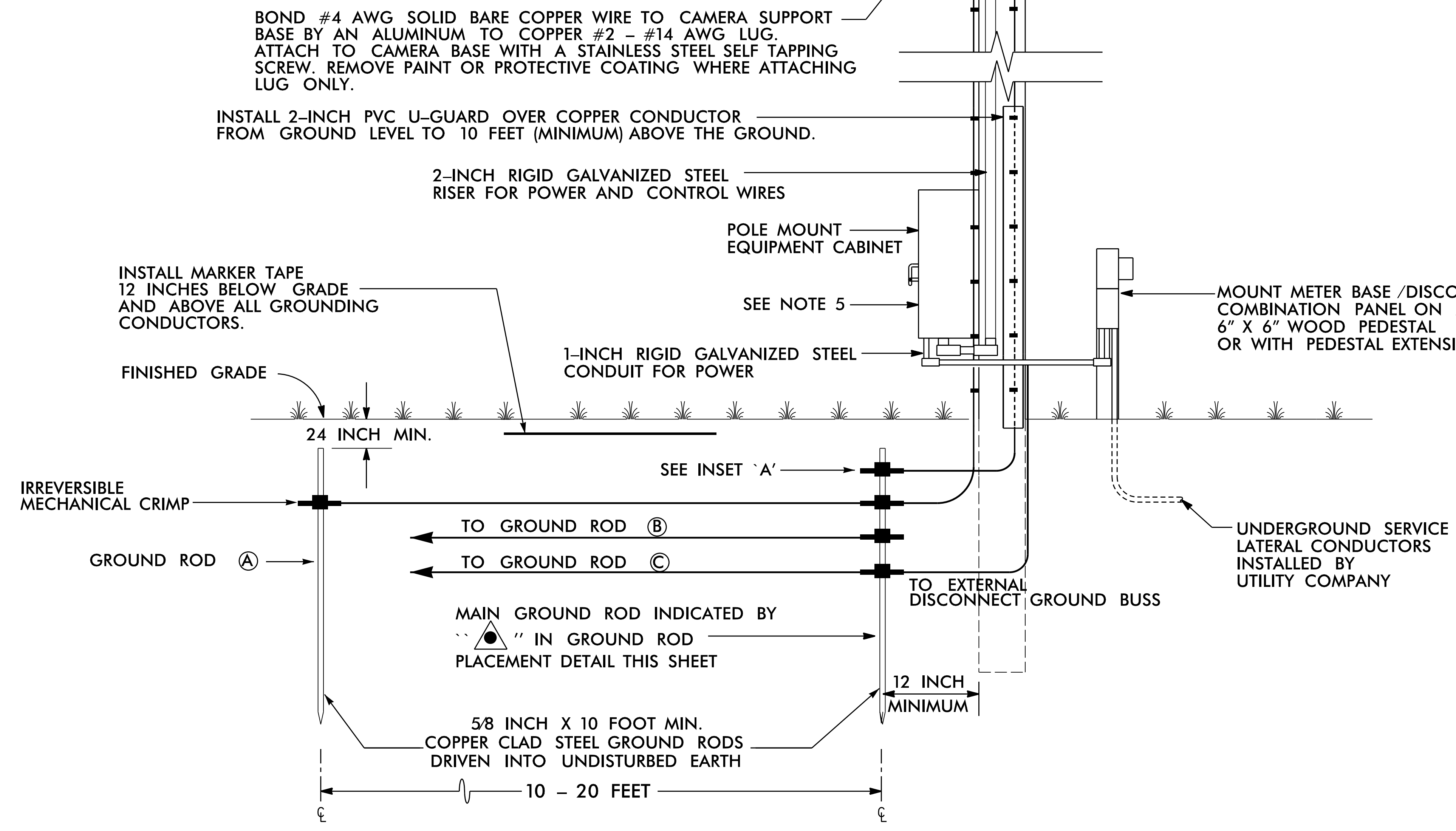
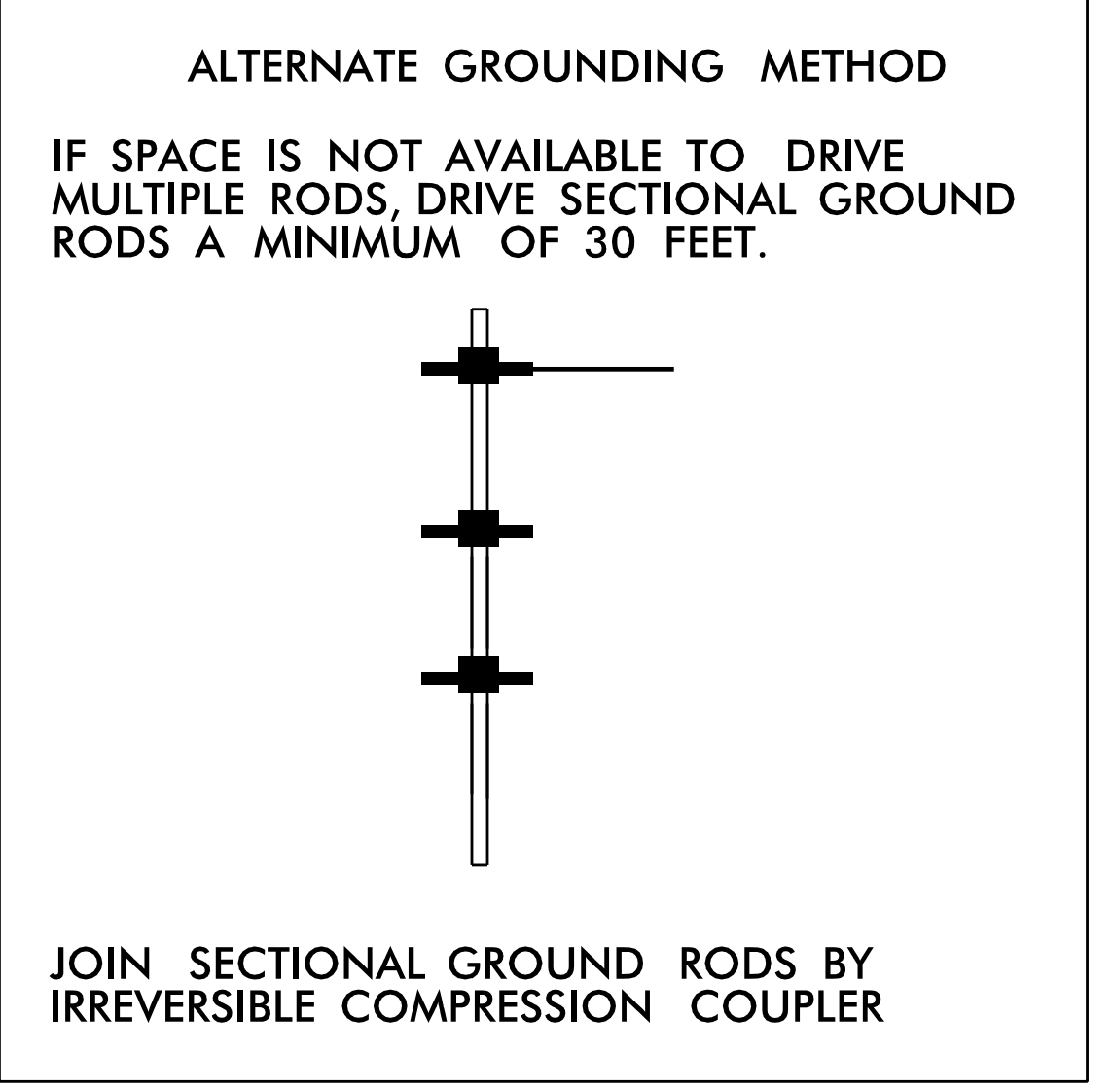
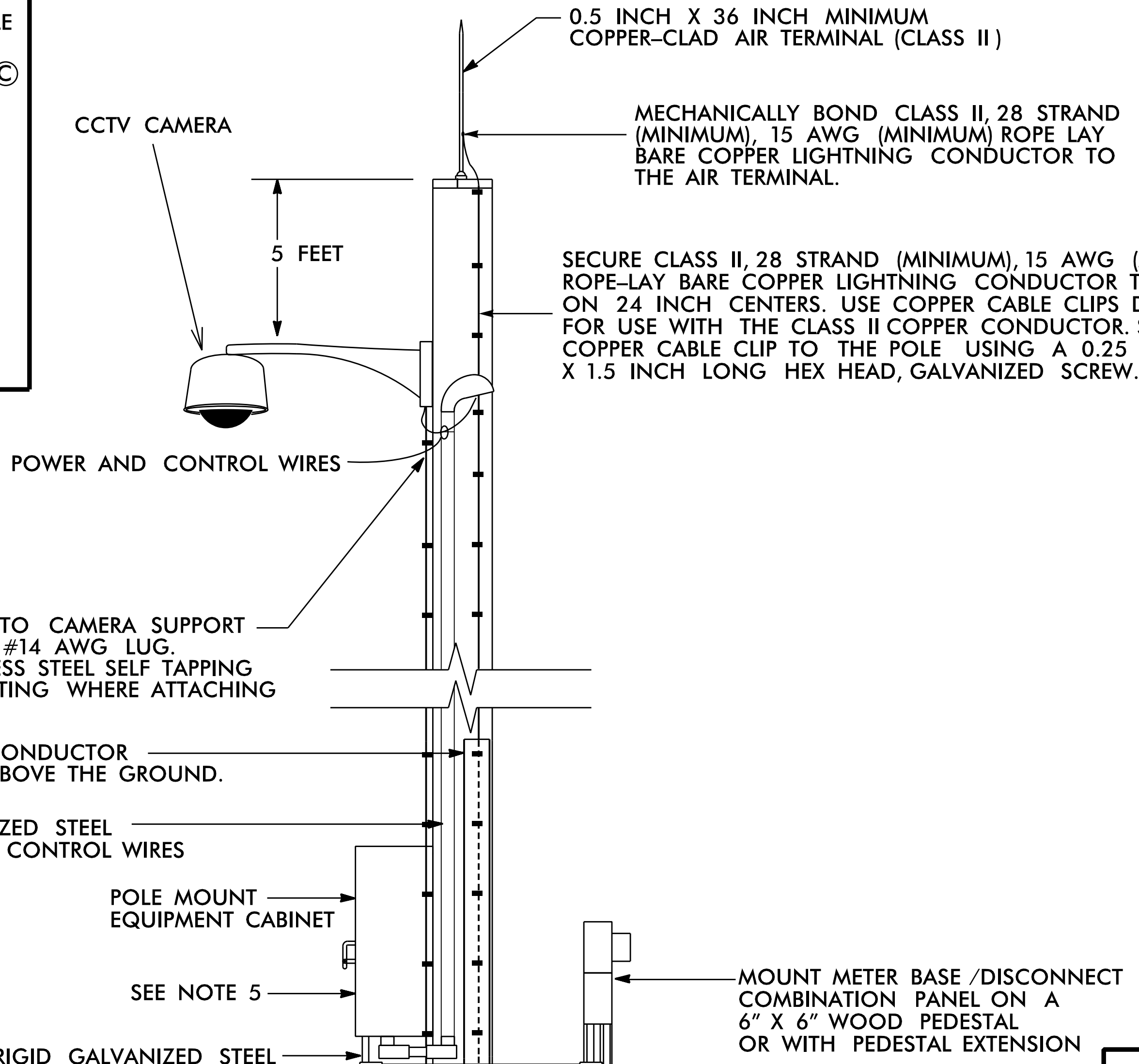
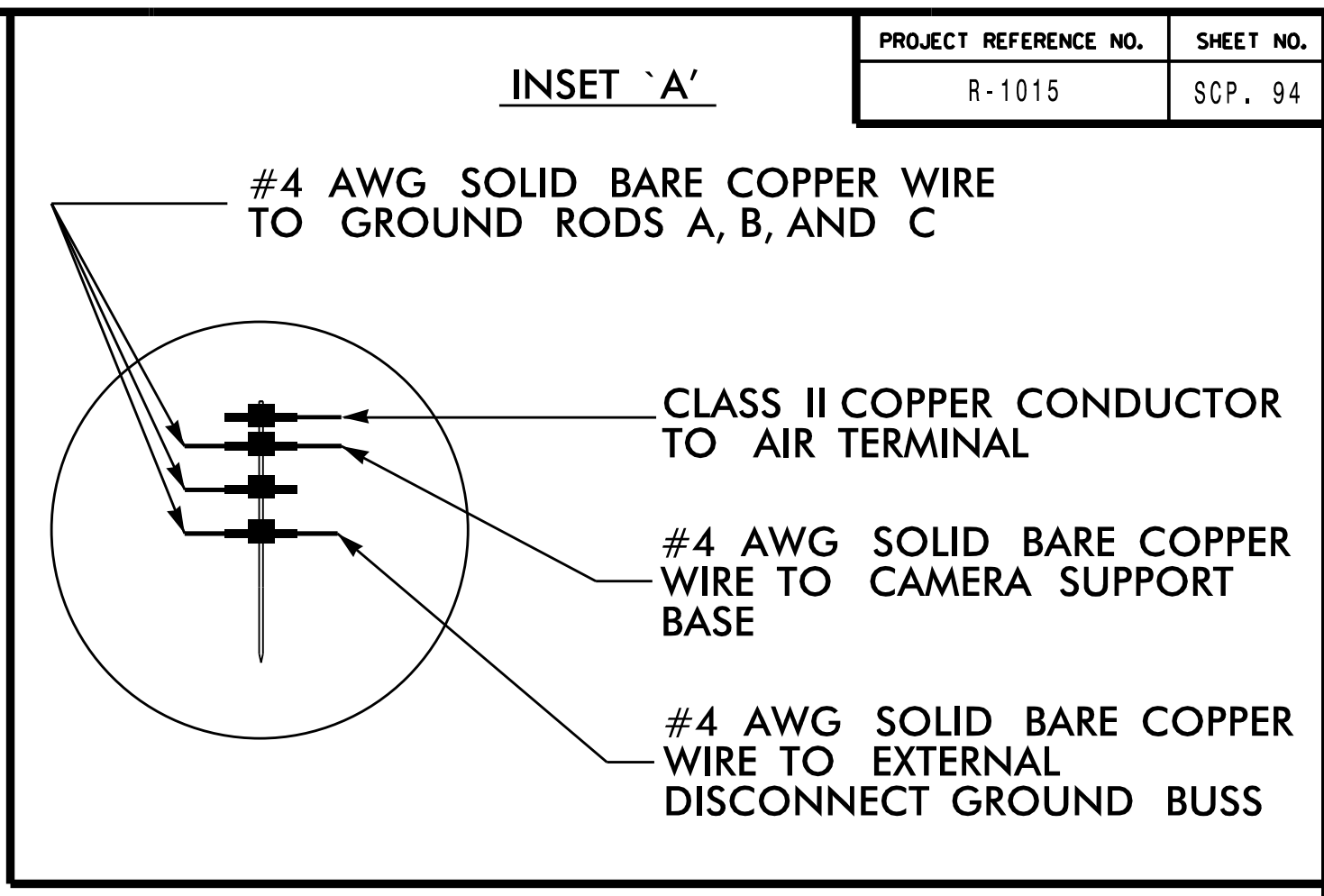
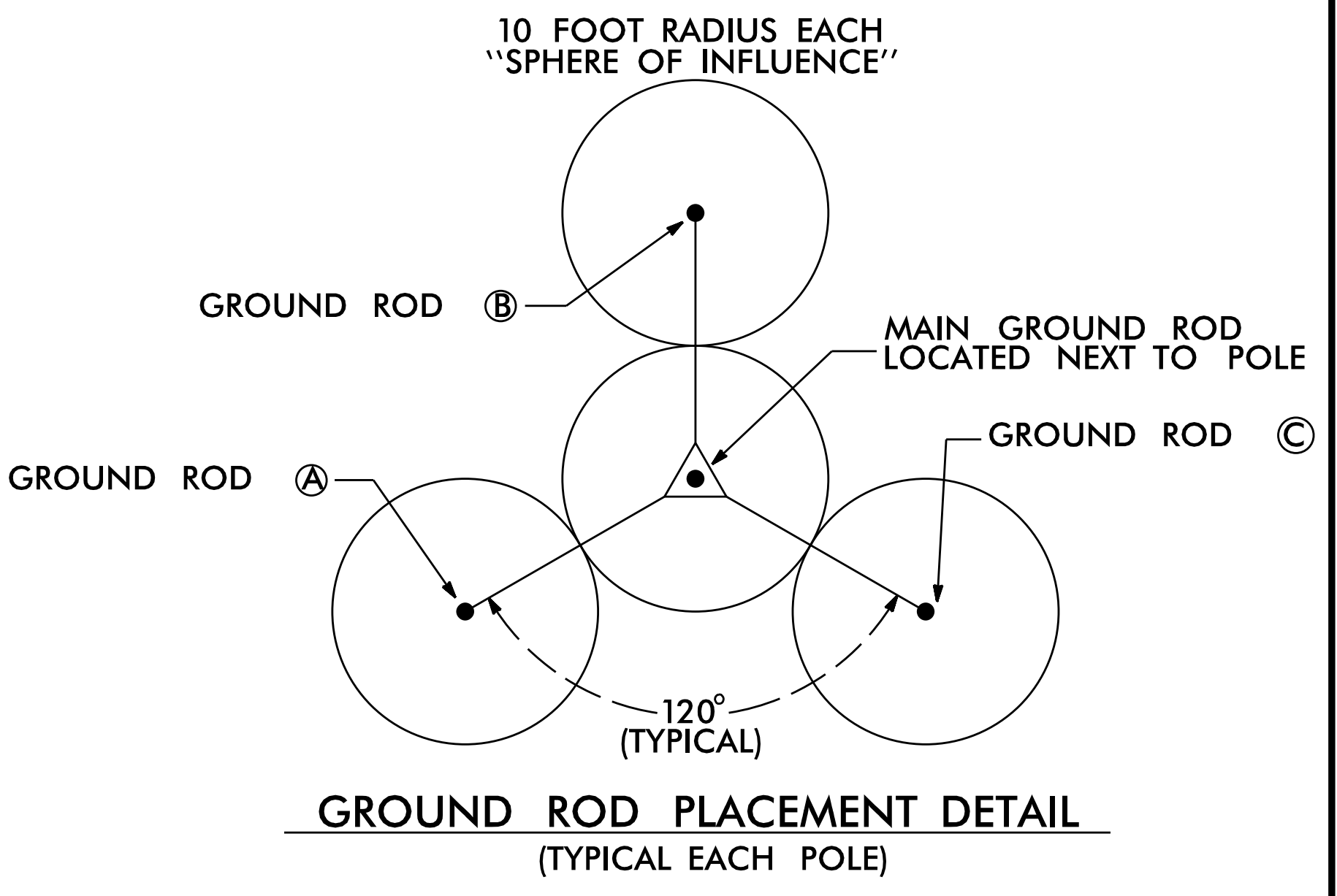
- BOND CLASS II, 28 STRAND (MINIMUM), 15 AWG (MINIMUM) ROPE-LAY BARE COPPER CONDUCTOR TO THE MAIN GROUND ROD BY AN IRREVERSIBLE MECHANICAL CRIMP METHOD. MAINTAIN MAXIMUM HORIZONTAL SEPARATION BETWEEN COPPER CONDUCTOR AND RISER.
- ALL CONNECTIONS TO GROUND RODS SHOULD BE MADE WITH AN IRREVERSIBLE MECHANICAL CRIMP METHOD.
- THE CONTRACTOR MAY, UPON APPROVAL OF THE ENGINEER, INSTALL A 30-FOOT SECTIONAL GROUND ROD FOR INSTANCES WHEN CONDITIONS WILL NOT ALLOW FOR THE INSTALLATION OF THE 3 - RADIAL GROUND RODS.
- INSTALL MARKER TAPE DIRECTLY ABOVE ALL GROUNDING ELECTRODES AND CONDUCTORS AT A DEPTH OF 12 INCHES.

**HNTB** HNTB NORTH CAROLINA, P.C.  
343 E. Six Forks Road, Suite 200  
Raleigh, North Carolina 27609  
NC License No: C-1554  
(919) 546-8997

DOCUMENT NOT CONSIDERED FINAL UNLESS ALL SIGNATURES COMPLETED

	Plans Prepared for: <b>US 70 HAVELOCK BYPASS</b> CCTV CAMERA INSTALLATION FOR WOOD POLES WITH AERIAL ELECTRICAL SERVICE TYPICAL DETAIL		
	Division 02 PLAN DATE: August 2018 PREPARED BY: N.K. Vlanich	Craven Co. Havelock REVIEWED BY: T.R. Terrell REVIEWED BY: N.R. Simmons	

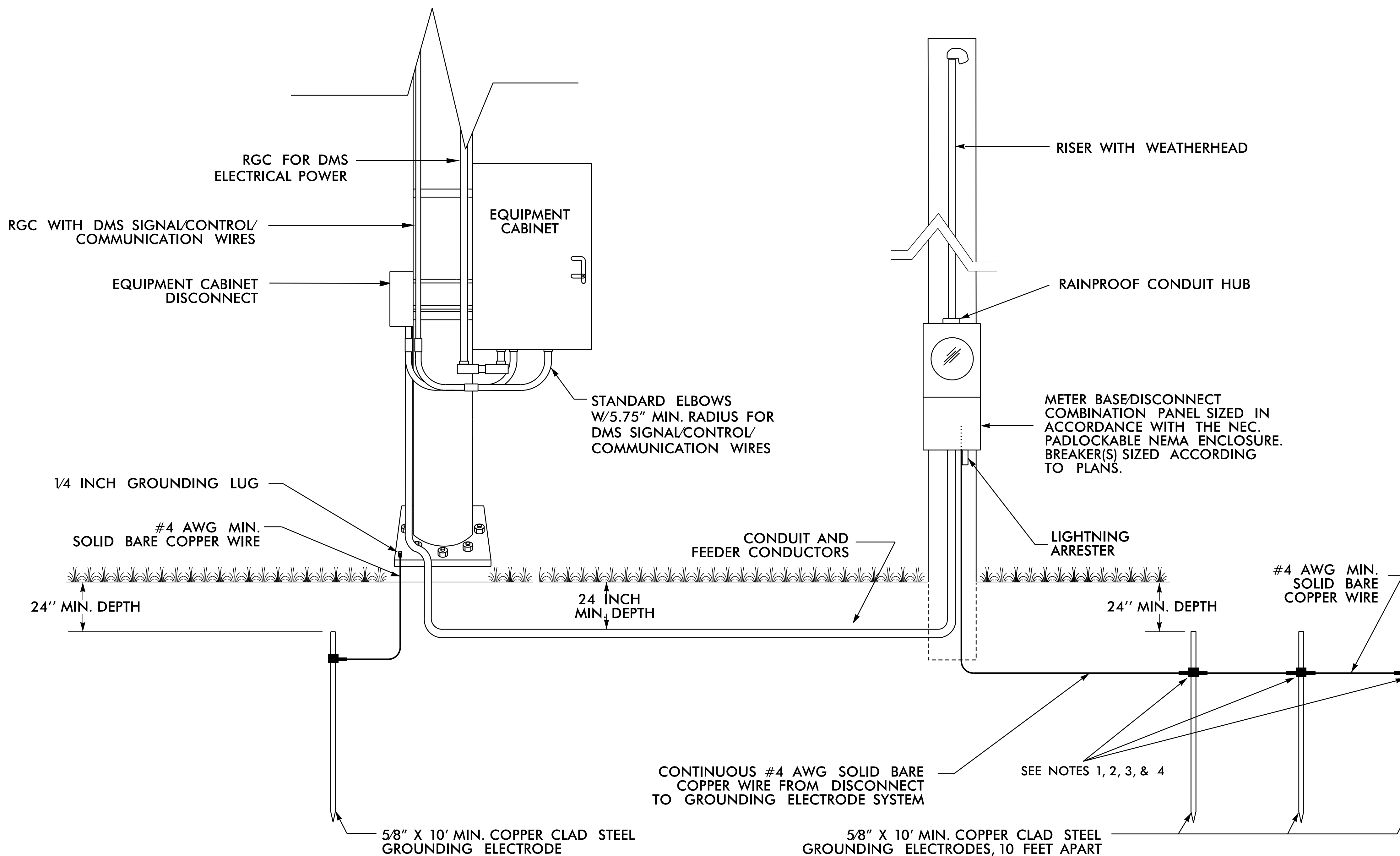




**NOTES**

1. BOND CLASS II, 28 STRAND (MINIMUM), 15 AWG (MINIMUM) ROPE-LAY BARE COPPER CONDUCTOR TO THE MAIN GROUND ROD BY AN IRREVERSIBLE MECHANICAL CRIMP. MAINTAIN MAXIMUM HORIZONTAL SEPARATION BETWEEN COPPER CONDUCTOR AND RISER.
  2. ALL CONNECTIONS TO GROUND RODS SHOULD BE MADE WITH AN IRREVERSIBLE MECHANICAL CRIMP METHOD.
  3. THE CONTRACTOR MAY, UPON APPROVAL OF THE ENGINEER, INSTALL A 30-FOOT SECTIONAL GROUND ROD FOR INSTANCES WHEN CONDITIONS WILL NOT ALLOW FOR THE INSTALLATION OF THE 3 - RADIAL GROUND RODS.
  4. INSTALL MARKER TAPE DIRECTLY ABOVE ALL GROUNDING ELECTRODES AND CONDUCTORS AT A DEPTH OF 12 INCHES.
  5. REMOVE BONDING JUMPER BETWEEN EQUIPMENT CABINET GROUND BUSS AND NEUTRAL BUSS.
- DOCUMENT NOT CONSIDERED FINAL UNLESS ALL SIGNATURES COMPLETED**

	<p>Plans Prepared for:</p> <p><b>US 70 HAVELOCK BYPASS</b></p> <p>CCTV CAMERA INSTALLATION FOR WOOD POLES WITH UNDERGROUND ELECTRICAL SERVICE TYPICAL DETAIL</p> <p>Division 02 Craven Co. Havelock</p>		<p>SCALE</p> <p>NONE</p>
	<p>PLAN DATE: August 2018</p> <p>PREPARED BY: N.K. Vlanich</p>	<p>REVIEWED BY: T.R. Terrell</p> <p>REVIEWED BY: N.R. Simmons</p>	
<p>250 N. Greenfield Place, Garner, NC 27529</p> <p>CADD File name: R1015_scp_94.dgn</p>			





**NOTES**

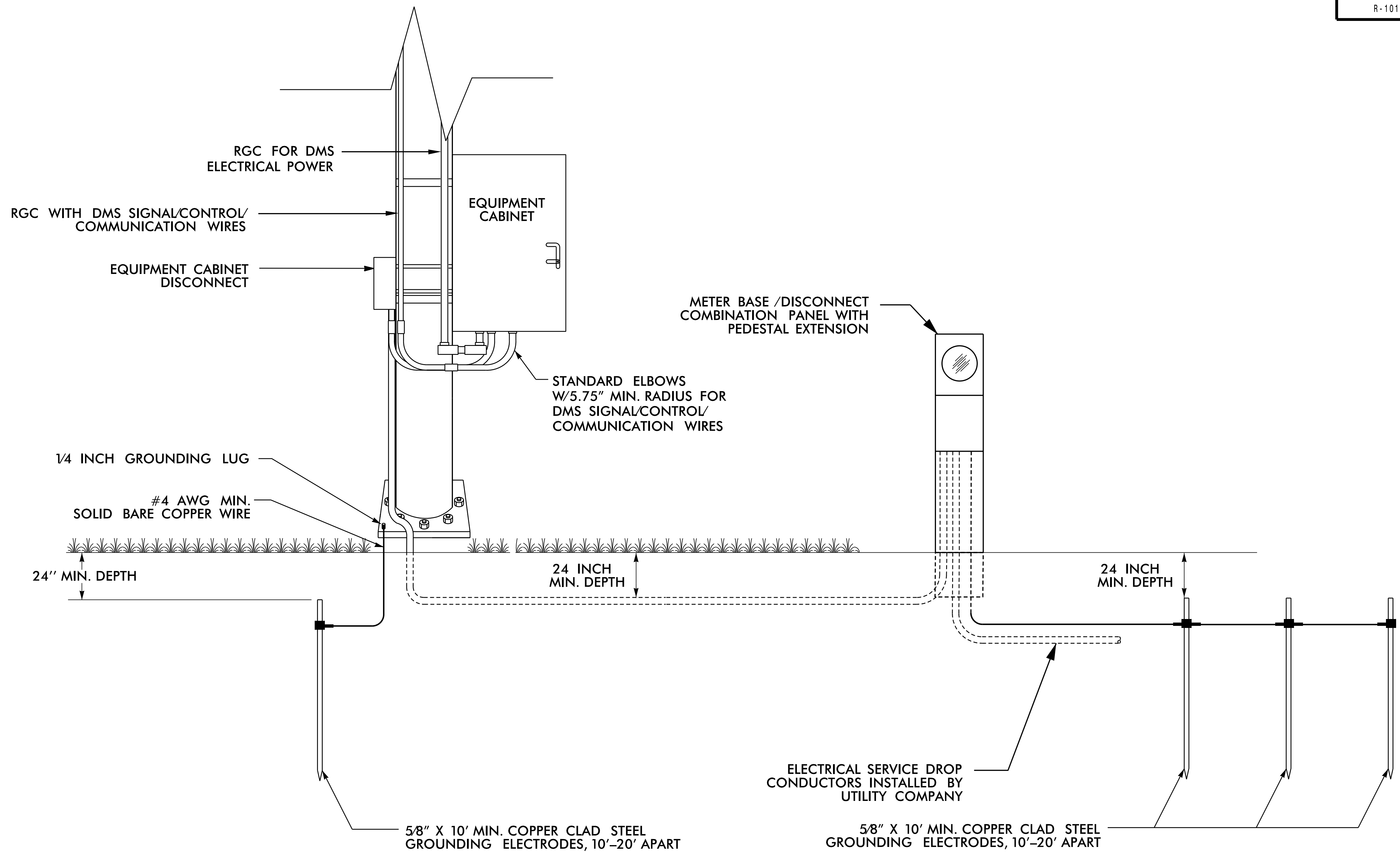
1. INSTALL A MINIMUM OF 3 GROUNDING ELECTRODES SPACED A MINIMUM OF 10 FEET APART. ENSURE THAT EXISTING UNDERGROUND FACILITIES ARE NOT DAMAGED DURING INSTALLATION.
2. TEST GROUNDING SYSTEM USING AN APPROVED METHOD. SYSTEM SHALL MEASURE TWENTY (20) OHMS OR LESS. ADDITIONAL GROUNDING ELECTRODES SHALL BE INSTALLED AS DIRECTED BY THE ENGINEER TO MEET THIS REQUIREMENT.
3. IRREVERSABLE MECHANICAL CRIMP ALL CONNECTIONS TO GROUND RODS.
4. INSTALL MARKER TAPE DIRECTLY ABOVE ALL GROUNDING ELECTRODES AND CONDUCTORS AT A DEPTH OF 12 INCHES.
5. REMOVE BONDING JUMPER IN EQUIPMENT CABINET IF INSTALLED BETWEEN AC NEUTRAL AND EQUIPMENT GROUND.
6. BOND ALL RIGID GALVANIZED STEEL CONDUITS ENTERING THE CABINET TO "EQUIPMENT GROUND".
7. INSTALL CONDUIT BETWEEN DISCONNECT AND CABINET.
8. ENSURE EQUIPMENT GROUND IS ELECTRICALLY BONDED TO CABINET.

**HNTB**  
 HNTB NORTH CAROLINA, P.C.  
 343 E. Six Forks Road, Suite 200  
 Raleigh, North Carolina 27609  
 NC License No: C-1554  
 (919) 546-8997

DOCUMENT NOT CONSIDERED FINAL  
 UNLESS ALL SIGNATURES COMPLETED

Plans Prepared for:  250 N. Greenfield Place, Garner, NC 27529	US 70 HAVELOCK BYPASS DYNAMIC MESSAGE SIGN NEW ELECTRICAL SERVICE AND GROUNDING DETAIL		SEAL  SEAL 031464 NATASHA R. SIMMONS ENGINEER
	Division 02 PLAN DATE: August 2018 PREPARED BY: N.K. Vlanich	Craven Co. Havelock REVIEWED BY: T.R. Terrell REVIEWED BY: N.R. Simmons	
SCALE NONE	DocuSigned by: Natasha R. Simmons 12/7/2018 FIDAB8DF3AD445A SIGNATURE DATE CADD File name: R1015 scp 95.dgn		







NOTES:

1. INSTALL A MINIMUM OF THREE (3) GROUNDING ELECTRODES SPACED A MINIMUM OF 10 FEET APART. ENSURE THAT EXISTING UNDERGROUND FACILITIES ARE NOT DAMAGED DURING INSTALLATION.
2. TEST GROUNDING SYSTEM USING AN APPROVED METHOD. SYSTEM SHALL MEASURE TWENTY (20) OHMS OR LESS. ADDITIONAL GROUNDING ELECTRODES SHALL BE INSTALLED AS DIRECTED BY THE ENGINEER TO MEET THIS REQUIREMENT.
3. IRREVERSABLE MECHANICAL CRIMP ALL CONNECTIONS TO GROUND RODS.
4. INSTALL MARKER TAPE DIRECTLY ABOVE ALL GROUNDING ELECTRODES AND CONDUCTORS AT A DEPTH OF 12 INCHES.
5. REMOVE BONDING JUMPER IN EQUIPMENT CABINET IF INSTALLED BETWEEN AC NEUTRAL AND EQUIPMENT GROUND.
6. BOND ALL RIGID GALVANIZED STEEL CONDUITS ENTERING THE CABINET TO "EQUIPMENT GROUND".
7. INSTALL CONDUIT BETWEEN DISCONNECT AND CABINET.
8. ENSURE EQUIPMENT GROUND IS ELECTRICALLY BONDED TO CABINET.

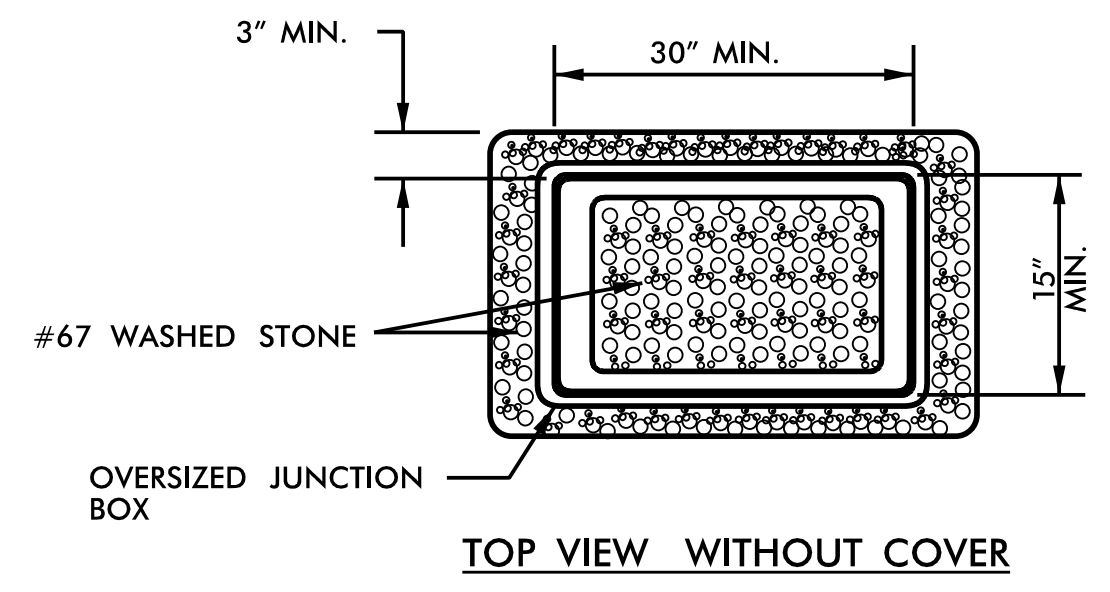
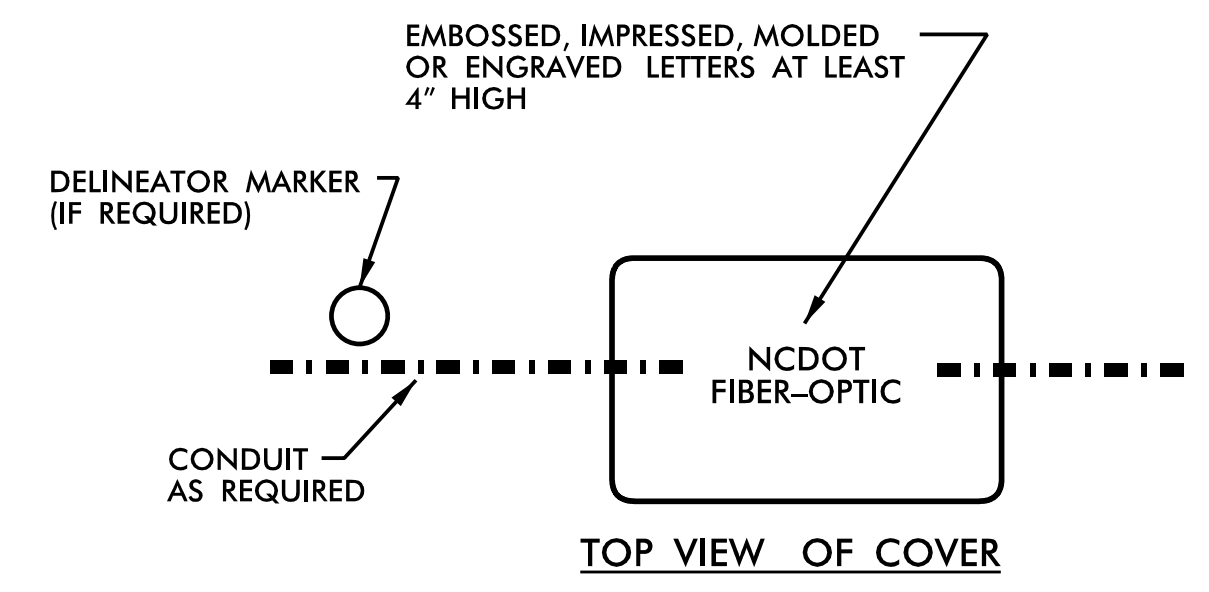
DOCUMENT NOT CONSIDERED FINAL  
UNLESS ALL SIGNATURES COMPLETED

**HNTB**  
 HNTB NORTH CAROLINA, P.C.  
 343 E. Six Forks Road, Suite 200  
 Raleigh, North Carolina 27609  
 NC License No: C-1554  
 (919) 546-8997

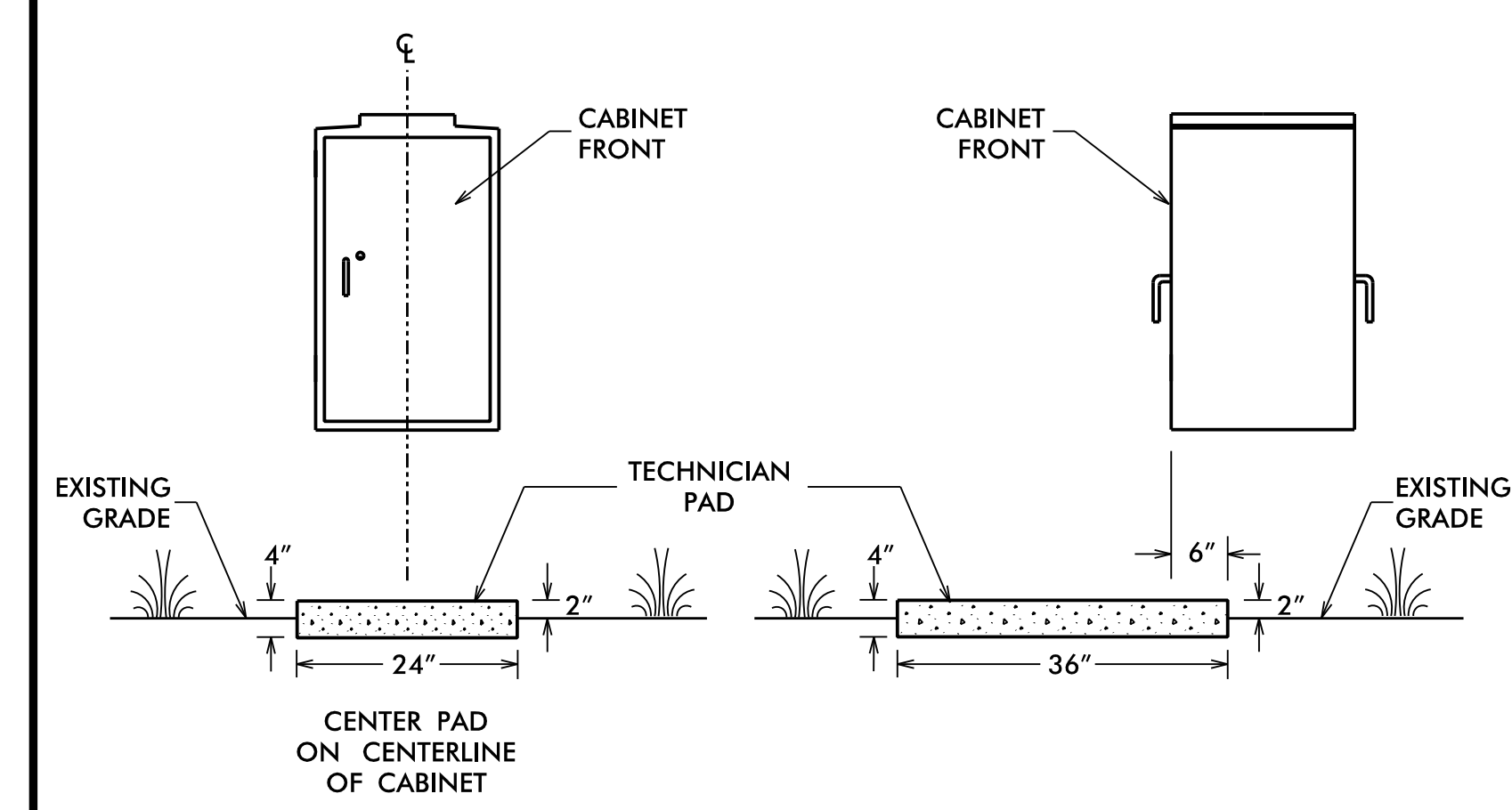
Plans Prepared for:  250 N. Greenfield Place, Garner, NC 27529	US 70 HAVELOCK BYPASS DYNAMIC MESSAGE SIGN NEW ELECTRICAL SERVICE AND GROUNDING DETAIL		SEAL  NATASHA R. SIMMONS ENGINEER
	Division 02 PLAN DATE: August 2018 PREPARED BY: N.K. Vlanich	Craven Co. Havelock REVIEWED BY: T.R. Terrell REVIEWED BY: N.R. Simmons	

DocuSigned by:  
 Natasha R. Simmons 12/7/2018  
 CADD Filename: R1015\_scp\_96.dgn





**OVERSIZED HEAVY DUTY JUNCTION BOX TYPICAL DETAIL**



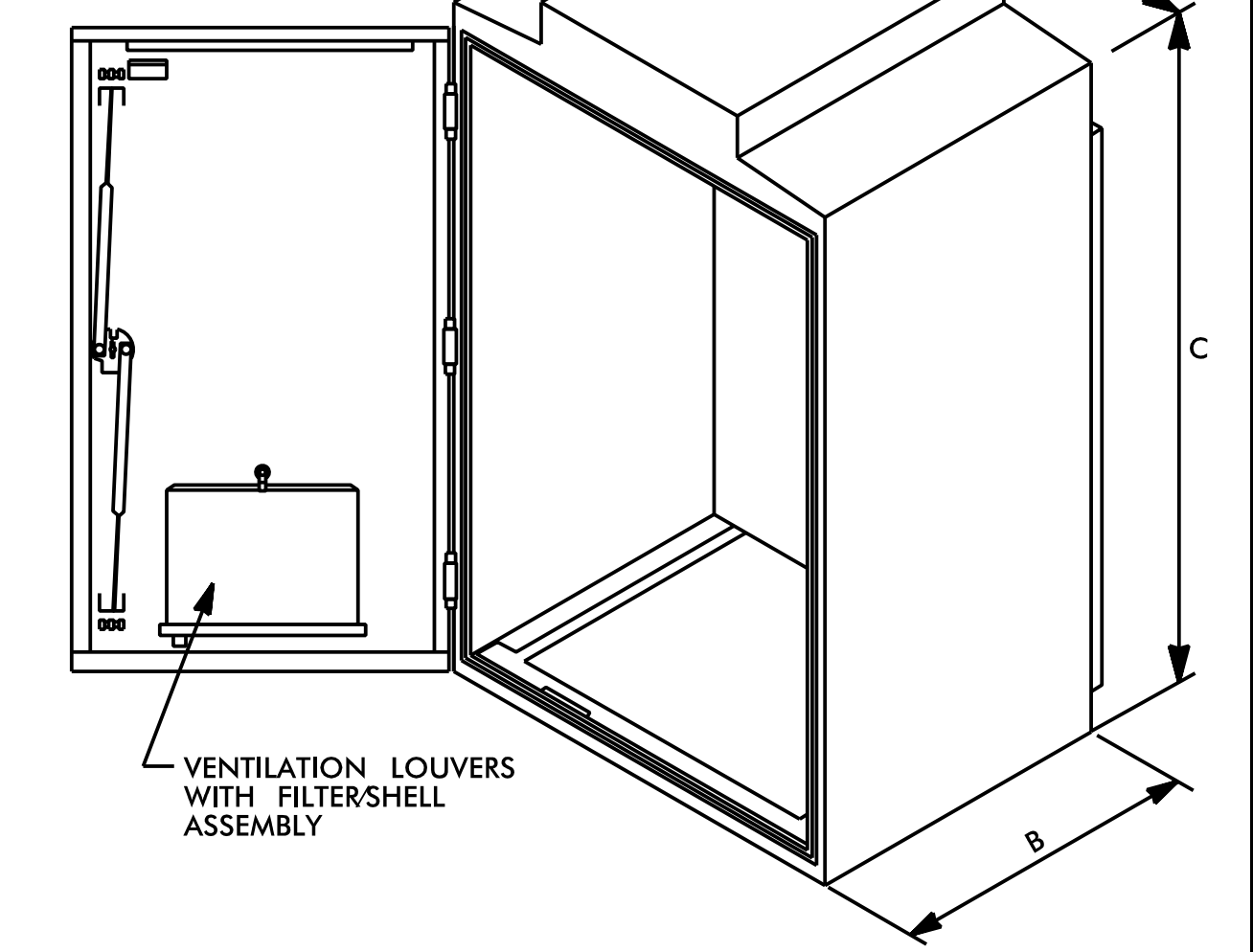
**CABINET HOUSING DIMENSIONS**

336S

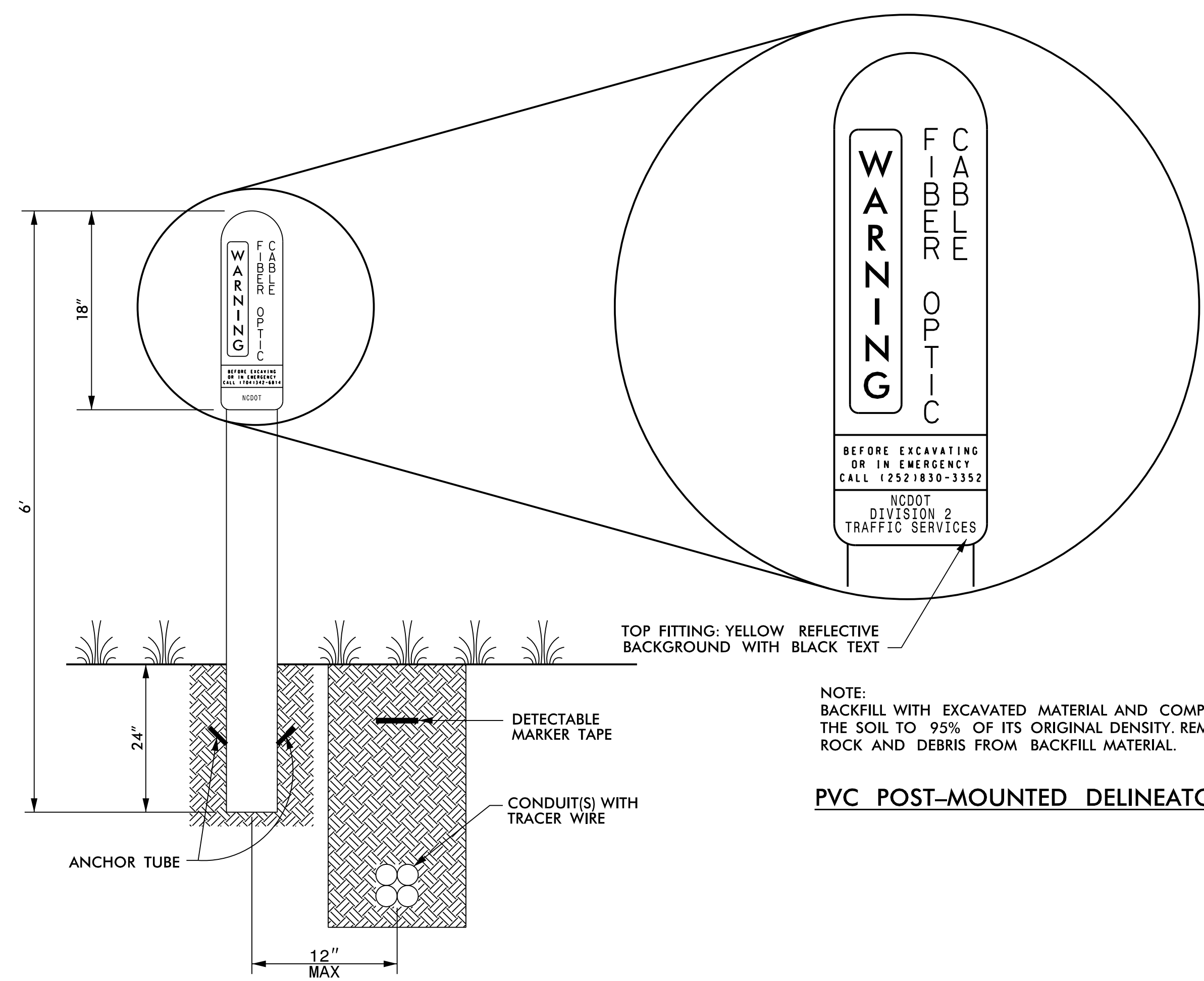
A 24"

B 20"

C 46"

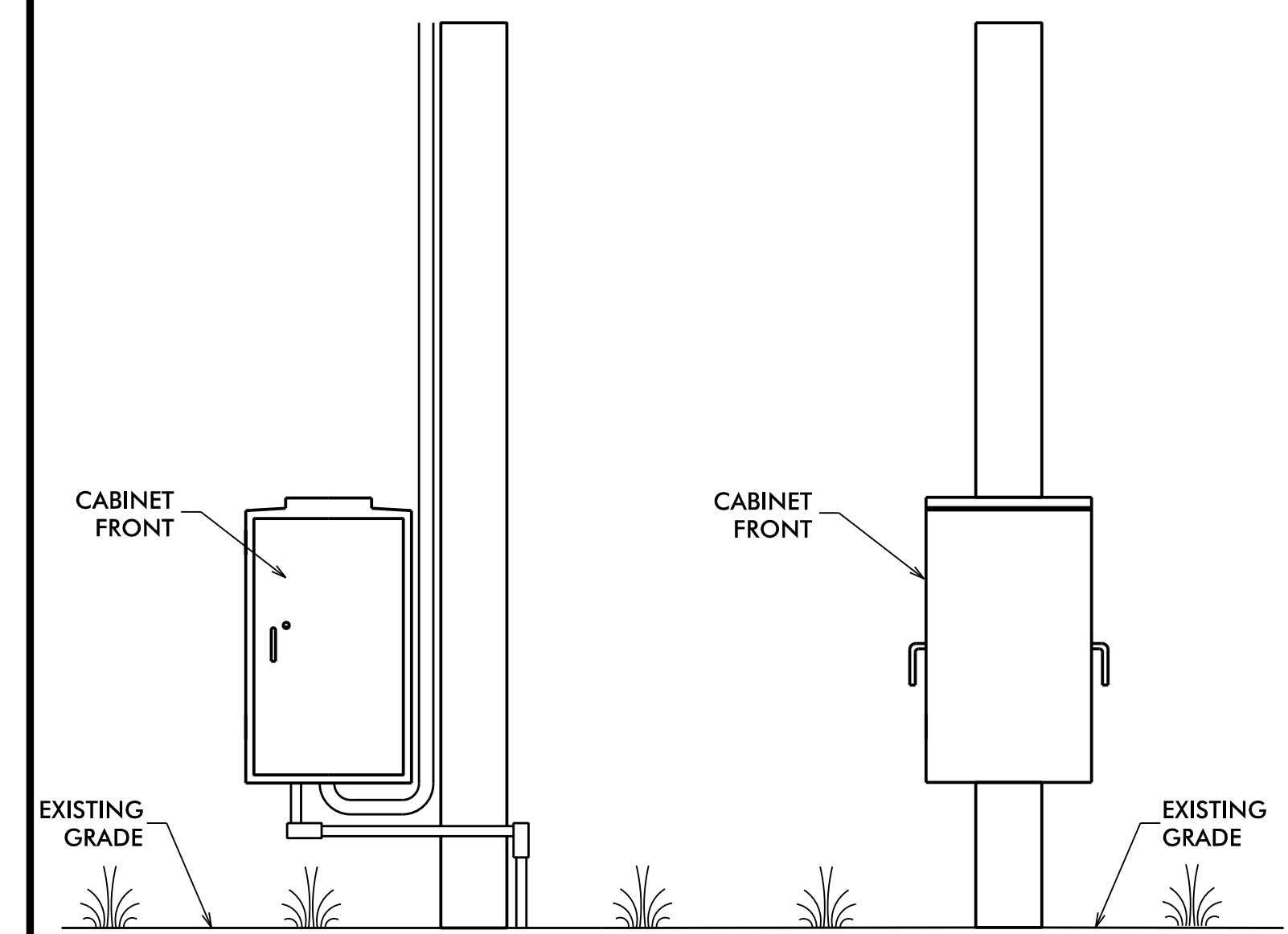


**EQUIPMENT CABINET AND TECHNICIAN PAD**



NOTE: BACKFILL WITH EXCAVATED MATERIAL AND COMPACT THE SOIL TO 95% OF ITS ORIGINAL DENSITY. REMOVE ROCK AND DEBRIS FROM BACKFILL MATERIAL.

**PVC POST-MOUNTED DELINEATOR MARKER**



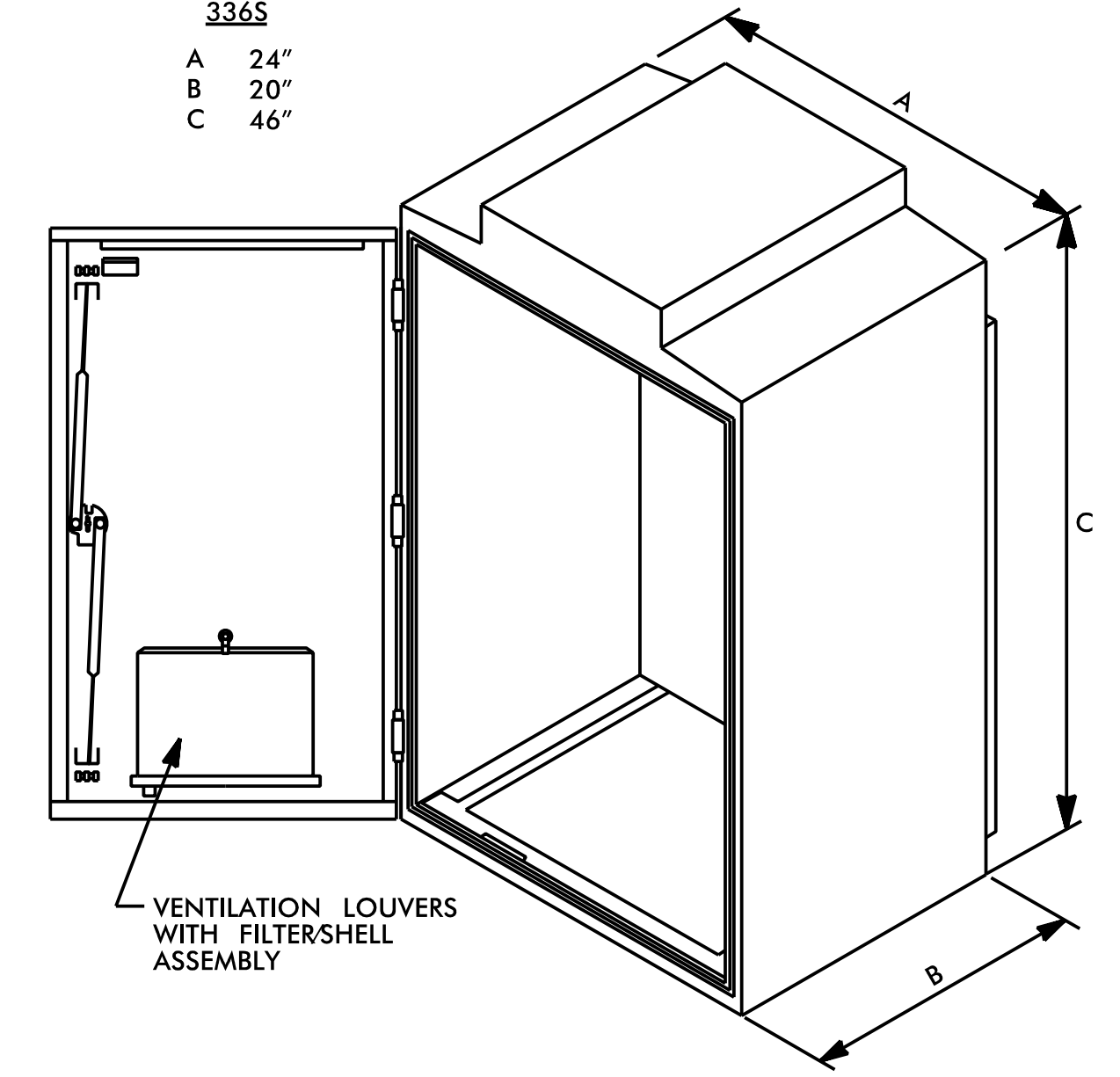
**CABINET HOUSING DIMENSIONS**

336S

A 24"

B 20"

C 46"



**EQUIPMENT CABINET**

DOCUMENT NOT CONSIDERED FINAL UNLESS ALL SIGNATURES COMPLETED

**HNTB** HNTB NORTH CAROLINA, P.C.  
343 E. Six Forks Road, Suite 200  
Raleigh, North Carolina 27609  
NC License No: C-1554  
(919) 546-8997

<p>Plans Prepared for:</p> <p>250 N. Greenfield Place, Garner, NC 27529</p>	<p>US 70 HAVELOCK BYPASS TYPICAL DETAILS</p> <p>Division 02 Craven Co. Havelock</p>		<p>SEAL</p> <p>SEAL 031464</p> <p>ENGINEER</p> <p>NATASHA R. SIMMONS</p>
	<p>PLAN DATE: August 2018</p> <p>PREPARED BY: N.K. Vlanich</p>	<p>REVIEWED BY: T.R. Terrell</p> <p>REVIEWED BY: N.R. Simmons</p>	
<p>SCALE</p> <p>NONE</p>	<p>REVISIONS</p>	<p>INIT.</p> <p>DATE</p>	<p>CADD Filename: R1015 scp 97.dgn</p>