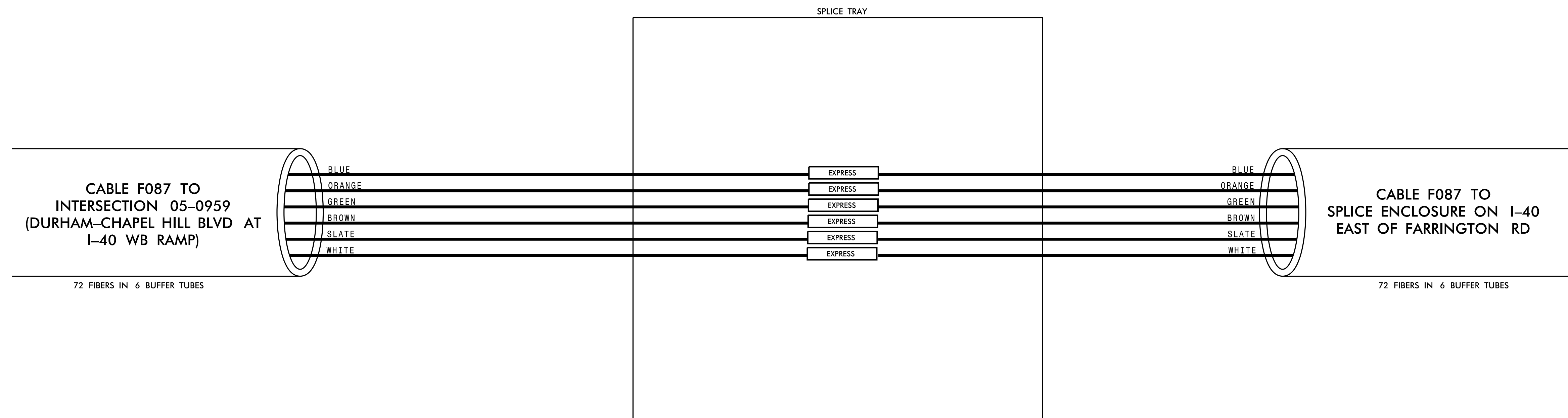


**CHANNEL C34  
SPlice ENCLOSURE ON I-40  
EAST OF OLD CHAPEL HILL RD**

<b>COLOR CODE</b> TIA/EIA 598-C		<b>LEGEND</b>	
(1) BLUE	(7) RED	X	- FUSION SPlice INDIVIDUAL FIBER
(2) ORANGE	(8) BLACK	O	- EXISTING SPlice
(3) GREEN	(9) YELLOW	□	- EXPRESS INDIVIDUAL FIBER
(4) BROWN	(10) VIOLET	EXPRESS	EXPRESS ENTIRE BUFFER TUBE
(5) SLATE	(11) ROSE	SPlice	SPlice ENTIRE BUFFER TUBE OR MAINTAIN IF EXISTING EXPRESSED
(6) WHITE	(12) AQUA	<b>NOTES:</b>	
1. FIBER INTERCONNECT CENTER RACKS ARE SCHEMATIC ONLY - ACTUAL EQUIPMENT FORM MAY VARY.			
2. ETHERNET SWITCH TERMINATION CONFIGURATIONS ARE GENERIC. CONTRACTOR IS RESPONSIBLE FOR DETERMINING /ENSURING PROPER TERMINATION.			
3. CONTRACTOR IS RESPONSIBLE FOR FIELD VERIFYING EXISTING SPlicing. THE CONTRACTOR SHALL COORDINATE WITH THE ENGINEER WHERE EXISTING SPlicing IS NOT AS EXPECTED.			



12/17/2018 K:\ARL\_TPTD\_ITS\01036410 - Durham Signal System\Plans\Splicing\U-5968\_ITS\_spl.CH34\_330\_THROUGH SPlice.dgn

**CHANNEL C34**

**Kimley»Horn**  
 NC License #F-0102  
 421 Fayetteville St., Suite 600  
 Raleigh, NC 27636  
 Tel: (919) 677-2000  
 Fax: (919) 677-2050

	<b>CITY OF DURHAM COMPUTERIZED SIGNAL SYSTEM</b> <b>SPlice DETAIL</b>										
	DIVISION 05 DURHAM COUNTY PLAN DATE: DEC 2018 REVIEWED BY: N. MENGELKOCH PREPARED BY: KHA REVIEWED BY: K. SMITH										
SCALE 	<table border="1"> <thead> <tr> <th>REVISIONS</th> <th>INIT.</th> <th>DATE</th> </tr> </thead> <tbody> <tr> <td> </td> <td> </td> <td> </td> </tr> <tr> <td> </td> <td> </td> <td> </td> </tr> </tbody> </table>	REVISIONS	INIT.	DATE							DocuSigned by:  12/19/2018 SEAL DATE
REVISIONS	INIT.	DATE									
CADD File name:											

**CHANNEL C34**  
**SPLICE ENCLOSURE AT**  
**(US 15-501 (DURHAM-CHAPEL HILL**  
**BLVD) AT I-40 WB RAMP)**  
**SIG ID 05-0959 (DURHAM-CHAPEL HILL BLVD AT I-40 WB RAMP)**  
**SIG ID 05-0958 (DURHAM-CHAPEL HILL BLVD AT I-40 EB RAMP)**

**COLOR CODE**  
TIA/EIA 598-C

(1) BLUE	(7) RED
(2) ORANGE	(8) BLACK
(3) GREEN	(9) YELLOW
(4) BROWN	(10) VIOLET
(5) SLATE	(11) ROSE
(6) WHITE	(12) AQUA

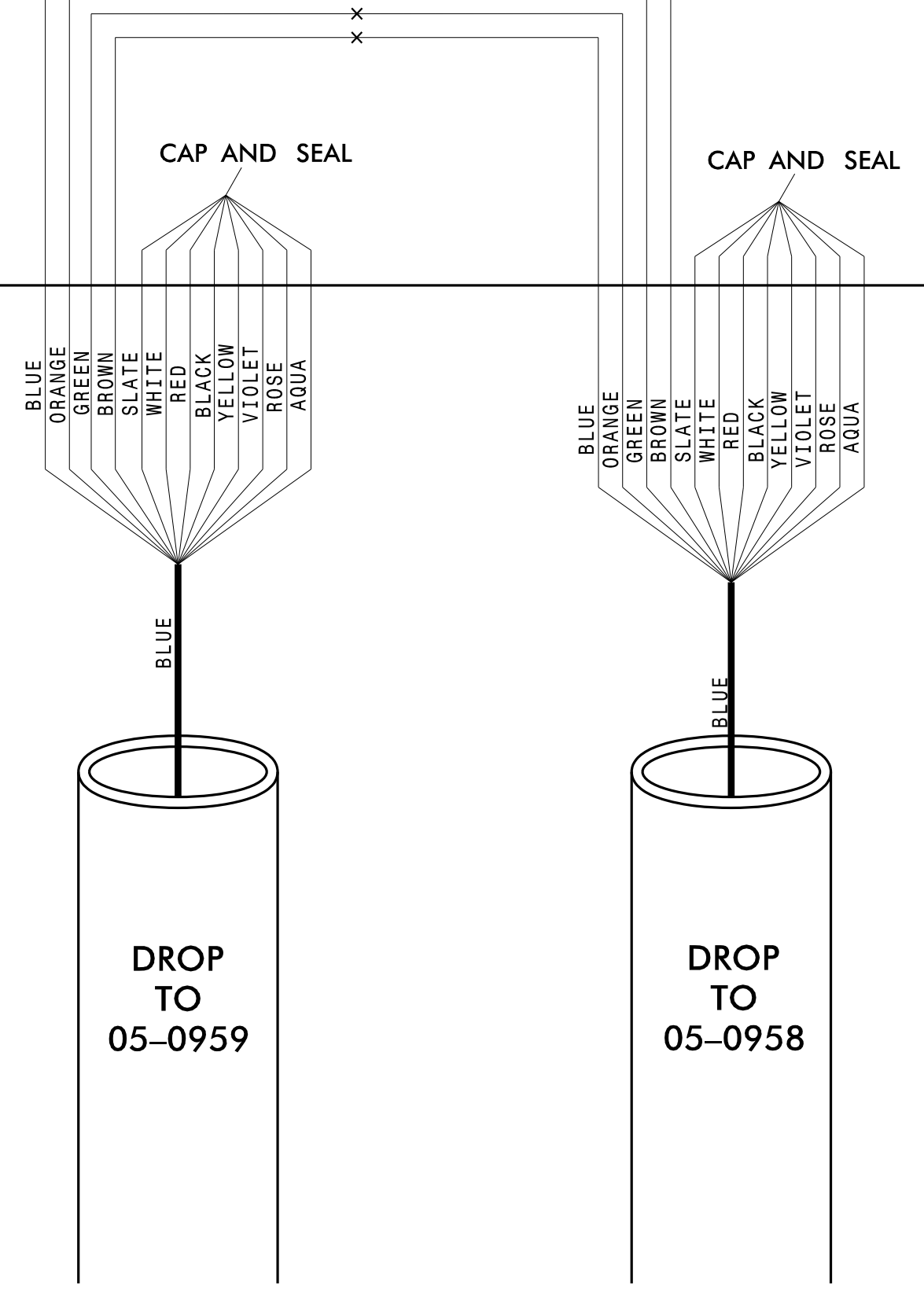
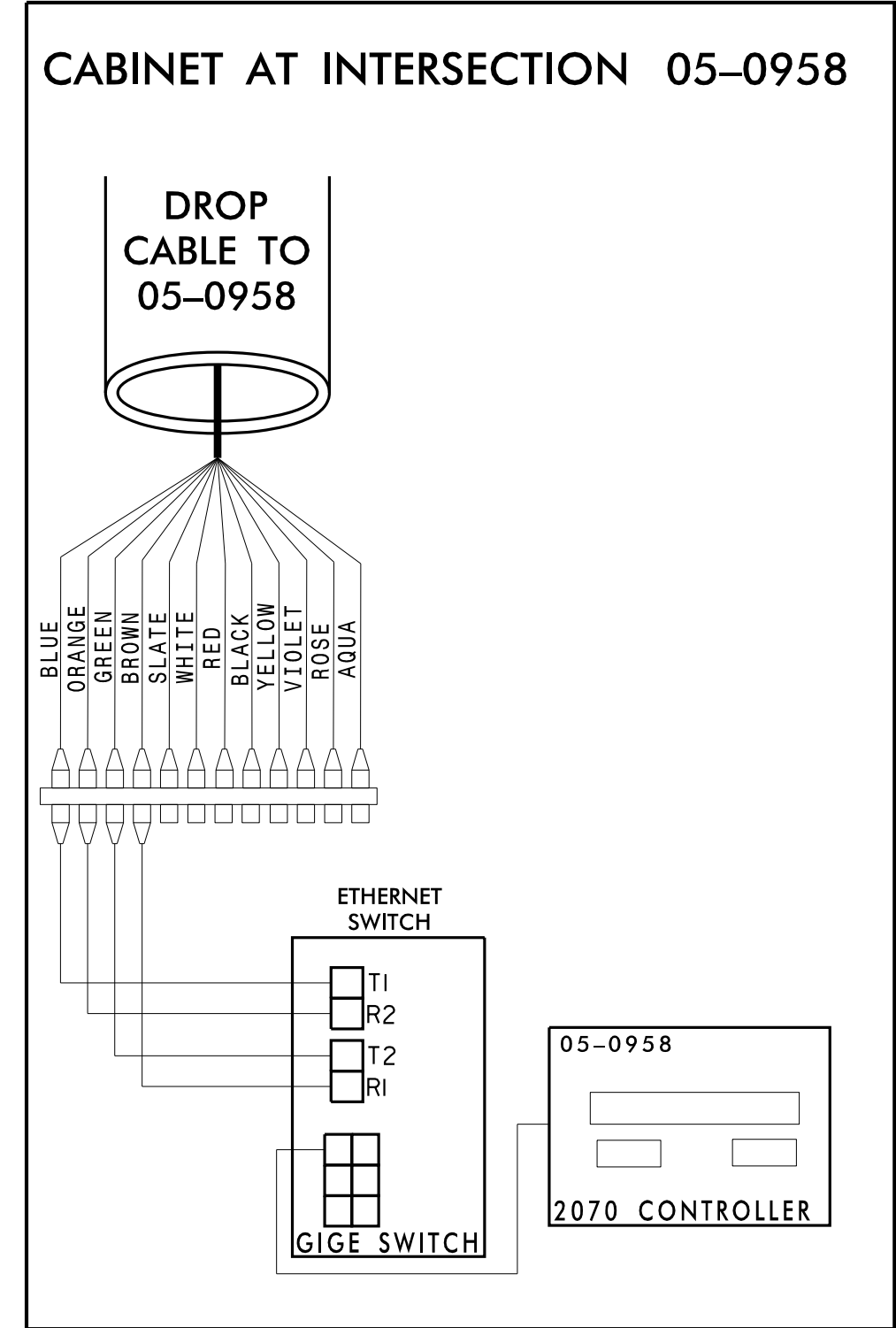
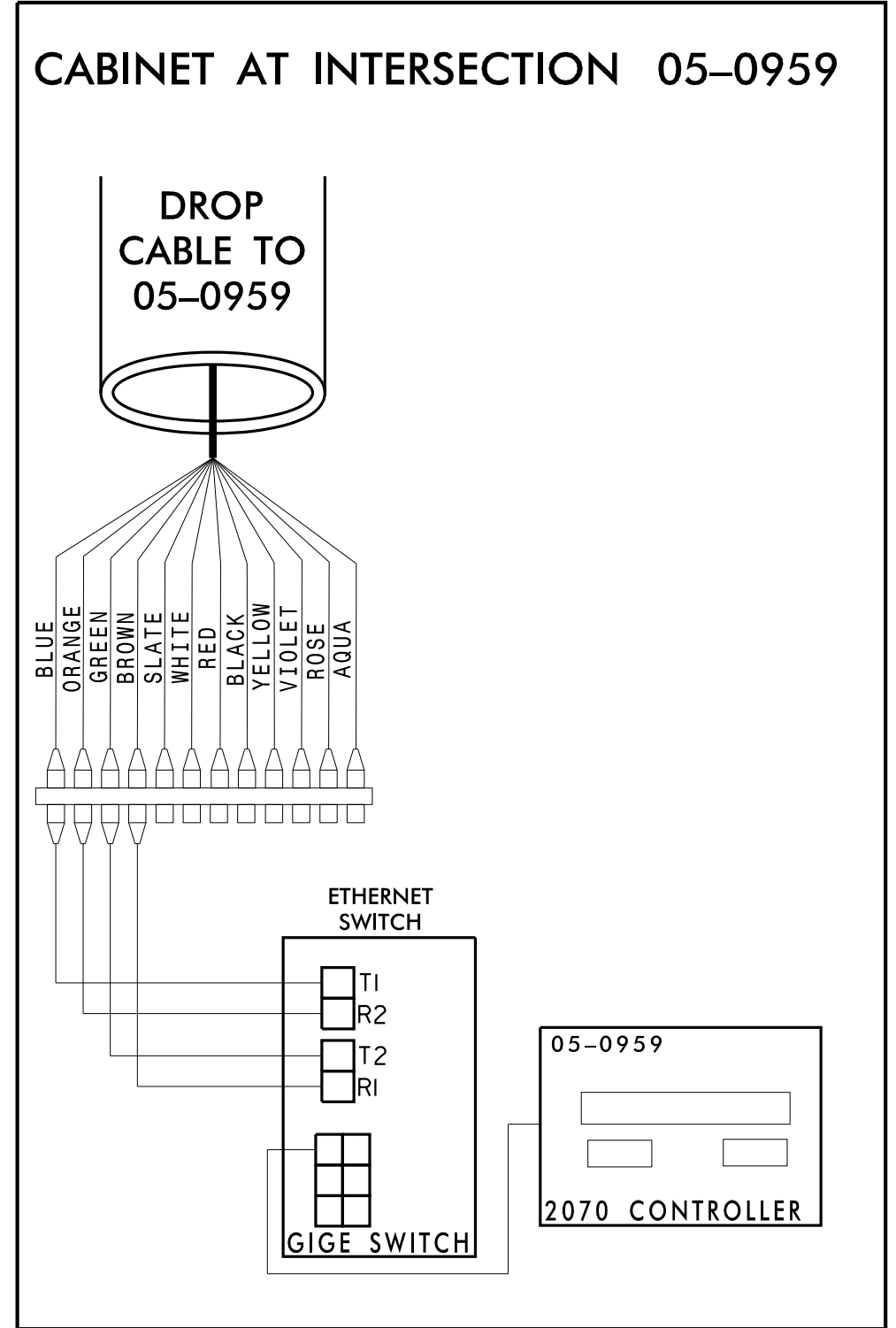
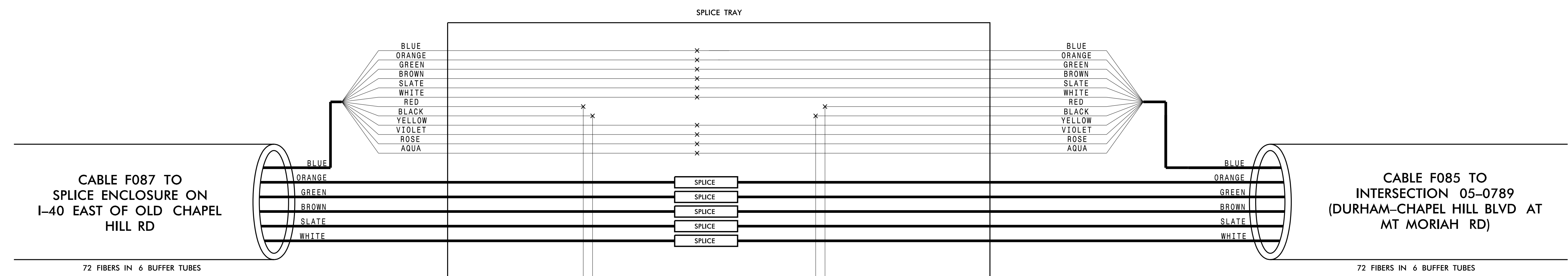
**LEGEND**

X - FUSION SPLICE INDIVIDUAL FIBER  
O - EXISTING SPLICE  
□ - EXPRESS INDIVIDUAL FIBER

EXPRESS - EXPRESS ENTIRE BUFFER TUBE  
SPLICE - SPLICE ENTIRE BUFFER TUBE OR MAINTAIN IF EXISTING EXPRESSED

**NOTES:**

- FIBER INTERCONNECT CENTER RACKS ARE SCHEMATIC ONLY - ACTUAL EQUIPMENT FORM MAY VARY.
- ETHERNET SWITCH TERMINATION CONFIGURATIONS ARE GENERIC. CONTRACTOR IS RESPONSIBLE FOR DETERMINING /ENSURING PROPER TERMINATION.
- CONTRACTOR IS RESPONSIBLE FOR FIELD VERIFYING EXISTING SPLICING. THE CONTRACTOR SHALL COORDINATE WITH THE ENGINEER WHERE EXISTING SPLICING IS NOT AS EXPECTED.



**CHANNEL C34**

**CITY OF DURHAM COMPUTERIZED SIGNAL SYSTEM**

**SPLICE DETAIL**

DIVISION 05 DURHAM COUNTY

PLAN DATE: DEC 2018 REVIEWED BY: N. MENGELKOCH

PREPARED BY: KHA REVIEWED BY: K. SMITH

REVISIONS INIT. DATE

SCALE: 0

DocuSigned by: **Kevin Smith** 12/19/2018

SEAL: NORTH CAROLINA PROFESSIONAL ENGINEER KEVIN W. SMITH SEAL 030472

CADD Filename:

**Kimley»Horn**  
 NC License #F-0102  
 421 Fayetteville St., Suite 600  
 Raleigh, NC 27636  
 Tel: (919) 677-2000  
 Fax: (919) 677-2050

12/17/2018 K:\ARL\_TPTD\_ITS\01036410 - Durham Signal System\Plans\Splicing\U-5968\_ITS\_spl\_C34\_331\_05-0959.dgn

**CHANNEL C34**  
**SPLICE ENCLOSURE AT**  
**(DURHAM-CHAPEL HILL BLVD AT**  
**MT MORIAH RD)**  
**SIG ID 05-0789 (DURHAM-CHAPEL HILL BLVD AT MT MORIAH RD)**  
**SIG ID 05-2308 (MT MORIAH RD AT NEW HOPE COMMONS DR)**

**COLOR CODE**  
TIA/EIA 598-C

(1) BLUE	(7) RED
(2) ORANGE	(8) BLACK
(3) GREEN	(9) YELLOW
(4) BROWN	(10) VIOLET
(5) SLATE	(11) ROSE
(6) WHITE	(12) AQUA

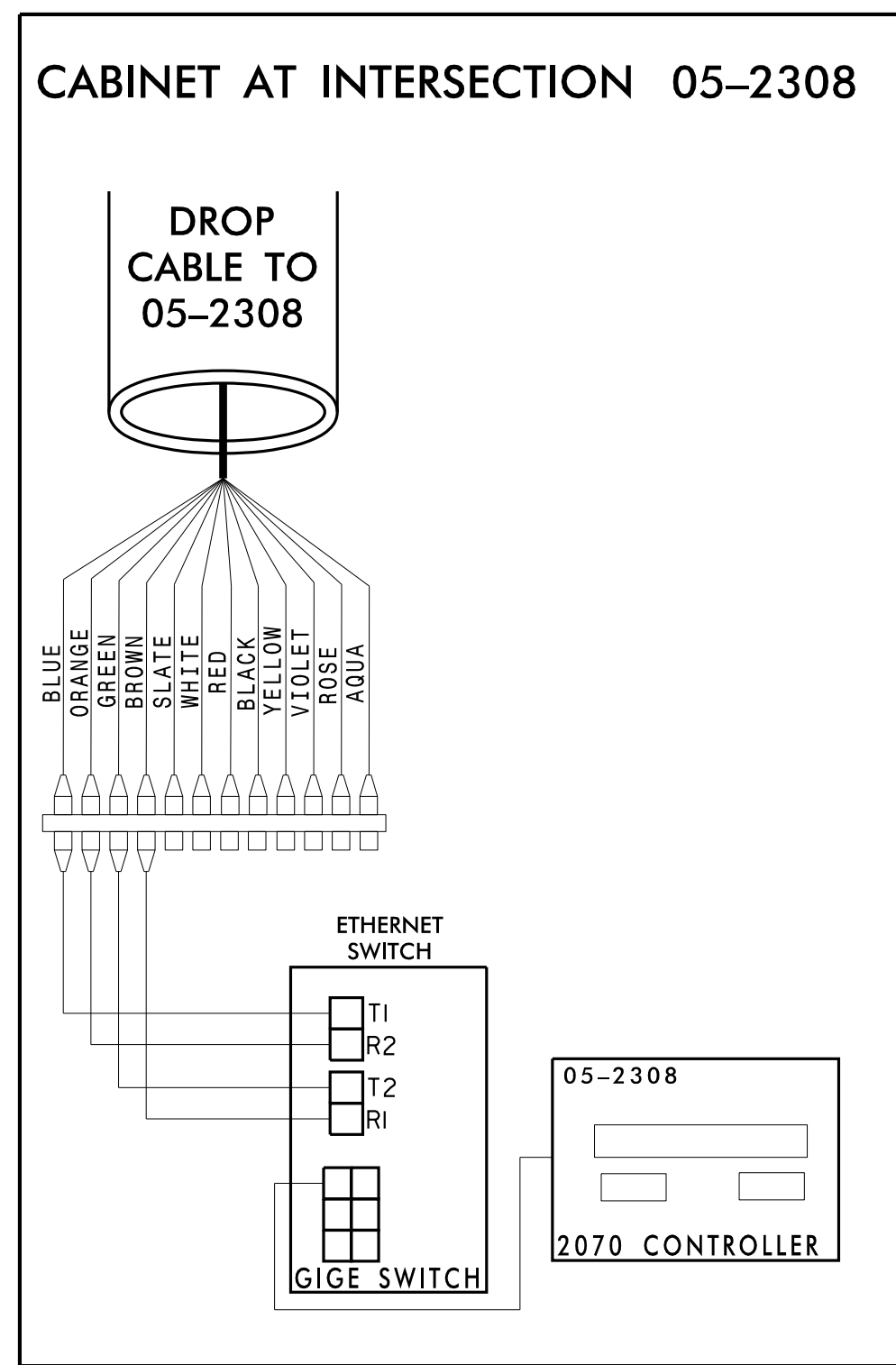
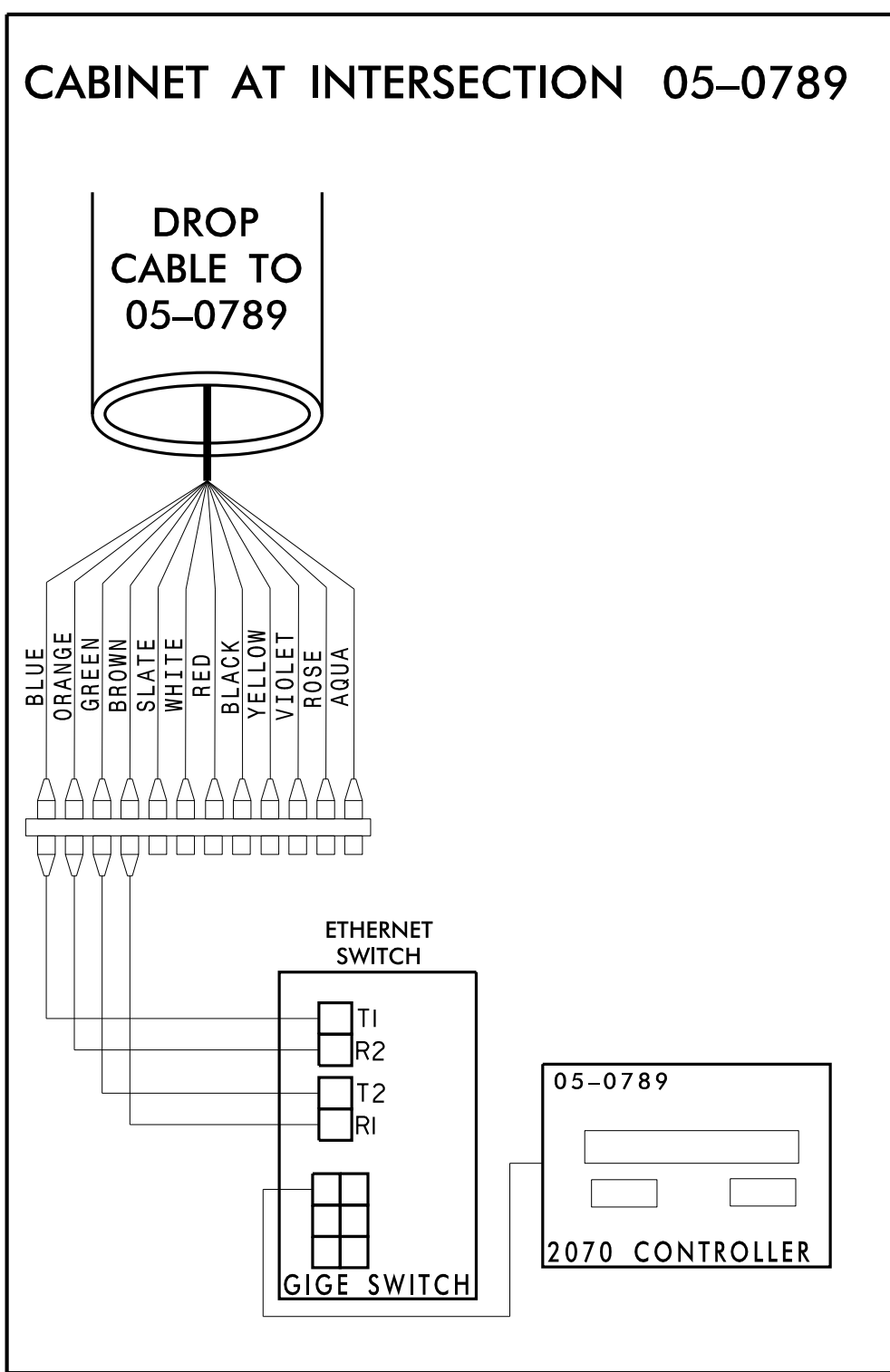
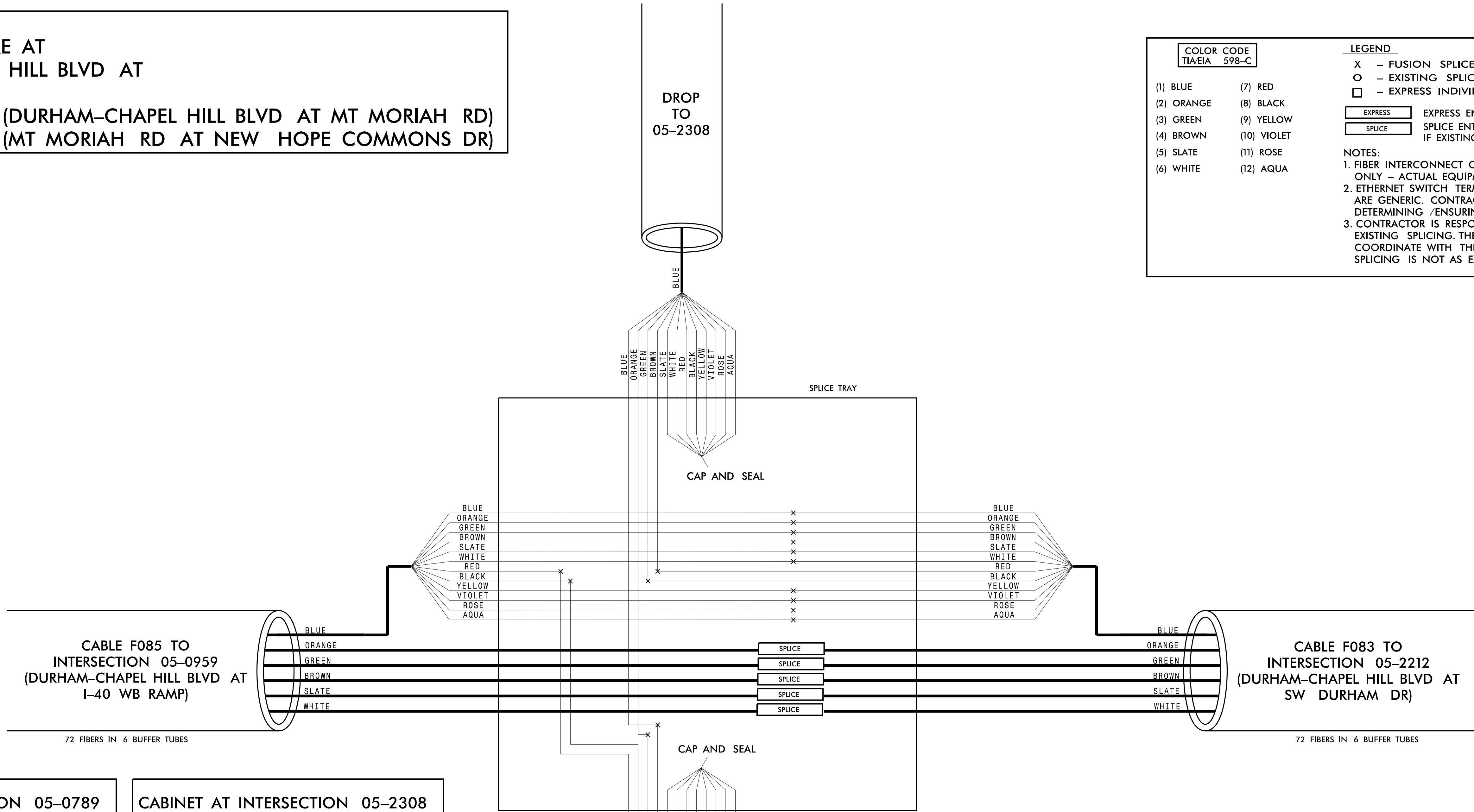
**LEGEND**

X - FUSION SPLICE INDIVIDUAL FIBER  
 O - EXISTING SPLICE  
 □ - EXPRESS INDIVIDUAL FIBER

EXPRESS - EXPRESS ENTIRE BUFFER TUBE  
 SPLICE - SPLICE ENTIRE BUFFER TUBE OR MAINTAIN IF EXISTING EXPRESSED

**NOTES:**

1. FIBER INTERCONNECT CENTER RACKS ARE SCHEMATIC ONLY - ACTUAL EQUIPMENT FORM MAY VARY.
2. ETHERNET SWITCH TERMINATION CONFIGURATIONS ARE GENERIC. CONTRACTOR IS RESPONSIBLE FOR DETERMINING /ENSURING PROPER TERMINATION.
3. CONTRACTOR IS RESPONSIBLE FOR FIELD VERIFYING EXISTING SPLICING. THE CONTRACTOR SHALL COORDINATE WITH THE ENGINEER WHERE EXISTING SPLICING IS NOT AS EXPECTED.



**CHANNEL C34**

**CITY OF DURHAM COMPUTERIZED SIGNAL SYSTEM**

**SPLICE DETAIL**

DIVISION 05 DURHAM COUNTY

PLAN DATE: DEC 2018 REVIEWED BY: N. MENGELKOCH

PREPARED BY: KHA REVIEWED BY: K. SMITH

REVISIONS	INIT.	DATE

Seal: NORTH CAROLINA PROFESSIONAL ENGINEER KEVIN W. SMITH SEAL 030472

DocuSigned by: Kevin W. Smith 12/19/2018

CADD Filename:

**Kimley»Horn**

NC License #F-0102  
 421 Fayetteville St., Suite 600  
 Raleigh, NC 27636  
 Tel: (919) 677-2000  
 Fax: (919) 677-2050

12/17/2018 K:\ARL\_TPTD\_ITS\_0103640 - Durham Signal System\Plans\Splicing\U-5968\_ITS\_spl\_C34\_332\_05-0789.dgn