

**CHANNEL C31
SPLICE ENCLOSURE AT
(FAYETTEVILLE ST AT PILOT ST)
SIG ID 05-0402
CCTV 2041**

COLOR CODE TIA/EIA 598-C

| | |
|------------|-------------|
| (1) BLUE | (7) RED |
| (2) ORANGE | (8) BLACK |
| (3) GREEN | (9) YELLOW |
| (4) BROWN | (10) VIOLET |
| (5) SLATE | (11) ROSE |
| (6) WHITE | (12) AQUA |

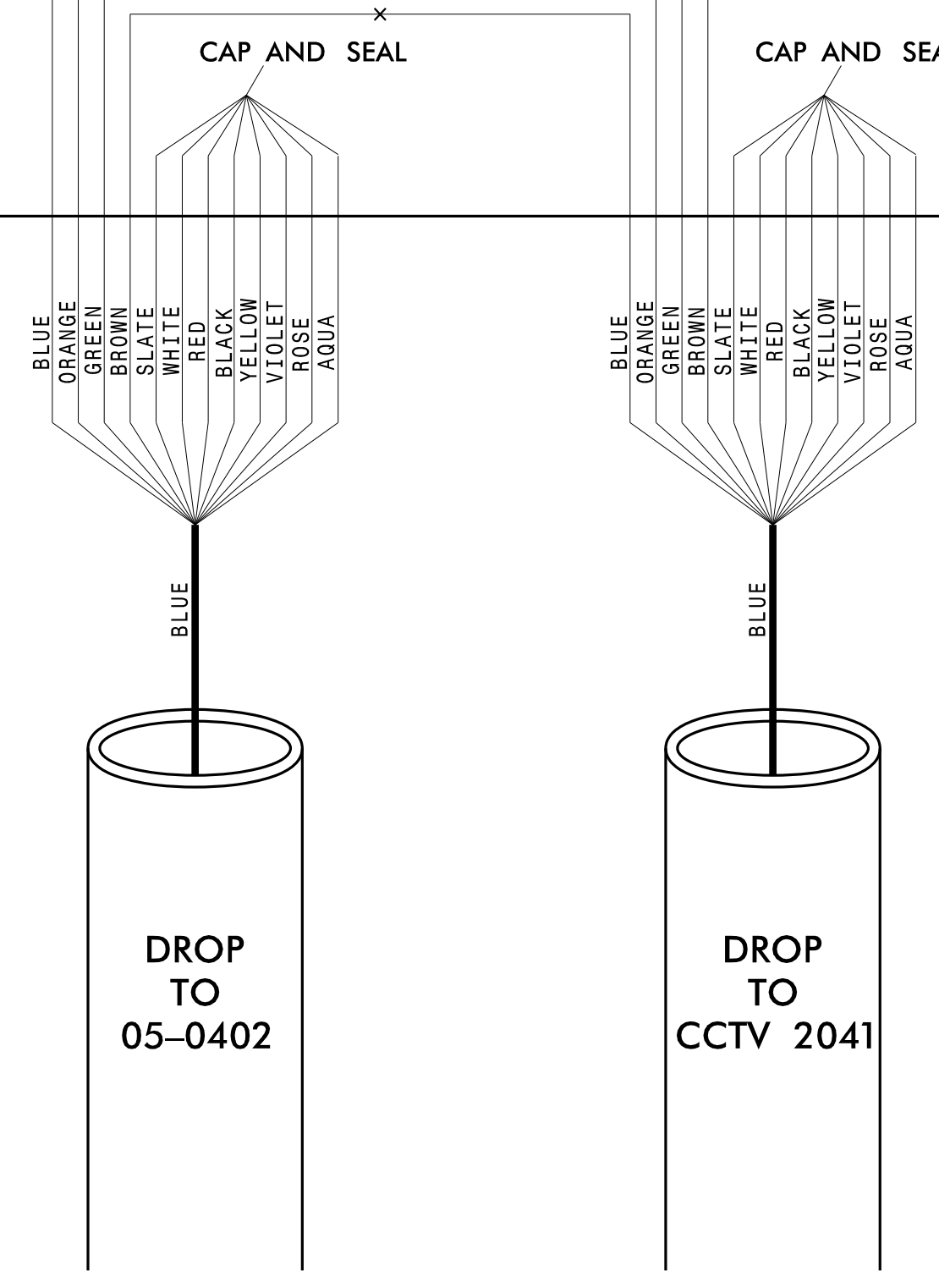
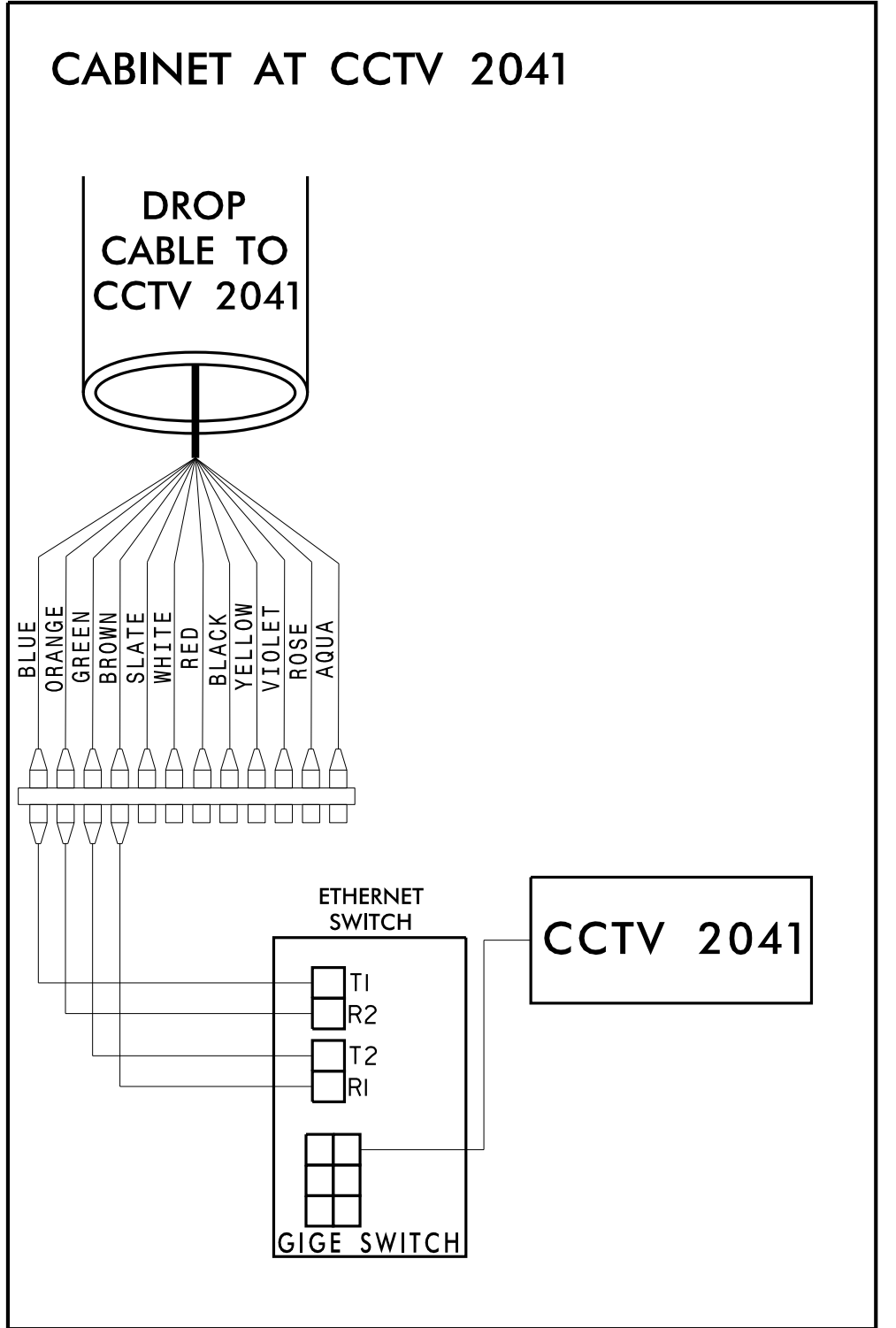
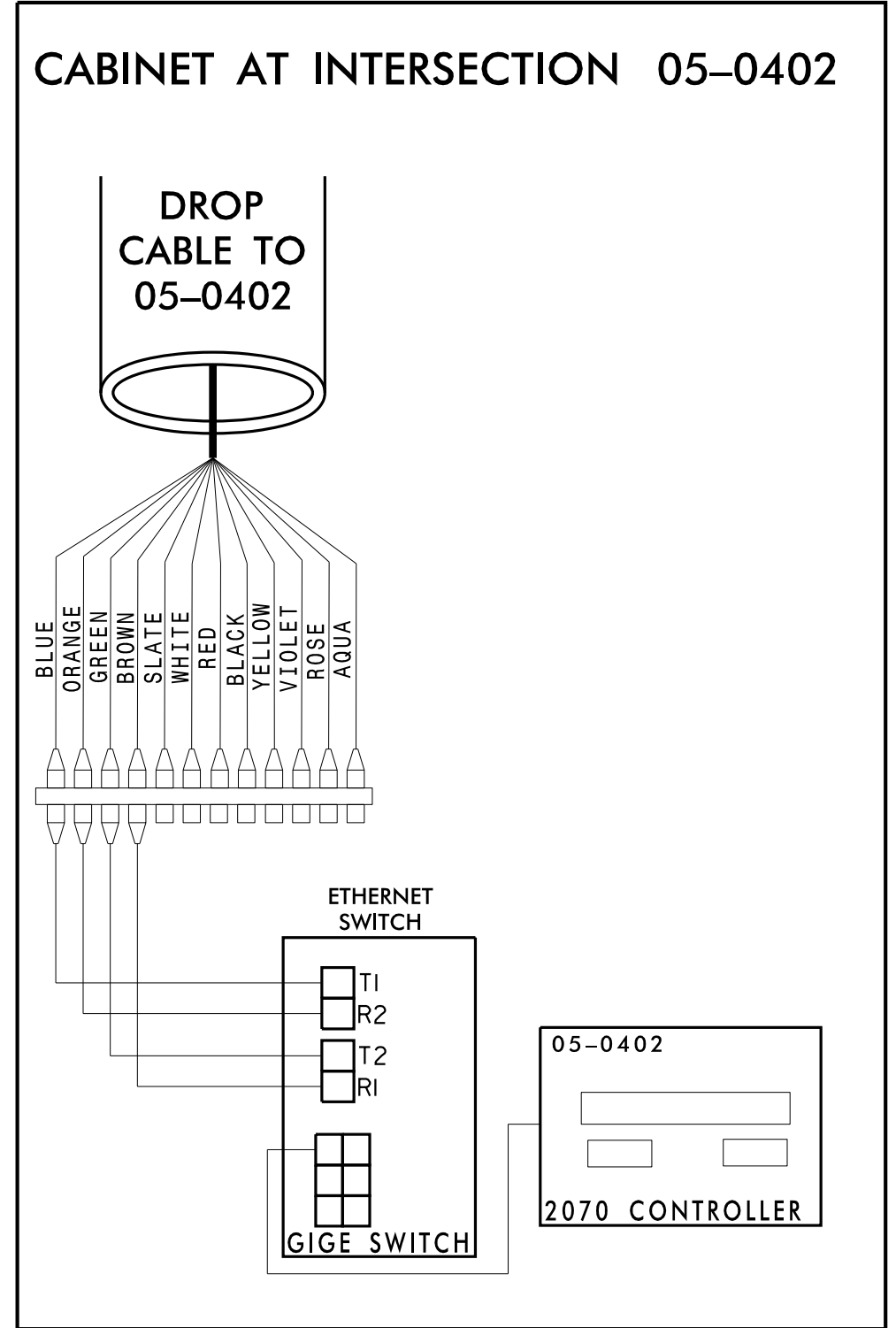
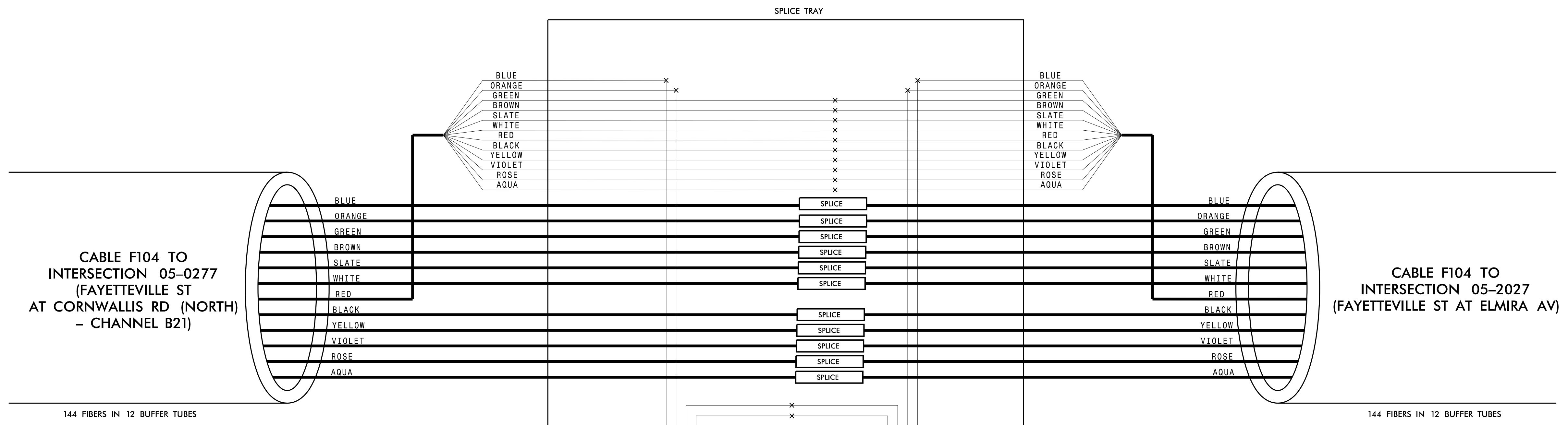
LEGEND

X - FUSION SPLICE INDIVIDUAL FIBER
 O - EXISTING SPLICE
 □ - EXPRESS INDIVIDUAL FIBER

EXPRESS - EXPRESS ENTIRE BUFFER TUBE
 SPLICE - SPLICE ENTIRE BUFFER TUBE OR MAINTAIN IF EXISTING EXPRESSED

NOTES:

1. FIBER INTERCONNECT CENTER RACKS ARE SCHEMATIC ONLY - ACTUAL EQUIPMENT FORM MAY VARY.
2. ETHERNET SWITCH TERMINATION CONFIGURATIONS ARE GENERIC. CONTRACTOR IS RESPONSIBLE FOR DETERMINING /ENSURING PROPER TERMINATION.
3. CONTRACTOR IS RESPONSIBLE FOR FIELD VERIFYING EXISTING SPLICING. THE CONTRACTOR SHALL COORDINATE WITH THE ENGINEER WHERE EXISTING SPLICING IS NOT AS EXPECTED.



CHANNEL C31

CITY OF DURHAM COMPUTERIZED SIGNAL SYSTEM
SPLICE DETAIL

DIVISION 05 DURHAM COUNTY

PLAN DATE: DEC 2018 REVIEWED BY: N. MENGELKOCH

PREPARED BY: KHA REVIEWED BY: K. SMITH

| REVISIONS | INIT. | DATE |
|-----------|-------|------|
| | | |

Scale: 0

Kimley Horn
 NC License #F-0102
 421 Fayetteville St., Suite 600
 Raleigh, NC 27636
 Tel: (919) 677-2000
 Fax: (919) 677-2050

Seal: NORTH CAROLINA PROFESSIONAL ENGINEER KEVIN W. SMITH SEAL 030472
 Date: 12/19/2018
 CADD Filename:

12/17/2018 K:\ARL_TPTD_ITS\01036410 - Durham Signal System\Plans\Splicing\U-5968_ITS_spl.CH31.285-05-0402.dgn

**CHANNEL C31
SPLICE ENCLOSURE AT
(FAYETTEVILLE ST AT ELMIRA AV)
SIG ID 05-2027**

COLOR CODE
TIA/EIA 598-C

| | |
|------------|-------------|
| (1) BLUE | (7) RED |
| (2) ORANGE | (8) BLACK |
| (3) GREEN | (9) YELLOW |
| (4) BROWN | (10) VIOLET |
| (5) SLATE | (11) ROSE |
| (6) WHITE | (12) AQUA |

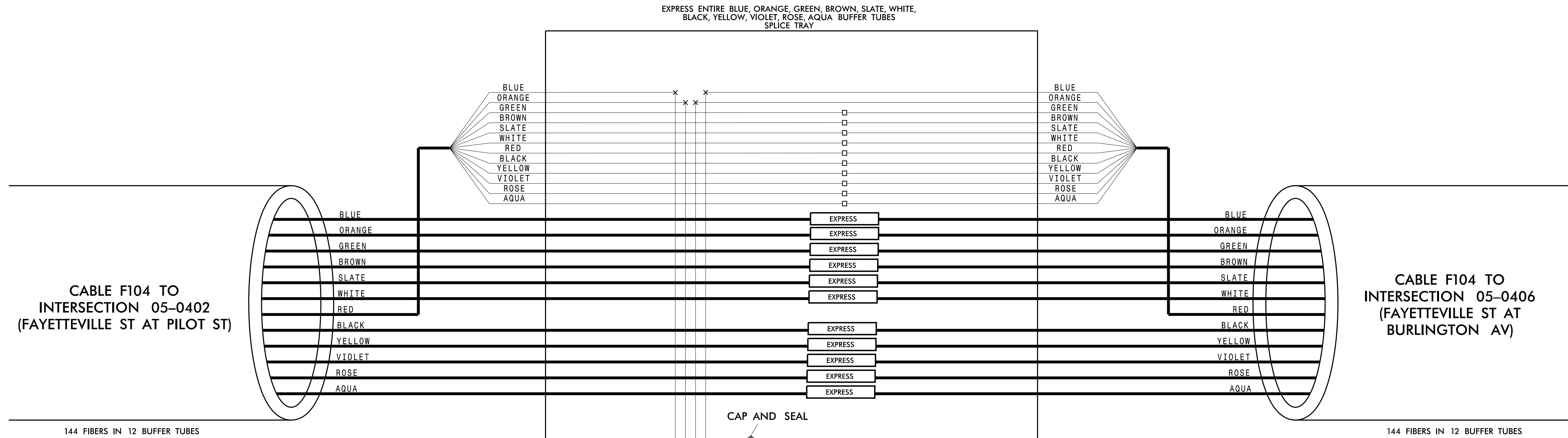
LEGEND

X - FUSION SPLICE INDIVIDUAL FIBER
 O - EXISTING SPLICE
 □ - EXPRESS INDIVIDUAL FIBER

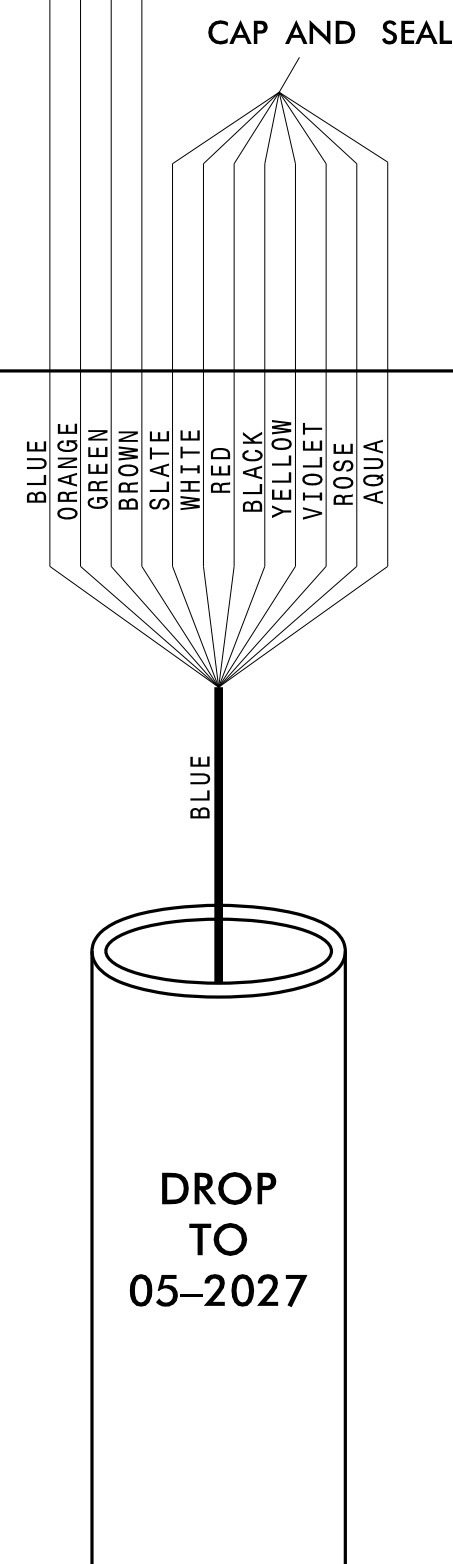
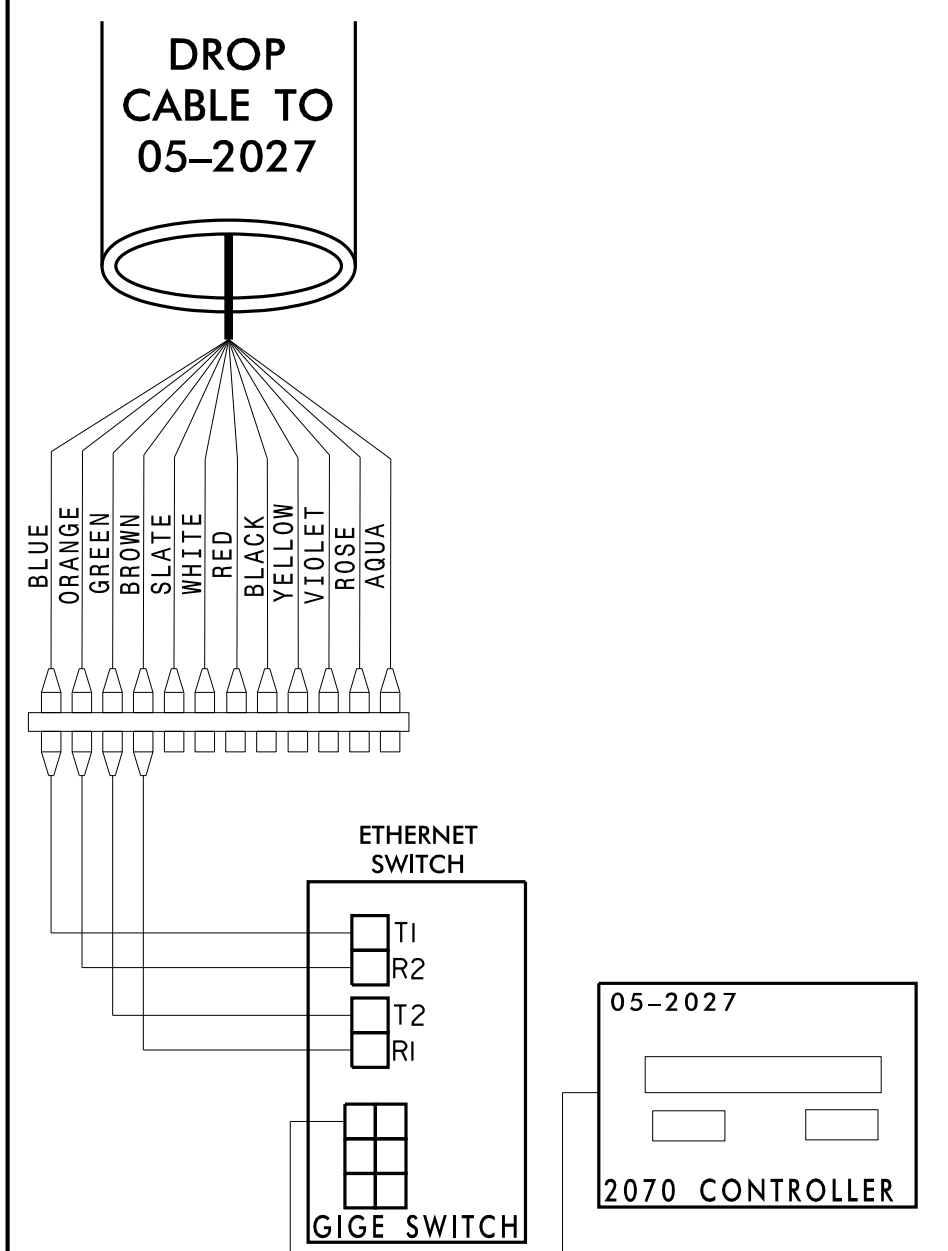
EXPRESS - EXPRESS ENTIRE BUFFER TUBE
 SPLICE - SPLICE ENTIRE BUFFER TUBE OR MAINTAIN IF EXISTING EXPRESSED

NOTES:

1. FIBER INTERCONNECT CENTER RACKS ARE SCHEMATIC ONLY - ACTUAL EQUIPMENT FORM MAY VARY.
2. ETHERNET SWITCH TERMINATION CONFIGURATIONS ARE GENERIC. CONTRACTOR IS RESPONSIBLE FOR DETERMINING /ENSURING PROPER TERMINATION.
3. CONTRACTOR IS RESPONSIBLE FOR FIELD VERIFYING EXISTING SPLICING. THE CONTRACTOR SHALL COORDINATE WITH THE ENGINEER WHERE EXISTING SPLICING IS NOT AS EXPECTED.



CABINET AT INTERSECTION 05-2027



CHANNEL C31

**CITY OF DURHAM COMPUTERIZED
SIGNAL SYSTEM
SPLICE DETAIL**

Plans Prepared For:
 Transportation Mobility and Safety Division
 DIVISION OF NORTH CAROLINA
 DEPARTMENT OF TRANSPORTATION
 250 N. Greenfield Place, Garner, NC 27529

NC License #F-0102
 421 Fayetteville St., Suite 600
 Raleigh, NC 27636
 Tel: (919) 677-2000
 Fax: (919) 677-2050

Kimley»Horn

SCALE
 0

| | |
|---------------------|----------------------------|
| PLAN DATE: DEC 2018 | REVIEWED BY: N. MENGELKOCH |
| PREPARED BY: KHA | REVIEWED BY: K. SMITH |
| REVISIONS | INIT. DATE |

DocuSigned by:
 Kevin W. Smith
 12/19/2018

CADD Filename:

12/17/2018 K:\ARL_TPTD_ITS\01036410 - Durham Signal System\Plans\Splicing\U-5968_ITS_spl_C31_286_05-2027.dgn

**CHANNEL C31
 SPLICE ENCLOSURE AT
 (FAYETTEVILLE ST AT BURLINGTON AV)
 SIG ID 05-0406
 CCTV 2040**

COLOR CODE
 TIA/EIA 598-C

| | |
|------------|-------------|
| (1) BLUE | (7) RED |
| (2) ORANGE | (8) BLACK |
| (3) GREEN | (9) YELLOW |
| (4) BROWN | (10) VIOLET |
| (5) SLATE | (11) ROSE |
| (6) WHITE | (12) AQUA |

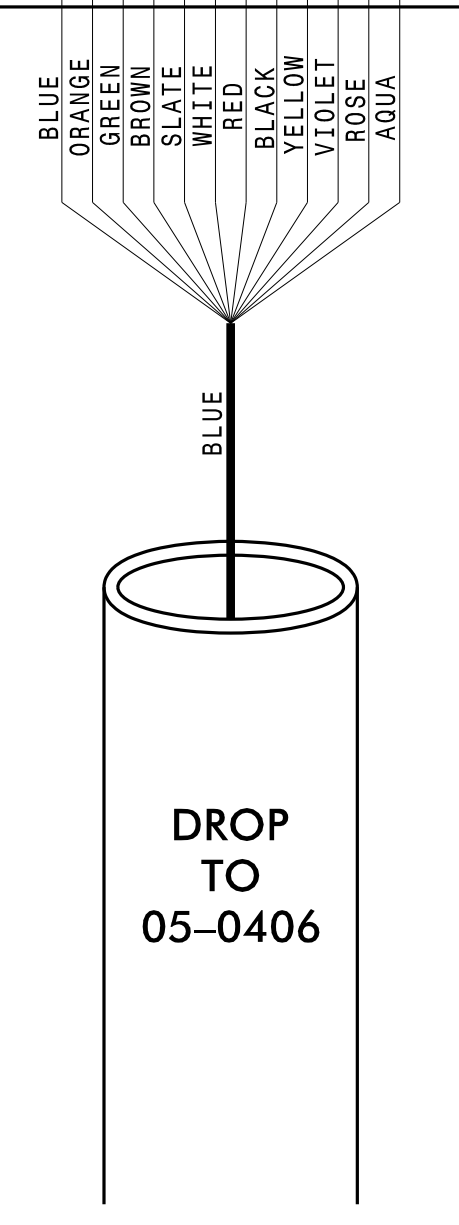
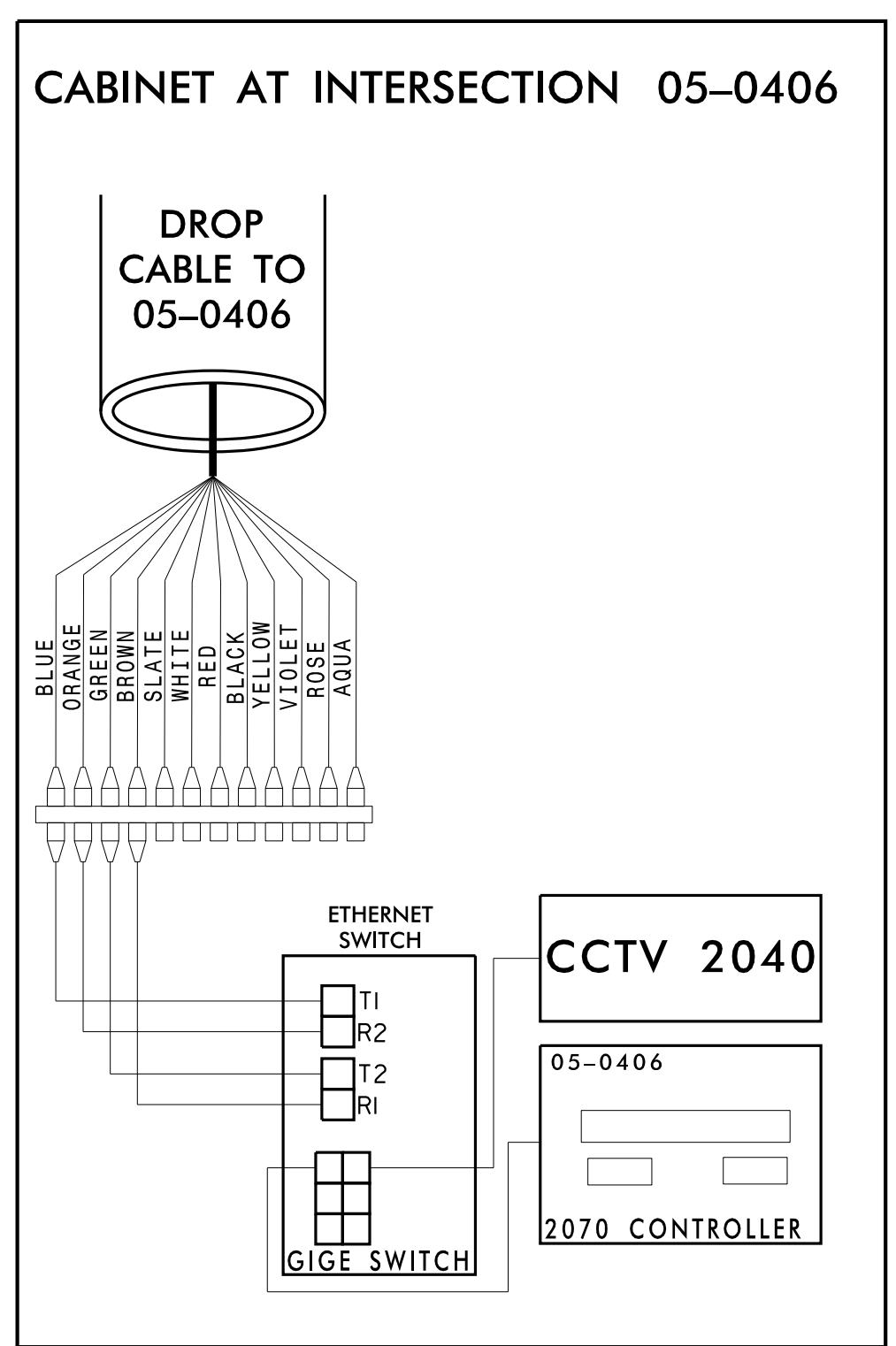

LEGEND

X - FUSION SPLICE INDIVIDUAL FIBER
 O - EXISTING SPLICE
 □ - EXPRESS INDIVIDUAL FIBER

EXPRESS - EXPRESS ENTIRE BUFFER TUBE
 SPLICE - SPLICE ENTIRE BUFFER TUBE OR MAINTAIN IF EXISTING EXPRESSED

NOTES:

1. FIBER INTERCONNECT CENTER RACKS ARE SCHEMATIC ONLY - ACTUAL EQUIPMENT FORM MAY VARY.
2. ETHERNET SWITCH TERMINATION CONFIGURATIONS ARE GENERIC. CONTRACTOR IS RESPONSIBLE FOR DETERMINING /ENSURING PROPER TERMINATION.
3. CONTRACTOR IS RESPONSIBLE FOR FIELD VERIFYING EXISTING SPLICING. THE CONTRACTOR SHALL COORDINATE WITH THE ENGINEER WHERE EXISTING SPLICING IS NOT AS EXPECTED.



CHANNEL C31

CITY OF DURHAM COMPUTERIZED SIGNAL SYSTEM

SPLICE DETAIL

DIVISION 05 DURHAM COUNTY

PLAN DATE: DEC 2018 REVIEWED BY: N. MENGELKOCH

PREPARED BY: KHA REVIEWED BY: K. SMITH

SEAL

NORTH CAROLINA PROFESSIONAL ENGINEER KEVIN W. SMITH SEAL 030472

Documented by: Kevin Smith 12/19/2018

SCALE 0

REVISIONS INIT. DATE

CADD Filename:

Kimley»Horn

NC License #F-0102
 421 Fayetteville St., Suite 600
 Raleigh, NC 27636
 Tel: (919) 677-2000
 Fax: (919) 677-2050

12/17/2018 K:\ARL_TPTD_ITS\01036410 - Durham Signal System\Plans\Splicing\U-5968_ITS_spl_C31_287_05-0406.dgn