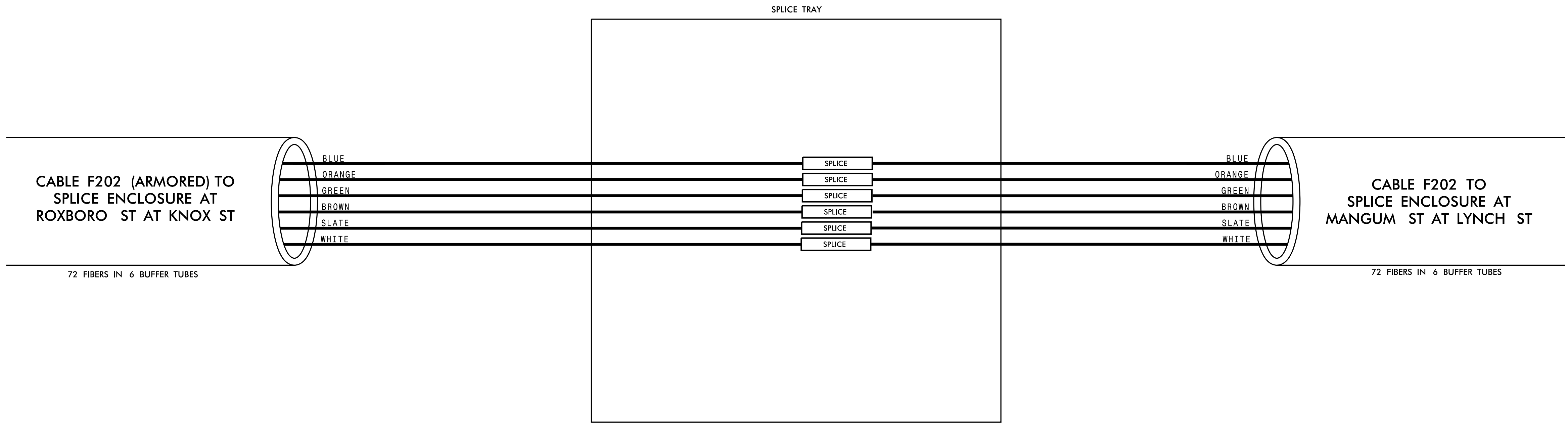


**CHANNEL A06
SPLICE ENCLOSURE AT
MARKHAM AV AT MANGUM ST**

COLOR CODE TIA/EIA 598-C		LEGEND	
(1) BLUE	(7) RED	X - FUSION SPLICE INDIVIDUAL FIBER	
(2) ORANGE	(8) BLACK	O - EXISTING SPLICE	
(3) GREEN	(9) YELLOW	□ - EXPRESS INDIVIDUAL FIBER	
(4) BROWN	(10) VIOLET	EXPRESS	EXPRESS ENTIRE BUFFER TUBE
(5) SLATE	(11) ROSE	SPLICE	SPLICE ENTIRE BUFFER TUBE OR MAINTAIN IF EXISTING EXPRESSED
(6) WHITE	(12) AQUA	NOTES:	
1. FIBER INTERCONNECT CENTER RACKS ARE SCHEMATIC ONLY - ACTUAL EQUIPMENT FORM MAY VARY.			
2. ETHERNET SWITCH TERMINATION CONFIGURATIONS ARE GENERIC. CONTRACTOR IS RESPONSIBLE FOR DETERMINING /ENSURING PROPER TERMINATION.			
3. CONTRACTOR IS RESPONSIBLE FOR FIELD VERIFYING EXISTING SPlicing. THE CONTRACTOR SHALL COORDINATE WITH THE ENGINEER WHERE EXISTING SPlicing IS NOT AS EXPECTED.			



12/17/2018 K:\ARL_TPTD_ITS\01036410 - Durham Signal System\Plans\Splicing\U-5968_ITS_spl_CHA06_079_THROUGH_SPLICE.dgn

CHANNEL A06

Kimley»Horn
 NC License #F-0102
 421 Fayetteville St., Suite 600
 Raleigh, NC 27636
 Tel: (919) 677-2000
 Fax: (919) 677-2050

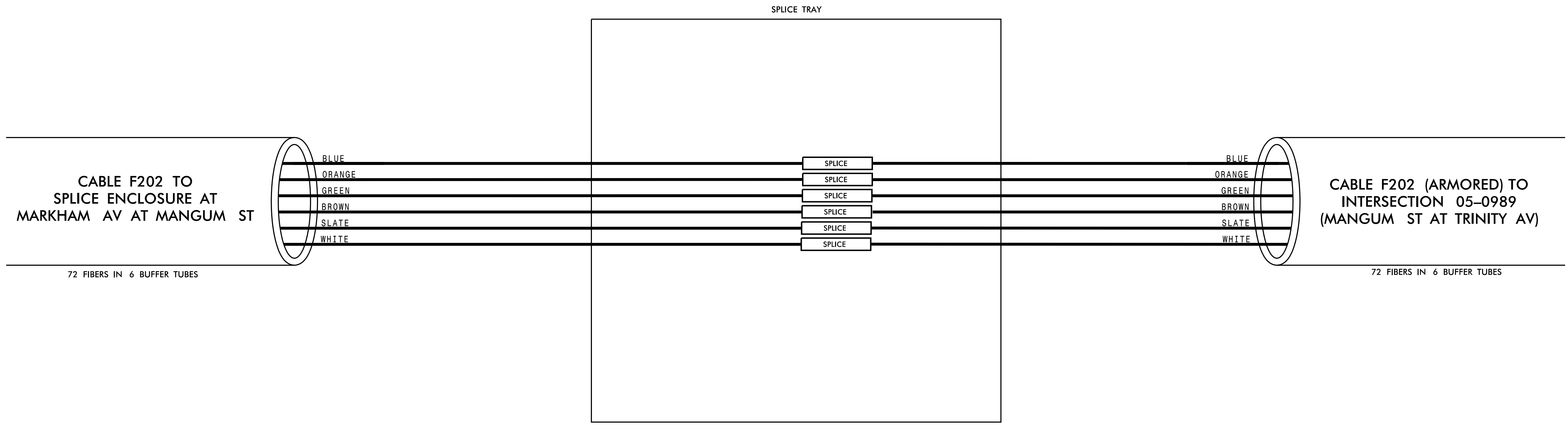
	CITY OF DURHAM COMPUTERIZED SIGNAL SYSTEM SPLICE DETAIL		
	DIVISION 05 PLAN DATE: DEC 2018 PREPARED BY: KHA	DURHAM COUNTY REVIEWED BY: N. MENGELKOCH REVIEWED BY: K. SMITH	
SCALE 0	REVISIONS _____ _____ _____	INIT. _____ _____ _____	DATE _____ _____ _____
Documented by: <i>Kevin W. Smith</i> 12/19/2018 Signature: _____ Date: _____ CADD Filename:			

**CHANNEL A06
SPLICE ENCLOSURE AT
MANGUM ST AT LYNCH ST**

COLOR CODE TIA/EIA 598-C		LEGEND	
(1) BLUE	(7) RED	X	- FUSION SPLICE INDIVIDUAL FIBER
(2) ORANGE	(8) BLACK	O	- EXISTING SPLICE
(3) GREEN	(9) YELLOW	□	- EXPRESS INDIVIDUAL FIBER
(4) BROWN	(10) VIOLET	EXPRESS	EXPRESS ENTIRE BUFFER TUBE
(5) SLATE	(11) ROSE	SPLICE	SPLICE ENTIRE BUFFER TUBE OR MAINTAIN IF EXISTING EXPRESSED
(6) WHITE	(12) AQUA		

NOTES:

- FIBER INTERCONNECT CENTER RACKS ARE SCHEMATIC ONLY - ACTUAL EQUIPMENT FORM MAY VARY.
- ETHERNET SWITCH TERMINATION CONFIGURATIONS ARE GENERIC. CONTRACTOR IS RESPONSIBLE FOR DETERMINING /ENSURING PROPER TERMINATION.
- CONTRACTOR IS RESPONSIBLE FOR FIELD VERIFYING EXISTING SPlicing. THE CONTRACTOR SHALL COORDINATE WITH THE ENGINEER WHERE EXISTING SPlicing IS NOT AS EXPECTED.



12/17/2018 K:\ARL_TPTD_ITS\01036410 - Durham Signal System\Plans\Splicing\U-5968_ITS_spl_CHA06_080_THROUGH_SPLICE.dgn

CHANNEL A06

Kimley»Horn
 NC License #F-0102
 421 Fayetteville St., Suite 600
 Raleigh, NC 27636
 Tel: (919) 677-2000
 Fax: (919) 677-2050

	CITY OF DURHAM COMPUTERIZED SIGNAL SYSTEM SPLICE DETAIL		
	DIVISION 05 DURHAM COUNTY		
PLAN DATE: DEC 2018	REVIEWED BY: N. MENGELKOCH		Documented by: <u>Kevin W. Smith</u> 12/19/2018 SIGNATURE DATE CADD Filename:
PREPARED BY: KHA	REVIEWED BY: K. SMITH		
REVISIONS	INIT.	DATE	

CHANNEL A06
SPLICE ENCLOSURE AT
(MANGUM AT TRINITY AV)
SIG ID 05-0989 (MANGUM ST AT TRINITY AV)
SIG ID 05-0332 (ROXBORO ST AT TRINITY AV)

COLOR CODE
TIA/EIA 598-C

(1) BLUE	(7) RED
(2) ORANGE	(8) BLACK
(3) GREEN	(9) YELLOW
(4) BROWN	(10) VIOLET
(5) SLATE	(11) ROSE
(6) WHITE	(12) AQUA

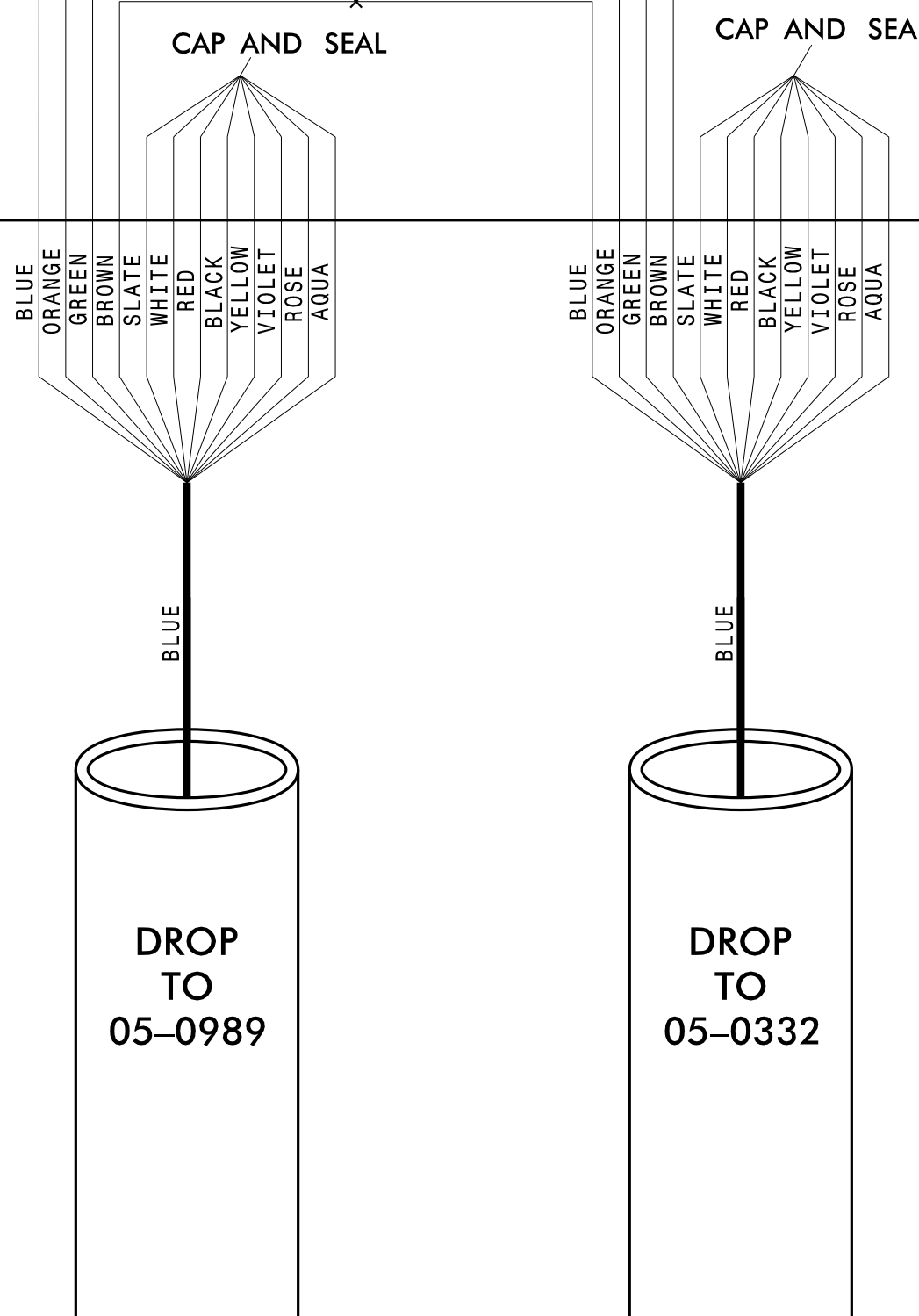
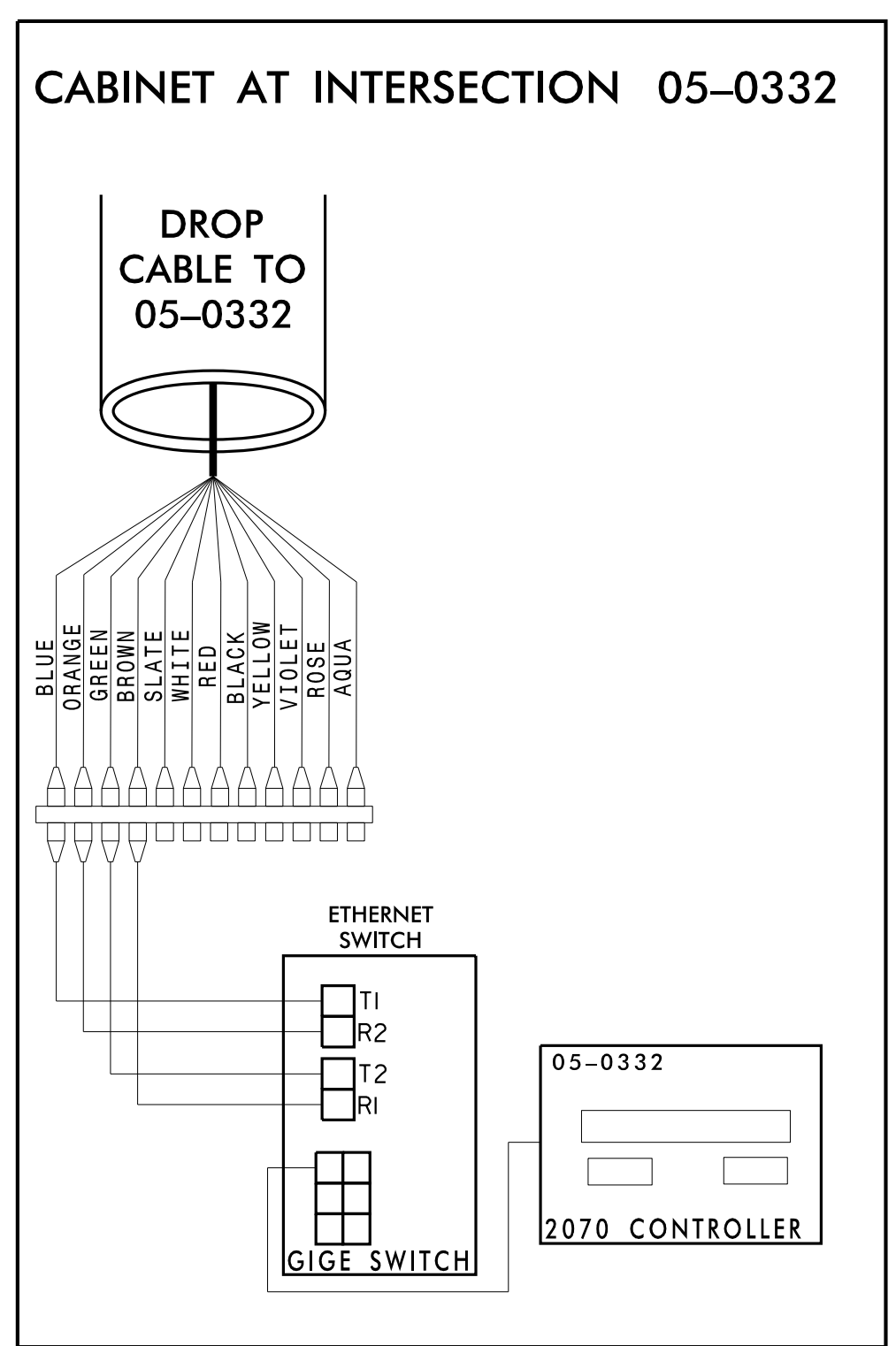
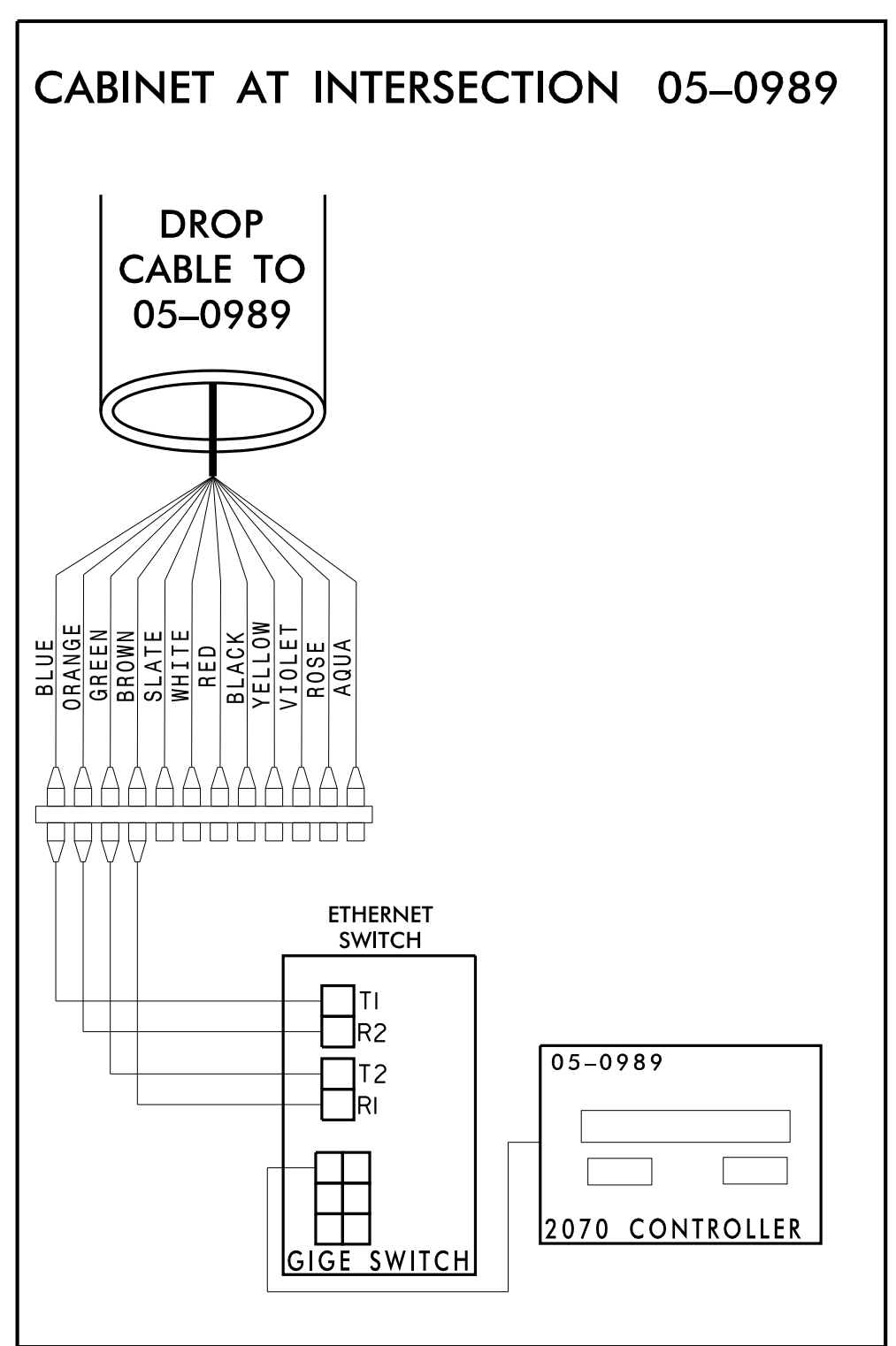
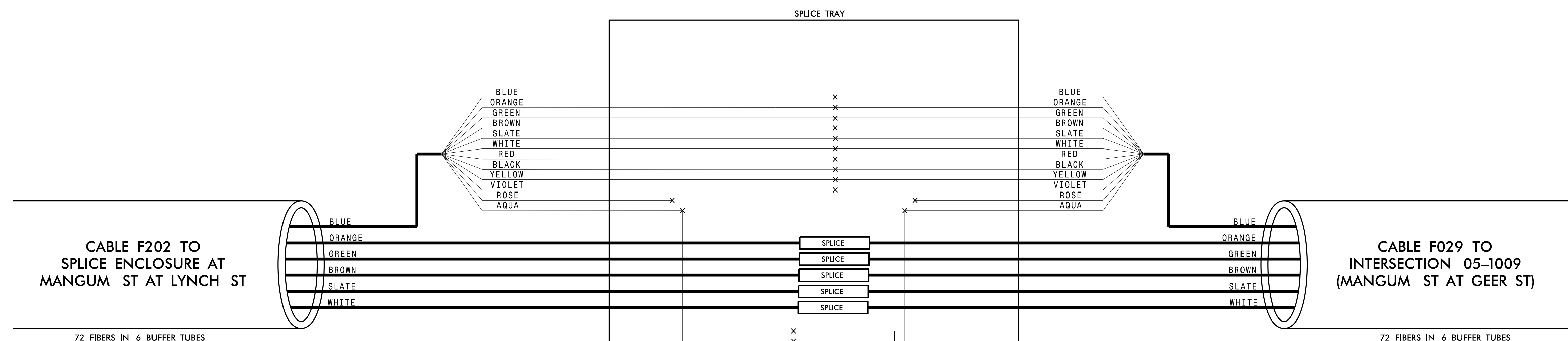
LEGEND

X - FUSION SPLICE INDIVIDUAL FIBER
 O - EXISTING SPLICE
 □ - EXPRESS INDIVIDUAL FIBER

EXPRESS - EXPRESS ENTIRE BUFFER TUBE
 SPLICE - SPLICE ENTIRE BUFFER TUBE OR MAINTAIN IF EXISTING EXPRESSED

NOTES:

- FIBER INTERCONNECT CENTER RACKS ARE SCHEMATIC ONLY - ACTUAL EQUIPMENT FORM MAY VARY.
- ETHERNET SWITCH TERMINATION CONFIGURATIONS ARE GENERIC. CONTRACTOR IS RESPONSIBLE FOR DETERMINING /ENSURING PROPER TERMINATION.
- CONTRACTOR IS RESPONSIBLE FOR FIELD VERIFYING EXISTING SPlicing. THE CONTRACTOR SHALL COORDINATE WITH THE ENGINEER WHERE EXISTING SPlicing IS NOT AS EXPECTED.



CHANNEL A06

CITY OF DURHAM COMPUTERIZED SIGNAL SYSTEM

SPLICE DETAIL

DIVISION 05 DURHAM COUNTY

PLAN DATE: DEC 2018 REVIEWED BY: N. MENGELKOCH

PREPARED BY: KHA REVIEWED BY: K. SMITH

REVISIONS: INIT. DATE

SCALE: 0

Kimley»Horn
 NC License #F-0102
 421 Fayetteville St., Suite 600
 Raleigh, NC 27636
 Tel: (919) 677-2000
 Fax: (919) 677-2050

Seal: NORTH CAROLINA PROFESSIONAL ENGINEER KEVIN W. SMITH SEAL 030472

Documented by: Kevin Smith 12/19/2018

CADD File name:

12/17/2018 K:\ARL_TPTD_ITS\01036410 - Durham Signal System\Plans\Splicing\U-5968_ITS_spl_CHA06_081_05-0989.dgn