

**CHANNEL A04
SPLICE ENCLOSURE AT
(ROXBORO ST AT SEVEN OAKS RD)
SIG ID 05-0428**

COLOR CODE TIA/EIA 598-C

(1) BLUE	(7) RED
(2) ORANGE	(8) BLACK
(3) GREEN	(9) YELLOW
(4) BROWN	(10) VIOLET
(5) SLATE	(11) ROSE
(6) WHITE	(12) AQUA

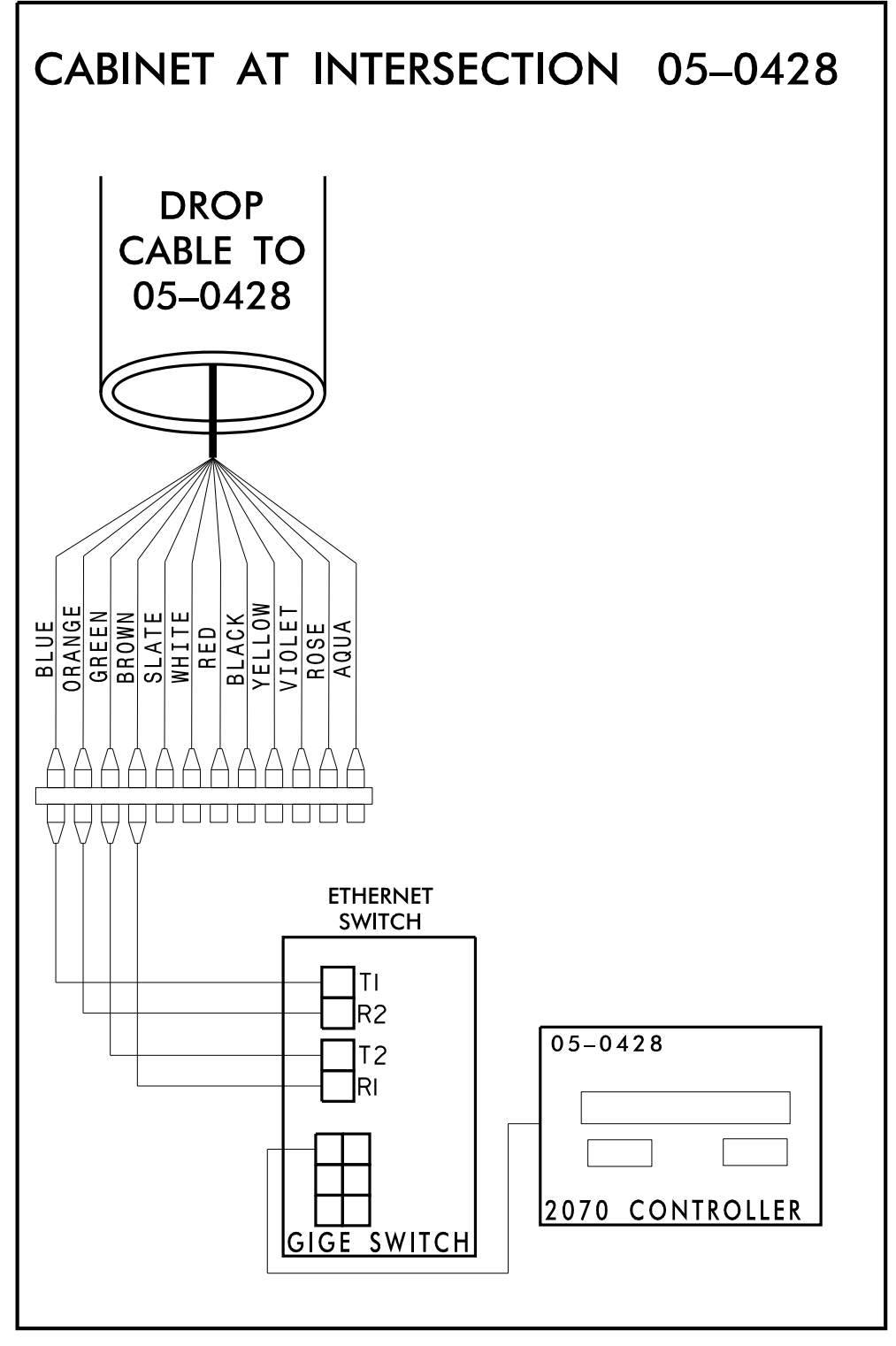
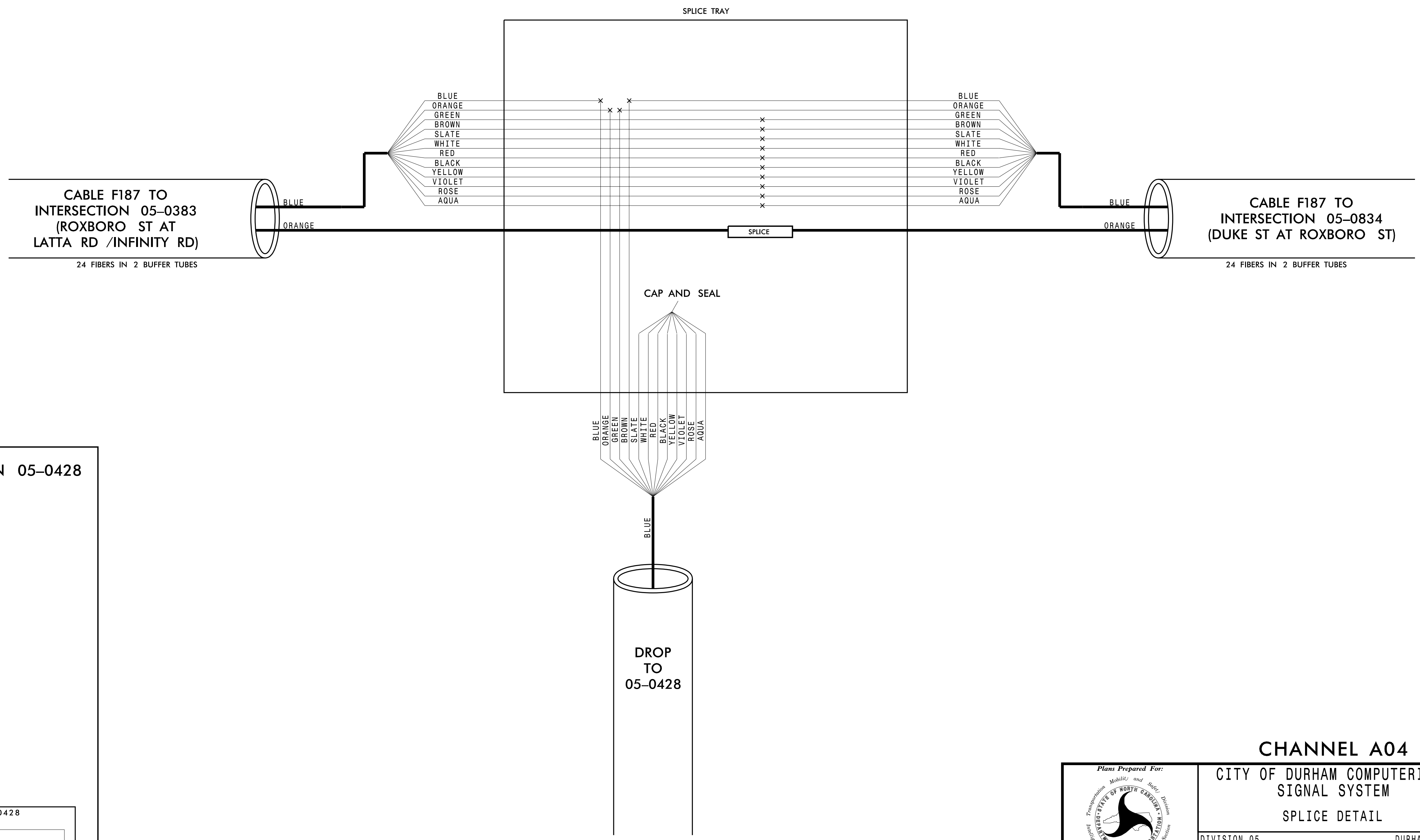
LEGEND

X - FUSION SPLICE INDIVIDUAL FIBER
 O - EXISTING SPLICE
 □ - EXPRESS INDIVIDUAL FIBER

EXPRESS - EXPRESS ENTIRE BUFFER TUBE
 SPLICE - SPLICE ENTIRE BUFFER TUBE OR MAINTAIN IF EXISTING EXPRESSED

NOTES:

1. FIBER INTERCONNECT CENTER RACKS ARE SCHEMATIC ONLY - ACTUAL EQUIPMENT FORM MAY VARY.
2. ETHERNET SWITCH TERMINATION CONFIGURATIONS ARE GENERIC. CONTRACTOR IS RESPONSIBLE FOR DETERMINING /ENSURING PROPER TERMINATION.
3. CONTRACTOR IS RESPONSIBLE FOR FIELD VERIFYING EXISTING SPlicing. THE CONTRACTOR SHALL COORDINATE WITH THE ENGINEER WHERE EXISTING SPlicing IS NOT AS EXPECTED.



CHANNEL A04

CITY OF DURHAM COMPUTERIZED SIGNAL SYSTEM

SPLICE DETAIL

Division 05 DURHAM COUNTY

PLAN DATE: DEC 2018 REVIEWED BY: N. MENGELKOCH

PREPARED BY: KHA REVIEWED BY: K. SMITH

REVISIONS	INIT.	DATE

Scale: 0

Kimley»Horn
 NC License #F-0102
 421 Fayetteville St., Suite 600
 Raleigh, NC 27636
 Tel: (919) 677-2000
 Fax: (919) 677-2050

Seal: NORTH CAROLINA PROFESSIONAL ENGINEER KEVIN W. SMITH SEAL 030472

DocuSigned by: Kevin W. Smith 12/19/2018

12/17/2018 K:\ARL_TPTD_ITS\01036410 - Durham Signal System\Plans\Splicing\U-5968_ITS_spl_CHA04_043_05-0428.dgn

**CHANNEL A04
 SPLICE ENCLOSURE AT
 (DUKE ST AT ROXBORO ST)
 SIG ID 05-0834
 CCTV 2112**

COLOR CODE
 TIA/EIA 598-C

(1) BLUE	(7) RED
(2) ORANGE	(8) BLACK
(3) GREEN	(9) YELLOW
(4) BROWN	(10) VIOLET
(5) SLATE	(11) ROSE
(6) WHITE	(12) AQUA

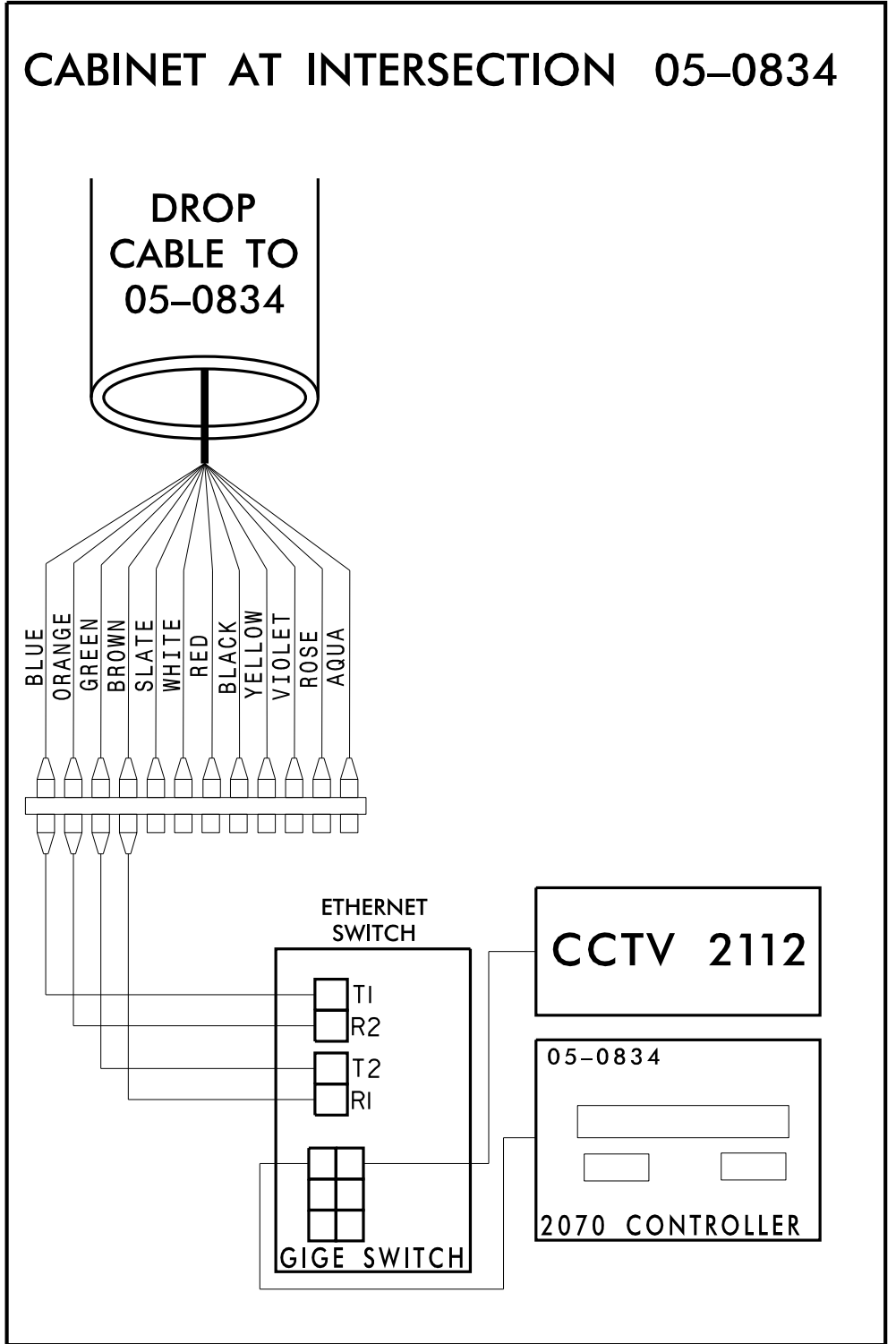
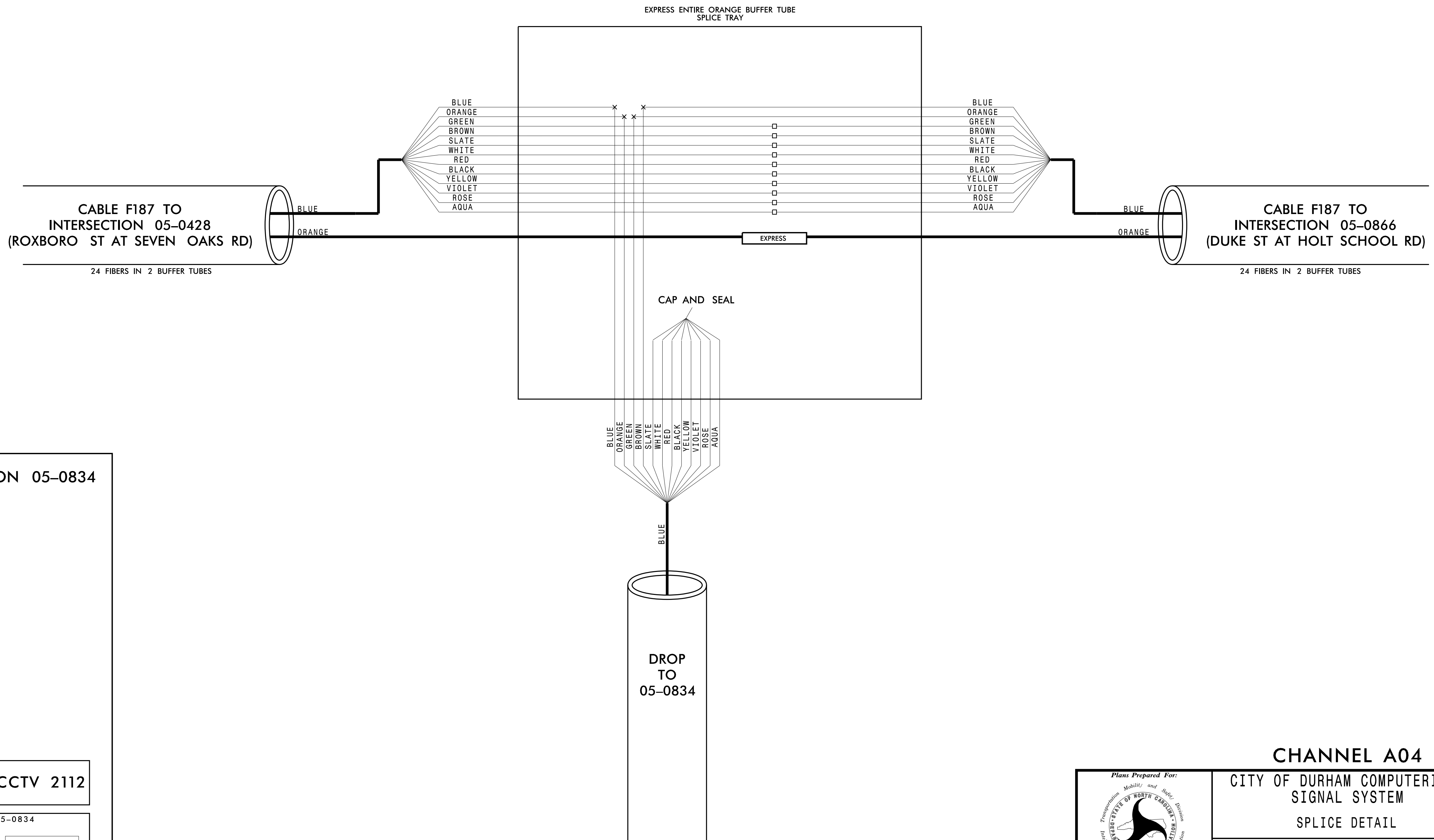
LEGEND

X - FUSION SPLICE INDIVIDUAL FIBER
 O - EXISTING SPLICE
 □ - EXPRESS INDIVIDUAL FIBER

EXPRESS - EXPRESS ENTIRE BUFFER TUBE
 SPLICE - SPLICE ENTIRE BUFFER TUBE OR MAINTAIN IF EXISTING EXPRESSED

NOTES:

- FIBER INTERCONNECT CENTER RACKS ARE SCHEMATIC ONLY - ACTUAL EQUIPMENT FORM MAY VARY.
- ETHERNET SWITCH TERMINATION CONFIGURATIONS ARE GENERIC. CONTRACTOR IS RESPONSIBLE FOR DETERMINING /ENSURING PROPER TERMINATION.
- CONTRACTOR IS RESPONSIBLE FOR FIELD VERIFYING EXISTING SPlicing. THE CONTRACTOR SHALL COORDINATE WITH THE ENGINEER WHERE EXISTING SPlicing IS NOT AS EXPECTED.



CHANNEL A04

CITY OF DURHAM COMPUTERIZED SIGNAL SYSTEM

SPLICE DETAIL

DIVISION 05 DURHAM COUNTY

PLAN DATE: DEC 2018 REVIEWED BY: N. MENGELKOCH

PREPARED BY: KHA REVIEWED BY: K. SMITH

REVISIONS	INIT.	DATE

Seal: NORTH CAROLINA PROFESSIONAL ENGINEER KEVIN W. SMITH SEAL 030472

DocuSigned by: Kevin W. Smith 12/19/2018

CADD Filename: _____

Kimley»Horn

NC License #F-0102
 421 Fayetteville St., Suite 600
 Raleigh, NC 27636
 Tel: (919) 677-2000
 Fax: (919) 677-2050

12/17/2018 K:\ARL_TPTD_ITS\01036410 - Durham Signal System\Plans\Splicing\U-5968_ITS_spl_CHA04_044_05-0834.dgn

**CHANNEL A04
SPLICE ENCLOSURE AT
(DUKE ST AT HOLT SCHOOL RD)
SIG ID 05-0866**

COLOR CODE TIA/EIA 598-C

(1) BLUE	(7) RED
(2) ORANGE	(8) BLACK
(3) GREEN	(9) YELLOW
(4) BROWN	(10) VIOLET
(5) SLATE	(11) ROSE
(6) WHITE	(12) AQUA

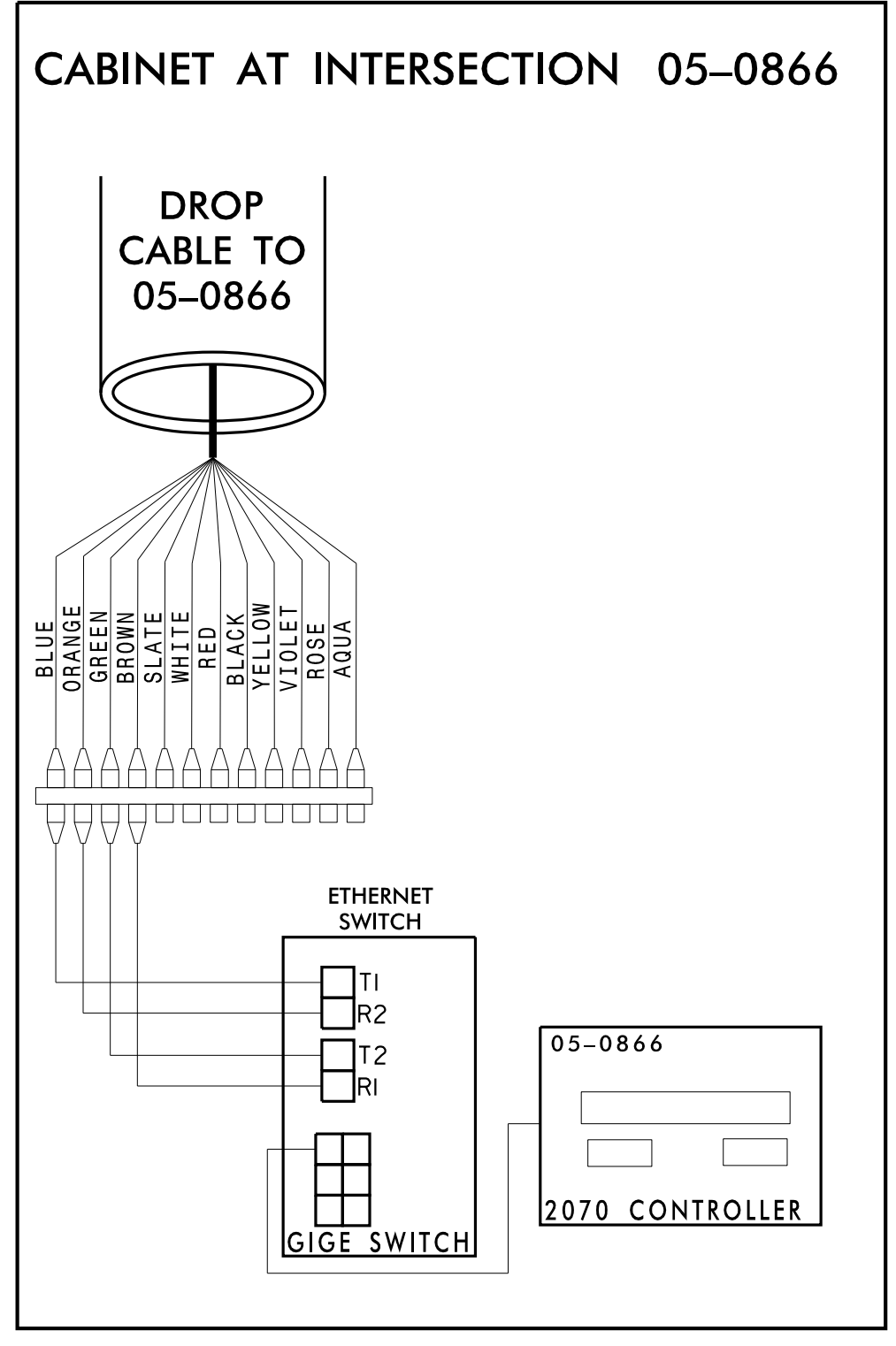
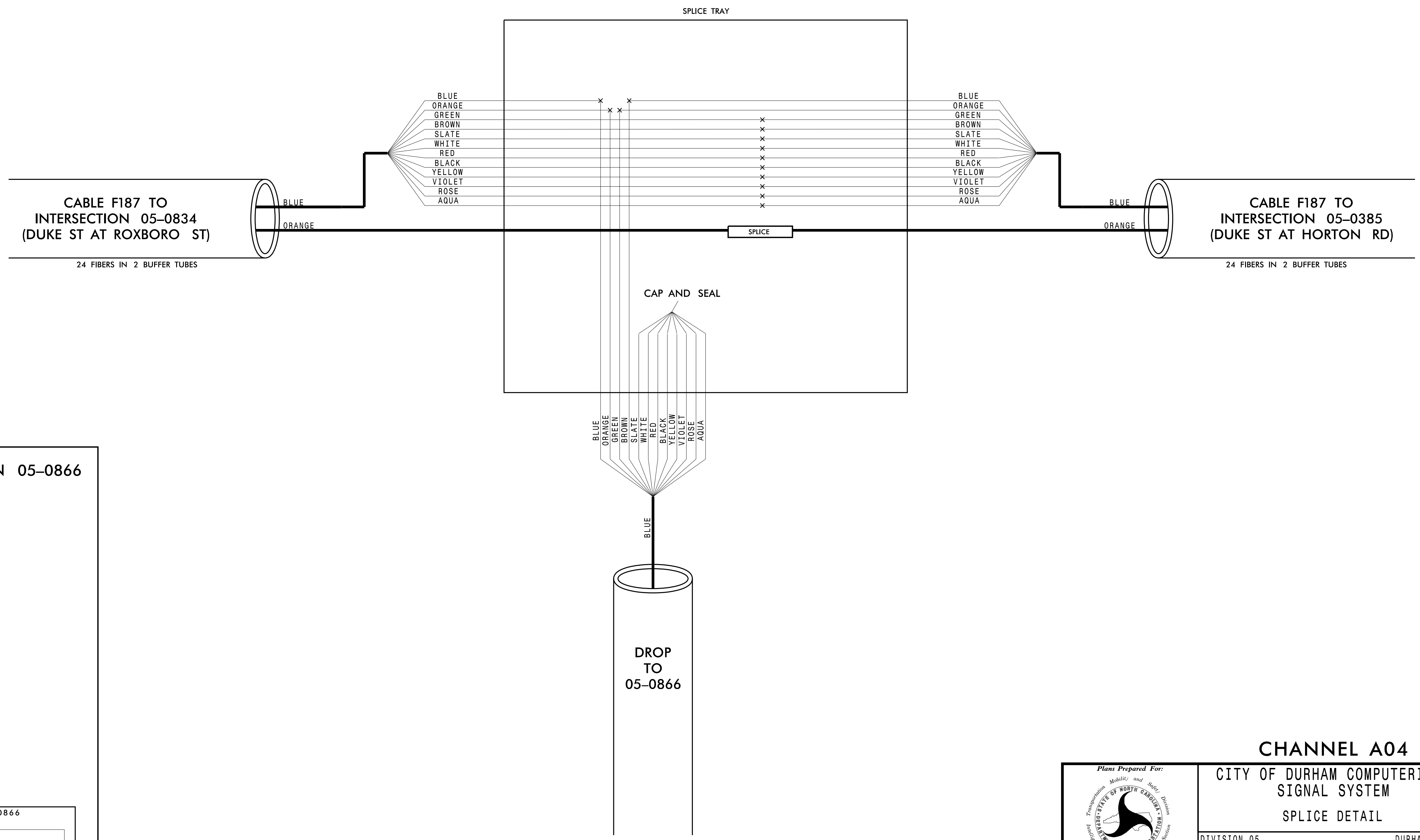
LEGEND

X - FUSION SPLICE INDIVIDUAL FIBER
 O - EXISTING SPLICE
 □ - EXPRESS INDIVIDUAL FIBER

EXPRESS - EXPRESS ENTIRE BUFFER TUBE
 SPLICE - SPLICE ENTIRE BUFFER TUBE OR MAINTAIN IF EXISTING EXPRESSED

NOTES:

1. FIBER INTERCONNECT CENTER RACKS ARE SCHEMATIC ONLY - ACTUAL EQUIPMENT FORM MAY VARY.
2. ETHERNET SWITCH TERMINATION CONFIGURATIONS ARE GENERIC. CONTRACTOR IS RESPONSIBLE FOR DETERMINING /ENSURING PROPER TERMINATION.
3. CONTRACTOR IS RESPONSIBLE FOR FIELD VERIFYING EXISTING SPlicing. THE CONTRACTOR SHALL COORDINATE WITH THE ENGINEER WHERE EXISTING SPlicing IS NOT AS EXPECTED.



CHANNEL A04

CITY OF DURHAM COMPUTERIZED SIGNAL SYSTEM

SPLICE DETAIL

DIVISION 05 DURHAM COUNTY

PLAN DATE: DEC 2018 REVIEWED BY: N. MENGELKOCH

PREPARED BY: KHA REVIEWED BY: K. SMITH

REVISIONS	INIT.	DATE

SCALE: 0

Kimley»Horn
 NC License #F-0102
 421 Fayetteville St., Suite 600
 Raleigh, NC 27636
 Tel: (919) 677-2000
 Fax: (919) 677-2050

Seal: NORTH CAROLINA PROFESSIONAL ENGINEER KEVIN W. SMITH SEAL 030472

Documented by: KEVIN W. SMITH 12/19/2018

CADD Filename:

12/17/2018 K:\ARL_TPTD_ITS\01036410 - Durham Signal System\Plans\Splicing\U-5968_ITS_spl_CHA04_045_05-0866.dgn