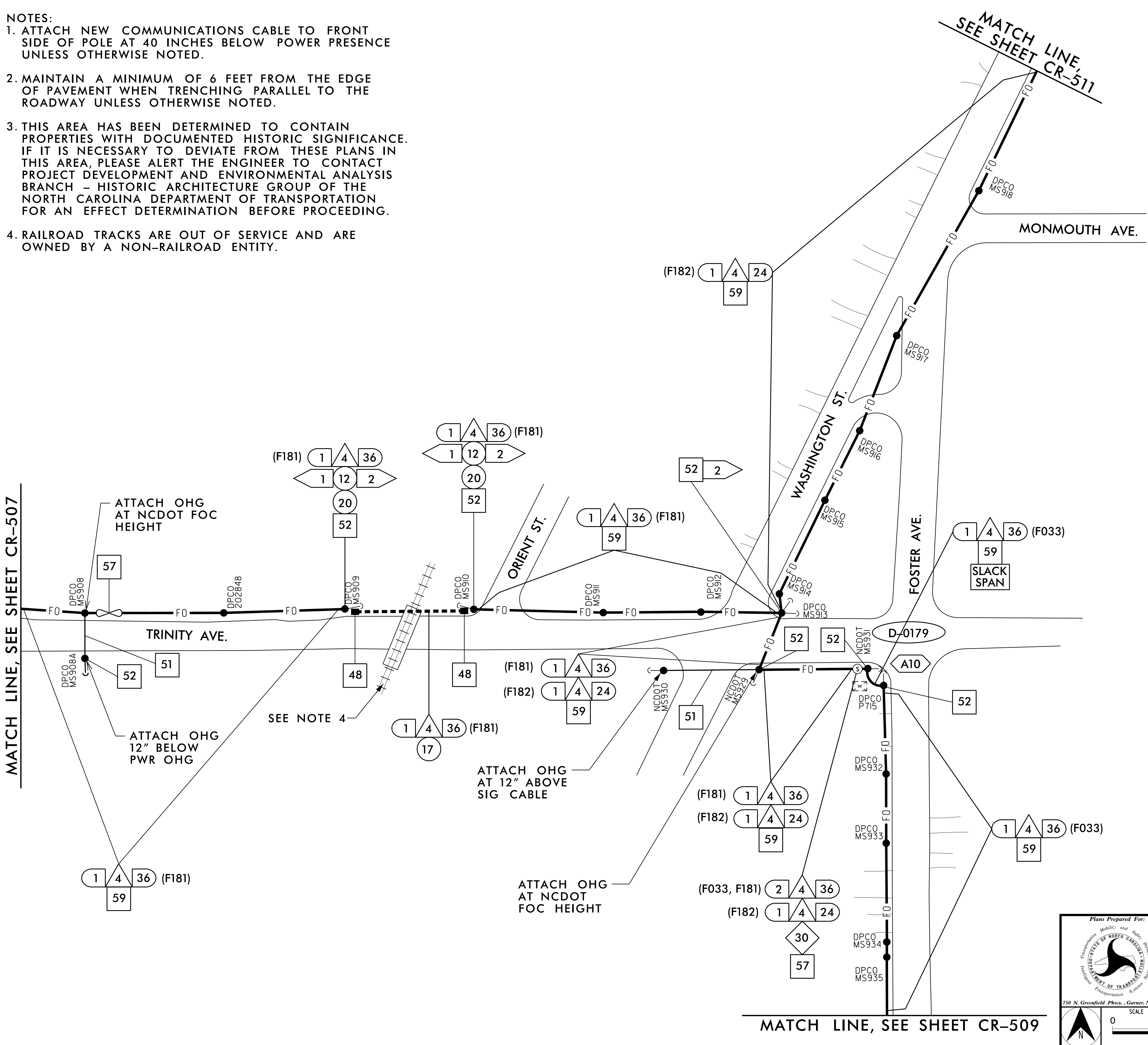


NOTES:

1. ATTACH NEW COMMUNICATIONS CABLE TO FRONT SIDE OF POLE AT 40 INCHES BELOW POWER PRESENCE UNLESS OTHERWISE NOTED.
2. MAINTAIN A MINIMUM OF 6 FEET FROM THE EDGE OF PAVEMENT WHEN TRENCHING PARALLEL TO THE ROADWAY UNLESS OTHERWISE NOTED.
3. THIS AREA HAS BEEN DETERMINED TO CONTAIN PROPERTIES WITH DOCUMENTED HISTORIC SIGNIFICANCE. IF IT IS NECESSARY TO DEVIATE FROM THESE PLANS IN THIS AREA, PLEASE ALERT THE ENGINEER TO CONTACT PROJECT DEVELOPMENT AND ENVIRONMENTAL ANALYSIS BRANCH - HISTORIC ARCHITECTURE GROUP OF THE NORTH CAROLINA DEPARTMENT OF TRANSPORTATION FOR AN EFFECT DETERMINATION BEFORE PROCEEDING.
4. RAILROAD TRACKS ARE OUT OF SERVICE AND ARE OWNED BY A NON-RAILROAD ENTITY.



12/14/2018 K:\ARL_TPTD_ITS\0103640 - Durham Signal System\Plans\U-5968_ITS_psh_508.dgn

MATCH LINE, SEE SHEET CR-507

MATCH LINE, SEE SHEET CR-511

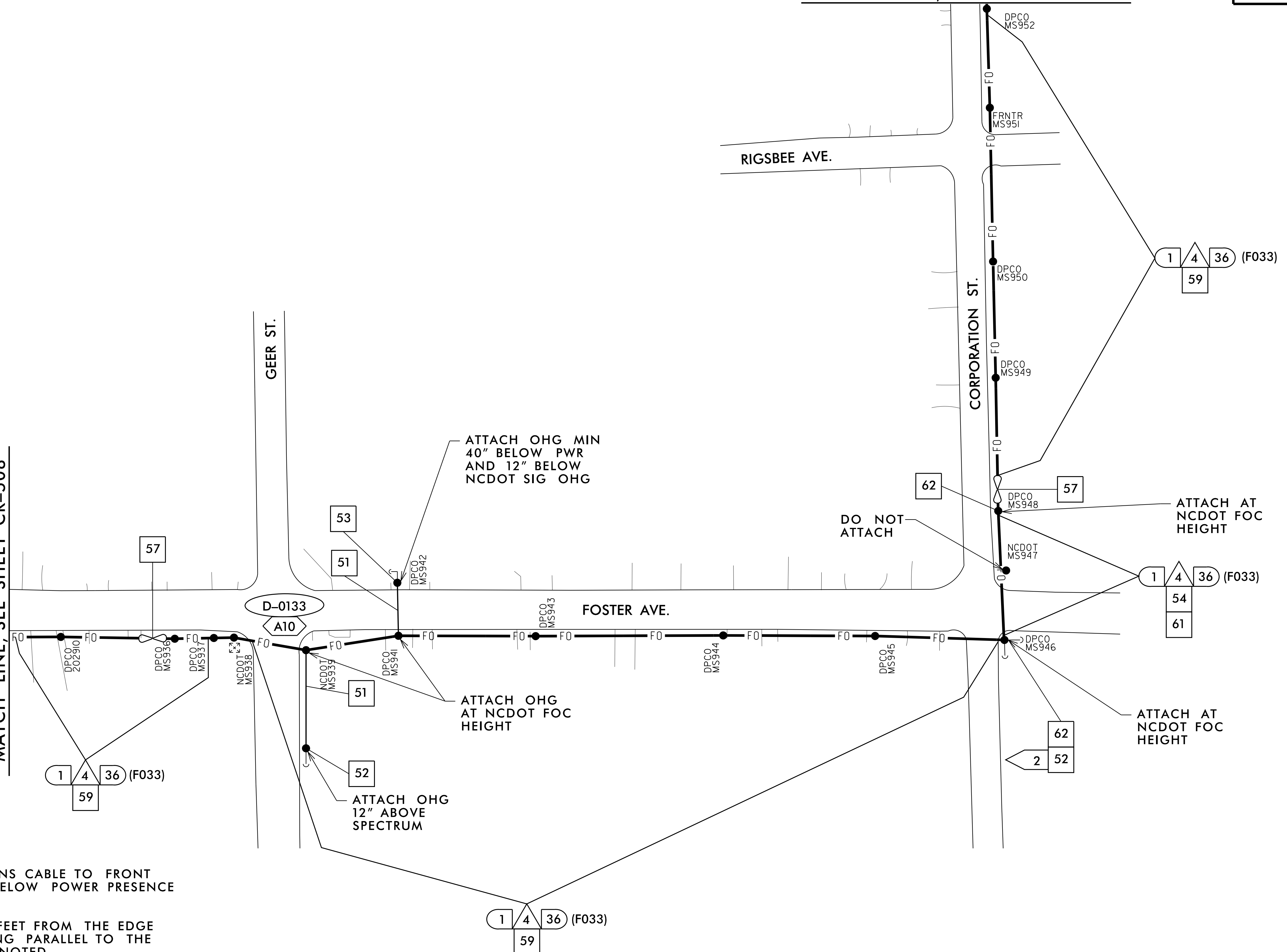
MATCH LINE, SEE SHEET CR-509

Kimley»Horn
 NC License #F-0102
 421 Fayetteville St., Suite 600
 Raleigh, NC 27636
 Tel: (919) 677-2000
 Fax: (919) 677-2050

	CITY OF DURHAM COMPUTERIZED SIGNAL SYSTEM COMMUNICATIONS CABLE AND CONDUIT ROUTING PLAN		
	DIVISION 05 DURHAM COUNTY PLAN DATE: DEC 2018 REVIEWED BY: I. VAN OSDELL PREPARED BY: KHA REVIEWED BY: K. SMITH		
250 N. Greenfield Place, Garner, NC 27529 SCALE 0 50 	REVISIONS INIT. DATE	DocuSigned by: Kevin W. Smith 12/19/2018 SIGNATURE DATE	SEAL NORTH CAROLINA PROFESSIONAL ENGINEER KEVIN W. SMITH No. 030472

MATCH LINE, SEE SHEET CR-510

MATCH LINE, SEE SHEET CR-508



NOTES:

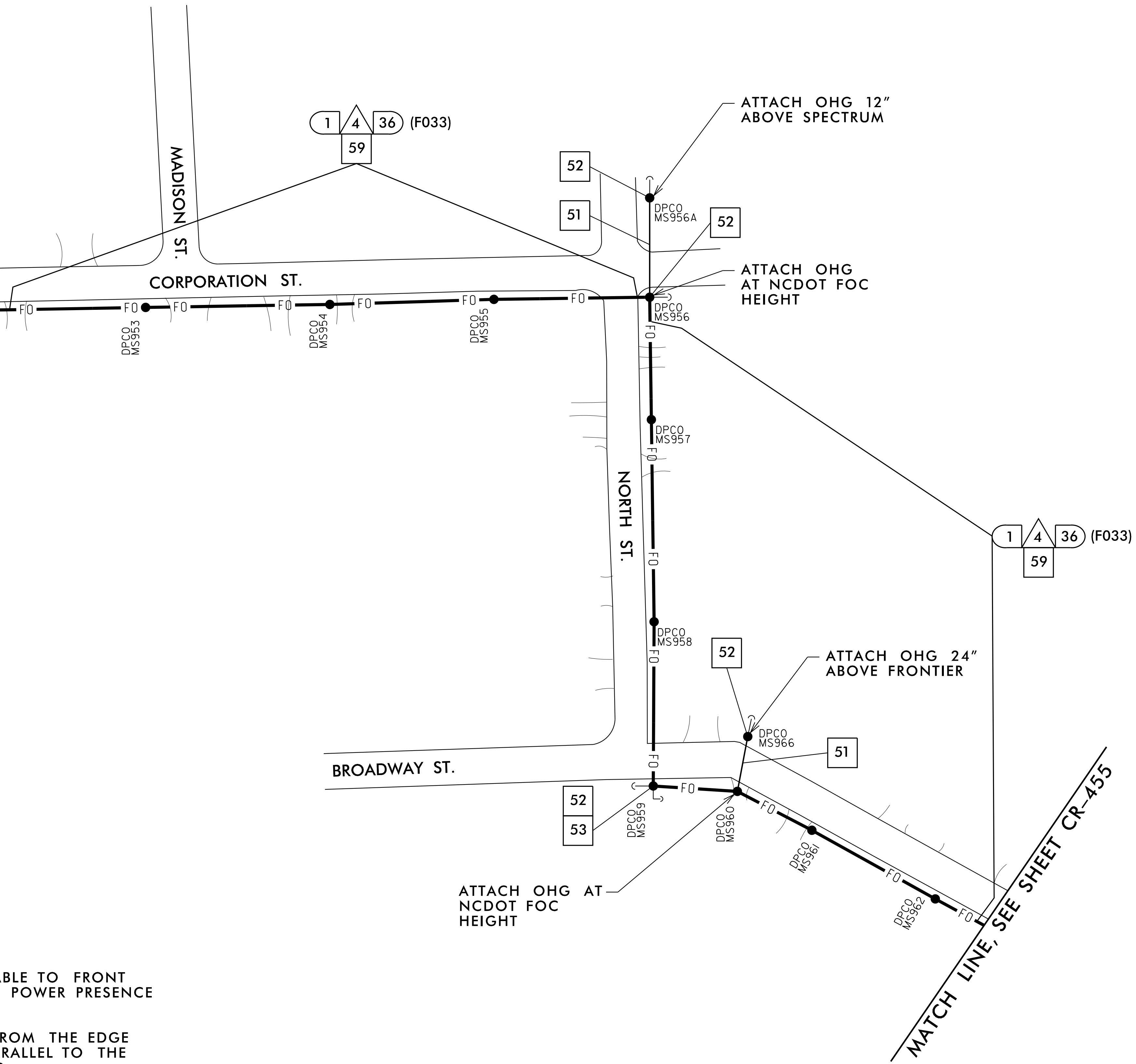
1. ATTACH NEW COMMUNICATIONS CABLE TO FRONT SIDE OF POLE AT 40 INCHES BELOW POWER PRESENCE UNLESS OTHERWISE NOTED.
2. MAINTAIN A MINIMUM OF 6 FEET FROM THE EDGE OF PAVEMENT WHEN TRENCHING PARALLEL TO THE ROADWAY UNLESS OTHERWISE NOTED.
3. THIS AREA HAS BEEN DETERMINED TO CONTAIN PROPERTIES WITH DOCUMENTED HISTORIC SIGNIFICANCE. IF IT IS NECESSARY TO DEVIATE FROM THESE PLANS IN THIS AREA, PLEASE ALERT THE ENGINEER TO CONTACT PROJECT DEVELOPMENT AND ENVIRONMENTAL ANALYSIS BRANCH - HISTORIC ARCHITECTURE GROUP OF THE NORTH CAROLINA DEPARTMENT OF TRANSPORTATION FOR AN EFFECT DETERMINATION BEFORE PROCEEDING.

12/14/2018 K:\ARL_TPTD_LITS\01036410 - Durham Signal System\Plans\U-5968_LITS_psh_509.dgn

Kimley»Horn
 NC License #F-0102
 421 Fayetteville St., Suite 600
 Raleigh, NC 27636
 Tel: (919) 677-2000
 Fax: (919) 677-2050

	CITY OF DURHAM COMPUTERIZED SIGNAL SYSTEM COMMUNICATIONS CABLE AND CONDUIT ROUTING PLAN								
	DIVISION 05 PLAN DATE: DEC 2018 PREPARED BY: KHA	DURHAM COUNTY REVIEWED BY: I. VAN OSDELL REVIEWED BY: K. SMITH		SEAL NORTH CAROLINA PROFESSIONAL ENGINEER KEVIN W. SMITH SEAL 030472 DATE: 12/19/2018					
SCALE: 0 50		<table border="1"> <thead> <tr> <th>REVISIONS</th> <th>INIT.</th> <th>DATE</th> </tr> </thead> <tbody> <tr> <td> </td> <td> </td> <td> </td> </tr> </tbody> </table>	REVISIONS	INIT.	DATE				DocuSigned by: DATE: 12/19/2018 CADD Filename:
REVISIONS	INIT.	DATE							

MATCH LINE, SEE SHEET CR-509



NOTES:

1. ATTACH NEW COMMUNICATIONS CABLE TO FRONT SIDE OF POLE AT 40 INCHES BELOW POWER PRESENCE UNLESS OTHERWISE NOTED.
2. MAINTAIN A MINIMUM OF 6 FEET FROM THE EDGE OF PAVEMENT WHEN TRENCHING PARALLEL TO THE ROADWAY UNLESS OTHERWISE NOTED.
3. THIS AREA HAS BEEN DETERMINED TO CONTAIN PROPERTIES WITH DOCUMENTED HISTORIC SIGNIFICANCE. IF IT IS NECESSARY TO DEVIATE FROM THESE PLANS IN THIS AREA, PLEASE ALERT THE ENGINEER TO CONTACT PROJECT DEVELOPMENT AND ENVIRONMENTAL ANALYSIS BRANCH - HISTORIC ARCHITECTURE GROUP OF THE NORTH CAROLINA DEPARTMENT OF TRANSPORTATION FOR AN EFFECT DETERMINATION BEFORE PROCEEDING.

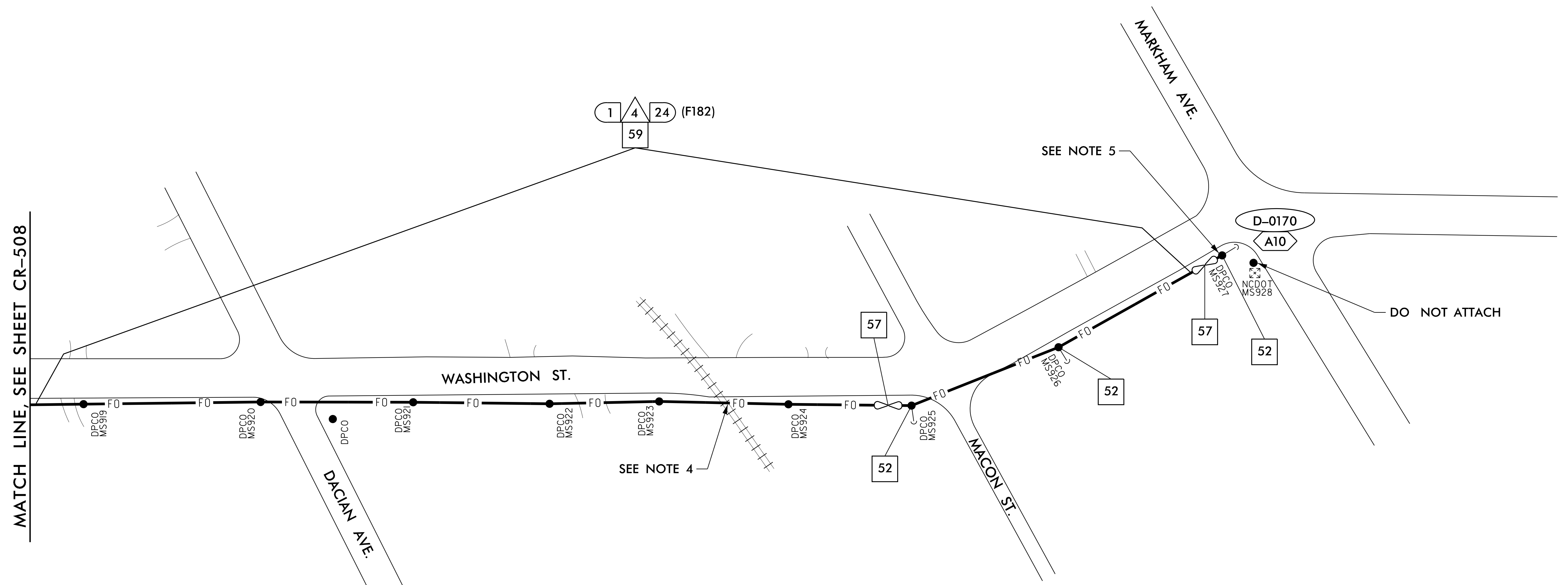
12/14/2018 K:\ARL_TPTD_LITS\01036410 - Durham Signal System\Plans\U-5968_LITS_psh_510.dgn

Kimley»Horn
 NC License #F-0102
 421 Fayetteville St., Suite 600
 Raleigh, NC 27636
 Tel: (919) 677-2000
 Fax: (919) 677-2050



CITY OF DURHAM COMPUTERIZED SIGNAL SYSTEM COMMUNICATIONS CABLE AND CONDUIT ROUTING PLAN	
DIVISION 05	DURHAM COUNTY
PLAN DATE: DEC 2018	REVIEWED BY: I. VAN OSDELL
PREPARED BY: KHA	REVIEWED BY: K. SMITH
REVISIONS	INIT. DATE

SEAL
 NORTH CAROLINA PROFESSIONAL ENGINEER
 SEAL 030472
 KEVIN W. SMITH
 12/19/2018
 CADD Filename:



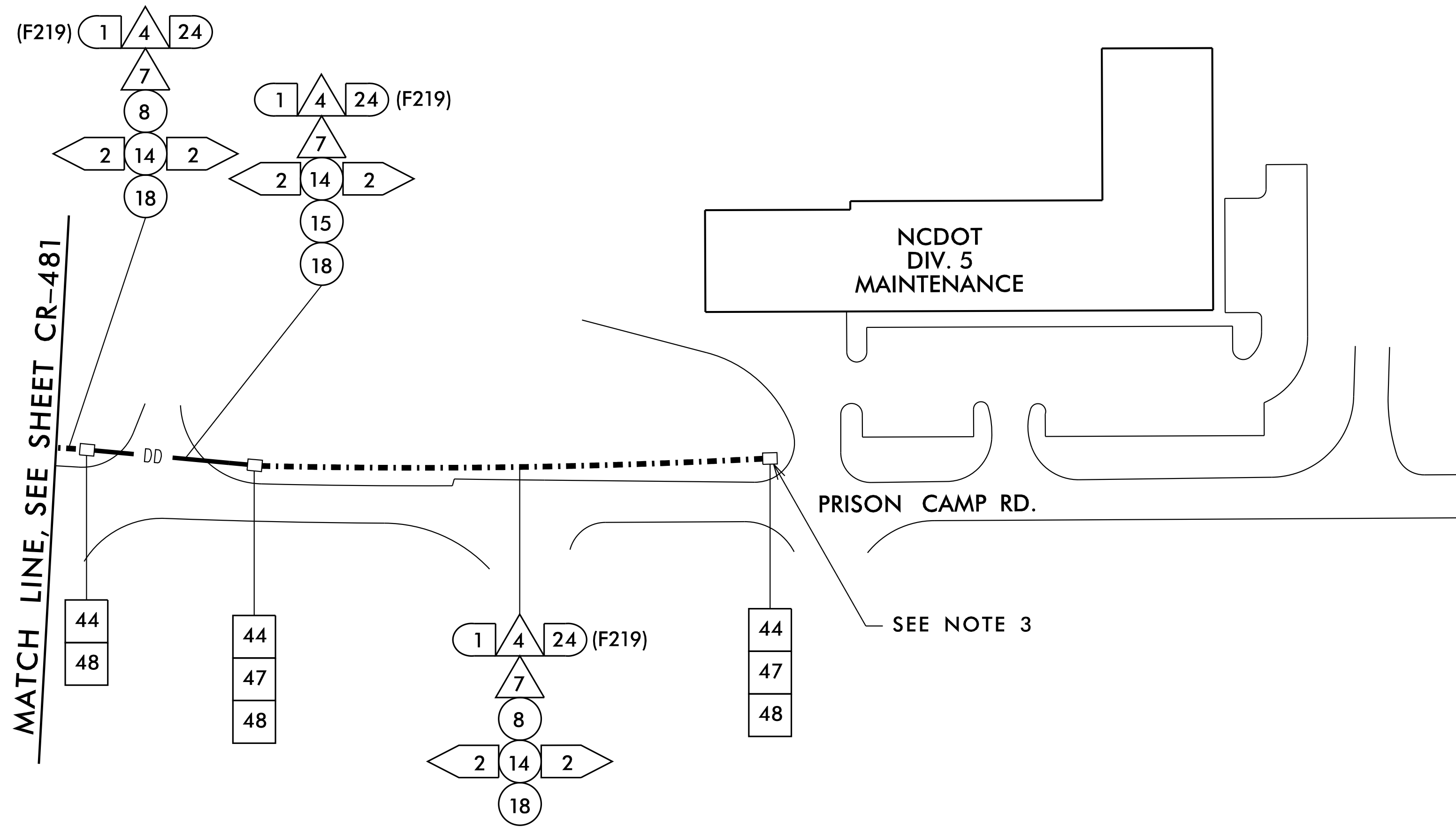
MATCH LINE, SEE SHEET CR-508

- NOTES:**
1. ATTACH NEW COMMUNICATIONS CABLE TO FRONT SIDE OF POLE AT 40 INCHES BELOW POWER PRESENCE UNLESS OTHERWISE NOTED.
 2. MAINTAIN A MINIMUM OF 6 FEET FROM THE EDGE OF PAVEMENT WHEN TRENCHING PARALLEL TO THE ROADWAY UNLESS OTHERWISE NOTED.
 3. THIS AREA HAS BEEN DETERMINED TO CONTAIN PROPERTIES WITH DOCUMENTED HISTORIC SIGNIFICANCE. IF IT IS NECESSARY TO DEVIATE FROM THESE PLANS IN THIS AREA, PLEASE ALERT THE ENGINEER TO CONTACT PROJECT DEVELOPMENT AND ENVIRONMENTAL ANALYSIS BRANCH - HISTORIC ARCHITECTURE GROUP OF THE NORTH CAROLINA DEPARTMENT OF TRANSPORTATION FOR AN EFFECT DETERMINATION BEFORE PROCEEDING.
 4. RAILROAD TRACKS ARE OUT OF SERVICE AND ARE OWNED BY A NON-RAILROAD ENTITY.
 5. CAP AND SEAL END OF CABLE AND COIL AT THIS POLE FOR FUTURE USE BY OTHERS. DO NOT TERMINATE CABLE IN CABINET.

12/14/2018 K:\ARL_TPTD_LITS\01036410 - Durham Signal System\Plans\U-5968_LITS_psh_511.dgn

Kimley»Horn
 NC License #F-0102
 421 Fayetteville St., Suite 600
 Raleigh, NC 27636
 Tel: (919) 677-2000
 Fax: (919) 677-2050

	CITY OF DURHAM COMPUTERIZED SIGNAL SYSTEM COMMUNICATIONS CABLE AND CONDUIT ROUTING PLAN		
	DIVISION 05 PLAN DATE: DEC 2018 PREPARED BY: KHA	DURHAM COUNTY REVIEWED BY: I. VAN OSDELL REVIEWED BY: K. SMITH	
SCALE 0 50	REVISIONS INIT. DATE	REVISIONS INIT. DATE	DocuSign by: KEVIN W. SMITH 12/19/2018 CADD Filename:




NOTES:

1. ATTACH NEW COMMUNICATIONS CABLE TO FRONT SIDE OF POLE AT 40 INCHES BELOW POWER PRESENCE UNLESS OTHERWISE NOTED.
2. MAINTAIN A MINIMUM OF 6 FEET FROM THE EDGE OF PAVEMENT WHEN TRENCHING PARALLEL TO THE ROADWAY UNLESS OTHERWISE NOTED.
3. CAP AND SEAL END OF CABLE AND COIL AT THIS BOX FOR FUTURE USE BY OTHERS.

12/14/2018 K:\ARL_TPTD_ITS\0103640 - Durham Signal System\Plans\U-5968_ITS_psh_512.dgn

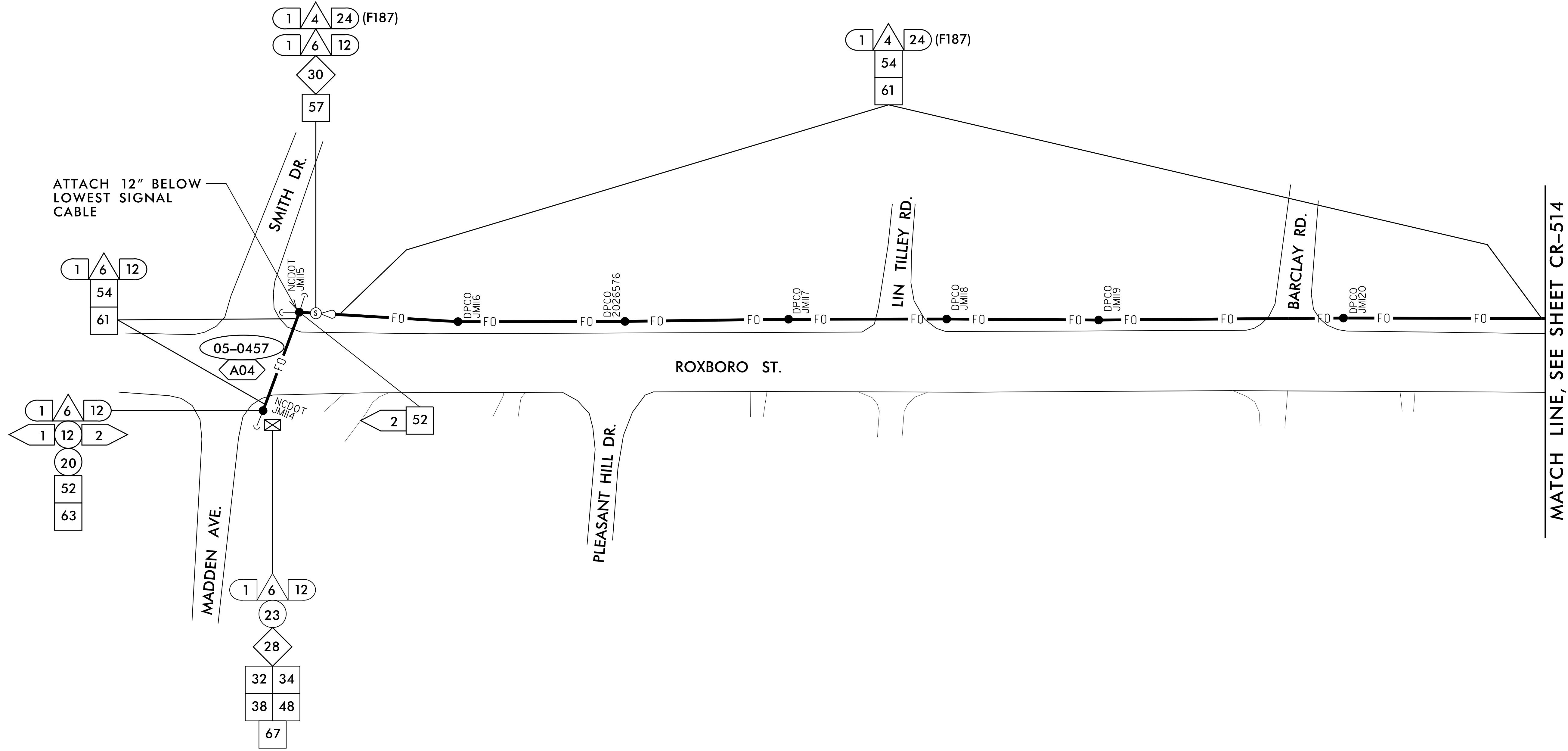
Kimley»Horn
 NC License #F-0102
 421 Fayetteville St., Suite 600
 Raleigh, NC 27636
 Tel: (919) 677-2000
 Fax: (919) 677-2050



CITY OF DURHAM COMPUTERIZED SIGNAL SYSTEM COMMUNICATIONS CABLE AND CONDUIT ROUTING PLAN	
DIVISION 05	DURHAM COUNTY
PLAN DATE: DEC 2018	REVIEWED BY: I. VAN OSDELL
PREPARED BY: KHA	REVIEWED BY: K. SMITH
REVISIONS	INIT. DATE

SEAL
 NORTH CAROLINA PROFESSIONAL ENGINEER
 KEVIN W. SMITH
 SEAL 030472
 Documented by: KEVIN SMITH 12/19/2018
 SIGNATURE DATE
 CADD Filename:

SCALE	0	50



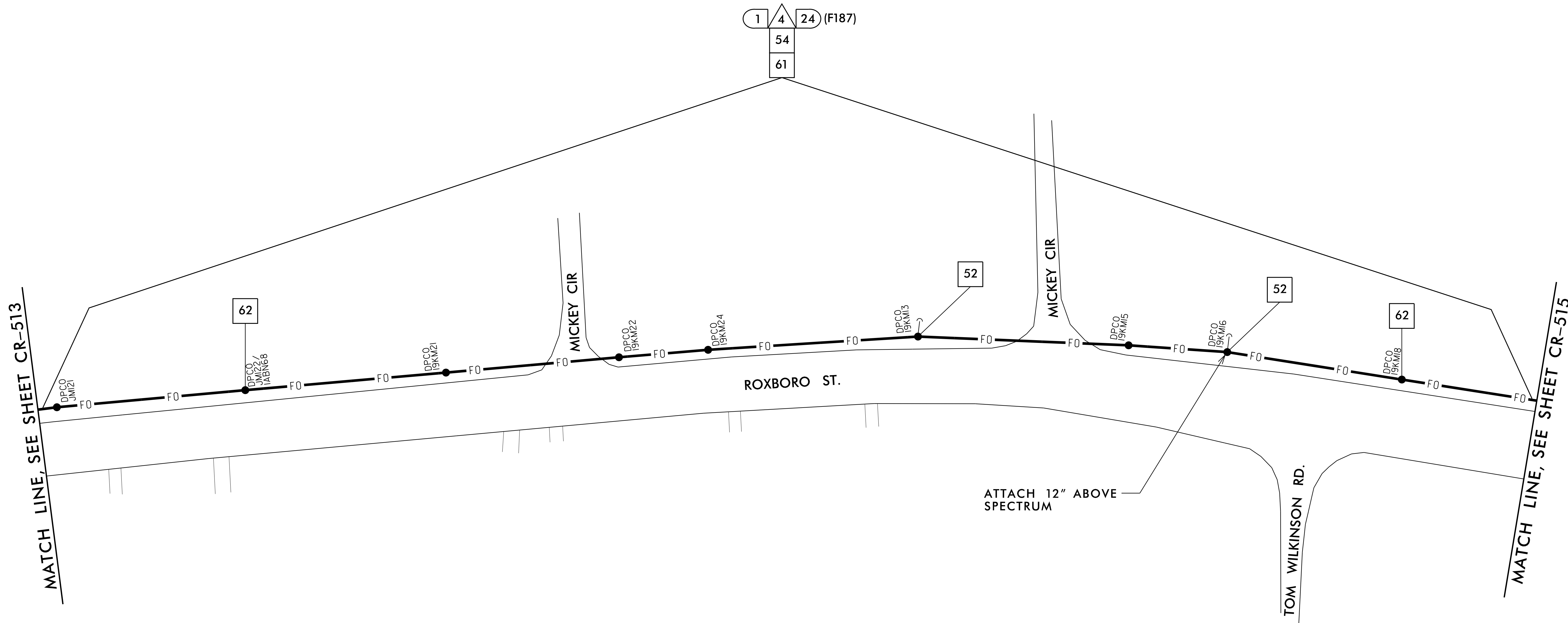
MATCH LINE, SEE SHEET CR-514

- NOTES:**
1. ATTACH NEW COMMUNICATIONS CABLE TO FRONT SIDE OF POLE AT 40 INCHES BELOW POWER PRESENCE UNLESS OTHERWISE NOTED.
 2. MAINTAIN A MINIMUM OF 6 FEET FROM THE EDGE OF PAVEMENT WHEN TRENCHING PARALLEL TO THE ROADWAY UNLESS OTHERWISE NOTED.

12/14/2018 K:\ARL_TPTD\ITS\0103640 - Durham Signal System\Plans\U-5968_ITS_psh_513.dgn

Kimley»Horn
 NC License #F-0102
 421 Fayetteville St., Suite 600
 Raleigh, NC 27636
 Tel: (919) 677-2000
 Fax: (919) 677-2050


	CITY OF DURHAM COMPUTERIZED SIGNAL SYSTEM COMMUNICATIONS CABLE AND CONDUIT ROUTING PLAN		SEAL
	DIVISION 05 DURHAM COUNTY		
PLAN DATE: DEC 2018	REVIEWED BY: I. VAN OSDELL		Documented by: <i>Kevin Smith</i> 12/19/2018 DATE
PREPARED BY: KHA	REVIEWED BY: K. SMITH		
REVISIONS	INIT.	DATE	CADD Filename:



- NOTES:
1. ATTACH NEW COMMUNICATIONS CABLE TO FRONT SIDE OF POLE AT 40 INCHES BELOW POWER PRESENCE UNLESS OTHERWISE NOTED.
 2. MAINTAIN A MINIMUM OF 6 FEET FROM THE EDGE OF PAVEMENT WHEN TRENCHING PARALLEL TO THE ROADWAY UNLESS OTHERWISE NOTED.

12/14/2018 K:\ARL_TPTD_LITS\01036410 - Durham Signal System\Plans\U-5968_LITS_psh_514.dgn

Kimley»Horn
 NC License #F-0102
 421 Fayetteville St., Suite 600
 Raleigh, NC 27636
 Tel: (919) 677-2000
 Fax: (919) 677-2050



CITY OF DURHAM COMPUTERIZED SIGNAL SYSTEM COMMUNICATIONS CABLE AND CONDUIT ROUTING PLAN	
DIVISION 05	DURHAM COUNTY
PLAN DATE: DEC 2018	REVIEWED BY: I. VAN OSDELL
PREPARED BY: KHA	REVIEWED BY: K. SMITH
REVISIONS	INIT. DATE

SEAL

DocuSigned by:
 KEVIN W. SMITH
 12/19/2018
 CADD Filename:

