

NOTES:

1. ATTACH NEW COMMUNICATIONS CABLE TO FRONT SIDE OF POLE AT 40 INCHES BELOW POWER PRESENCE UNLESS OTHERWISE NOTED.
2. MAINTAIN A MINIMUM OF 6 FEET FROM THE EDGE OF PAVEMENT WHEN TRENCHING PARALLEL TO THE ROADWAY UNLESS OTHERWISE NOTED.

12/14/2018 K:\ARL_TPTD_ITS\0103640 - Durham Signal System\Plans\U-5968_ITS_psh_40.dgn

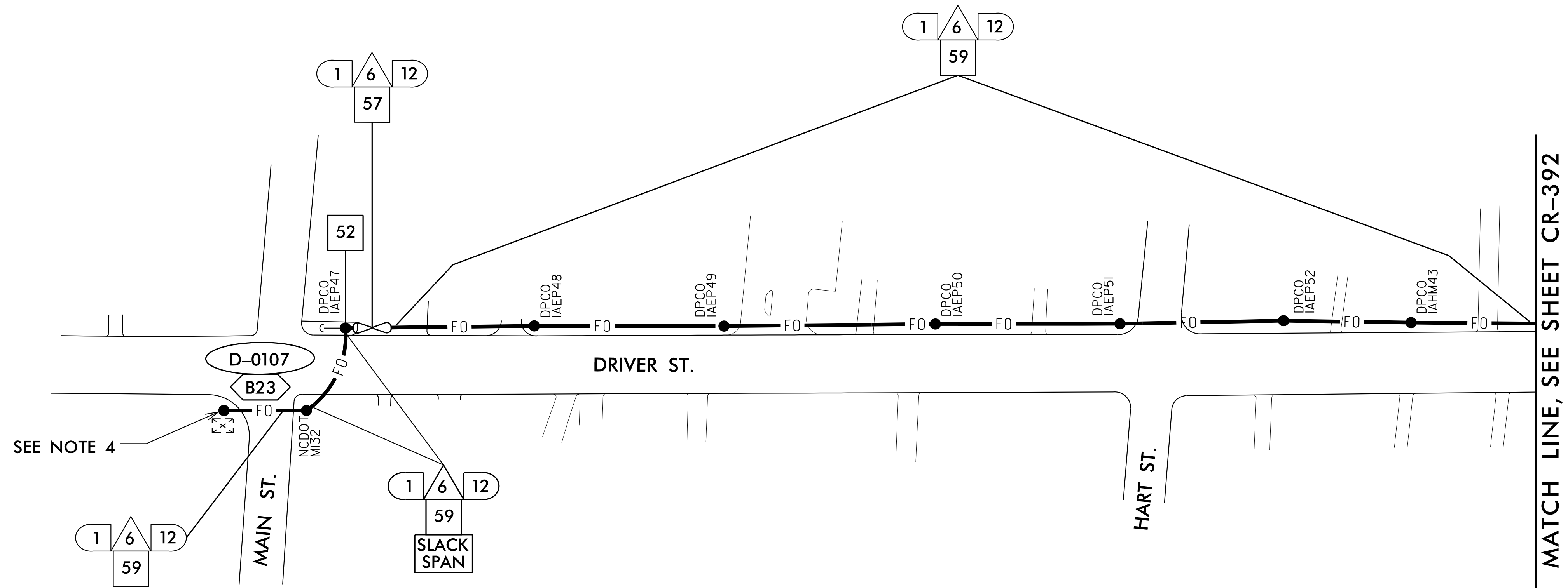
Kimley»Horn
 NC License #F-0102
 421 Fayetteville St., Suite 600
 Raleigh, NC 27636
 Tel: (919) 677-2000
 Fax: (919) 677-2050



CITY OF DURHAM COMPUTERIZED SIGNAL SYSTEM COMMUNICATIONS CABLE AND CONDUIT ROUTING PLAN	
DIVISION 05	DURHAM COUNTY
PLAN DATE: DEC 2018	REVIEWED BY: I. VAN OSDELL
PREPARED BY: KHA	REVIEWED BY: K. SMITH
REVISIONS	INIT. DATE

SEAL

DocuSigned by:
 Kevin W. Smith
 12/18/2018
 SIGNATURE DATE
 CADD Filename:




NOTES:

1. ATTACH NEW COMMUNICATIONS CABLE TO FRONT SIDE OF POLE AT 40 INCHES BELOW POWER PRESENCE UNLESS OTHERWISE NOTED.
2. MAINTAIN A MINIMUM OF 6 FEET FROM THE EDGE OF PAVEMENT WHEN TRENCHING PARALLEL TO THE ROADWAY UNLESS OTHERWISE NOTED.
3. THIS AREA HAS BEEN DETERMINED TO CONTAIN PROPERTIES WITH DOCUMENTED HISTORIC SIGNIFICANCE. IF IT IS NECESSARY TO DEVIATE FROM THESE PLANS IN THIS AREA, PLEASE ALERT THE ENGINEER TO CONTACT PROJECT DEVELOPMENT AND ENVIRONMENTAL ANALYSIS BRANCH - HISTORIC ARCHITECTURE GROUP OF THE NORTH CAROLINA DEPARTMENT OF TRANSPORTATION FOR AN EFFECT DETERMINATION BEFORE PROCEEDING.
4. CAP AND SEAL END OF CABLE AND COIL AT THIS POLE FOR FUTURE USE BY OTHERS. DO NOT TERMINATE CABLE IN CABINET.

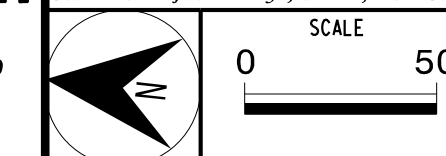
12/14/2018 K:\ARL_TPTD\ITS\01036410 - Durham Signal System\Plans\U-5968_ITS_psh_402.dgn

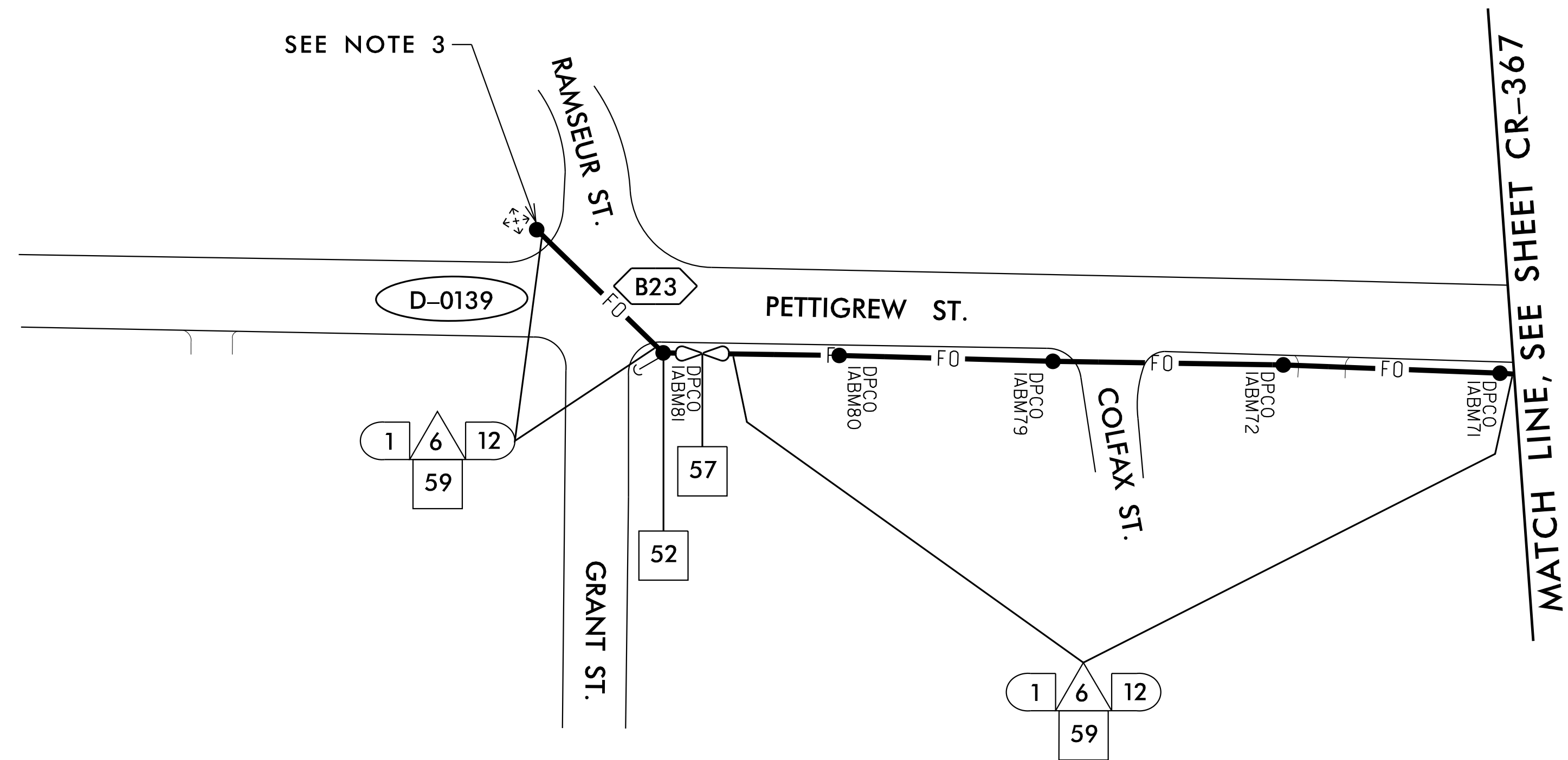
Kimley»Horn
 NC License #F-0102
 421 Fayetteville St., Suite 600
 Raleigh, NC 27636
 Tel: (919) 677-2000
 Fax: (919) 677-2050



CITY OF DURHAM COMPUTERIZED SIGNAL SYSTEM COMMUNICATIONS CABLE AND CONDUIT ROUTING PLAN	
DIVISION 05	DURHAM COUNTY
PLAN DATE: DEC 2018	REVIEWED BY: I. VAN OSDELL
PREPARED BY: KHA	REVIEWED BY: K. SMITH
REVISIONS	INIT. DATE

SEAL
 NORTH CAROLINA PROFESSIONAL ENGINEER
 KEVIN W. SMITH
 SEAL 030472
 DocuSigned by:
 Kevin W. Smith 12/18/2018
 SIGNATURE DATE
 CADD Filename:






NOTES:

1. ATTACH NEW COMMUNICATIONS CABLE TO FRONT SIDE OF POLE AT 40 INCHES BELOW POWER PRESENCE UNLESS OTHERWISE NOTED.
2. MAINTAIN A MINIMUM OF 6 FEET FROM THE EDGE OF PAVEMENT WHEN TRENCHING PARALLEL TO THE ROADWAY UNLESS OTHERWISE NOTED.
3. CAP AND SEAL END OF CABLE AND COIL AT THIS POLE FOR FUTURE USE BY OTHERS. DO NOT TERMINATE CABLE IN CABINET.

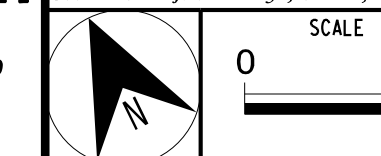
12/14/2018 K:\ARL_TPTD\ITS\01036410 - Durham Signal System\Plans\U-5968_ITS_psh_403.dgn

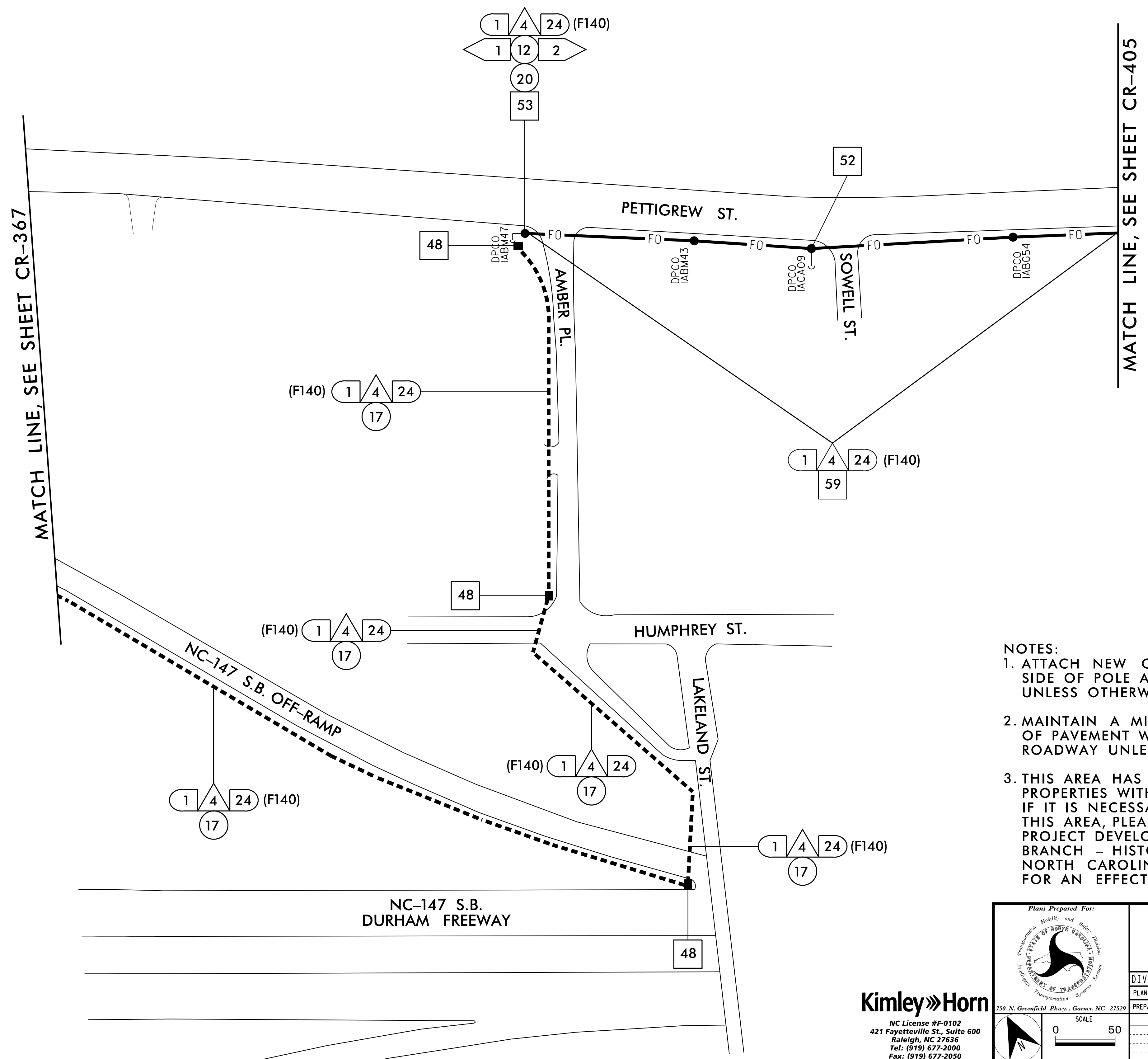
Kimley»Horn
 NC License #F-0102
 421 Fayetteville St., Suite 600
 Raleigh, NC 27636
 Tel: (919) 677-2000
 Fax: (919) 677-2050



CITY OF DURHAM COMPUTERIZED SIGNAL SYSTEM COMMUNICATIONS CABLE AND CONDUIT ROUTING PLAN	
DIVISION 05	DURHAM COUNTY
PLAN DATE: DEC 2018	REVIEWED BY: I. VAN OSDELL
PREPARED BY: KHA	REVIEWED BY: K. SMITH
REVISIONS	INIT. DATE

SEAL
 NORTH CAROLINA PROFESSIONAL ENGINEER
 KEVIN W. SMITH
 SEAL 030472
 Documented by: *Kevin Smith* 12/18/2018
 SIGNATURE DATE
 CADD Filename:

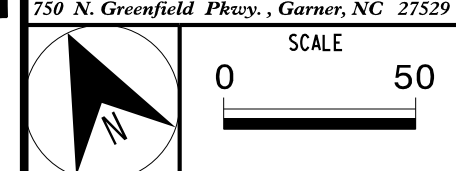




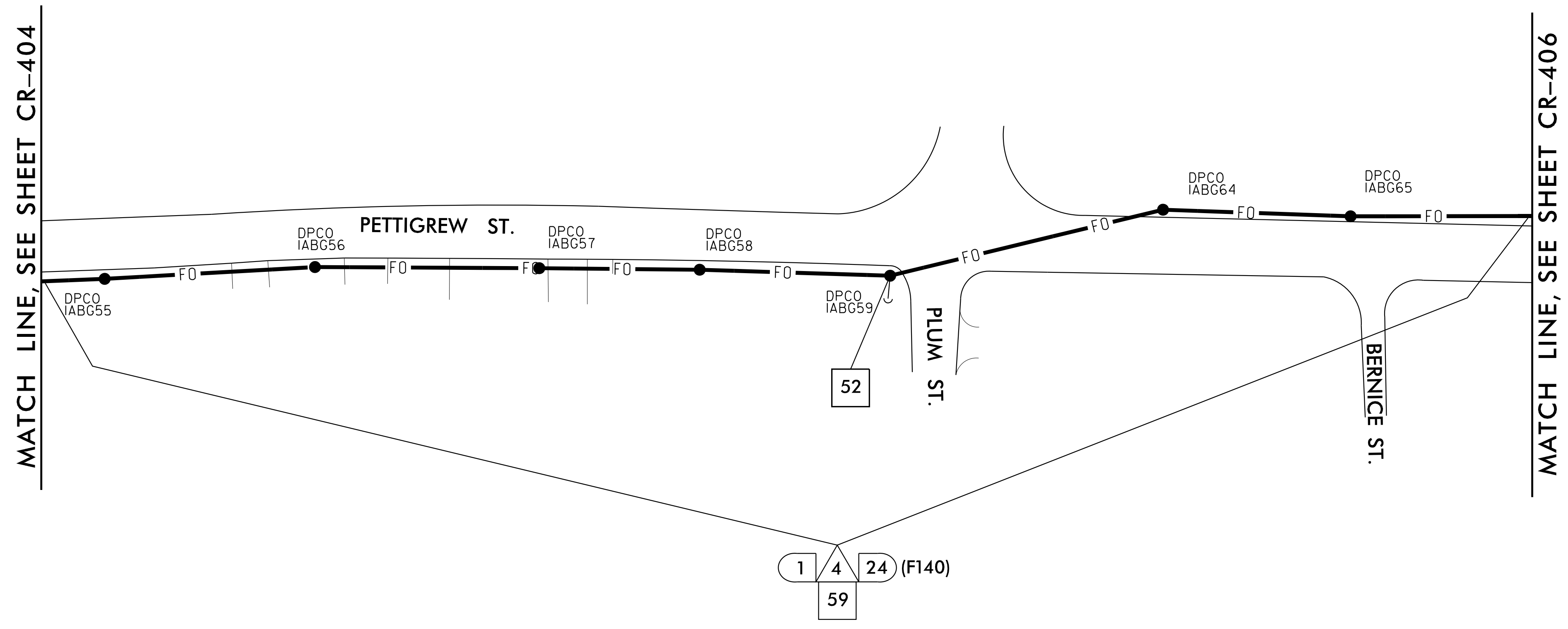
- NOTES:**
1. ATTACH NEW COMMUNICATIONS CABLE TO FRONT SIDE OF POLE AT 40 INCHES BELOW POWER PRESENCE UNLESS OTHERWISE NOTED.
 2. MAINTAIN A MINIMUM OF 6 FEET FROM THE EDGE OF PAVEMENT WHEN TRENCHING PARALLEL TO THE ROADWAY UNLESS OTHERWISE NOTED.
 3. THIS AREA HAS BEEN DETERMINED TO CONTAIN PROPERTIES WITH DOCUMENTED HISTORIC SIGNIFICANCE. IF IT IS NECESSARY TO DEVIATE FROM THESE PLANS IN THIS AREA, PLEASE ALERT THE ENGINEER TO CONTACT PROJECT DEVELOPMENT AND ENVIRONMENTAL ANALYSIS BRANCH - HISTORIC ARCHITECTURE GROUP OF THE NORTH CAROLINA DEPARTMENT OF TRANSPORTATION FOR AN EFFECT DETERMINATION BEFORE PROCEEDING.

	CITY OF DURHAM COMPUTERIZED SIGNAL SYSTEM COMMUNICATIONS CABLE AND CONDUIT ROUTING PLAN		SEAL
	DIVISION 05 PLAN DATE: DEC 2018 PREPARED BY: KHA	DURHAM COUNTY REVIEWED BY: I. VAN OSDELL REVIEWED BY: K. SMITH	
REVISIONS _____ INIT. DATE		CADD Filename:	

Kimley»Horn
 NC License #F-0102
 421 Fayetteville St., Suite 600
 Raleigh, NC 27636
 Tel: (919) 677-2000
 Fax: (919) 677-2050




12/14/2018 K:\ARL\TPTD\ITS\0103640 - Durham Signal System\Plans\U-5968_ITS_psh_404.dgn



- NOTES:
1. ATTACH NEW COMMUNICATIONS CABLE TO FRONT SIDE OF POLE AT 40 INCHES BELOW POWER PRESENCE UNLESS OTHERWISE NOTED.
 2. MAINTAIN A MINIMUM OF 6 FEET FROM THE EDGE OF PAVEMENT WHEN TRENCHING PARALLEL TO THE ROADWAY UNLESS OTHERWISE NOTED.

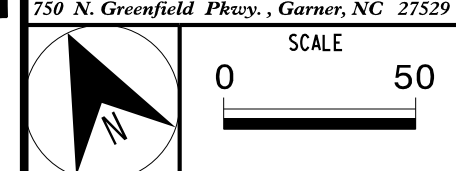
12/14/2018 K:\ARL_TPTD_LITS\0103640 - Durham Signal System\Plans\U-5968_LITS_psh_405.dgn

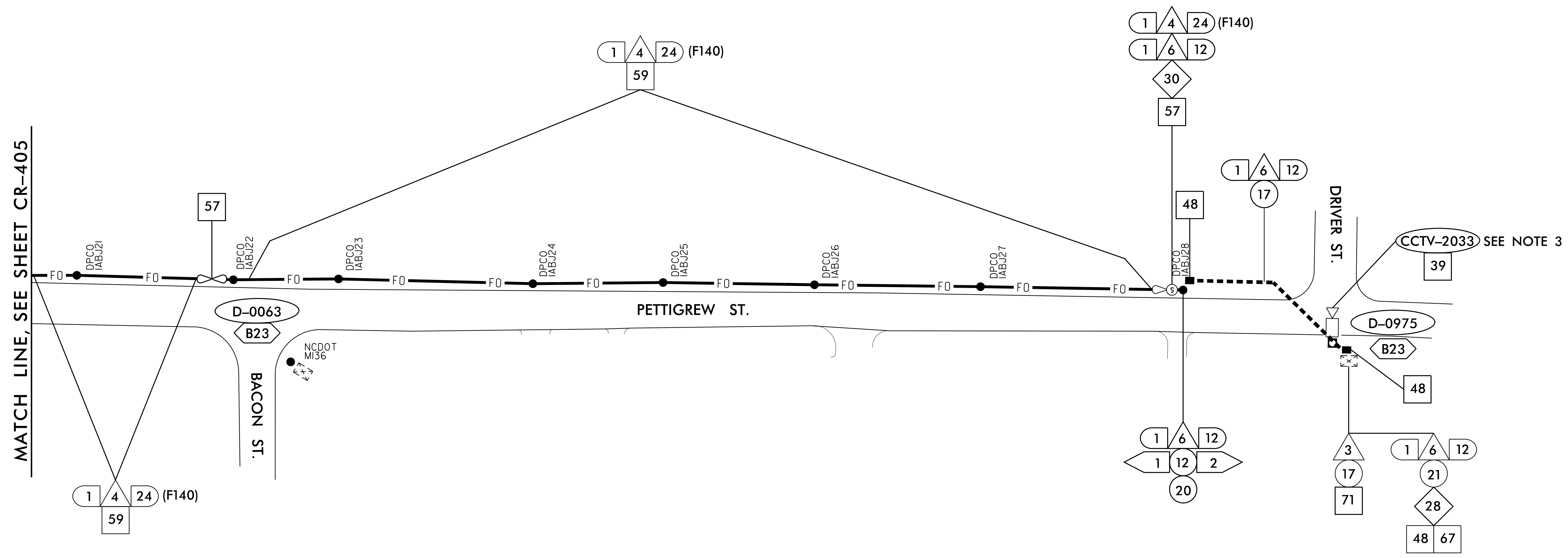
Kimley»Horn
 NC License #F-0102
 421 Fayetteville St., Suite 600
 Raleigh, NC 27636
 Tel: (919) 677-2000
 Fax: (919) 677-2050



CITY OF DURHAM COMPUTERIZED SIGNAL SYSTEM COMMUNICATIONS CABLE AND CONDUIT ROUTING PLAN	
DIVISION 05	DURHAM COUNTY
PLAN DATE: DEC 2018	REVIEWED BY: I. VAN OSDELL
PREPARED BY: KHA	REVIEWED BY: K. SMITH
REVISIONS	INIT. DATE

SEAL
 NORTH CAROLINA PROFESSIONAL ENGINEER
 KEVIN W. SMITH
 SEAL 030472
 Documented by: KEVIN W. SMITH 12/18/2018
 SIGNATURE DATE
 CADD Filename:



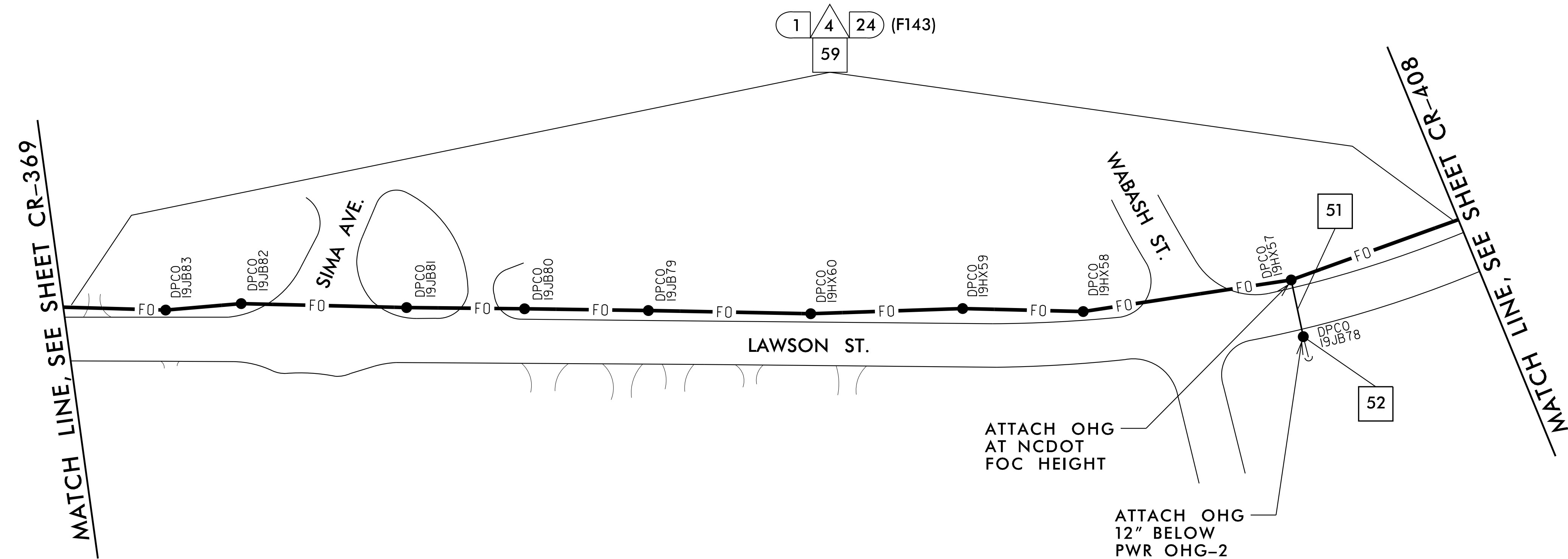


- NOTES:**
1. ATTACH NEW COMMUNICATIONS CABLE TO FRONT SIDE OF POLE AT 40 INCHES BELOW POWER PRESENCE UNLESS OTHERWISE NOTED.
 2. MAINTAIN A MINIMUM OF 6 FEET FROM THE EDGE OF PAVEMENT WHEN TRENCHING PARALLEL TO THE ROADWAY UNLESS OTHERWISE NOTED.
 3. INSTALL CCTV ON EXISTING MAST ARM POLE, 12" BELOW STREET LIGHT. SEE ITS-23.
 4. THIS AREA HAS BEEN DETERMINED TO CONTAIN PROPERTIES WITH DOCUMENTED HISTORIC SIGNIFICANCE. IF IT IS NECESSARY TO DEVIATE FROM THESE PLANS IN THIS AREA, PLEASE ALERT THE ENGINEER TO CONTACT PROJECT DEVELOPMENT AND ENVIRONMENTAL ANALYSIS BRANCH - HISTORIC ARCHITECTURE GROUP OF THE NORTH CAROLINA DEPARTMENT OF TRANSPORTATION FOR AN EFFECT DETERMINATION BEFORE PROCEEDING.

12/14/2018 K:\ARL_TPTD_ITS\0103640 - Durham Signal System\Plans\U-5968_ITS_psh_406.dgn

Kimley»Horn
 NC License #F-0102
 421 Fayetteville St., Suite 600
 Raleigh, NC 27636
 Tel: (919) 677-2000
 Fax: (919) 677-2050


	CITY OF DURHAM COMPUTERIZED SIGNAL SYSTEM COMMUNICATIONS CABLE AND CONDUIT ROUTING PLAN		SEAL 						
	DIVISION 05 DURHAM COUNTY								
PLAN DATE: DEC 2018	REVIEWED BY: I. VAN OSDELL		DocuSigned by: 12/18/2018						
PREPARED BY: KHA	REVIEWED BY: K. SMITH								
<table border="1"> <thead> <tr> <th>REVISIONS</th> <th>INIT.</th> <th>DATE</th> </tr> </thead> <tbody> <tr> <td> </td> <td> </td> <td> </td> </tr> </tbody> </table>	REVISIONS	INIT.	DATE				SCALE 		CADD Filename:
REVISIONS	INIT.	DATE							



- NOTES:**
1. ATTACH NEW COMMUNICATIONS CABLE TO FRONT SIDE OF POLE AT 40 INCHES BELOW POWER PRESENCE UNLESS OTHERWISE NOTED.
 2. MAINTAIN A MINIMUM OF 6 FEET FROM THE EDGE OF PAVEMENT WHEN TRENCHING PARALLEL TO THE ROADWAY UNLESS OTHERWISE NOTED.

12/14/2018 K:\ARL_TPTD_LITS\0103640 - Durham Signal System\Plans\U-5968_LITS_psh_407.dgn

Kimley»Horn
 NC License #F-0102
 421 Fayetteville St., Suite 600
 Raleigh, NC 27636
 Tel: (919) 677-2000
 Fax: (919) 677-2050



CITY OF DURHAM COMPUTERIZED SIGNAL SYSTEM COMMUNICATIONS CABLE AND CONDUIT ROUTING PLAN	
DIVISION 05	DURHAM COUNTY
PLAN DATE: DEC 2018	REVIEWED BY: I. VAN OSDELL
PREPARED BY: KHA	REVIEWED BY: K. SMITH
REVISIONS	INIT. DATE

SEAL

DocuSigned by:
 Kevin W. Smith
 12/18/2018
 SEAL
 030472
 ENGINEER
 KEVIN W. SMITH
 DATE

