


**NOTES:**

1. ATTACH NEW COMMUNICATIONS CABLE TO FRONT SIDE OF POLE AT 40 INCHES BELOW POWER PRESENCE UNLESS OTHERWISE NOTED.
2. MAINTAIN A MINIMUM OF 6 FEET FROM THE EDGE OF PAVEMENT WHEN TRENCHING PARALLEL TO THE ROADWAY UNLESS OTHERWISE NOTED.

12/14/2018 K:\ARL\_TPTD\_ITS\0103640 - Durham Signal System\Plans\U-5968\_ITS\_psh\_50.dgn

**Kimley»Horn**  
 NC License #F-0102  
 421 Fayetteville St., Suite 600  
 Raleigh, NC 27636  
 Tel: (919) 677-2000  
 Fax: (919) 677-2050



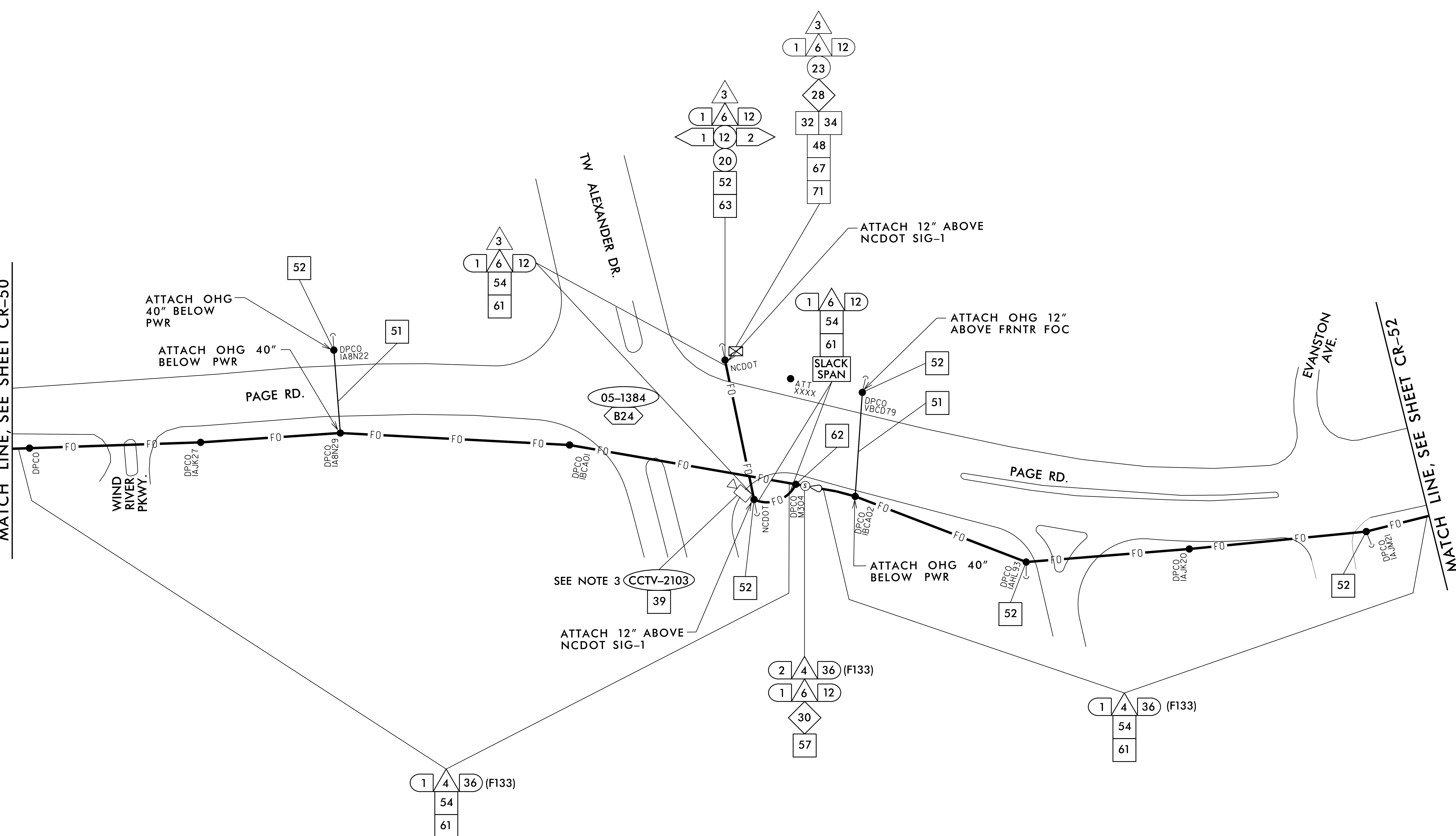
|                                                                                         |                            |
|-----------------------------------------------------------------------------------------|----------------------------|
| CITY OF DURHAM COMPUTERIZED SIGNAL SYSTEM COMMUNICATIONS CABLE AND CONDUIT ROUTING PLAN |                            |
| DIVISION 05                                                                             | DURHAM COUNTY              |
| PLAN DATE: DEC 2018                                                                     | REVIEWED BY: I. VAN OSDELL |
| PREPARED BY: KHA                                                                        | REVIEWED BY: K. SMITH      |
| REVISIONS                                                                               | INIT. DATE                 |
|                                                                                         |                            |
|                                                                                         |                            |
|                                                                                         |                            |

SEAL

DocuSigned by:  
 Kevin W. Smith  
 SIGNATURE DATE 12/17/2018  
 CADD Filename:

MATCH LINE, SEE SHEET CR-50

MATCH LINE, SEE SHEET CR-52

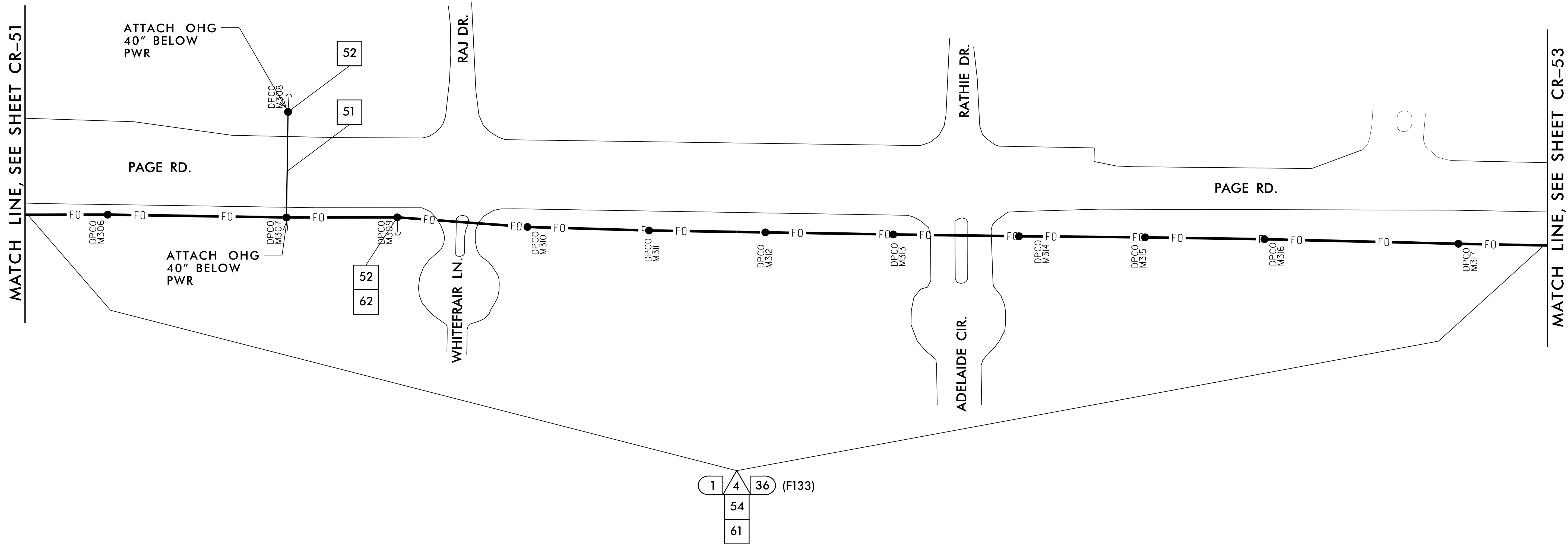


- NOTES:**
1. ATTACH NEW COMMUNICATIONS CABLE TO FRONT SIDE OF POLE AT 40 INCHES BELOW POWER PRESENCE UNLESS OTHERWISE NOTED.
  2. MAINTAIN A MINIMUM OF 6 FEET FROM THE EDGE OF PAVEMENT WHEN TRENCHING PARALLEL TO THE ROADWAY UNLESS OTHERWISE NOTED.
  3. INSTALL CCTV ON EXISTING SIGNAL SPAN POLE, 12" ABOVE SIGNAL SPAN. SEE ITS-21.

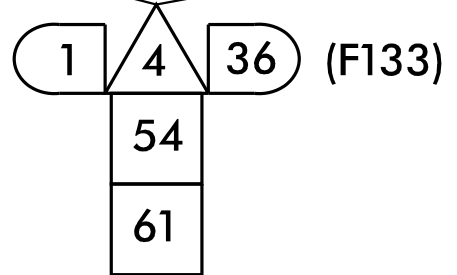
|                         |                                                                                                       |                                   |             |
|-------------------------|-------------------------------------------------------------------------------------------------------|-----------------------------------|-------------|
|                         | <p><b>CITY OF DURHAM COMPUTERIZED SIGNAL SYSTEM COMMUNICATIONS CABLE AND CONDUIT ROUTING PLAN</b></p> |                                   | <p>SEAL</p> |
|                         | <p>DIVISION 05</p>                                                                                    | <p>DURHAM COUNTY</p>              |             |
| <p>PLANNED BY: KHA</p>  | <p>PLAN DATE: DEC 2018</p>                                                                            | <p>REVIEWED BY: I. VAN OSDELL</p> | <p>DATE</p> |
| <p>PREPARED BY: KHA</p> | <p>REVISIONS</p>                                                                                      | <p>INIT.</p>                      | <p>DATE</p> |
| <p>REVISIONS</p>        | <p>INIT.</p>                                                                                          | <p>DATE</p>                       | <p>DATE</p> |

250 N. Greenfield Pkwy., Garner, NC 27529  
 NC License #F-0102  
 421 Fayetteville St., Suite 600  
 Raleigh, NC 27636  
 Tel: (919) 677-2000  
 Fax: (919) 677-2050

Scale: 0 to 50 feet  
 Documented by: 12/17/2018  
 CADD Filename:




- NOTES:**
1. ATTACH NEW COMMUNICATIONS CABLE TO FRONT SIDE OF POLE AT 40 INCHES BELOW POWER PRESENCE UNLESS OTHERWISE NOTED.
  2. MAINTAIN A MINIMUM OF 6 FEET FROM THE EDGE OF PAVEMENT WHEN TRENCHING PARALLEL TO THE ROADWAY UNLESS OTHERWISE NOTED.



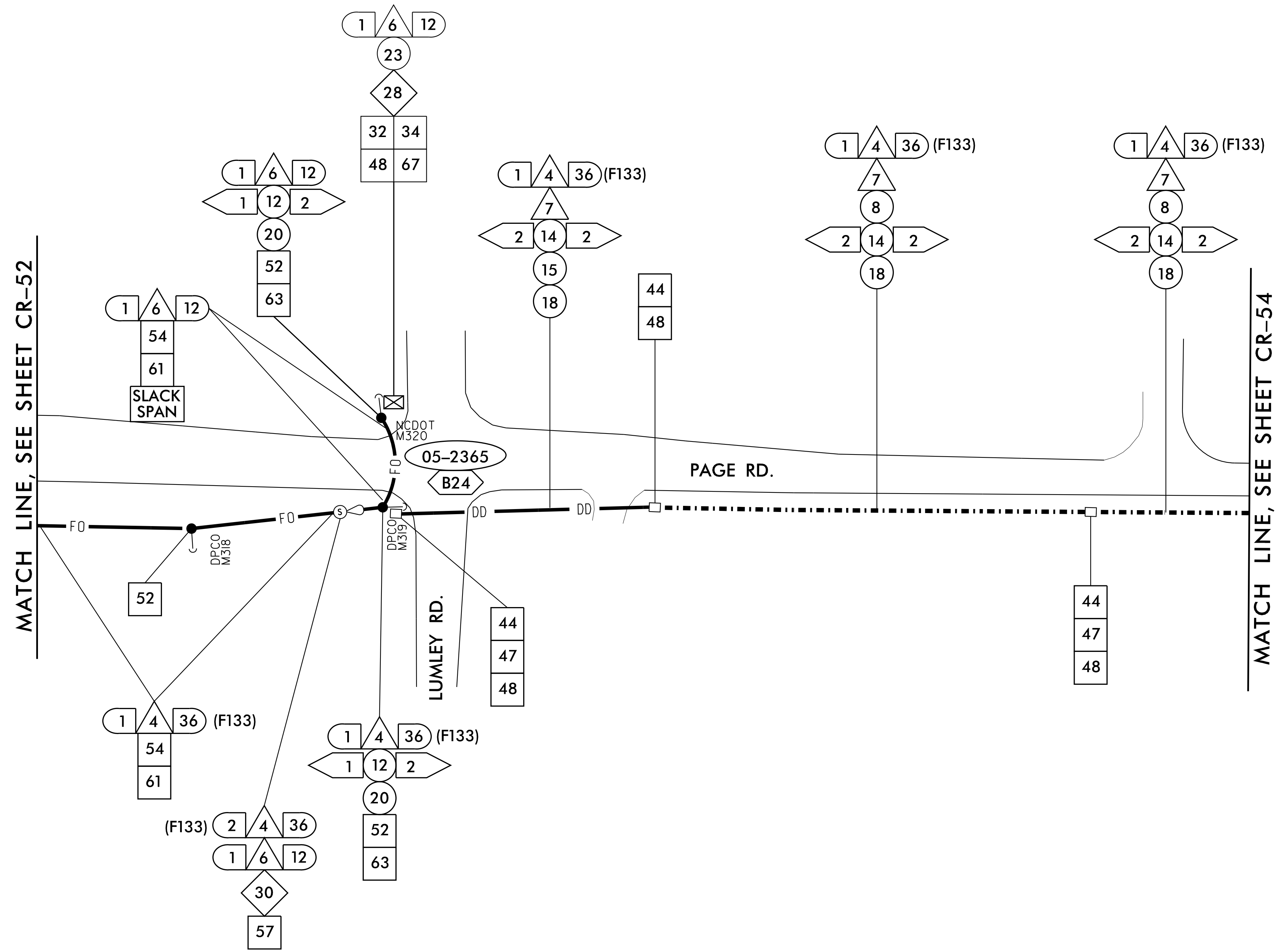
12/14/2018 K:\ARL\_TPTD\_LITS\01036410 - Durham Signal System\Plans\U-5968\_LITS\_psh\_52.dgn

**Kimley»Horn**  
 NC License #F-0102  
 421 Fayetteville St., Suite 600  
 Raleigh, NC 27636  
 Tel: (919) 677-2000  
 Fax: (919) 677-2050



|                                                                                                                       |                            |
|-----------------------------------------------------------------------------------------------------------------------|----------------------------|
| <b>Plans Prepared For:</b><br>CITY OF DURHAM COMPUTERIZED SIGNAL SYSTEM COMMUNICATIONS CABLE AND CONDUIT ROUTING PLAN |                            |
| DIVISION 05 DURHAM COUNTY                                                                                             |                            |
| PLAN DATE: DEC 2018                                                                                                   | REVIEWED BY: I. VAN OSDELL |
| PREPARED BY: KHA                                                                                                      | REVIEWED BY: K. SMITH      |
| REVISIONS                                                                                                             | INIT. DATE                 |
| _____                                                                                                                 | _____                      |

SEAL  
 NORTH CAROLINA PROFESSIONAL ENGINEER  
 KEVIN W. SMITH  
 SEAL 030472  
 Documented by: Kevin W. Smith 12/17/2018  
 SIGNATURE DATE  
 CADD Filename:



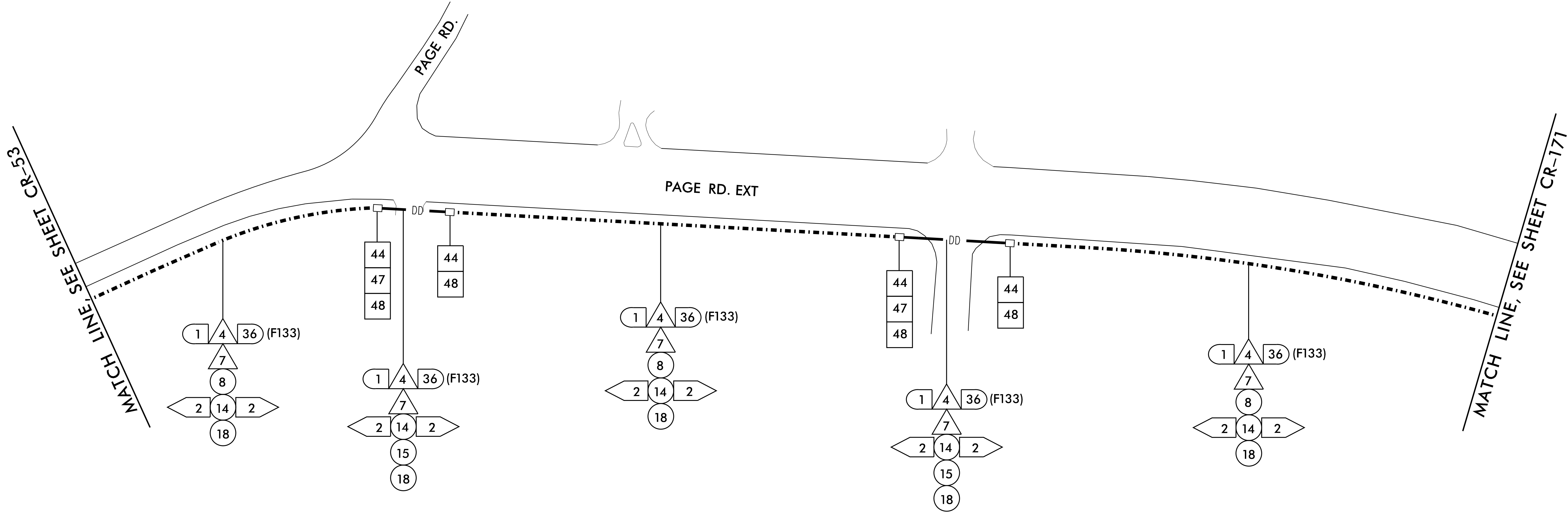
**NOTES:**

1. ATTACH NEW COMMUNICATIONS CABLE TO FRONT SIDE OF POLE AT 40 INCHES BELOW POWER PRESENCE UNLESS OTHERWISE NOTED.
2. MAINTAIN A MINIMUM OF 6 FEET FROM THE EDGE OF PAVEMENT WHEN TRENCHING PARALLEL TO THE ROADWAY UNLESS OTHERWISE NOTED.

12/14/2018 K:\ARL\_TPTD\_ITS\0103640 - Durham Signal System\Plans\U-5968\_ITS\_psh-53.dgn

**Kimley»Horn**  
 NC License #F-0102  
 421 Fayetteville St., Suite 600  
 Raleigh, NC 27636  
 Tel: (919) 677-2000  
 Fax: (919) 677-2050


|                     |                                                                                                          |      |                              |
|---------------------|----------------------------------------------------------------------------------------------------------|------|------------------------------|
|                     | <b>CITY OF DURHAM COMPUTERIZED SIGNAL SYSTEM</b><br><b>COMMUNICATIONS CABLE AND CONDUIT ROUTING PLAN</b> |      | SEAL<br>                     |
|                     | DIVISION 05 DURHAM COUNTY                                                                                |      |                              |
| PLAN DATE: DEC 2018 | REVIEWED BY: I. VAN OSDELL                                                                               |      | DocuSigned by:<br>12/17/2018 |
| PREPARED BY: KHA    | REVIEWED BY: K. SMITH                                                                                    |      |                              |
| REVISIONS           | INIT.                                                                                                    | DATE | CADD Filename:               |



- NOTES:
1. ATTACH NEW COMMUNICATIONS CABLE TO FRONT SIDE OF POLE AT 40 INCHES BELOW POWER PRESENCE UNLESS OTHERWISE NOTED.
  2. MAINTAIN A MINIMUM OF 6 FEET FROM THE EDGE OF PAVEMENT WHEN TRENCHING PARALLEL TO THE ROADWAY UNLESS OTHERWISE NOTED.

12/14/2018 K:\ARL\_TPTD\_LITS\0103640 - Durham Signal System\Plans\U-5968\_LITS\_psh\_54.dgn

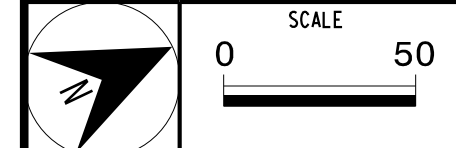
**Kimley»Horn**  
 NC License #F-0102  
 421 Fayetteville St., Suite 600  
 Raleigh, NC 27636  
 Tel: (919) 677-2000  
 Fax: (919) 677-2050

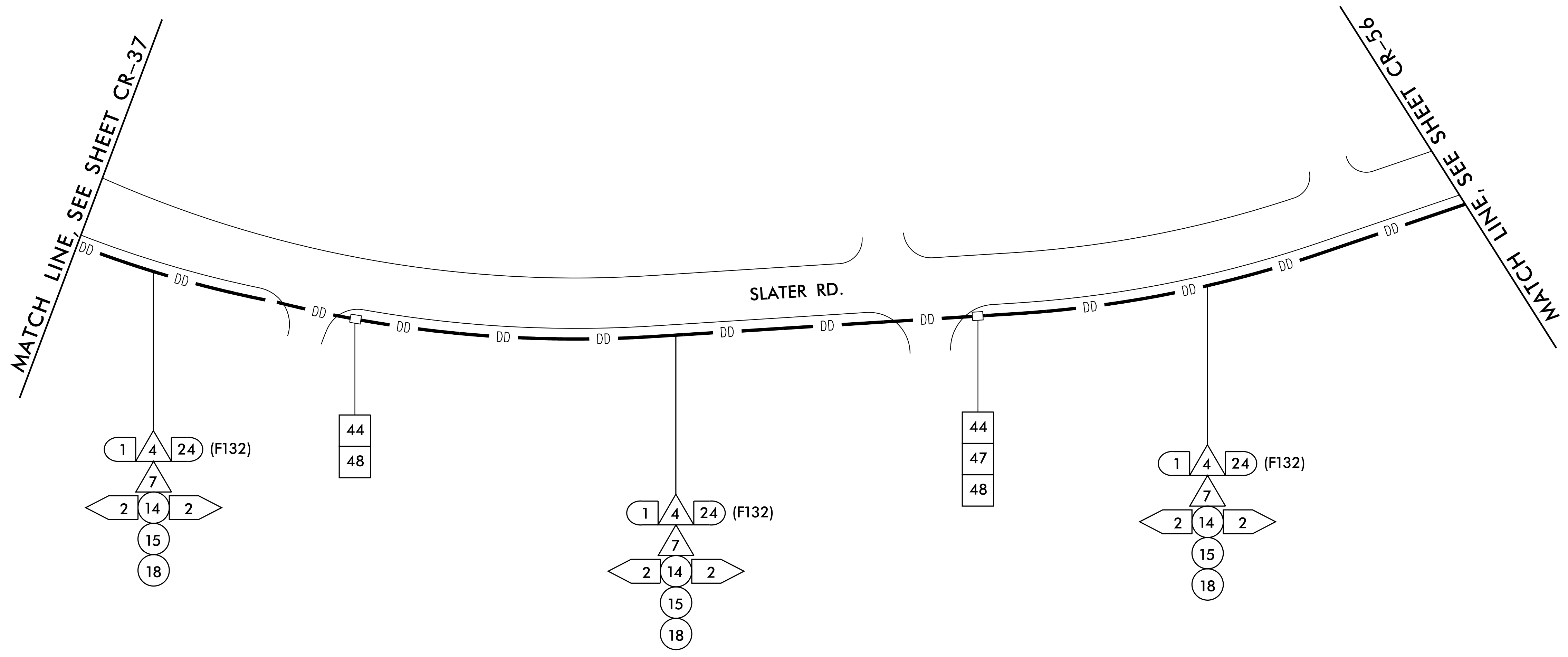


|                                                                                         |                            |
|-----------------------------------------------------------------------------------------|----------------------------|
| CITY OF DURHAM COMPUTERIZED SIGNAL SYSTEM COMMUNICATIONS CABLE AND CONDUIT ROUTING PLAN |                            |
| DIVISION 05                                                                             | DURHAM COUNTY              |
| PLAN DATE: DEC 2018                                                                     | REVIEWED BY: I. VAN OSDELL |
| PREPARED BY: KHA                                                                        | REVIEWED BY: K. SMITH      |
| REVISIONS                                                                               | INIT. DATE                 |
|                                                                                         |                            |
|                                                                                         |                            |
|                                                                                         |                            |

SEAL

DocuSigned by:  
 Kevin W. Smith  
 12/17/2018  
 CADD Filename:






- NOTES:
1. ATTACH NEW COMMUNICATIONS CABLE TO FRONT SIDE OF POLE AT 40 INCHES BELOW POWER PRESENCE UNLESS OTHERWISE NOTED.
  2. MAINTAIN A MINIMUM OF 6 FEET FROM THE EDGE OF PAVEMENT WHEN TRENCHING PARALLEL TO THE ROADWAY UNLESS OTHERWISE NOTED.

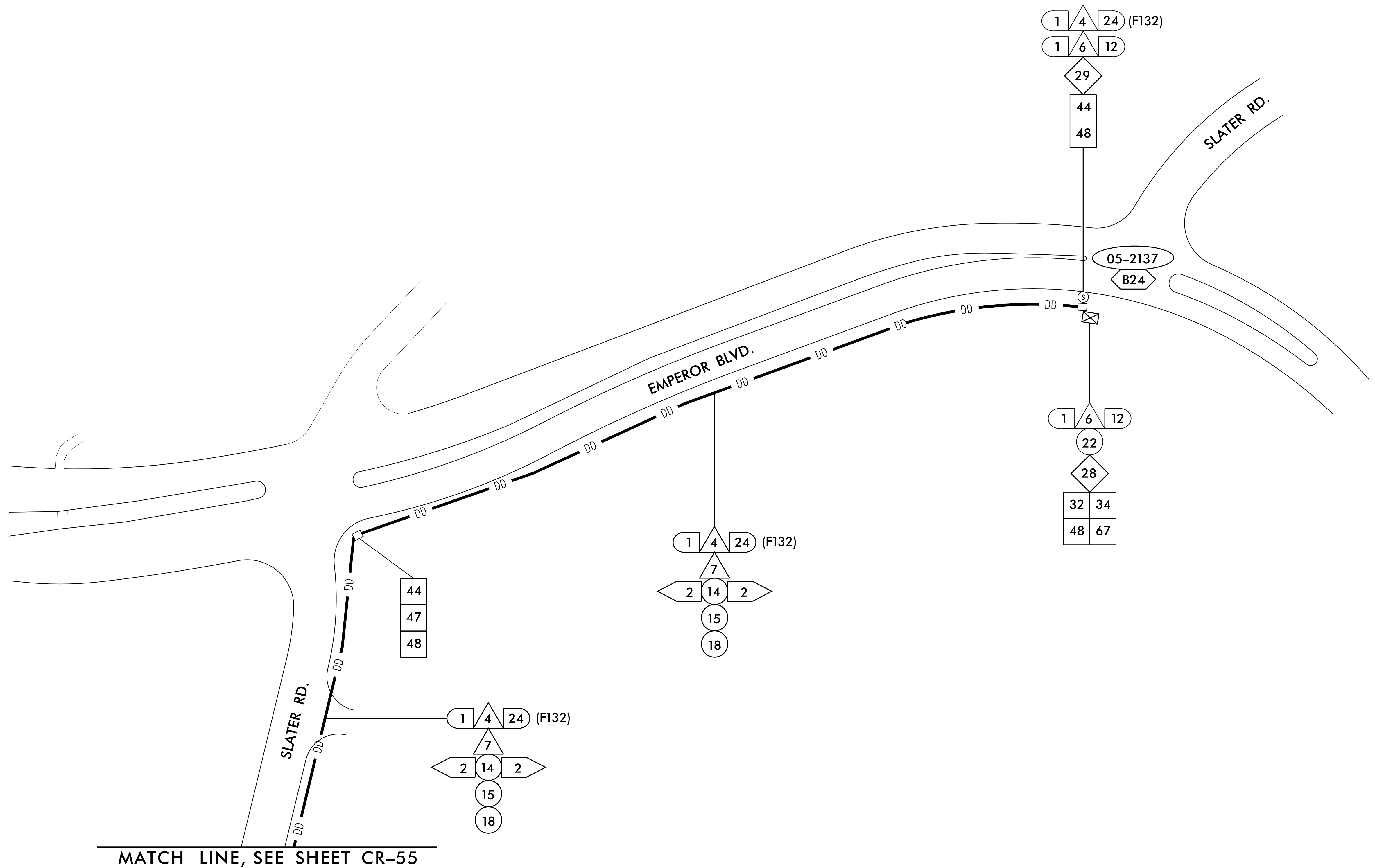
12/14/2018 K:\ARL\_TPTD\_LITS\0103640 - Durham Signal System\Plans\U-5968\_LITS\_psh\_55.dgn

**Kimley»Horn**  
 NC License #F-0102  
 421 Fayetteville St., Suite 600  
 Raleigh, NC 27636  
 Tel: (919) 677-2000  
 Fax: (919) 677-2050



|                                                                                         |                            |
|-----------------------------------------------------------------------------------------|----------------------------|
| CITY OF DURHAM COMPUTERIZED SIGNAL SYSTEM COMMUNICATIONS CABLE AND CONDUIT ROUTING PLAN |                            |
| DIVISION 05                                                                             | DURHAM COUNTY              |
| PLAN DATE: DEC 2018                                                                     | REVIEWED BY: I. VAN OSDELL |
| PREPARED BY: KHA                                                                        | REVIEWED BY: K. SMITH      |
| REVISIONS                                                                               | INIT. DATE                 |
|                                                                                         |                            |
|                                                                                         |                            |
|                                                                                         |                            |


SEAL  
 NORTH CAROLINA PROFESSIONAL ENGINEER  
 KEVIN W. SMITH  
 SEAL 030472  
 DocuSigned by:  
 Kevin W. Smith 12/17/2018  
 SIGNATURE DATE  
 CADD Filename:



- NOTES:**
1. ATTACH NEW COMMUNICATIONS CABLE TO FRONT SIDE OF POLE AT 40 INCHES BELOW POWER PRESENCE UNLESS OTHERWISE NOTED.
  2. MAINTAIN A MINIMUM OF 6 FEET FROM THE EDGE OF PAVEMENT WHEN TRENCHING PARALLEL TO THE ROADWAY UNLESS OTHERWISE NOTED.

12/14/2018 K:\ARL\TPTD\ITS\01036410 - Durham Signal System\Plans\U-5968\_ITS\_psh\_56.dgn

**Kimley»Horn**  
 NC License #F-0102  
 421 Fayetteville St., Suite 600  
 Raleigh, NC 27636  
 Tel: (919) 677-2000  
 Fax: (919) 677-2050



|                                                                                                |                            |
|------------------------------------------------------------------------------------------------|----------------------------|
| <b>CITY OF DURHAM COMPUTERIZED SIGNAL SYSTEM COMMUNICATIONS CABLE AND CONDUIT ROUTING PLAN</b> |                            |
| DIVISION 05                                                                                    | DURHAM COUNTY              |
| PLAN DATE: DEC 2018                                                                            | REVIEWED BY: I. VAN OSDELL |
| PREPARED BY: KHA                                                                               | REVIEWED BY: K. SMITH      |
| REVISIONS                                                                                      | INIT. DATE                 |
|                                                                                                |                            |
|                                                                                                |                            |
|                                                                                                |                            |

SEAL  
 NORTH CAROLINA PROFESSIONAL ENGINEER  
 KEVIN W. SMITH  
 SEAL 030472  
 DocuSigned by:  
 Kevin W. Smith 12/17/2018  
 SIGNATURE DATE  
 CADD Filename:

