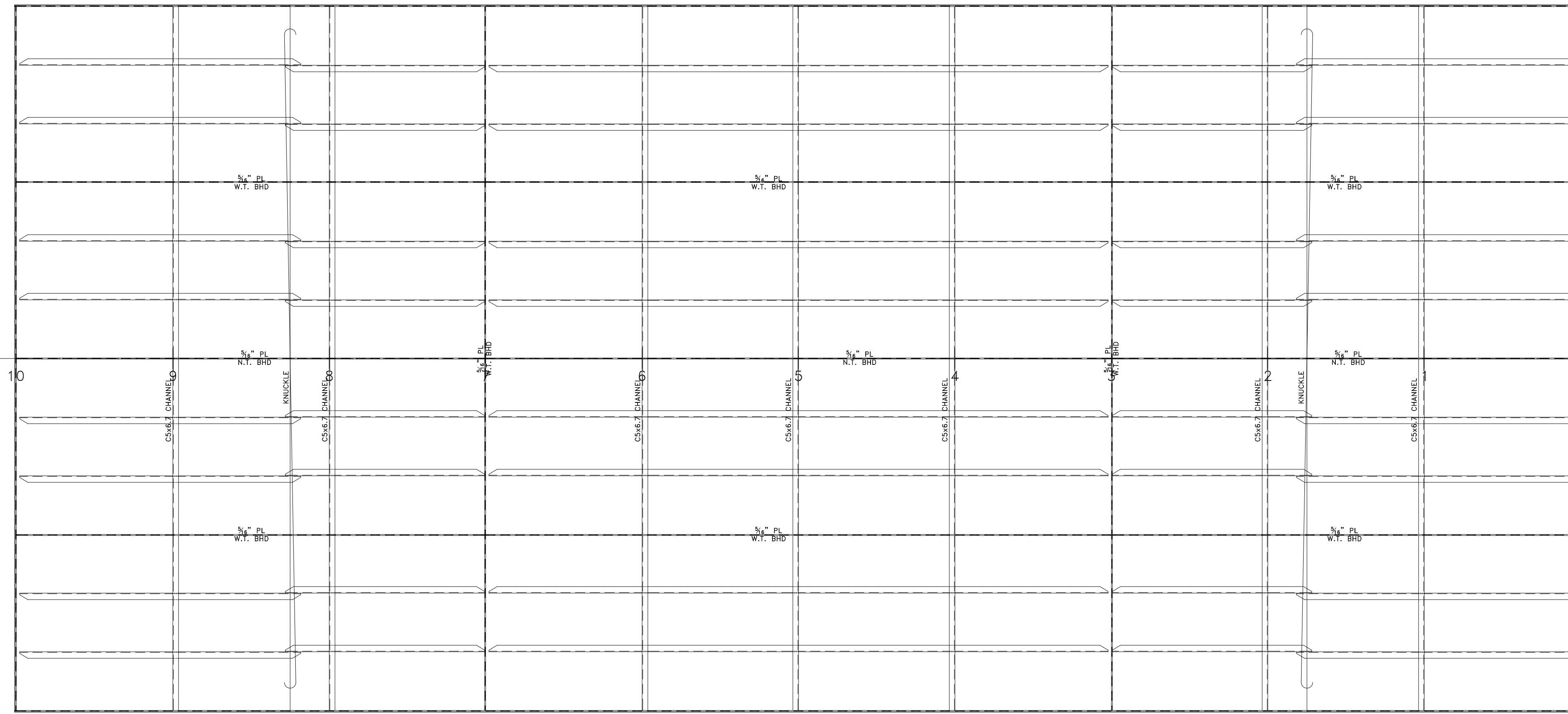


C

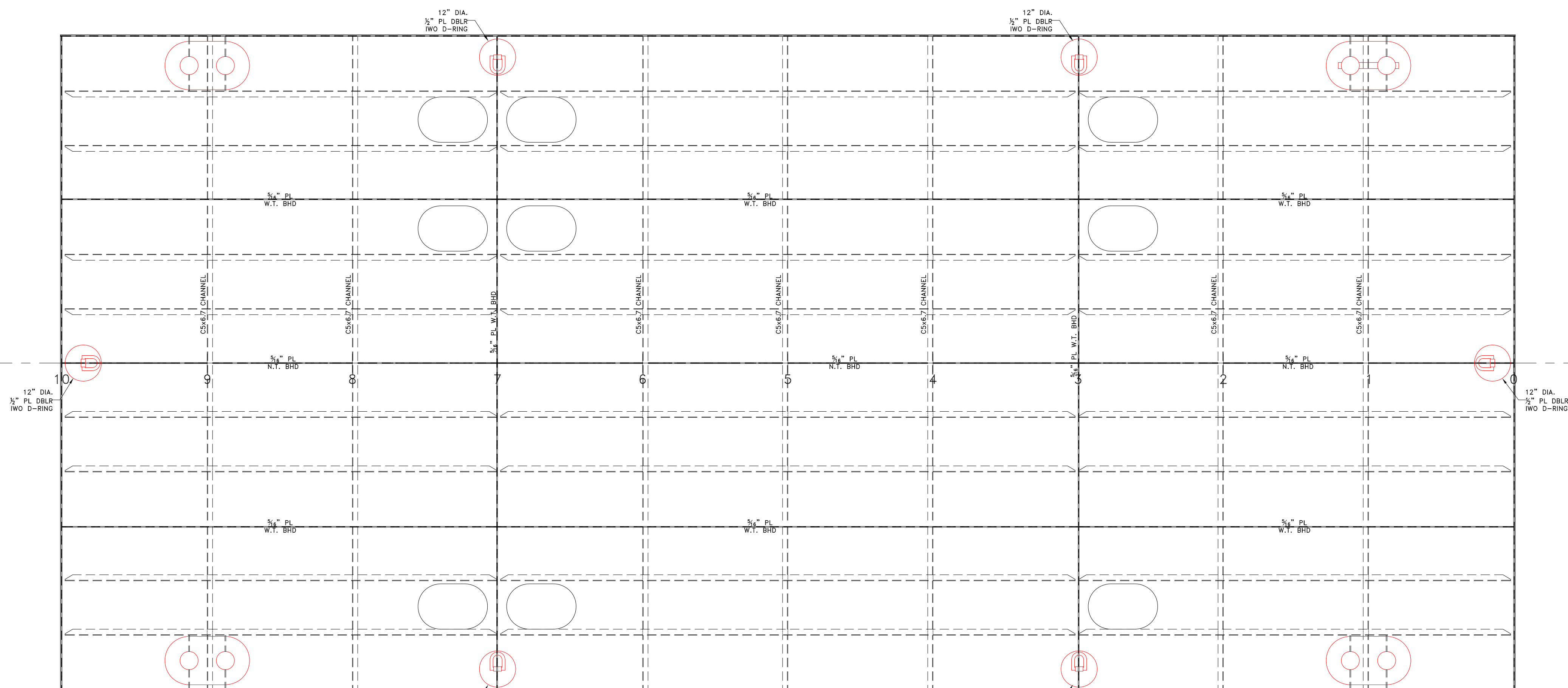
C



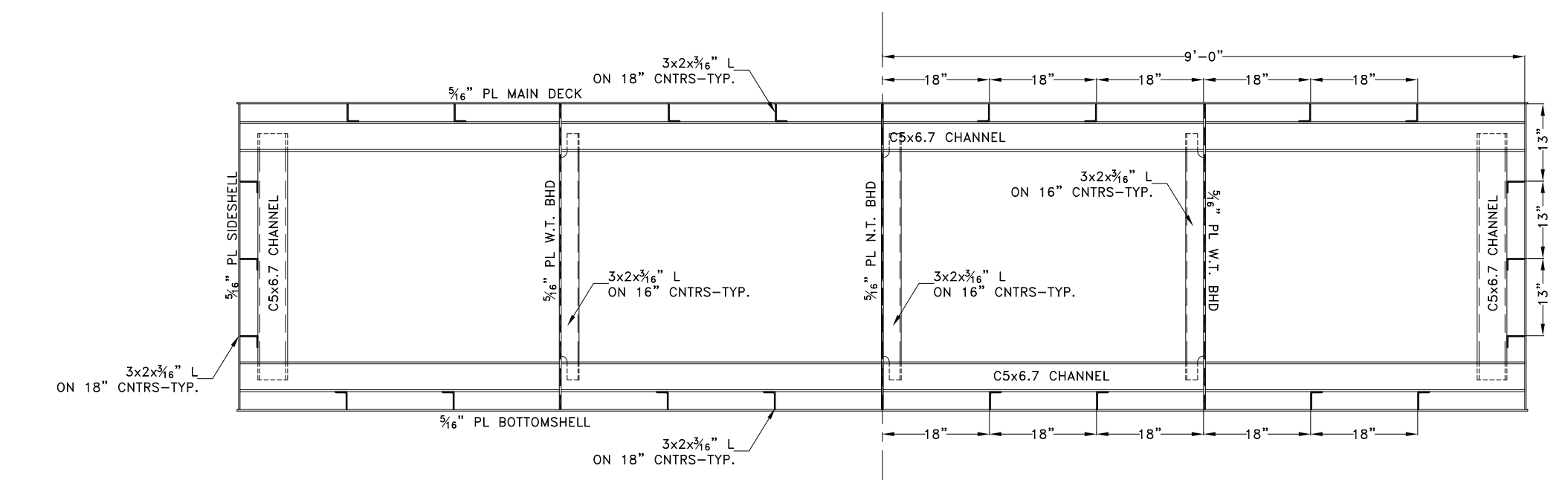
5/16" PL BOTTOMSHELL  
W/ 3x2x1/4" L STIFFENERS ON 18" CNTRS  
UNLESS OTHERWISE NOTED

B

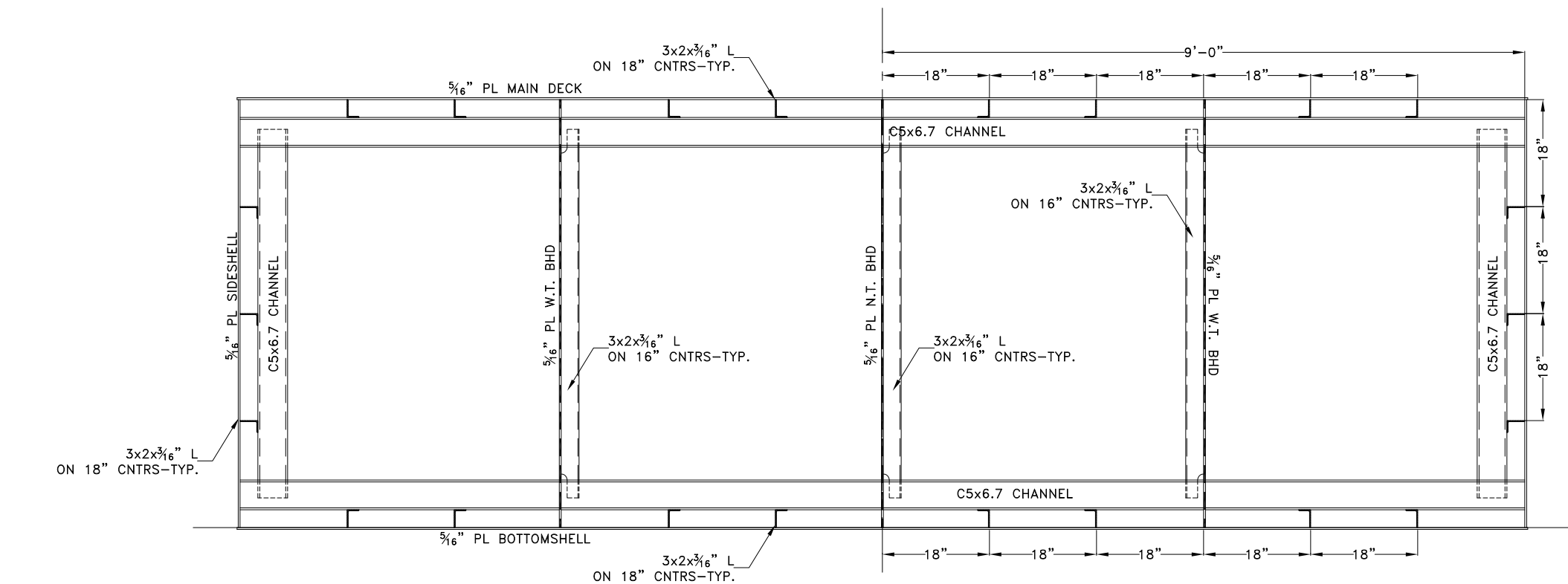
B



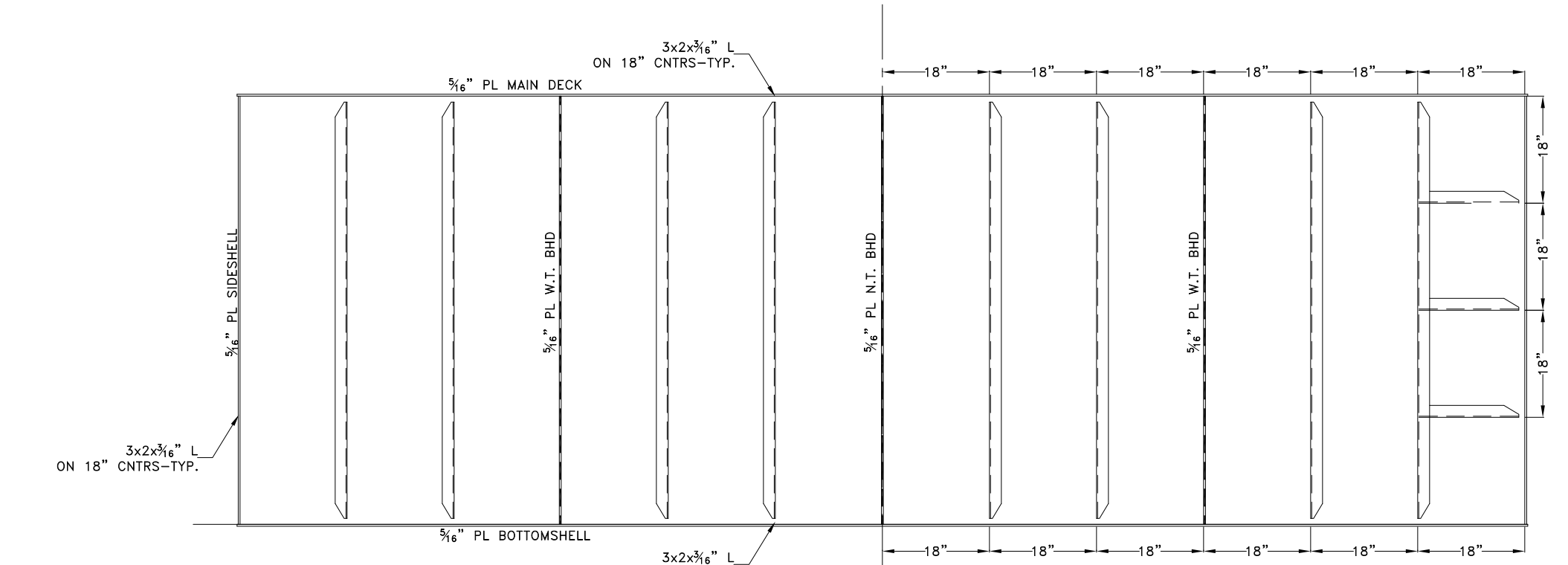
5/16" PL MAIN DECK  
W/ 3x2x1/4" L STIFFENERS ON 18" CNTRS  
UNLESS OTHERWISE NOTED



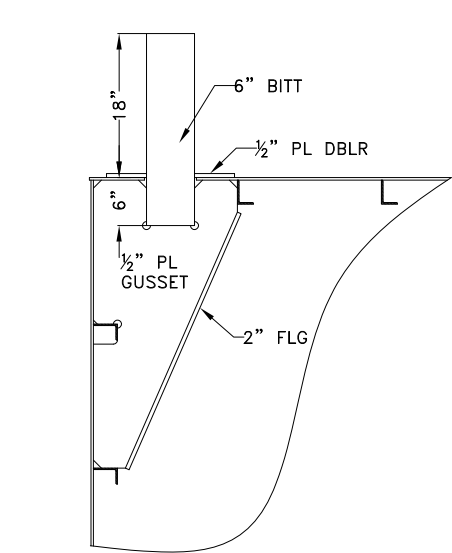
XVERSE STRUCTURAL DETAILS @ FR 1  
SHOWN LKG FWD  
DETAILS @ FR 9 SIM. OPP. HAND




XVERSE STRUCTURAL DETAILS @ FR 5  
SHOWN LKG FWD  
DETAILS @ FR 2, 4, 6 & 8 SIMILAR  
6 & 8 OPP. HAND



1/4" PL W.T. BHD @ FR 3  
W/ 3x2x1/4" L STIFFENERS ON 18" CNTRS  
SHOWN LKG FWD  
DETAILS @ FR 7 SIMILAR OPP. HAND



TYPICAL XVERSE SECTION IWO PIPE BITS



PROPERTY RIGHTS

This document contains neither recommendations nor proprietary rights. Neither should we be held responsible for any errors or omissions. The user of this document is advised to consult with a professional engineer or architect before using this document in any way. The user of this document is advised to consult with a professional engineer or architect before using this document in any way.

© 2018 by DeJong & Lebel, Inc.

**DeJong & Lebel, Inc.**  
Naval Architects  
Marine Engineers  
Consultants  
Surveyors

1734 Emerson Street  
Jacksonville, Florida 32207  
www.dejongandlebel.com

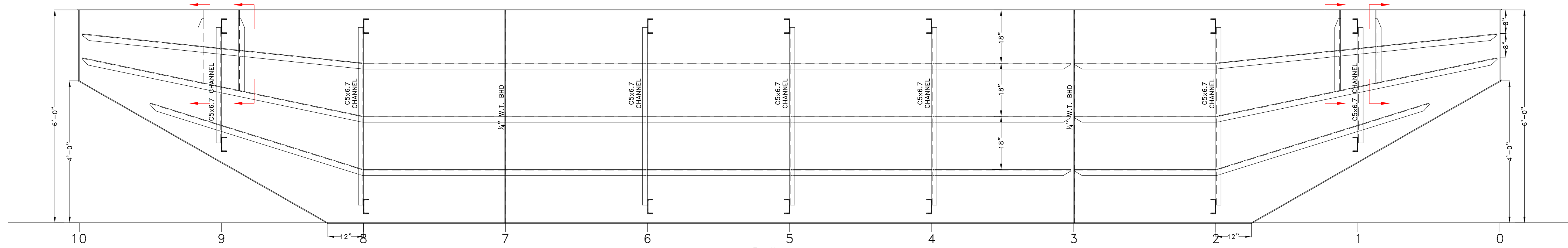
Phone: (904) 399-3473  
Fax: (904) 399-1522  
info@dejongandlebel.com

FILE: 40'x18'x6.0' NCDOT DECK BARGE

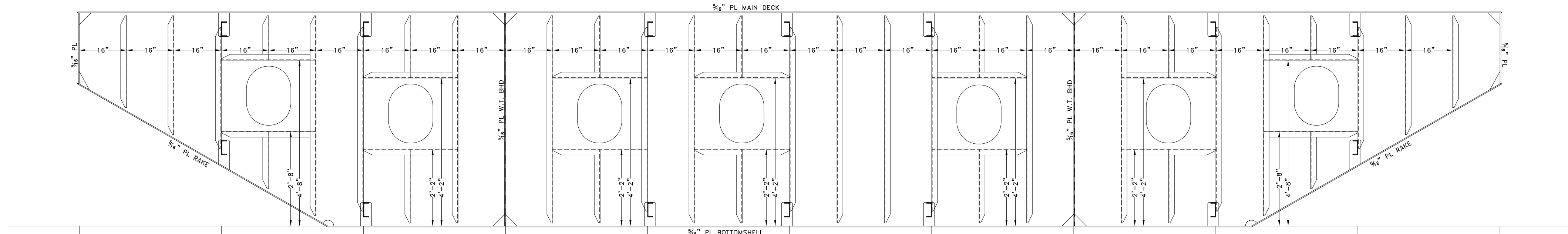
**STRUCTURAL DETAILS**

Dwg. No. 1393C-110 Alt. 0  
Sh. 1 of 2

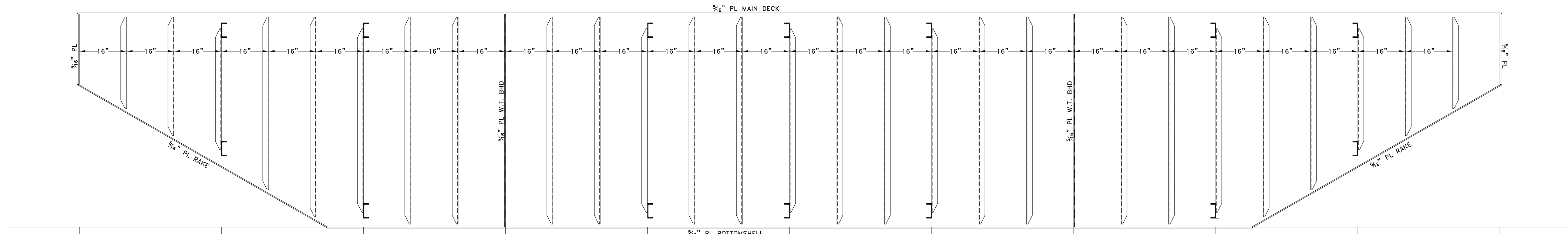
Drawn By: JACOB CONNALLY Date: JANUARY 2, 2019  
Checked By: \_\_\_\_\_ Date: \_\_\_\_\_  
App'd By: \_\_\_\_\_ Scale: 1/2" = 1'-0"  
ABS App'l: \_\_\_\_\_ USCG App'l: \_\_\_\_\_



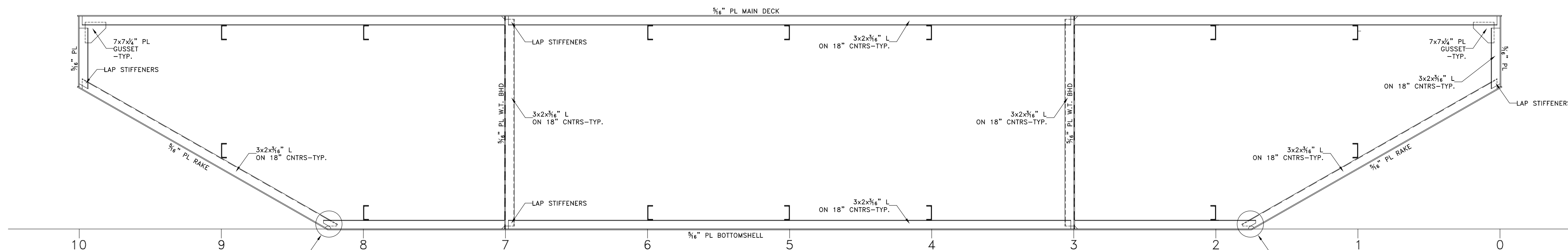
5/16" PL SIDESHELL  
W/ 3x2x3/16" L STIFFENERS ON 18" CNTRS  
PORT SIDE SHOWN LKG PORT  
STBD SIMILAR OPP. HAND



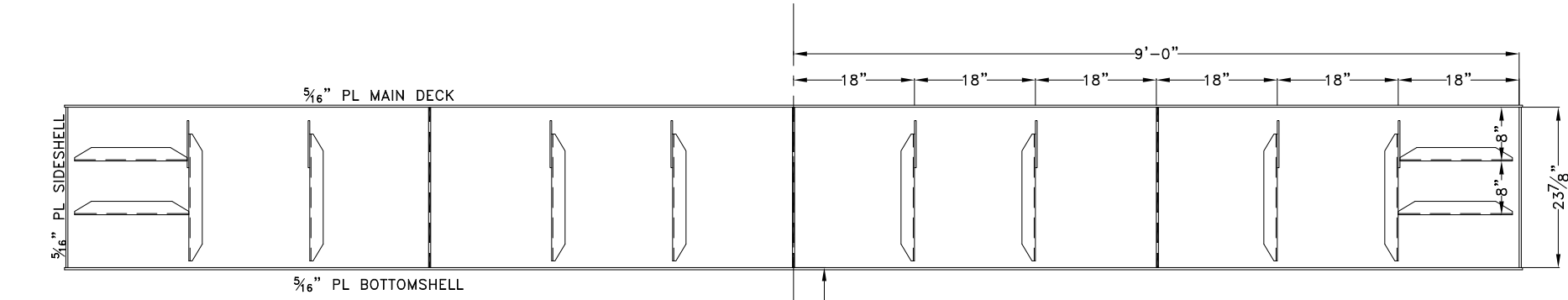
5/16" PL N.T. BHD @ CENTERLINE  
W/ 3x2x3/16" L STIFFENERS ON 16" CNTRS  
SHOWN LKG OUTBD PORT




5/16" PL W.T. BHD @ 4'-6" OCL P&S  
W/ 3x2x3/16" L STIFFENERS ON 16" CNTRS  
PORT SIDE SHOWN LKG OUTBD  
STBD SIMILAR OPP. HAND



LONGITUDINAL SECTION  
TWO TYPICAL FRAMING



BOW/TRANSOM PLATE  
5/16" PL W/3x2x3/16" L STIFFENERS  
ON 18" CNTRS UNLESS OTHERWISE NOTED  
BOW @ FR O SHOWN LKG FWD  
TRANSOM SIM. OPP. HAND



PROFESSIONAL ENGINEER

This document discloses neither in which DeJong & Lebel, Incorporated has proprietary rights, neither does it constitute an offer of insurance or any other financial product. DeJong & Lebel, Incorporated is not a broker or agent for any insurance or other financial product. DeJong & Lebel, Incorporated is not a broker or agent for any insurance or other financial product. DeJong & Lebel, Incorporated is not a broker or agent for any insurance or other financial product.

DeJong & Lebel, Inc.  
Naval Architects  
Marine Engineers  
Consultants  
Surveyors

1724 Emerson Street  
Jacksonville, Florida 32207  
www.dejongandlebel.com

Phone: (904) 399-3473  
Fax: (904) 399-1522  
info@dejongandlebel.com

Title: 40'x18'x6.0' NCDOT DECK BARGE

STRUCTURAL DETAILS

Dwg. No. 1393C-110 Alt. No. 0  
Sh. 2 of 2

Drawn By: JACOB CONNALLY Date: JANUARY 2, 2019  
Checked By: \_\_\_\_\_ Date: \_\_\_\_\_  
App'd By: \_\_\_\_\_ Scale: 1/2" = 1'-0"  
ABS App'l: \_\_\_\_\_ USCG App'l: \_\_\_\_\_