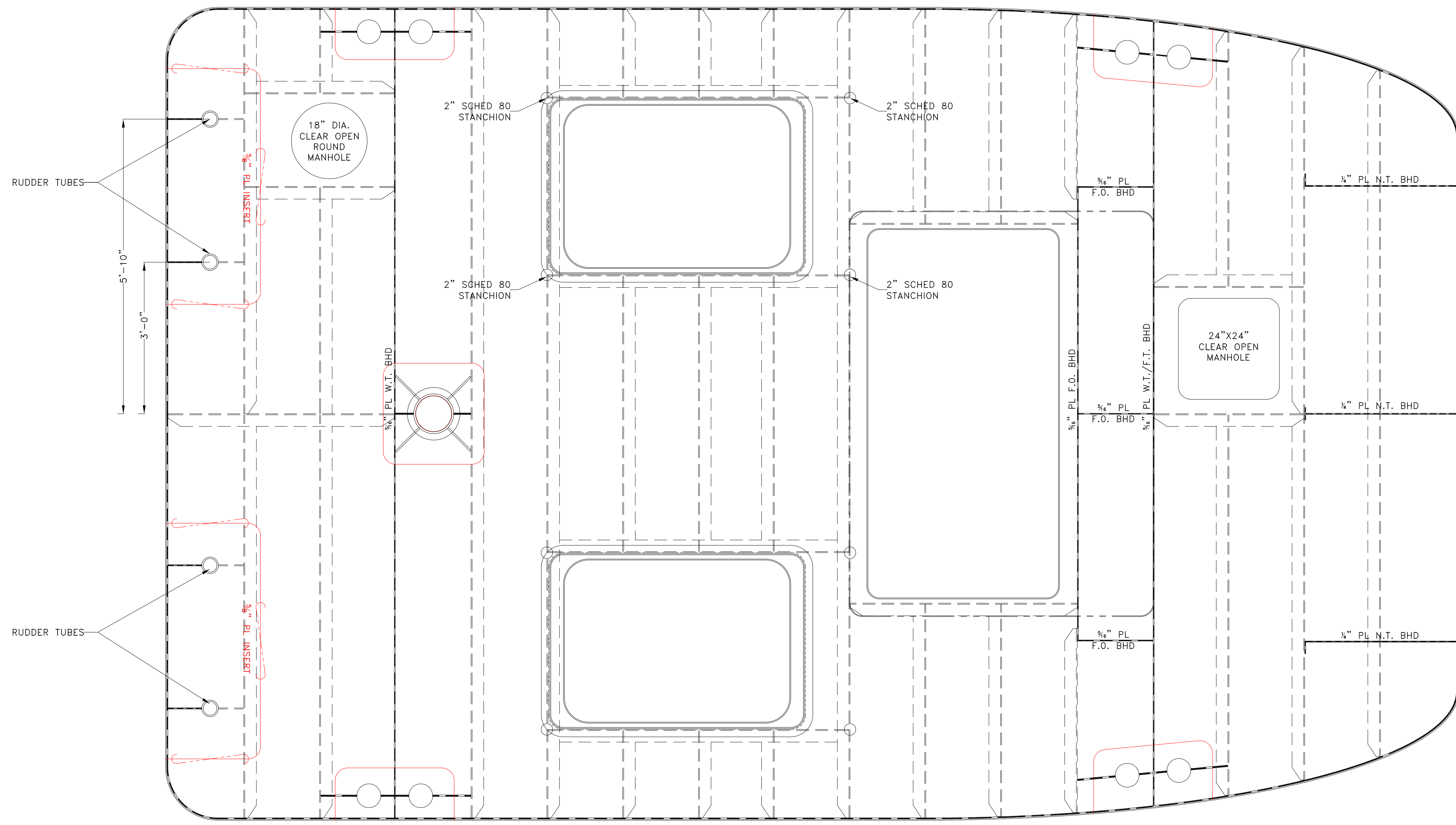
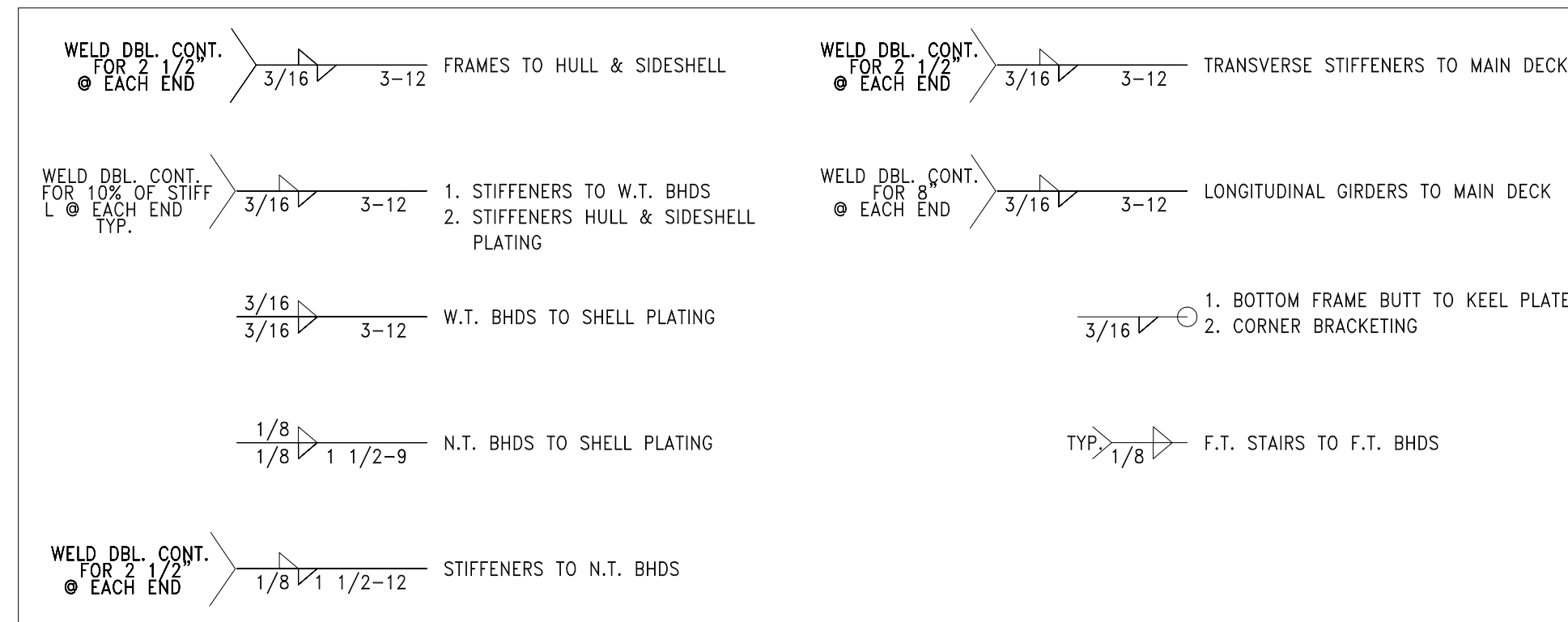



WELD SCHEDULE-TYPICAL



MAIN DECK STRUCTURAL PLAN
 1/4" PL W/ 4x3x1/4" L XVERSE BEAMS ON 2'-0" CENTERS
 UNLESS OTHERWISE NOTED



PROPRIETARY RIGHTS

This document discloses neither in which DeJong & Lebet, Incorporated has proprietary rights, neither confers any possession thereof, neither confers any right to reproduction, disclosure of use in any manner, this document in whole or in part or any information contained herein, except by written permission, or written agreement with DeJong & Lebet, Incorporated.

In the event of a purchase of this document the purchaser is authorized to control no more than one device to record herein, unless otherwise agreed to in writing by DeJong & Lebet, Incorporated.

© 2018 by DeJong & Lebet, Inc.

DeJong & Lebet, Inc.

Naval Architects
 Marine Engineers
 Consultants
 Surveyors

1724 Emerson Street
 Jacksonville, Florida 32207
 www.dejongandlebet.com

Phone: (904) 399-3473
 Fax: (904) 399-1522
 info@dejongandlebet.com

Title: 45.5'x20'x6.5' NCDOT PUSHBOAT

**MAIN DECK
 STRUCTURAL DETAILS**

Dwg. No. 1393B-130 Alt. No. 0
 Sh. 1 of 1

Drawn By: JACOB CONNALLY Date: JUNE 05, 2018
 Checked By: _____ Date: _____
 App'd By: _____ Scale: 3/4" = 1'-0"
 ABS App'l: _____ USCG App'l: _____