

LOGICAL I/O PROCESSOR PROGRAMMING DETAIL TO PRODUCE SPECIAL FYA-PPLT SIGNAL SEQUENCE

(program controller as shown below)

- FROM MAIN MENU PRESS '2' (PHASE CONTROL), THEN '1' (PHASE CONTROL FUNCTIONS). SCROLL TO THE BOTTOM OF THE MENU AND ENABLE ACT LOGIC COMMANDS 1, 2, 3, 4, 5, and 6.
- FROM MAIN MENU PRESS '6' (OUTPUTS), THEN '3' (LOGICAL I/O PROCESSOR).

LOGICAL I/O COMMAND #1 (+/-COMMAND#)
IF ACTIVE PHASE #1 IS ON
AND RED CLEAR ON PHASE #1 IS ON

SCROLL DOWN

THEN:
SET OUTPUT ASSIGNMENT #50 ON
SET OUTPUT ASSIGNMENT #51 OFF

PRESS '+'

NOTE: LOGIC FOR PHASE 1 RED CLEAR WHEN TRANSITIONING FROM PHASE 1 TO PHASE 2 (HEAD 11).

LOGICAL I/O COMMAND #2 (+/-COMMAND#)
IF ACTIVE PHASE #1 IS ON

SCROLL DOWN

THEN:
SET OUTPUT ASSIGNMENT #52 OFF

PRESS '+'

NOTE: LOGIC FOR SWITCHING FLASHING YELLOW ARROW OFF DURING PHASE 1 (HEAD 11).

LOGICAL I/O COMMAND #3 (+/-COMMAND#)
IF YELLOW ON PHASE #1 IS ON

SCROLL DOWN

THEN:
SET OUTPUT ASSIGNMENT #51 ON

PRESS '+'

NOTE: LOGIC FOR YELLOW ARROW CLEARANCE FROM PHASE 1 (HEAD 11).

LOGICAL I/O COMMAND #4 (+/-COMMAND#)
IF ACTIVE PHASE #5 IS ON
AND RED CLEAR ON PHASE #5 IS ON

SCROLL DOWN

THEN:
SET OUTPUT ASSIGNMENT #42 ON
SET OUTPUT ASSIGNMENT #43 OFF

PRESS '+'

NOTE: LOGIC FOR PHASE 5 RED CLEAR WHEN TRANSITIONING FROM PHASE 5 TO PHASE 6 (HEAD 51).

LOGICAL I/O COMMAND #5 (+/-COMMAND#)
IF ACTIVE PHASE #5 IS ON

SCROLL DOWN

THEN:
SET OUTPUT ASSIGNMENT #44 OFF

PRESS '+'

NOTE: LOGIC FOR SWITCHING FLASHING YELLOW ARROW OFF DURING PHASE 5 (HEAD 51).

LOGICAL I/O COMMAND #6 (+/-COMMAND#)
IF YELLOW ON PHASE #5 IS ON

SCROLL DOWN

THEN:
SET OUTPUT ASSIGNMENT #43 ON

PRESS '+'

NOTE: LOGIC FOR YELLOW ARROW CLEARANCE FROM PHASE 5 (HEAD 51).

LOGIC I/O PROCESSOR PROGRAMMING COMPLETE

OUTPUT REFERENCE SCHEDULE	
USE TO INTERPRET LOGIC PROCESSOR	
OUTPUT 42	= Overlap C Red
OUTPUT 43	= Overlap C Yellow
OUTPUT 44	= Overlap C Green
OUTPUT 50	= Overlap A Red
OUTPUT 51	= Overlap A Yellow
OUTPUT 52	= Overlap A Green

COUNTDOWN PEDESTRIAN SIGNAL OPERATION

Countdown Ped Signals are required to display timing only during Ped Clearance Interval. Consult Ped Signal Module user's manual for instructions on selecting this feature.

HNTB HNTB NORTH CAROLINA, P.C.
343 E. Six Forks Road, Suite 200
Raleigh, North Carolina 27609
NC license No: C-1564
(919) 546-8997

OVERLAP PROGRAMMING DETAIL FOR DEFAULT PHASING

(program controller as shown below)

FROM MAIN MENU PRESS '8' (OVERLAPS), THEN '1' (VEHICLE OVERLAP SETTINGS).

PAGE 1: VEHICLE OVERLAP 'A' SETTINGS
PHASE: :12345678910111213141516
VEH OVL PARENTS: :XX
VEH OVL NOT VEH: :
VEH OVL NOT PED: :
VEH OVL GRN EXT: :
STARTUP COLOR: - RED - YELLOW - GREEN
FLASH COLORS: - RED - YELLOW X GREEN
SELECT VEHICLE OVERLAP OPTIONS: (Y/N)
FLASH YELLOW IN CONTROLLER FLASH?...Y
GREEN EXTENSION (0-255 SEC)...0
YELLOW CLEAR (0=PARENT,3-25.5 SEC)...0.0
RED CLEAR (0=PARENT,0.1-25.5 SEC)...0.0
OUTPUT AS PHASE # (0=NONE, 1-16)...0

NOTICE GREEN FLASH

PRESS '+'

PAGE 1: VEHICLE OVERLAP 'B' SETTINGS
PHASE: :12345678910111213141516
VEH OVL PARENTS: :X
VEH OVL NOT VEH: :
VEH OVL NOT PED: :
VEH OVL GRN EXT: :
STARTUP COLOR: - RED - YELLOW - GREEN
FLASH COLORS: - RED - YELLOW X GREEN
SELECT VEHICLE OVERLAP OPTIONS: (Y/N)
FLASH YELLOW IN CONTROLLER FLASH?...Y
GREEN EXTENSION (0-255 SEC)...0
YELLOW CLEAR (0=PARENT,3-25.5 SEC)...0.0
RED CLEAR (0=PARENT,0.1-25.5 SEC)...0.0
OUTPUT AS PHASE # (0=NONE, 1-16)...0

NOTICE GREEN FLASH

PRESS '+'

PAGE 1: VEHICLE OVERLAP 'C' SETTINGS
PHASE: :12345678910111213141516
VEH OVL PARENTS: :XX
VEH OVL NOT VEH: :
VEH OVL NOT PED: :
VEH OVL GRN EXT: :
STARTUP COLOR: - RED - YELLOW - GREEN
FLASH COLORS: - RED - YELLOW X GREEN
SELECT VEHICLE OVERLAP OPTIONS: (Y/N)
FLASH YELLOW IN CONTROLLER FLASH?...Y
GREEN EXTENSION (0-255 SEC)...0
YELLOW CLEAR (0=PARENT,3-25.5 SEC)...0.0
RED CLEAR (0=PARENT,0.1-25.5 SEC)...0.0
OUTPUT AS PHASE # (0=NONE, 1-16)...0

NOTICE GREEN FLASH

PRESS '+'

PAGE 1: VEHICLE OVERLAP 'D' SETTINGS
PHASE: :12345678910111213141516
VEH OVL PARENTS: :X
VEH OVL NOT VEH: :
VEH OVL NOT PED: :
VEH OVL GRN EXT: :
STARTUP COLOR: - RED - YELLOW - GREEN
FLASH COLORS: - RED - YELLOW X GREEN
SELECT VEHICLE OVERLAP OPTIONS: (Y/N)
FLASH YELLOW IN CONTROLLER FLASH?...N
GREEN EXTENSION (0-255 SEC)...0
YELLOW CLEAR (0=PARENT,3-25.5 SEC)...0.0
RED CLEAR (0=PARENT,0.1-25.5 SEC)...0.0
OUTPUT AS PHASE # (0=NONE, 1-16)...0

NOTICE GREEN FLASH

PRESS '+'

PAGE 1: VEHICLE OVERLAP 'E' SETTINGS
PHASE: :12345678910111213141516
VEH OVL PARENTS: :X X
VEH OVL NOT VEH: :
VEH OVL NOT PED: :
VEH OVL GRN EXT: :
STARTUP COLOR: - RED - YELLOW - GREEN
FLASH COLORS: - RED - YELLOW X GREEN
SELECT VEHICLE OVERLAP OPTIONS: (Y/N)
FLASH YELLOW IN CONTROLLER FLASH?...N
GREEN EXTENSION (0-255 SEC)...0
YELLOW CLEAR (0=PARENT,3-25.5 SEC)...0.0
RED CLEAR (0=PARENT,0.1-25.5 SEC)...0.0
OUTPUT AS PHASE # (0=NONE, 1-16)...0

NOTICE GREEN FLASH

PRESS '+'

PAGE 1: VEHICLE OVERLAP 'F' SETTINGS
PHASE: :12345678910111213141516
VEH OVL PARENTS: :XX
VEH OVL NOT VEH: :
VEH OVL NOT PED: :
VEH OVL GRN EXT: :
STARTUP COLOR: - RED - YELLOW - GREEN
FLASH COLORS: - RED - YELLOW X GREEN
SELECT VEHICLE OVERLAP OPTIONS: (Y/N)
FLASH YELLOW IN CONTROLLER FLASH?...N
GREEN EXTENSION (0-255 SEC)...0
YELLOW CLEAR (0=PARENT,3-25.5 SEC)...0.0
RED CLEAR (0=PARENT,0.1-25.5 SEC)...0.0
OUTPUT AS PHASE # (0=NONE, 1-16)...0

NOTICE GREEN FLASH

PRESS '+'

PAGE 1: VEHICLE OVERLAP 'G' SETTINGS
PHASE: :12345678910111213141516
VEH OVL PARENTS: :XX
VEH OVL NOT VEH: :
VEH OVL NOT PED: :
VEH OVL GRN EXT: :
STARTUP COLOR: - RED - YELLOW - GREEN
FLASH COLORS: - RED - YELLOW X GREEN
SELECT VEHICLE OVERLAP OPTIONS: (Y/N)
FLASH YELLOW IN CONTROLLER FLASH?...Y
GREEN EXTENSION (0-255 SEC)...0
YELLOW CLEAR (0=PARENT,3-25.5 SEC)...0.0
RED CLEAR (0=PARENT,0.1-25.5 SEC)...0.0
OUTPUT AS PHASE # (0=NONE, 1-16)...0




NOTICE GREEN FLASH

OVERLAP PROGRAMMING COMPLETE

THIS ELECTRICAL DETAIL IS FOR
THE SIGNAL DESIGN: 03-0369
DESIGNED: February 2018
SEALED: 11/04/2020
REVISED: N/A

Electrical Detail - Sheet 2 of 9
Signal Upgrade
Final Design

DOCUMENT NOT CONSIDERED FINAL
UNLESS ALL SIGNATURES COMPLETED

	Prepared for: 	US 17 (Market Street) at SR 1363 (Bayshore Drive)/ SR 2717 (Torchwood Boulevard)	SEAL 
	Division 03 New Hanover Co. Wilmington	PLAN DATE: February 2018 REVIEWED BY: A.D. Klinksiek PREPARED BY: A.H. Thornburg REVIEWED BY: N.R. Simmons	REVISIONS 1-Removed phase 3 4-section LT FYA. Added phase 3 protected dual left and phase 6 3-section RT FYA. Corrected loop 1A/5A delay to 10 sec.