

**This electronic collection of documents is provided
for the convenience of the user
and is Not a Certified Document –**

**The documents contained herein were originally issued
and sealed by the individuals whose names and license
numbers appear on each page, on the dates appearing
with their signature on that page.**

**This file or an individual page
shall not be considered a certified document.**

NC 175 CLAY COUNTY

T.I.P. PROJECT R-5742
STATE PROJECT # 46325.1.D.1

<u>LINE</u>	<u>SHEET NO.</u>
-L-	X-1 THRU X-142
-Y1-	X-143
-Y2-	X-144
-Y5-	X-145 THRU X-148
-DET-	X-149 THRU X-157
-DR11-	X-158 THRU X-160

 UNDERCUT

 SHALLOW UNDERCUT

CROSS-SECTION SUMMARY

VOLUMES IN CUBIC YARDS

NOTE: QUANTITIES ARE APPROXIMATE ONLY. THE RESIDENT ENGINEER WILL RE-CROSS-SECTION THE WORK ACCURATELY WHEN THE PROJECT IS STAKED OUT. THESE CROSS-SECTION NOTES WILL BE USED IN COMPUTING THE FINAL QUANTITIES FOR WHICH THE CONTRACTOR WILL BE PAID.

NOTE: EMBANKMENT COLUMN INCLUDES BACKFILL FOR UNDERCUT

Station	Uncl. Exc.	Embt	Undercut	Station	Uncl. Exc.	Embt	Undercut	Station	Uncl. Exc.	Embt	Undercut	Station	Uncl. Exc.	Embt	Undercut
L	(cu. yd.)	(cu. yd.)	(cu. yd.)	L	(cu. yd.)	(cu. yd.)	(cu. yd.)	L	(cu. yd.)	(cu. yd.)	(cu. yd.)	L	(cu. yd.)	(cu. yd.)	(cu. yd.)
11+50.00	0	0	0	38+00.00	501	33	0	62+00.00	175	2	0	86+00.00	41	159	0
12+00.00	112	21	18	38+50.00	364	19	0	62+50.00	183	2	0	86+50.00	106	44	0
12+50.00	89	41	29	39+00.00	136	28	0	63+00.00	247	2	0	87+00.00	233	12	0
13+00.00	45	35	24	39+50.00	5	100	0	63+50.00	337	1	0	87+50.00	402	6	0
13+50.00	160	31	29	40+00.00	0	146	0	64+00.00	485	1	0	88+00.00	445	6	0
14+00.00	231	30	30	40+50.00	0	207	0	64+50.00	484	1	0	88+50.00	268	9	0
14+50.00	239	38	30					65+00.00	333	1	0	89+00.00	102	15	0
15+00.00	238	73	25	Station	Uncl. Exc.	Embt	Undercut	65+50.00	227	3	0	89+50.00	76	8	0
15+50.00	150	147	9					66+00.00	165	4	0	90+00.00	77	3	0
16+00.00	111	281	0	L	(cu. yd.)	(cu. yd.)	(cu. yd.)	66+50.00	142	6	0	90+50.00	46	56	0
16+50.00	69	401	0	40+50.00	0	0	0	67+00.00	134	9	37	91+00.00	6	146	0
17+00.00	2	440	0	41+00.00	0	376	0	67+50.00	156	9	0	91+50.00	8	206	0
17+50.00	57	428	0	41+50.00	0	514	0	68+00.00	215	4	0	92+00.00	11	124	0
18+00.00	353	283	0	42+00.00	0	535	0	68+50.00	294	1	0	92+50.00	58	12	0
18+50.00	646	100	0	42+50.00	0	362	0	69+00.00	357	0	0	93+00.00	181	3	0
19+00.00	569	26	0	43+00.00	6	150	0	69+50.00	351	0	0	93+50.00	192	1	0
19+50.00	281	8	0	43+50.00	28	73	0	70+00.00	296	7	0	94+00.00	110	4	0
20+00.00	66	17	0	44+00.00	44	42	0	70+50.00	222	39	0	94+50.00	68	5	0
20+50.00	14	22	0	44+50.00	48	41	0					95+00.00	40	3	0
21+00.00	33	16	0	45+00.00	50	56	0	Station	Uncl. Exc.	Embt	Undercut	95+50.00	37	2	0
21+50.00	37	12	0	45+50.00	36	98	0					96+00.00	81	3	0
22+00.00	25	5	0	46+00.00	118	161	0	L	(cu. yd.)	(cu. yd.)	(cu. yd.)	96+50.00	177	2	56
22+50.00	19	1	0	46+50.00	168	211	0	70+50.00	0	0	0	97+00.00	187	3	46
23+00.00	60	0	0	47+00.00	105	210	0	71+00.00	156	85	46	97+50.00	159	6	0
23+50.00	57	11	0	47+50.00	78	133	0	71+50.00	94	113	0	98+00.00	156	5	0
24+00.00	30	11	0	48+00.00	41	79	0	72+00.00	52	117	0	98+50.00	101	25	0
24+50.00	135	0	74	48+50.00	11	161	0	72+50.00	41	138	41	99+00.00	60	59	0
25+00.00	305	4	4	49+00.00	16	136	0	73+00.00	25	139	77	99+50.00	73	37	0
25+50.00	417	43	38	49+50.00	18	58	0	73+50.00	24	131	78	100+00.00	80	11	0
26+00.00	418	87	70	50+00.00	13	138	0	74+00.00	48	132	75	100+50.00	78	19	0
26+50.00	339	88	58	50+50.00	11	175	0	74+50.00	127	124	77				
27+00.00	244	71	110	51+00.00	8	148	0	75+00.00	150	92	70	Station	Uncl. Exc.	Embt	Undercut
27+50.00	167	67	29	51+50.00	6	117	0	75+50.00	138	53	51				
28+00.00	140	70	30	52+00.00	6	77	0	76+00.00	83	63	50	L	(cu. yd.)	(cu. yd.)	(cu. yd.)
28+50.00	143	56	26	52+50.00	7	25	0	76+50.00	6	83	38	100+50.00	0	0	0
29+00.00	117	72	29	53+00.00	13	5	0	77+00.00	8	81	32	101+00.00	91	25	0
29+50.00	79	99	38	53+50.00	31	11	0	77+50.00	17	54	36	101+50.00	108	51	0
30+00.00	54	92	45	54+00.00	104	19	0	78+00.00	73	28	25	102+00.00	110	76	0
30+50.00	28	63	25	54+50.00	188	19	0	78+50.00	96	17	9	102+50.00	96	63	0
31+00.00	12	125	38	55+00.00	198	14	0	79+00.00	38	36	0	103+00.00	103	39	0
31+50.00	9	227	61	55+50.00	194	24	0	79+50.00	5	64	0	103+50.00	234	17	0
32+00.00	8	290	46	56+00.00	287	34	15	80+00.00	22	57	0	104+00.00	427	3	0
32+50.00	15	360	24	56+50.00	299	38	32	80+50.00	38	67	0	104+50.00	815	3	0
33+00.00	24	429	0	57+00.00	216	39	32	81+00.00	39	51	0	105+00.00	681	3	0
33+50.00	29	540	0	57+50.00	174	35	31	81+50.00	51	9	0	105+50.00	120	46	0
34+00.00	51	652	0	58+00.00	135	36	23	82+00.00	60	9	0	106+00.00	9	52	0
34+50.00	61	732	0	58+50.00	127	46	22	82+50.00	54	12	0	106+50.00	35	20	0
35+00.00	35	748	0	59+00.00	121	49	29	83+00.00	41	15	0	107+00.00	54	17	0
35+50.00	19	703	0	59+50.00	85	48	35	83+50.00	26	18	0	107+50.00	51	7	0
36+00.00	72	476	0	60+00.00	72	41	20	84+00.00	12	23	0	108+00.00	63	9	0
36+50.00	261	174	0	60+50.00	96	25	0	84+50.00	15	32	0	108+50.00	104	16	0
37+00.00	438	63	0	61+00.00	145	17	0	85+00.00	74	48	0	109+00.00	135	25	0
37+50.00	508	50	0	61+50.00	192	7	0	85+50.00	64	154	0	109+50.00	135	30	0

CROSS-SECTION SUMMARY

VOLUMES IN CUBIC YARDS

NOTE: QUANTITIES ARE APPROXIMATE ONLY. THE RESIDENT ENGINEER WILL RE-CROSS-SECTION THE WORK ACCURATELY WHEN THE PROJECT IS STAKED OUT. THESE CROSS-SECTION NOTES WILL BE USED IN COMPUTING THE FINAL QUANTITIES FOR WHICH THE CONTRACTOR WILL BE PAID.

NOTE: EMBANKMENT COLUMN INCLUDES BACKFILL FOR UNDERCUT

Station	Uncl. Exc.	Embt	Undercut	Station	Uncl. Exc.	Embt	Undercut	Station	Uncl. Exc.	Embt	Undercut	Station	Uncl. Exc.	Embt	Undercut
L	(cu. yd.)	(cu. yd.)	(cu. yd.)	L	(cu. yd.)	(cu. yd.)	(cu. yd.)	L	(cu. yd.)	(cu. yd.)	(cu. yd.)	L	(cu. yd.)	(cu. yd.)	(cu. yd.)
110+00.00	73	44	0	134+00.00	326	2	46	160+50.00	56	77	0	194+00.00	388	2	0
110+50.00	13	54	0	134+50.00	683	0	0					194+50.00	145	3	0
111+00.00	12	75	0	135+00.00	978	0	0	Station	Uncl. Exc.	Embt	Undercut	195+00.00	123	2	0
111+50.00	10	150	0	135+50.00	838	0	0					195+50.00	66	1	0
112+00.00	11	142	0	136+00.00	746	0	0	L	(cu. yd.)	(cu. yd.)	(cu. yd.)	196+00.00	15	23	0
112+50.00	10	80	0	136+50.00	1069	0	0	160+50.00	0	0	0	196+50.00	6	129	0
113+00.00	10	73	0	137+00.00	1451	0	0	161+00.00	85	124	0	197+00.00	5	166	0
113+50.00	11	69	0	137+50.00	2023	0	0	161+50.00	114	157	0	197+50.00	5	109	0
114+00.00	12	71	0	138+00.00	2990	0	0	162+00.00	181	101	0	198+00.00	5	112	0
114+50.00	9	95	0	138+50.00	3178	0	0	162+50.00	136	52	0	198+50.00	6	123	0
115+00.00	7	67	0	139+00.00	1772	0	0	163+00.00	78	34	0	199+00.00	8	111	0
115+50.00	158	13	0	139+50.00	629	40	0	163+50.00	140	20	0	199+50.00	7	97	0
116+00.00	311	9	31	140+00.00	476	40	0	164+00.00	159	9	0	200+00.00	8	60	0
116+50.00	197	131	42	140+50.00	541	0	65	164+50.00	171	0	0	200+50.00	9	25	0
117+00.00	48	189	0	141+00.00	360	3	0	165+00.00	188	0	0	201+00.00	8	41	0
117+50.00	8	91	0	141+50.00	26	106	0	165+50.00	171	0	0	201+50.00	8	73	0
118+00.00	47	38	0	142+00.00	0	718	0	166+00.00	140	0	0	202+00.00	48	43	0
118+50.00	103	19	0	142+50.00	0	1535	0	166+50.00	86	4	0	202+50.00	167	0	0
119+00.00	151	16	36	143+00.00	0	1891	0	167+00.00	51	17	0	203+00.00	210	0	0
119+50.00	160	29	37	143+50.00	0	1551	0	167+50.00	95	31	0	203+50.00	153	0	0
120+00.00	143	43	35	144+00.00	3	820	0	168+00.00	153	29	0	204+00.00	128	2	0
120+50.00	279	35	35	144+50.00	75	363	0	168+50.00	154	23	0	204+50.00	128	3	0
121+00.00	430	31	35	145+00.00	186	242	0	169+00.00	142	19	0	205+00.00	149	1	0
121+50.00	482	34	33	145+50.00	182	219	0	169+50.00	135	12	0	205+50.00	156	1	0
122+00.00	544	29	31	146+00.00	151	198	0	170+00.00	128	6	0	206+00.00	134	2	0
122+50.00	604	19	28	146+50.00	171	174	0	170+50.00	124	2	0	206+50.00	121	2	0
123+00.00	606	13	30	147+00.00	152	158	0	171+00.00	279	1	0	207+00.00	113	1	0
123+50.00	565	16	33	147+50.00	166	157	0	171+50.00	303	1	0	207+50.00	68	2	0
124+00.00	430	30	33	148+00.00	101	152	0	172+00.00	98	6	0	208+00.00	40	17	0
124+50.00	209	48	33	148+50.00	0	114	0					208+50.00	29	37	52
125+00.00	55	63	33	149+00.00	2	89	0	Station	Uncl. Exc.	Embt	Undercut	209+00.00	8	95	58
125+50.00	7	80	33	149+50.00	5	116	0					209+50.00	6	148	80
126+00.00	40	67	0	150+00.00	4	133	0	L	(cu. yd.)	(cu. yd.)	(cu. yd.)	210+00.00	5	246	102
126+50.00	37	103	0	150+50.00	1	126	0	184+00.00	0	0	0	210+50.00	5	297	78
127+00.00	2	107	0	151+00.00	2	97	0	184+50.00	26	122	0	211+00.00	6	216	30
127+50.00	11	30	0	151+50.00	21	59	0	185+00.00	42	18	0	211+50.00	19	156	0
128+00.00	22	9	0	152+00.00	39	33	0	185+50.00	270	8	0	212+00.00	44	104	0
128+50.00	39	15	0	152+50.00	34	28	0	186+00.00	884	16	0	212+50.00	48	49	0
129+00.00	49	29	0	153+00.00	17	40	0	186+50.00	1581	21	0	213+00.00	53	31	0
129+50.00	56	64	0	153+50.00	5	62	0	187+00.00	2039	14	0	213+50.00	101	25	0
130+00.00	72	53	0	154+00.00	3	96	0	187+50.00	1940	7	0				
130+50.00	39	36	0	154+50.00	9	131	0	188+00.00	1656	7	0	Station	Uncl. Exc.	Embt	Undercut
				155+00.00	8	185	0	188+50.00	1580	10	0				
Station	Uncl. Exc.	Embt	Undercut	155+50.00	0	273	181	189+00.00	1131	13	0	L	(cu. yd.)	(cu. yd.)	(cu. yd.)
				156+00.00	0	434	161	189+50.00	671	9	0	213+50.00	0	0	0
L	(cu. yd.)	(cu. yd.)	(cu. yd.)	156+50.00	0	599	136	190+00.00	1029	2	0	214+00.00	118	11	0
130+50.00	0	0	0	157+00.00	0	569	88	190+50.00	1807	0	0	214+50.00	138	10	0
131+00.00	2	55	0	157+50.00	0	357	0	191+00.00	2468	0	0	215+00.00	211	10	0
131+50.00	32	40	0	158+00.00	27	221	0	191+50.00	2534	0	0	215+50.00	283	15	0
132+00.00	99	31	0	158+50.00	46	202	0	192+00.00	1981	0	0	216+00.00	425	24	0
132+50.00	138	58	0	159+00.00	41	163	0	192+50.00	1284	0	0	216+50.00	515	24	0
133+00.00	118	80	0	159+50.00	43	119	0	193+00.00	847	1	0	217+00.00	467	17	0
133+50.00	161	43	0	160+00.00	37	90	30	193+50.00	704	2	0	217+50.00	395	21	0

CROSS-SECTION SUMMARY

VOLUMES IN CUBIC YARDS

NOTE: QUANTITIES ARE APPROXIMATE ONLY. THE RESIDENT ENGINEER WILL RE-CROSS-SECTION THE WORK ACCURATELY WHEN THE PROJECT IS STAKED OUT. THESE CROSS-SECTION NOTES WILL BE USED IN COMPUTING THE FINAL QUANTITIES FOR WHICH THE CONTRACTOR WILL BE PAID.

NOTE: EMBANKMENT COLUMN INCLUDES BACKFILL FOR UNDERCUT

Station	Uncl. Exc.	Embt	Undercut	Station	Uncl. Exc.	Embt	Undercut
L	(cu. yd.)	(cu. yd.)	(cu. yd.)	L	(cu. yd.)	(cu. yd.)	(cu. yd.)
218+00.00	265	27	0	111+00.00	1047	0	0
218+50.00	113	33	0	111+50.00	1654	0	0
219+00.00	64	42	0	111+64.00	773	0	0
219+50.00	47	34	0				
220+00.00	92	24	0	Station	Uncl. Exc.	Embt	Undercut
220+50.00	240	19	0	L	(cu. yd.)	(cu. yd.)	(cu. yd.)
221+00.00	356	14	0	117+00.00	0	0	0
221+50.00	353	11	0	117+50.00	21	0	0
222+00.00	227	6	0	118+00.00	15	0	0
222+50.00	94	8	0				
223+00.00	33	61	0	Station	Uncl. Exc.	Embt	Undercut
223+50.00	53	124	0	L	(cu. yd.)	(cu. yd.)	(cu. yd.)
224+00.00	83	131	0	142+00.00	0	0	0
224+50.00	95	144	0	142+50.00	18	5	0
225+00.00	63	152	0	143+00.00	39	0	0
225+50.00	15	139	0	143+50.00	47	0	0
226+00.00	8	151	0				
226+50.00	9	134	0	Station	Uncl. Exc.	Embt	Undercut
227+00.00	5	56	0	L	(cu. yd.)	(cu. yd.)	(cu. yd.)
227+50.00	0	17	0	152+00.00	0	0	0
228+00.00	1	62	0	152+50.00	58	0	0
228+50.00	7	349	0	153+00.00	61	0	0
229+00.00	25	423	0	153+50.00	53	0	0
229+50.00	56	124	0	154+00.00	36	0	0
				154+50.00	29	0	0
Station	Uncl. Exc.	Embt	Undercut	155+00.00	64	0	0
L	(cu. yd.)	(cu. yd.)	(cu. yd.)	155+50.00	107	0	0
47+50.00	0	0	0	156+00.00	99	0	0
48+00.00	36	1	0	156+50.00	104	0	0
48+50.00	185	1	0	157+00.00	102	0	0
49+00.00	137	0	0	157+50.00	68	0	0
49+50.00	121	0	0				
50+00.00	21	0	0				
50+50.00	39	0	0				
51+00.00	36	0	0				
51+50.00	60	1	0				
52+00.00	95	1	0				
52+50.00	105	1	0				
Station	Uncl. Exc.	Embt	Undercut				
L	(cu. yd.)	(cu. yd.)	(cu. yd.)				
85+00.00	0	0	0				
85+50.00	10	0	0				
86+00.00	10	0	0				
Station	Uncl. Exc.	Embt	Undercut				
L	(cu. yd.)	(cu. yd.)	(cu. yd.)				
109+50.00	0	0	0				
110+00.00	23	0	0				
110+50.00	188	0	0				

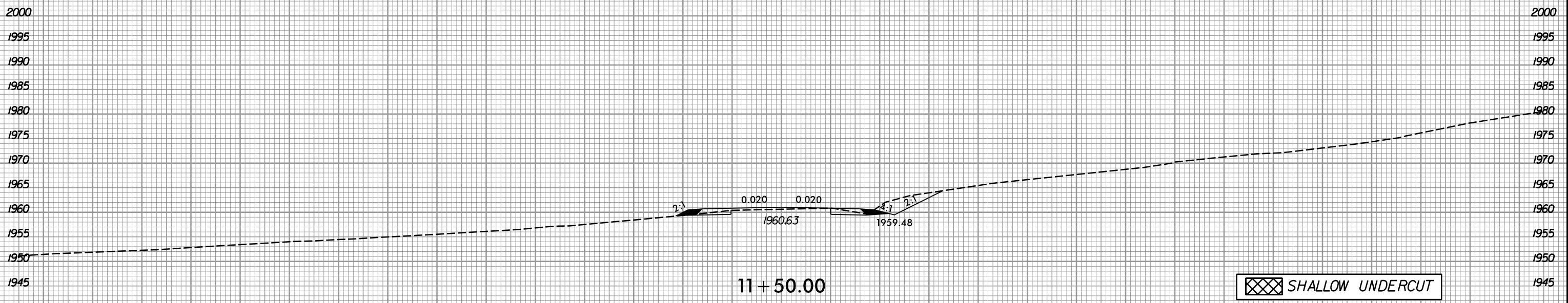
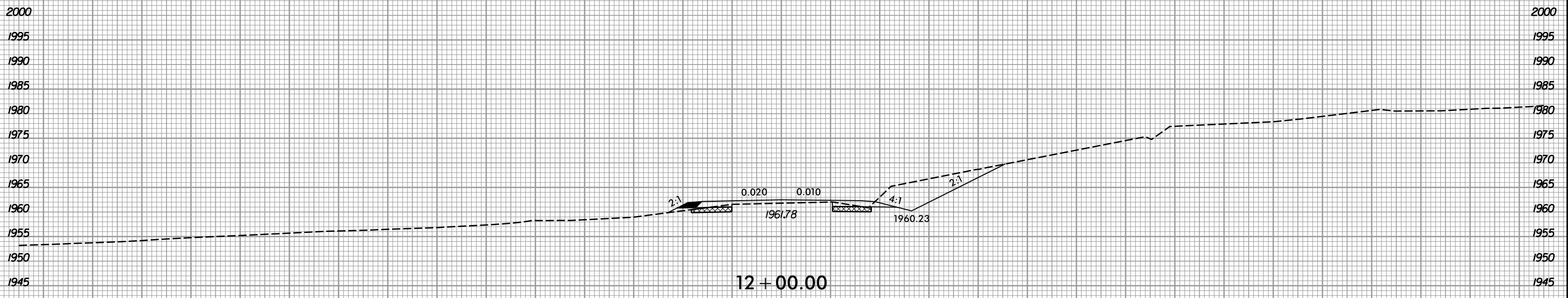
6/23/16



PROJ. REFERENCE NO.
R-5742

SHEET NO.
X-1

150 140 130 120 110 100 90 80 70 60 50 40 30 20 10 0 10 20 30 40 50 60 70 80 90 100 110 120 130 140 150



SHALLOW UNDERCUT

-L-

150 140 130 120 110 100 90 80 70 60 50 40 30 20 10 0 10 20 30 40 50 60 70 80 90 100 110 120 130 140 150

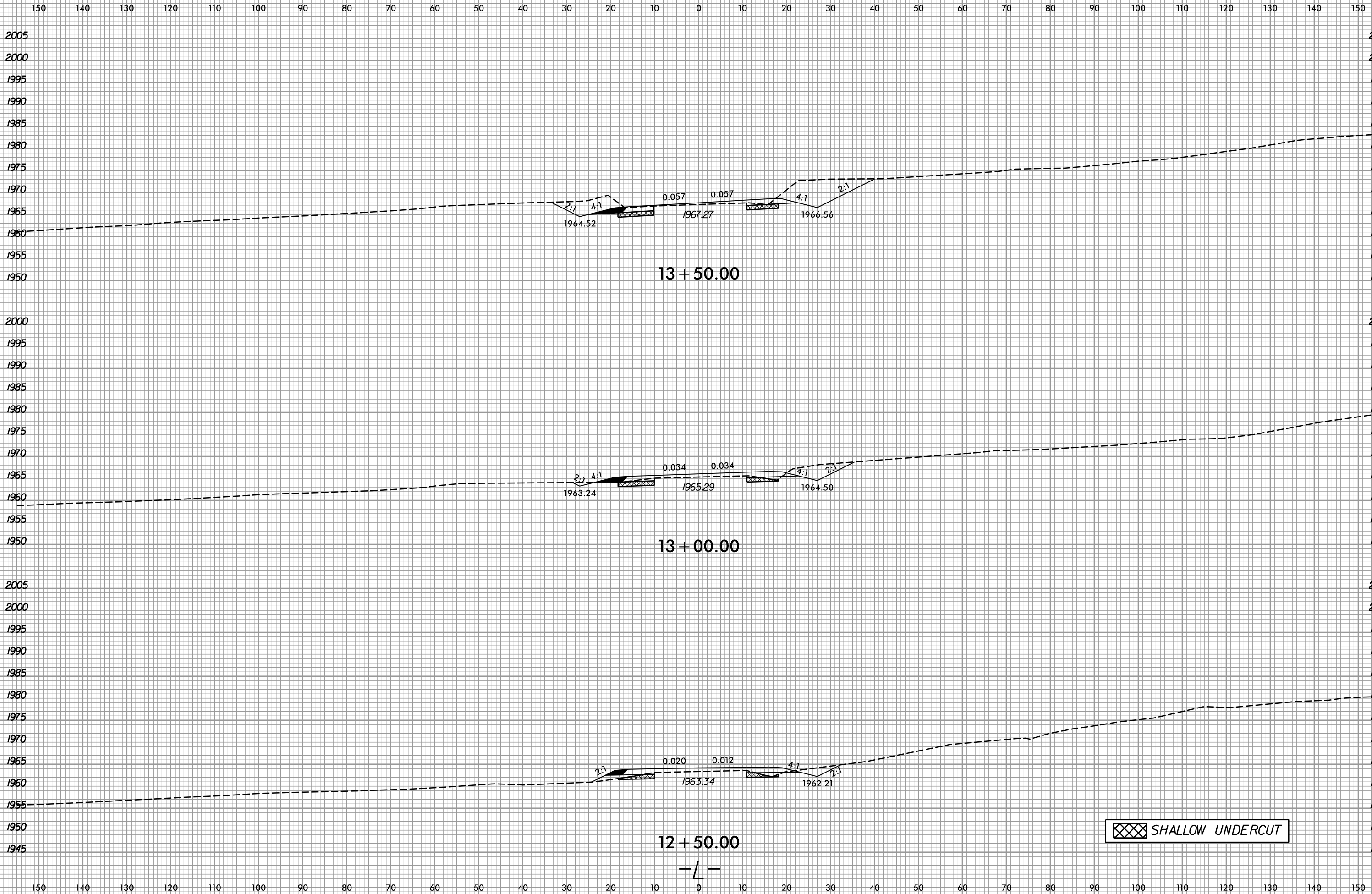
I:\14\2018
R:\Roadway\Xsc\11-5742.Rdy.L_xpl.dgn
gprlce

6/23/16



PROJ. REFERENCE NO.
R-5742

SHEET NO.
X-2

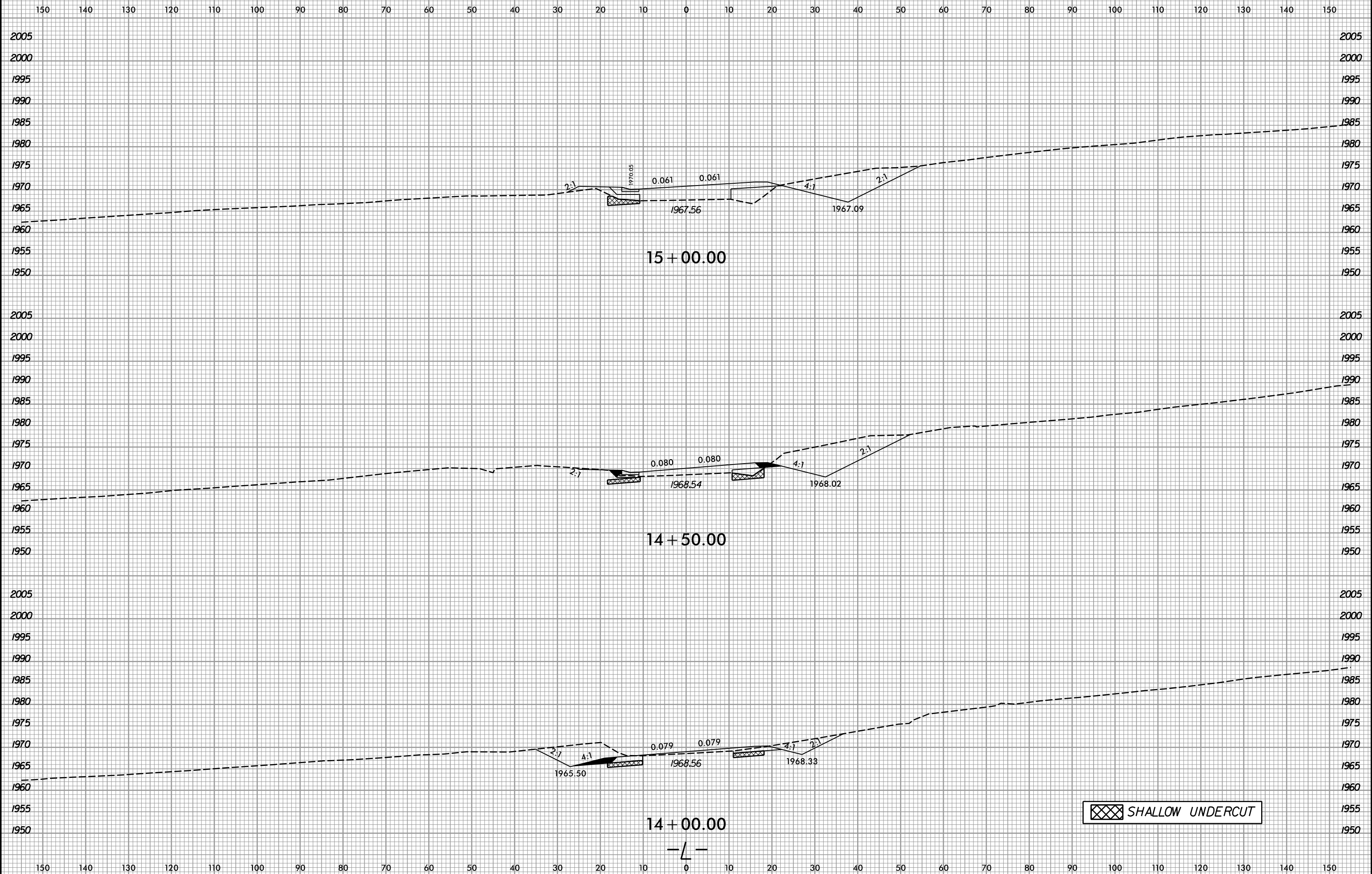


I:\14\2018
R:\Roadway\Xsc\13-R-5742-Rdy.L_xpl.dgn
gprlce

6/23/16



PROJ. REFERENCE NO.	SHEET NO.
R-5742	X-3



I:\14\2018
R:\Roadway\Xsc\14-5742_Rdy_L_xpl.dgn
gpr/ice

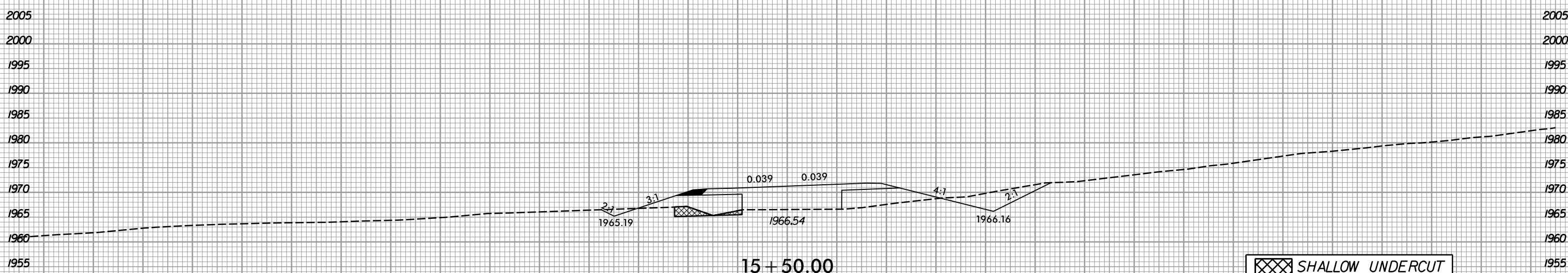
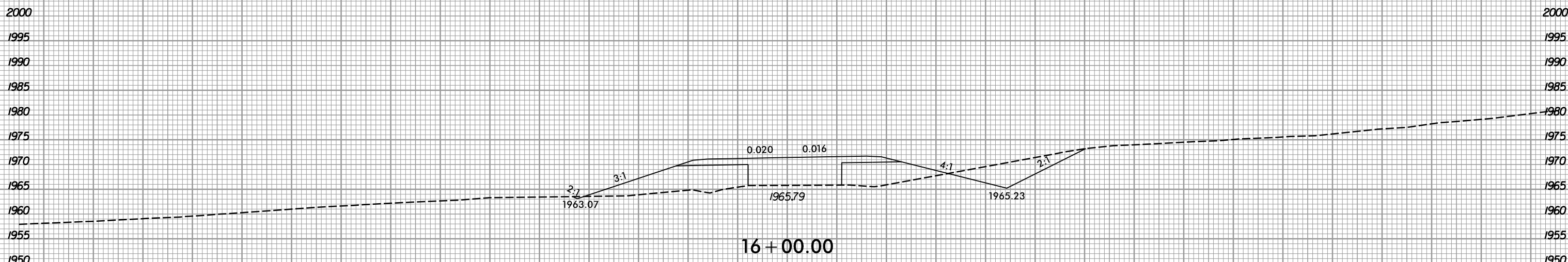
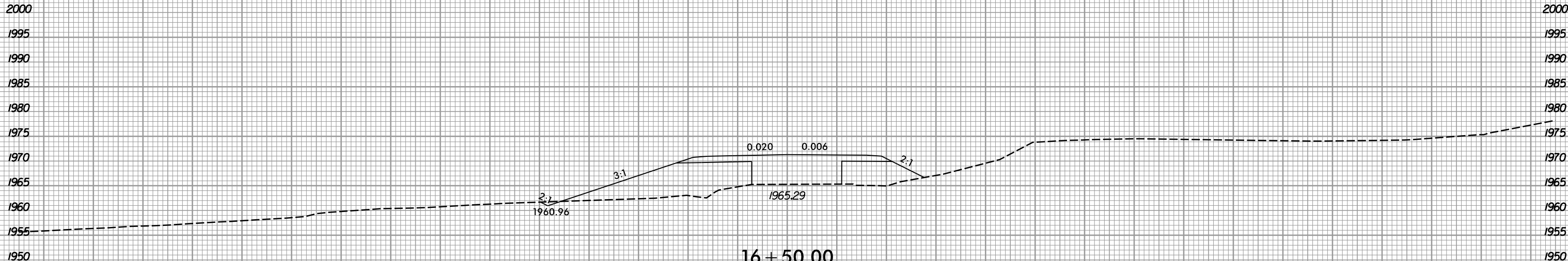
6/23/16



PROJ. REFERENCE NO.
R-5742

SHEET NO.
X-4

150 140 130 120 110 100 90 80 70 60 50 40 30 20 10 0 10 20 30 40 50 60 70 80 90 100 110 120 130 140 150



150 140 130 120 110 100 90 80 70 60 50 40 30 20 10 0 10 20 30 40 50 60 70 80 90 100 110 120 130 140 150

I:\14\2018
R:\Roadway\Xsc\15-5742_Rdy_L_xpl.dgn
gprlce

6/23/16



PROJ. REFERENCE NO.
R-5742

SHEET NO.
X-5

150 140 130 120 110 100 90 80 70 60 50 40 30 20 10 0 10 20 30 40 50 60 70 80 90 100 110 120 130 140 150

2015
2010
2005
2000
1995
1990
1985
1980
1975
1970
1965
1960
1955
1950
1945

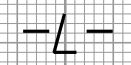
2005
2000
1995
1990
1985
1980
1975
1970
1965
1960
1955
1950
1945

2015
2010
2005
2000
1995
1990
1985
1980
1975
1970
1965
1960
1955
1950
1945

2005
2000
1995
1990
1985
1980
1975
1970
1965
1960
1955
1950
1945

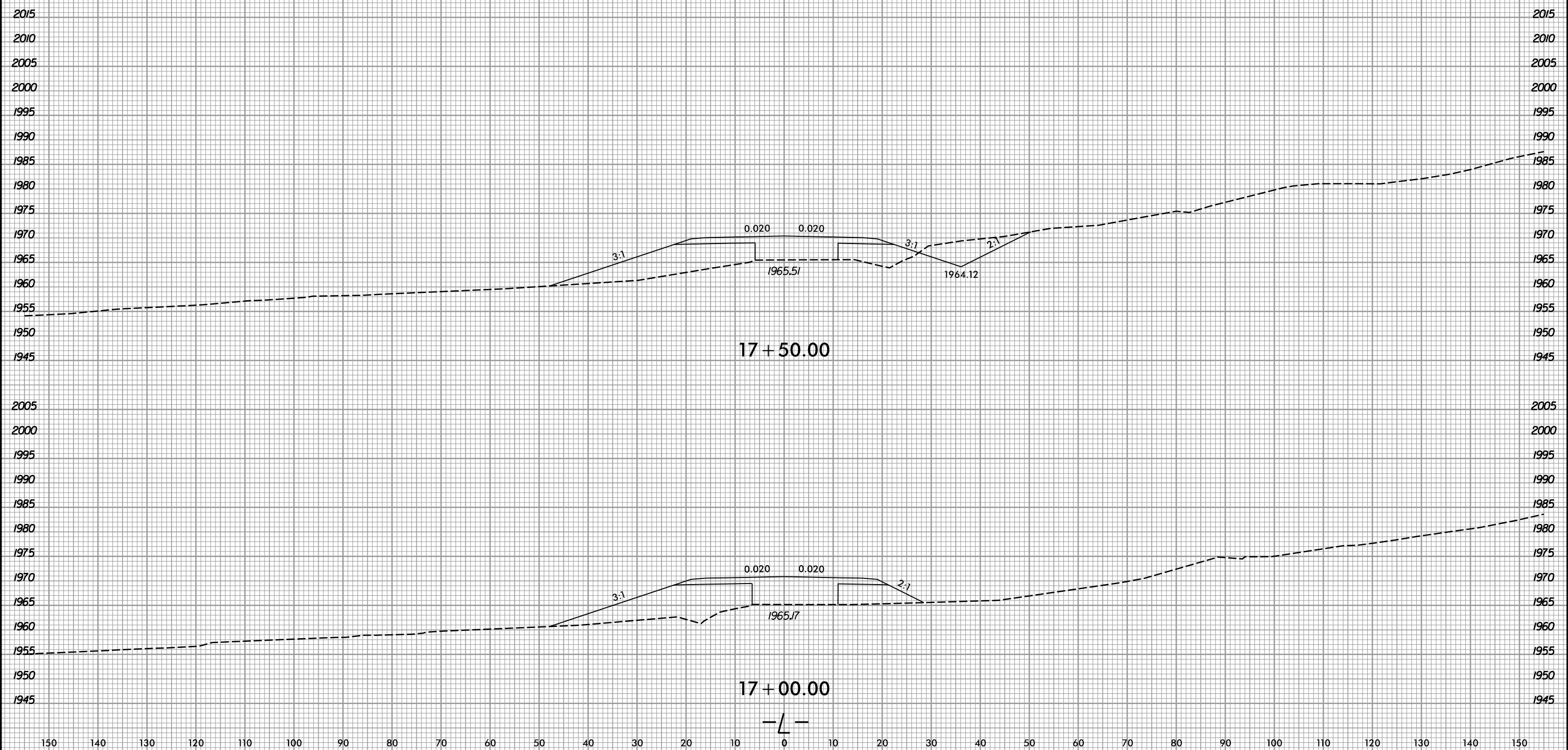
17 + 50.00

17 + 00.00



I:\14\2018
R:\Roadway\Xsc\17-5742_Rdy_L_xpl.dgn
gprlce

150 140 130 120 110 100 90 80 70 60 50 40 30 20 10 0 10 20 30 40 50 60 70 80 90 100 110 120 130 140 150



6/23/16



PROJ. REFERENCE NO.
R-5742

SHEET NO.
X-6

150 140 130 120 110 100 90 80 70 60 50 40 30 20 10 0 10 20 30 40 50 60 70 80 90 100 110 120 130 140 150

2010
2005
2000
1995
1990
1985
1980
1975
1970
1965
1960
1955
1950
1945

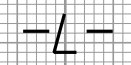
2015
2010
2005
2000
1995
1990
1985
1980
1975
1970
1965
1960
1955
1950
1945

2010
2005
2000
1995
1990
1985
1980
1975
1970
1965
1960
1955
1950
1945

2015
2010
2005
2000
1995
1990
1985
1980
1975
1970
1965
1960
1955
1950
1945

18 + 50.00

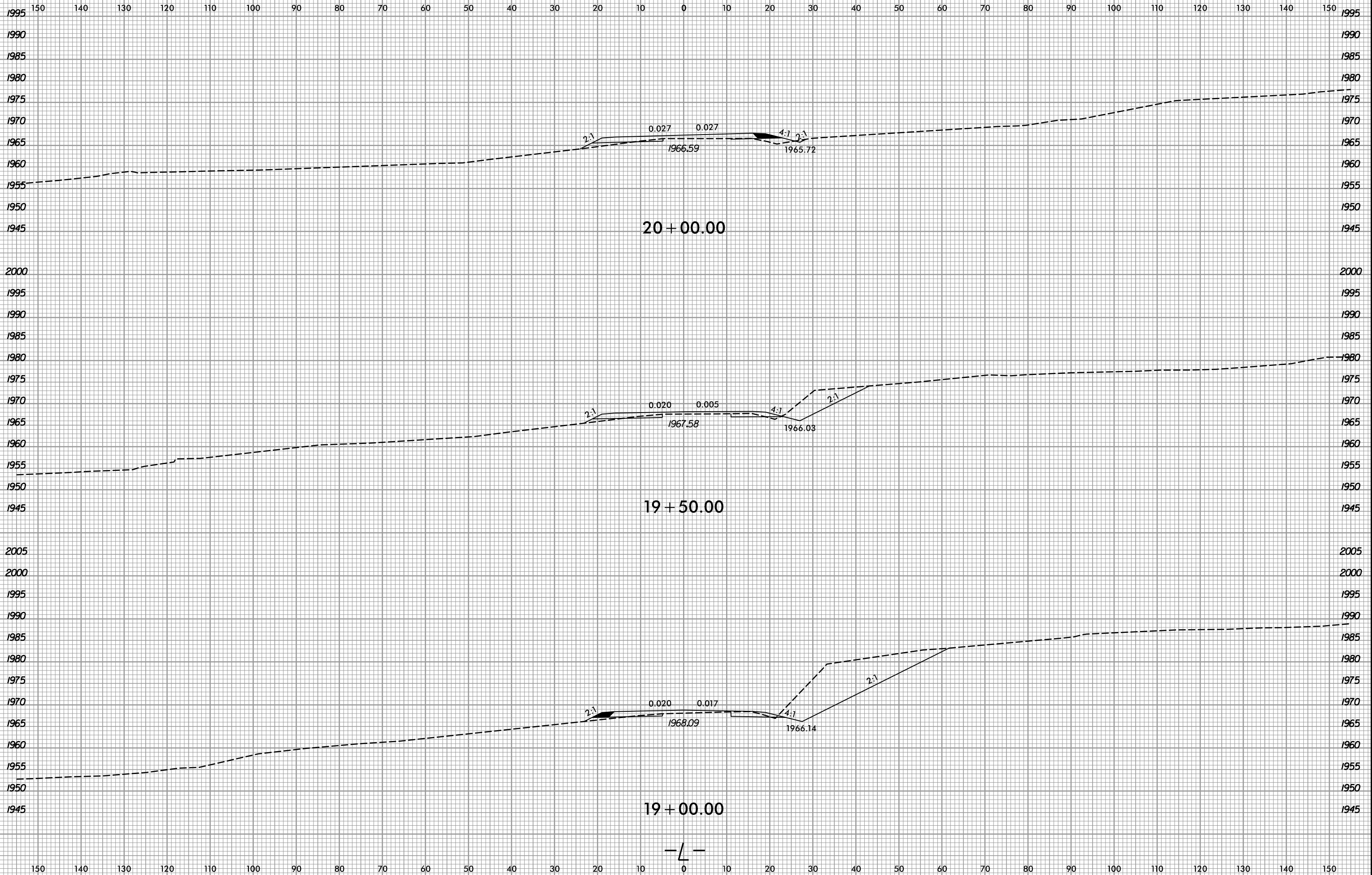
18 + 00.00



2:1
0.020 0.020
1967.64
4:1
1965.47

2:1
0.020 0.020
1966.38
4:1
1964.79

I:\14\2018
R:\Roadway\Xsc\18-5742.Rdy.L_xpl.dgn
gprlce



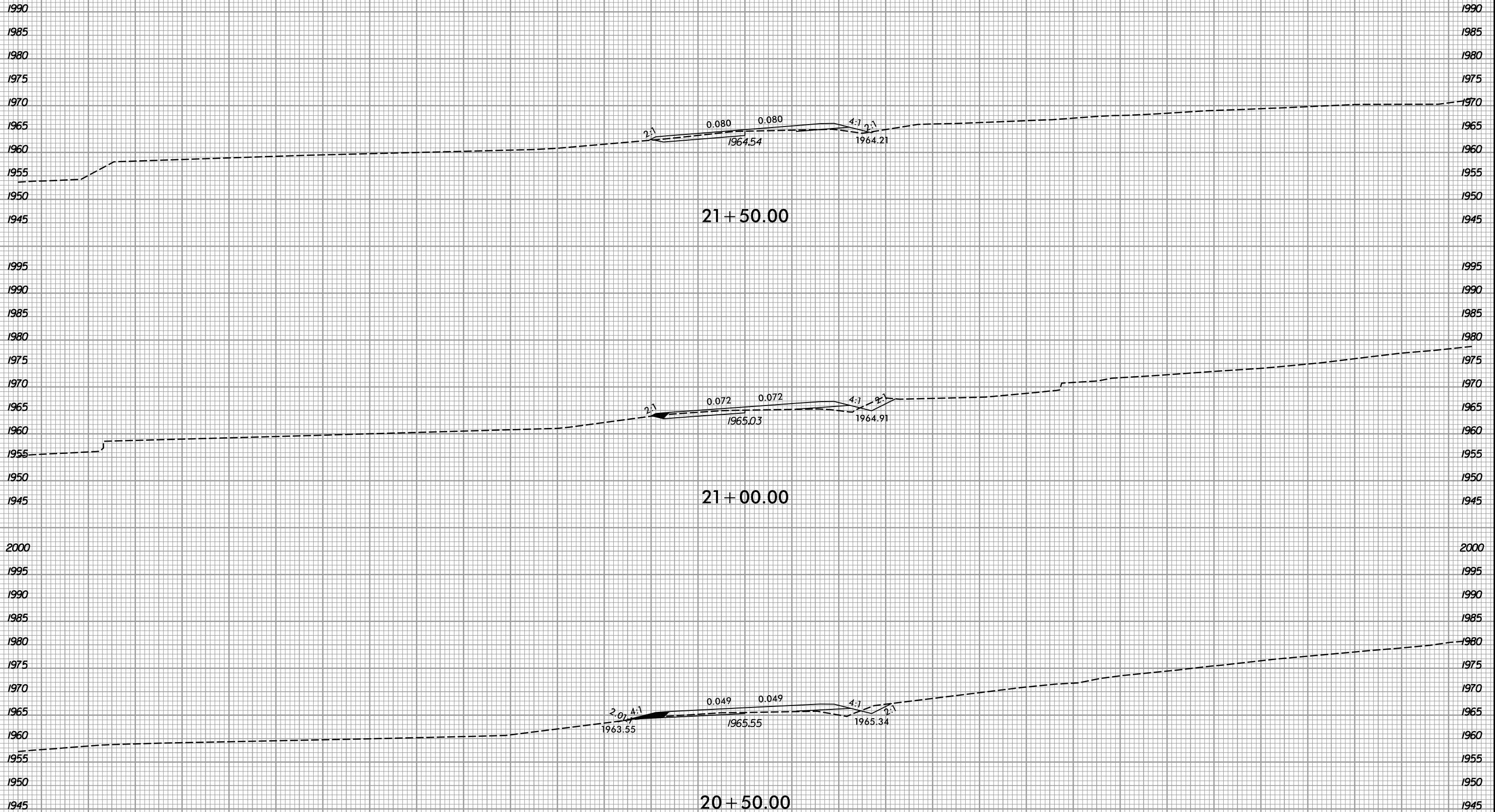
6/23/16



PROJ. REFERENCE NO.
R-5742

SHEET NO.
X-8

150 140 130 120 110 100 90 80 70 60 50 40 30 20 10 0 10 20 30 40 50 60 70 80 90 100 110 120 130 140 150



150 140 130 120 110 100 90 80 70 60 50 40 30 20 10 0 10 20 30 40 50 60 70 80 90 100 110 120 130 140 150

I:\14\2018
R:\Roadway\Xsc\18-R-5742-Rdy-L_xpl.dgn
grfice

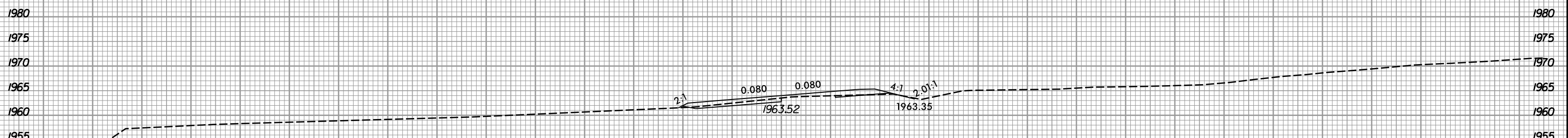
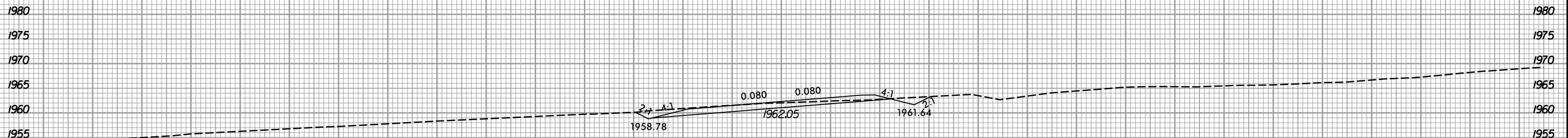
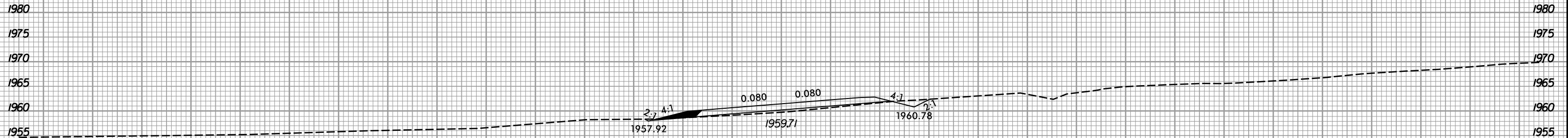
6/23/16



PROJ. REFERENCE NO.
R-5742

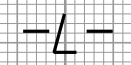
SHEET NO.
X-9

150 140 130 120 110 100 90 80 70 60 50 40 30 20 10 0 10 20 30 40 50 60 70 80 90 100 110 120 130 140 150



150 140 130 120 110 100 90 80 70 60 50 40 30 20 10 0 10 20 30 40 50 60 70 80 90 100 110 120 130 140 150

I2/14/2018
R:\Roadway\Xsc\18-5742.Rdy.L_xpl.dgn
gpr/ice

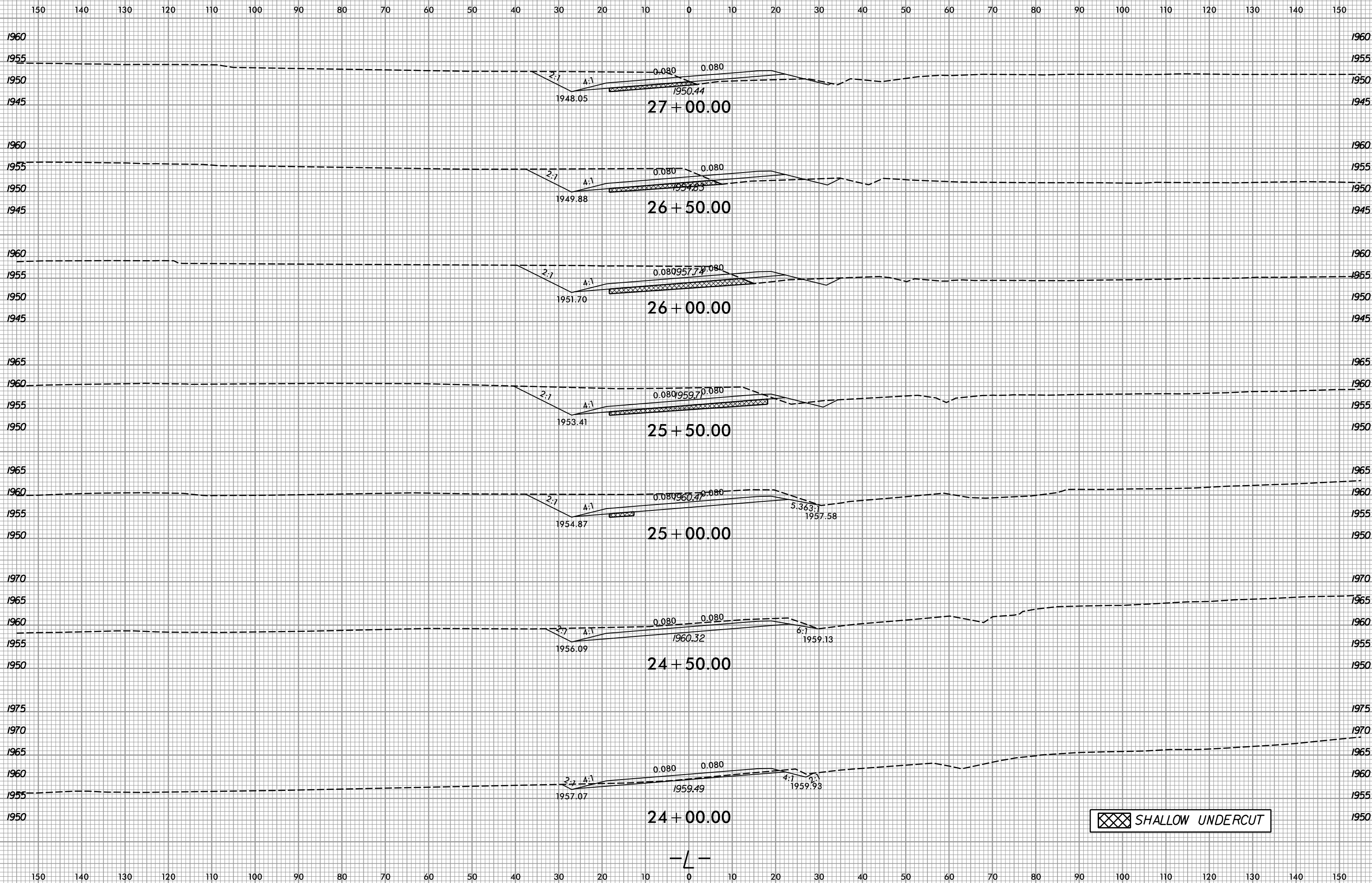


6/23/16



PROJ. REFERENCE NO.
R-5742

SHEET NO.
X-10



SHALLOW UNDERCUT

I:\14\2018
R:\Roadway\Xsc\16-5742_Rdy_L_xpl.dgn
gprlce

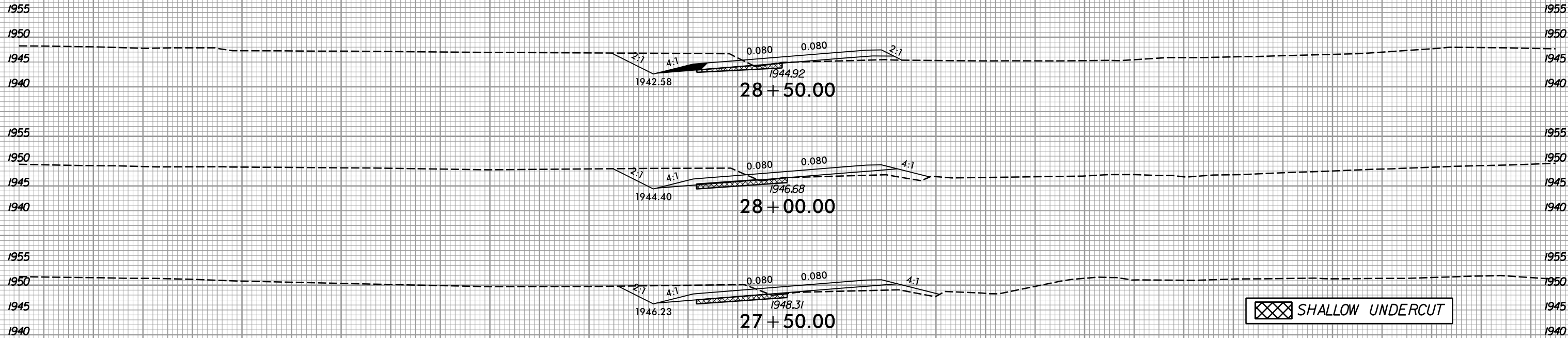
6/23/16



PROJ. REFERENCE NO.
R-5742

SHEET NO.
X-11

150 140 130 120 110 100 90 80 70 60 50 40 30 20 10 0 10 20 30 40 50 60 70 80 90 100 110 120 130 140 150



SHALLOW UNDERCUT

150 140 130 120 110 100 90 80 70 60 50 40 30 20 10 0 10 20 30 40 50 60 70 80 90 100 110 120 130 140 150

I2/14/2018
R:\Roadway\Xsc\18-5742_Rdy_L_xpl.dgn
gpr/ice

150 140 130 120 110 100 90 80 70 60 50 40 30 20 10 0 10 20 30 40 50 60 70 80 90 100 110 120 130 140 150

1945
1940
1935
1930

1945
1940
1935
1930

1945
1940
1935
1930

1940
1935
1930

1940
1935
1930

1940
1935
1930

1940
1935
1930

1945
1940
1935
1930

1945
1940
1935
1930

1950
1945
1940

1945
1940
1935
1930

1945
1940
1935
1930

1945
1940
1935
1930

1940
1935
1930

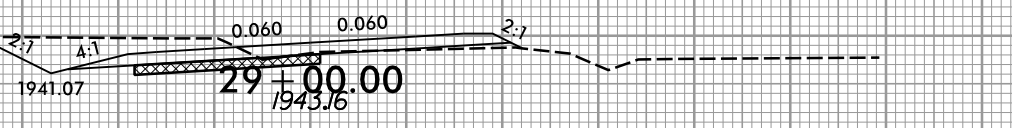
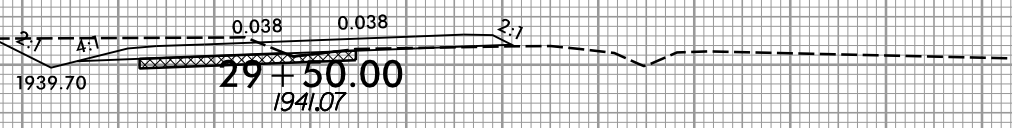
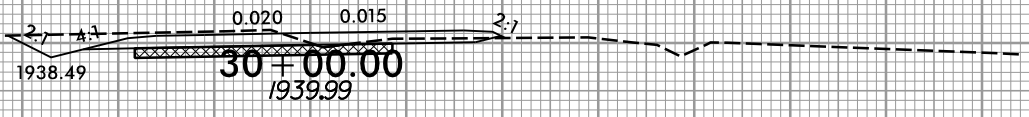
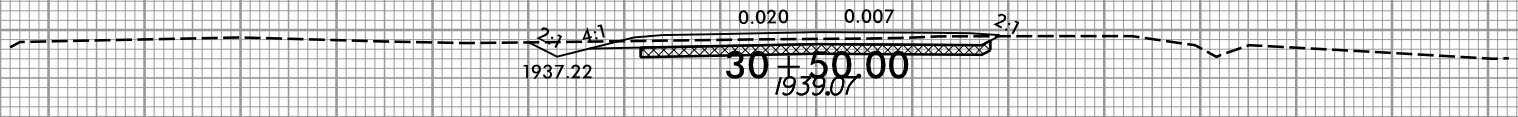
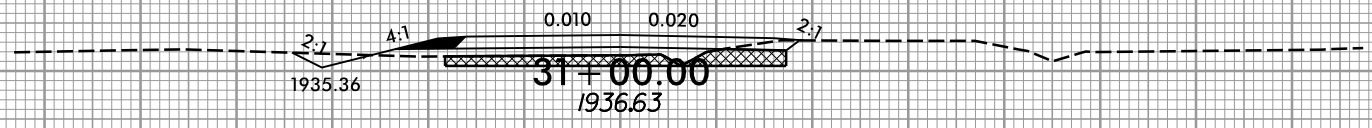
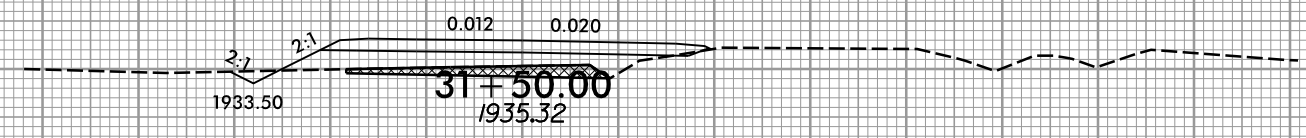
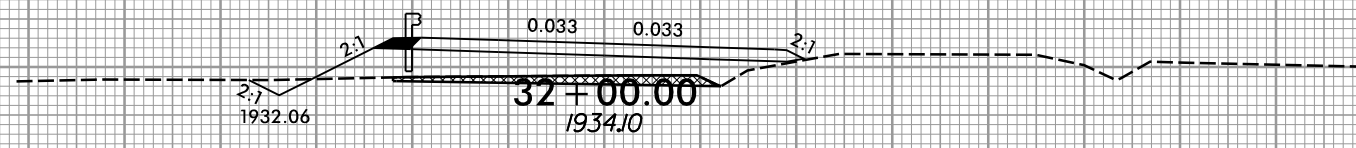
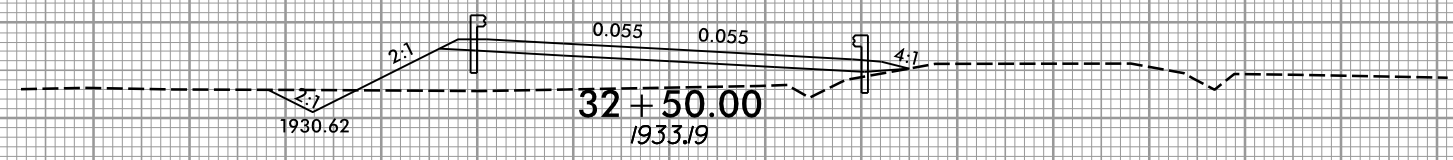
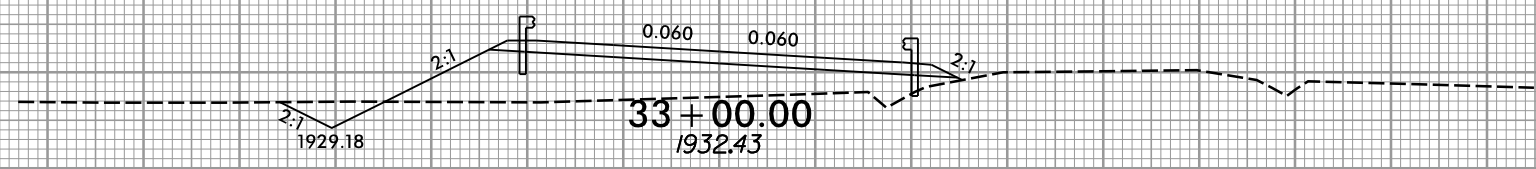
1940
1935
1930

1940
1935
1930

1945
1940
1935
1930

1945
1940
1935
1930

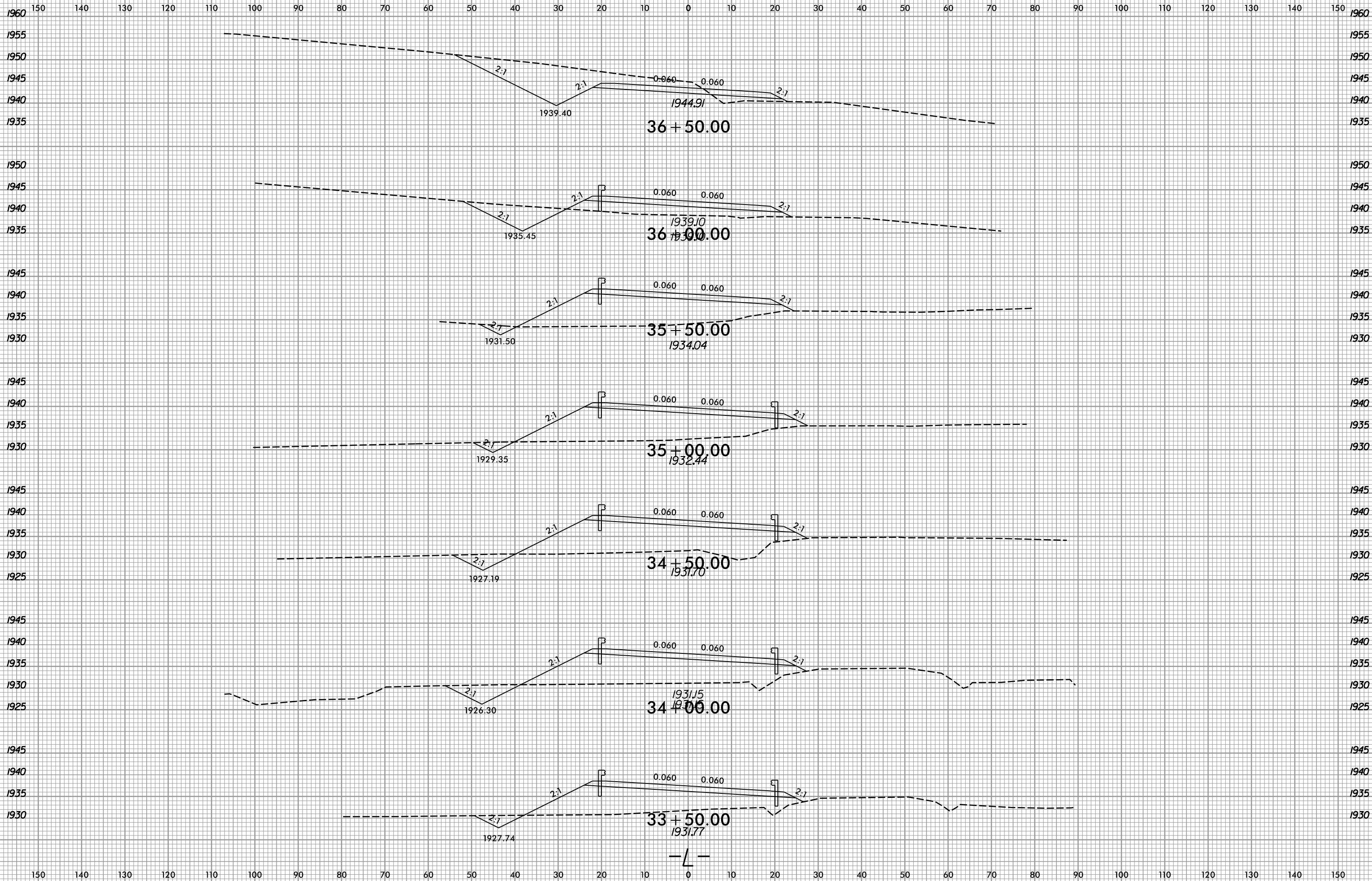
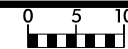
1950
1945
1940



SHALLOW UNDERCUT

-L-

150 140 130 120 110 100 90 80 70 60 50 40 30 20 10 0 10 20 30 40 50 60 70 80 90 100 110 120 130 140 150



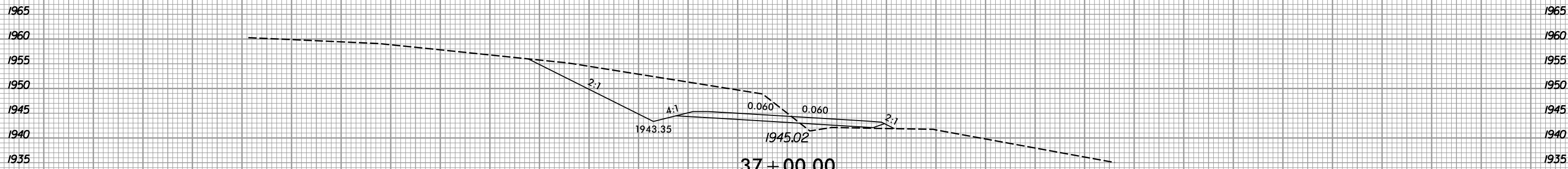
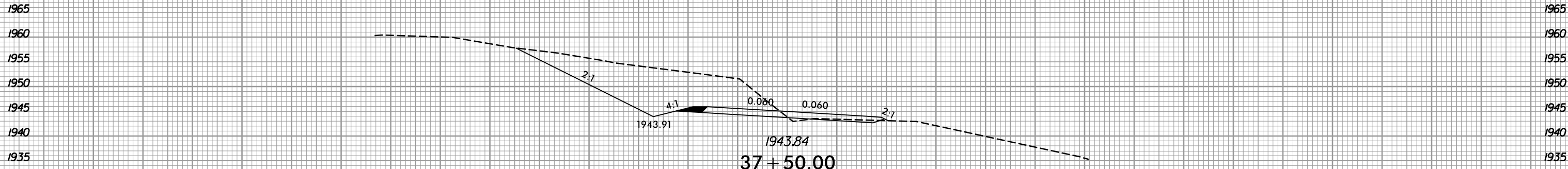
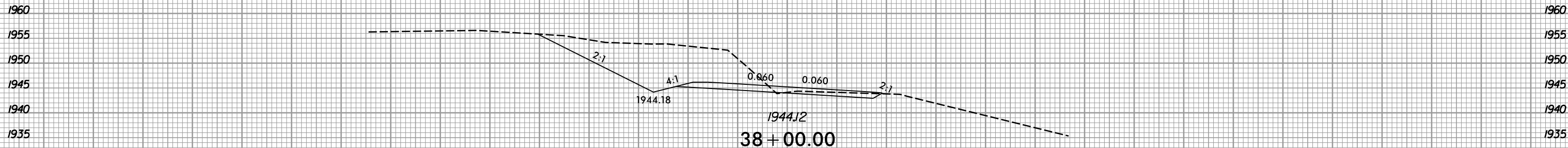
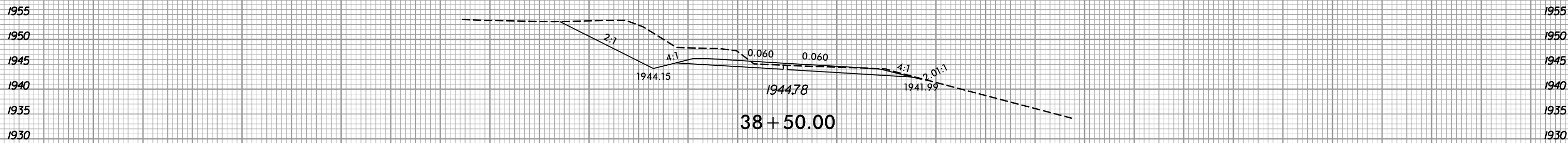
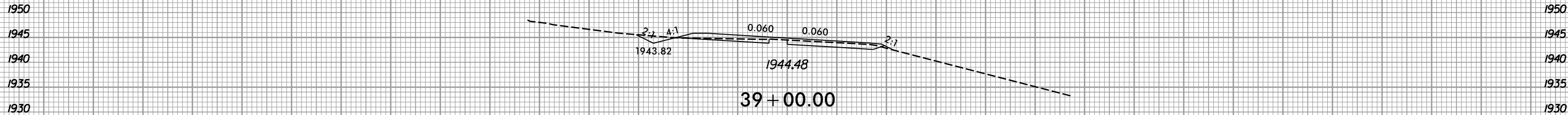
6/23/16



PROJ. REFERENCE NO.
R-5742

SHEET NO.
X-14

150 140 130 120 110 100 90 80 70 60 50 40 30 20 10 0 10 20 30 40 50 60 70 80 90 100 110 120 130 140 150



150 140 130 120 110 100 90 80 70 60 50 40 30 20 10 0 10 20 30 40 50 60 70 80 90 100 110 120 130 140 150

I:\14\2018
R:\Roadway\Xsc\14-R-5742-Rdy-L_xpl.dgn
gpr/ice

6/23/16



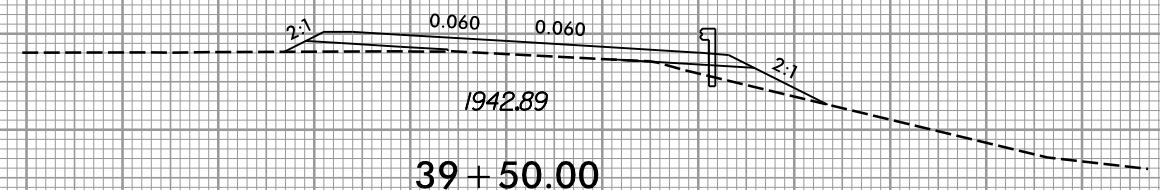
PROJ. REFERENCE NO.
R-5742

SHEET NO.
X-15

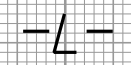
150 140 130 120 110 100 90 80 70 60 50 40 30 20 10 0 10 20 30 40 50 60 70 80 90 100 110 120 130 140 150

1950
1945
1940
1935
1930

1950
1945
1940
1935
1930



39 + 50.00

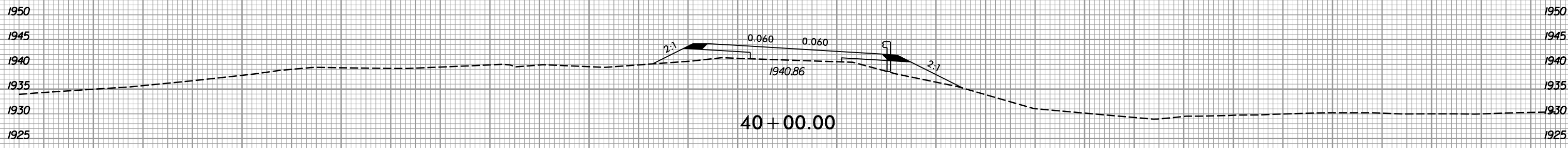
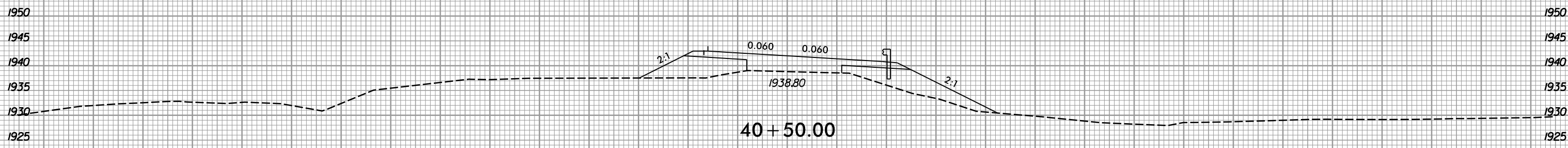
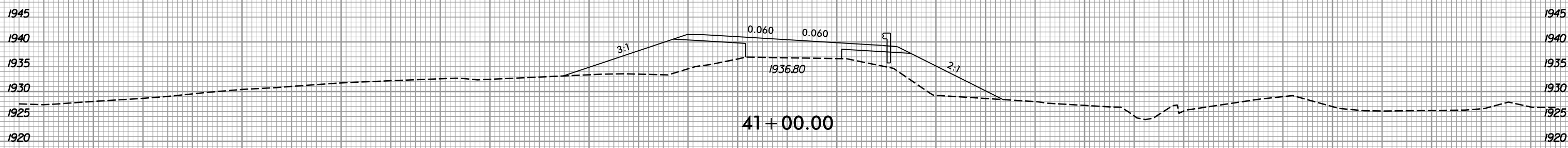
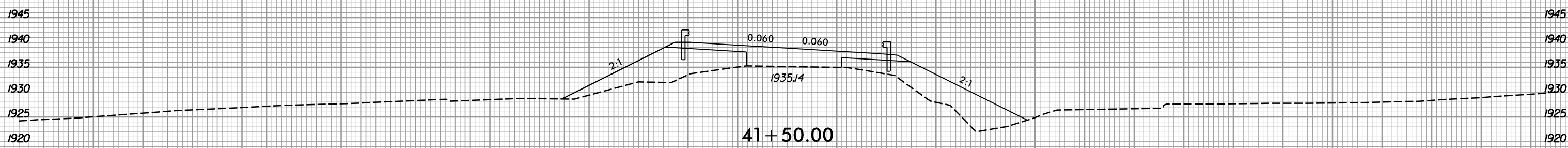
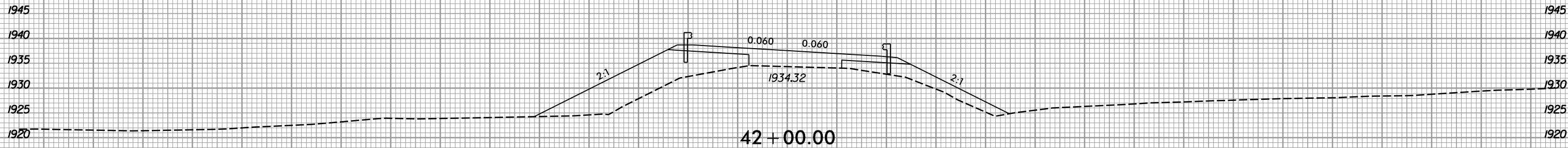


150 140 130 120 110 100 90 80 70 60 50 40 30 20 10 0 10 20 30 40 50 60 70 80 90 100 110 120 130 140 150

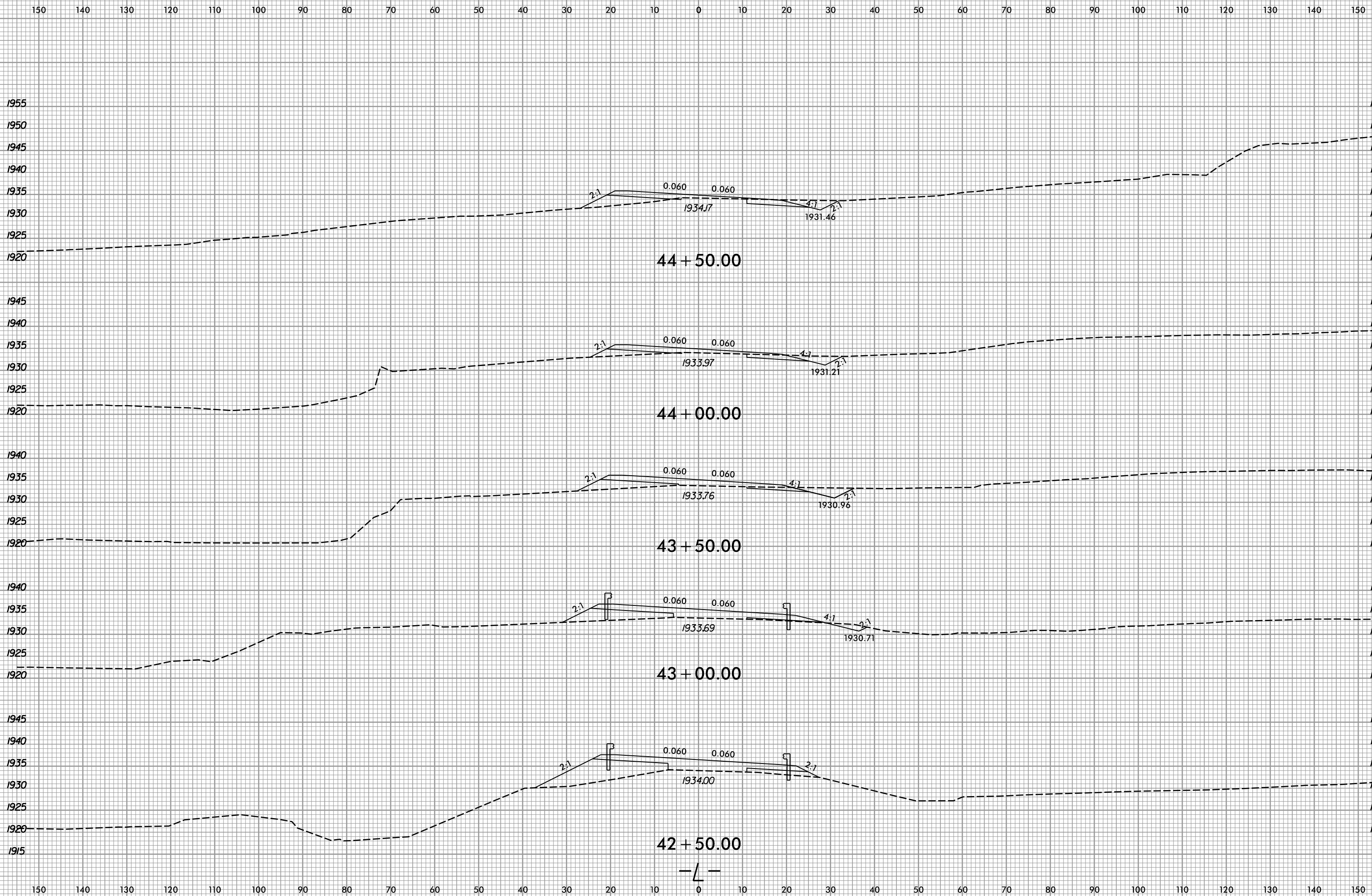
I2/14/2018
R:\Roadway\Xsc\16-5742.Rdy.L...xp1.dgn
gpr/ice



150 140 130 120 110 100 90 80 70 60 50 40 30 20 10 0 10 20 30 40 50 60 70 80 90 100 110 120 130 140 150



150 140 130 120 110 100 90 80 70 60 50 40 30 20 10 0 10 20 30 40 50 60 70 80 90 100 110 120 130 140 150

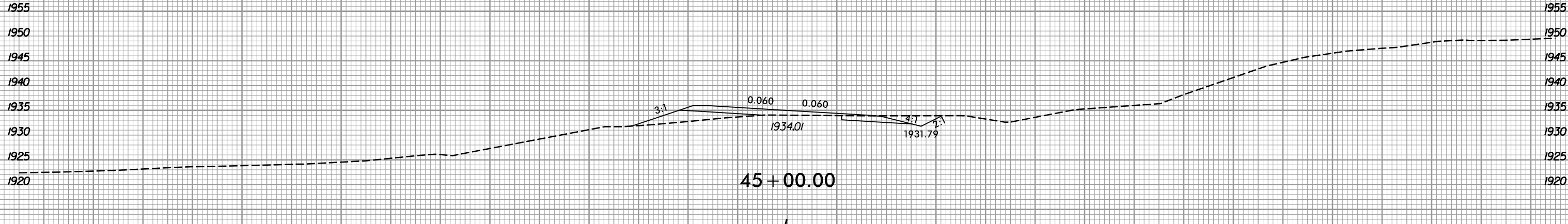
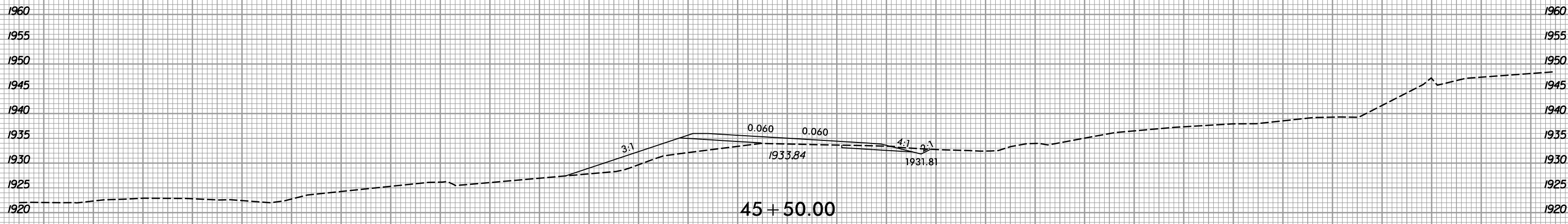
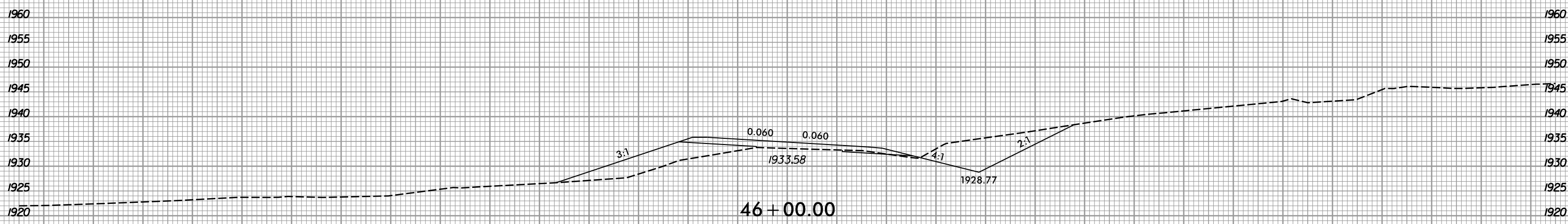
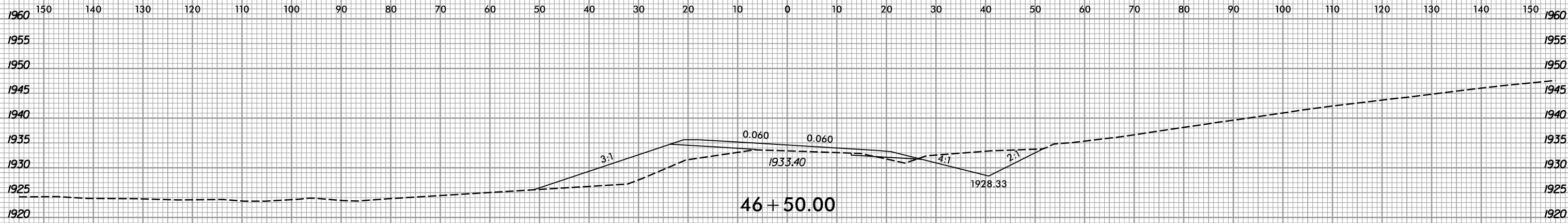


6/23/16



PROJ. REFERENCE NO.
R-5742

SHEET NO.
X-18



150 140 130 120 110 100 90 80 70 60 50 40 30 20 10 0 10 20 30 40 50 60 70 80 90 100 110 120 130 140 150

I:\14\2018
R:\Roadway\Xsc\R-5742_Rdy_L_xpl.dgn
gprlce

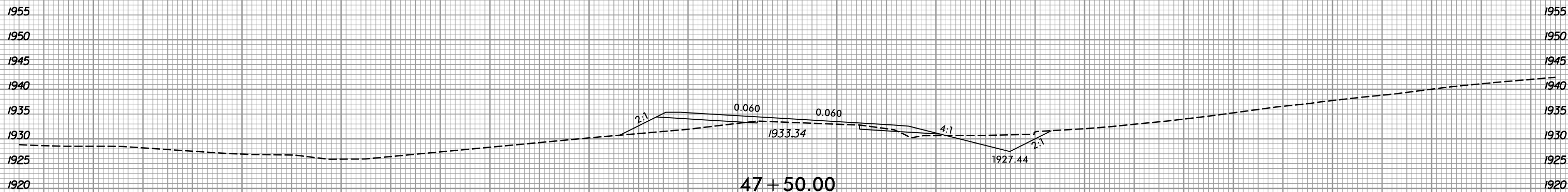
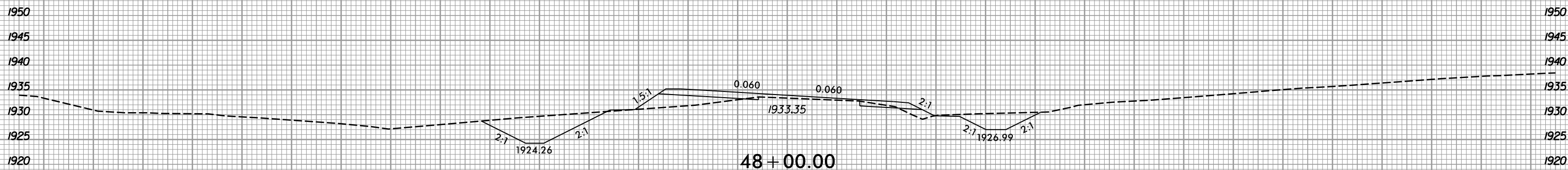
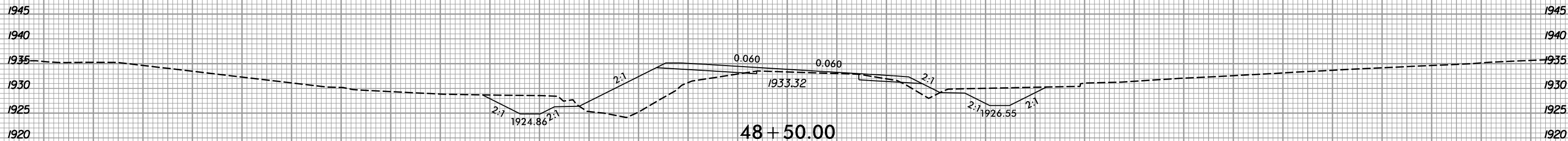
6/23/16



PROJ. REFERENCE NO.
R-5742

SHEET NO.
X-19

150 140 130 120 110 100 90 80 70 60 50 40 30 20 10 0 10 20 30 40 50 60 70 80 90 100 110 120 130 140 150



-L-

150 140 130 120 110 100 90 80 70 60 50 40 30 20 10 0 10 20 30 40 50 60 70 80 90 100 110 120 130 140 150

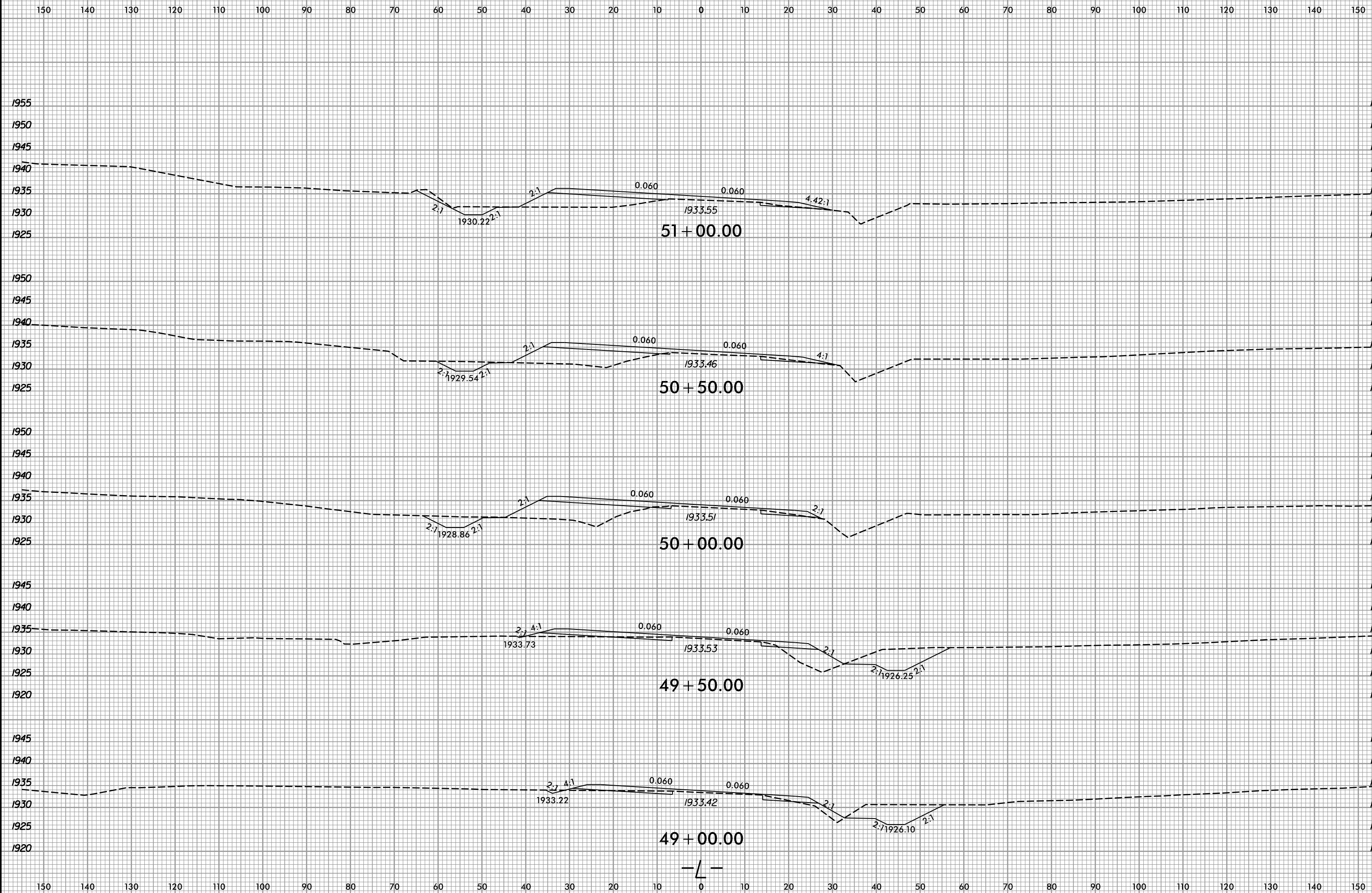
I2/14/2018
R:\Roadway\Xsc\18-5742_Rdy_L_xpl.dgn
gprlce

6/23/16



PROJ. REFERENCE NO.
R-5742

SHEET NO.
X-20



I:\14\2018
R:\Roadway\Xsc\14-R-5742-Rdy-L_xpl.dgn
gpr/ice

