DocuSign Envelope ID: 3630C43E-B4D9-4036-AC4E-0D808E57F88E

5/14/99

PROJECT REFERENCE NO.	SHEET NO.
U-5840	2A-3

ROADWAY AND PAVEMENT DESIGN ENGINEER

NORTH CAROLINA PROFESSIONAL SEAL 039234 ENGINEER MARK T. HONSCOTT 7/10/2018

DOCUMENT NOT CONSIDERED FINAL UNLESS ALL SIGNATURES COMPLETED

STV 100 Years
STV Engineers, Inc.
900 West Trade St., Suite 715
Charlotte, NC 28202
NC License Number F-0991

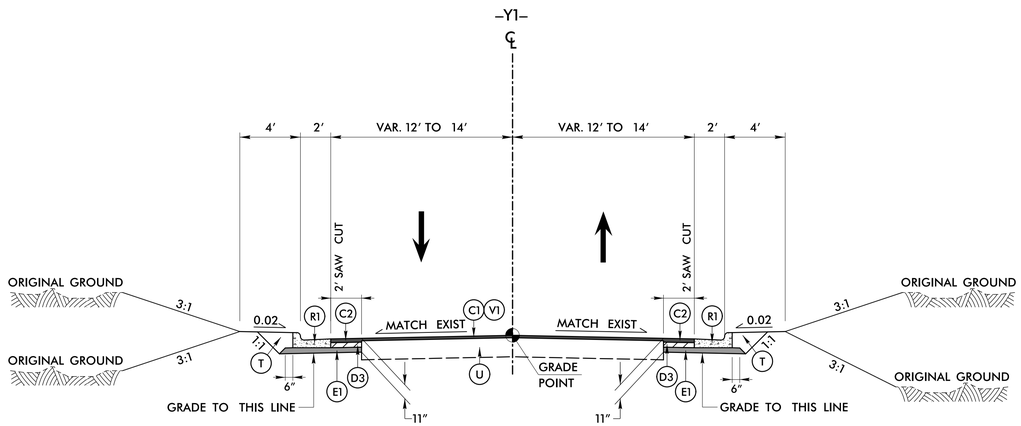

TYPICAL SECTION NO. 6

-Y1- STA. 11+15.00 TO 11+80.47

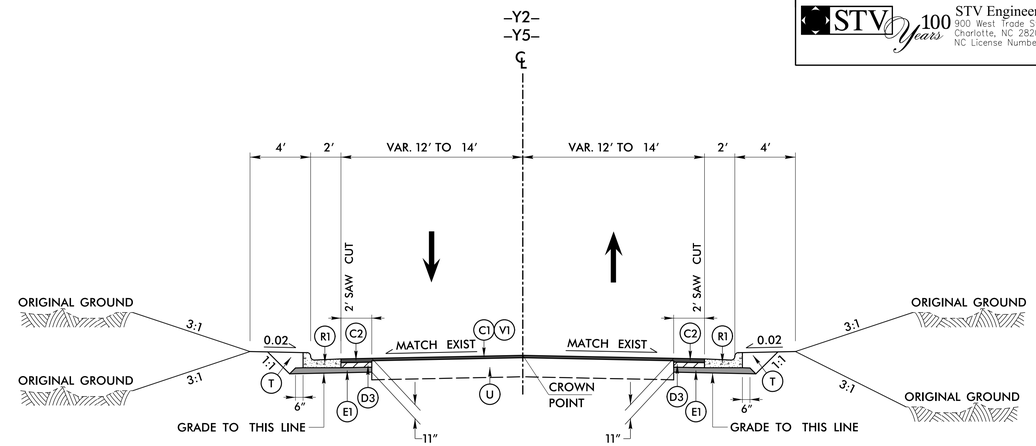

TYPICAL SECTION NO. 7

-Y2- STA. 11+20.00 TO 11+80.35
-Y5- STA. 10+40.75 TO 11+30.50

ALL PAVEMENT SLOPES 1:1
UNLESS NOTED OTHERWISE

PAVEMENT SCHEDULE (FINAL PAVEMENT DESIGN)	
C1	1.5″ S9.5C
C2	3″ S9.5C
C3	VAR. S9.5C
D1	2.5″ I19.0C
D2	3″ I19.0C
D3	4″ I19.0C
D4	VAR. I19.0C
E1	4″ B25.0C
E2	VAR. B25.0C
J	8″ ABC
R1	2′-6″ C&G
R2	2′ VALLEY GUTTER
R3	EXISTING 2′-6″ C&G
R4	EXISTING MONO. ISLAND
S	4″ CONCRETE SIDEWALK
T	EARTH MATERIAL
U	EXISTING PAVEMENT
V1	MILLING (1.5″)
V2	MILLING (2.5″)
W	VAR. DEPTH ASPHALT PAVEMENT

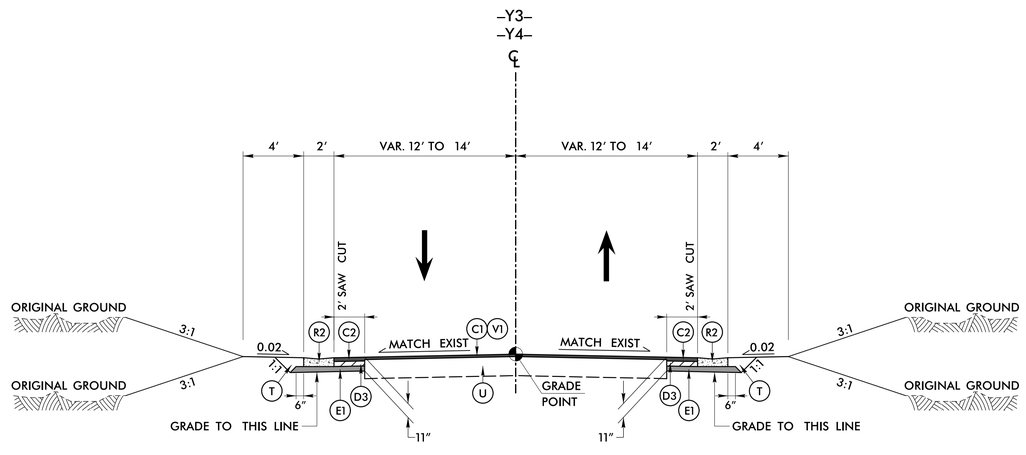

TYPICAL SECTION NO. 8

-Y3- STA. 10+19.72 TO 11+20.00
-Y4- STA. 10+19.51 TO 11+10.00

7/10/2018
r:\roadway\proj\sht\U-5840_rdy_psh02_TYP.dgn