STATE OF NORTH CAROLINA DEPT. OF TRANSPORTATION DIVISION OF HIGHWAYS RALEIGH, N.C.
ENGLISH DETAIL DRAWING FOR BARRIER OVER TRAFFIC BEARING DOUBLE DROP INLET
SHEET 1 OF 2 BARDDI

STATE OF NORTH CAROLINA DEPT. OF TRANSPORTATION DIVISION OF HIGHWAYS RALEIGH, N.C.
ENGLISH DETAIL DRAWING FOR BARRIER OVER TRAFFIC BEARING DOUBLE DROP INLET
SHEET 2 OF 2 BARDDI

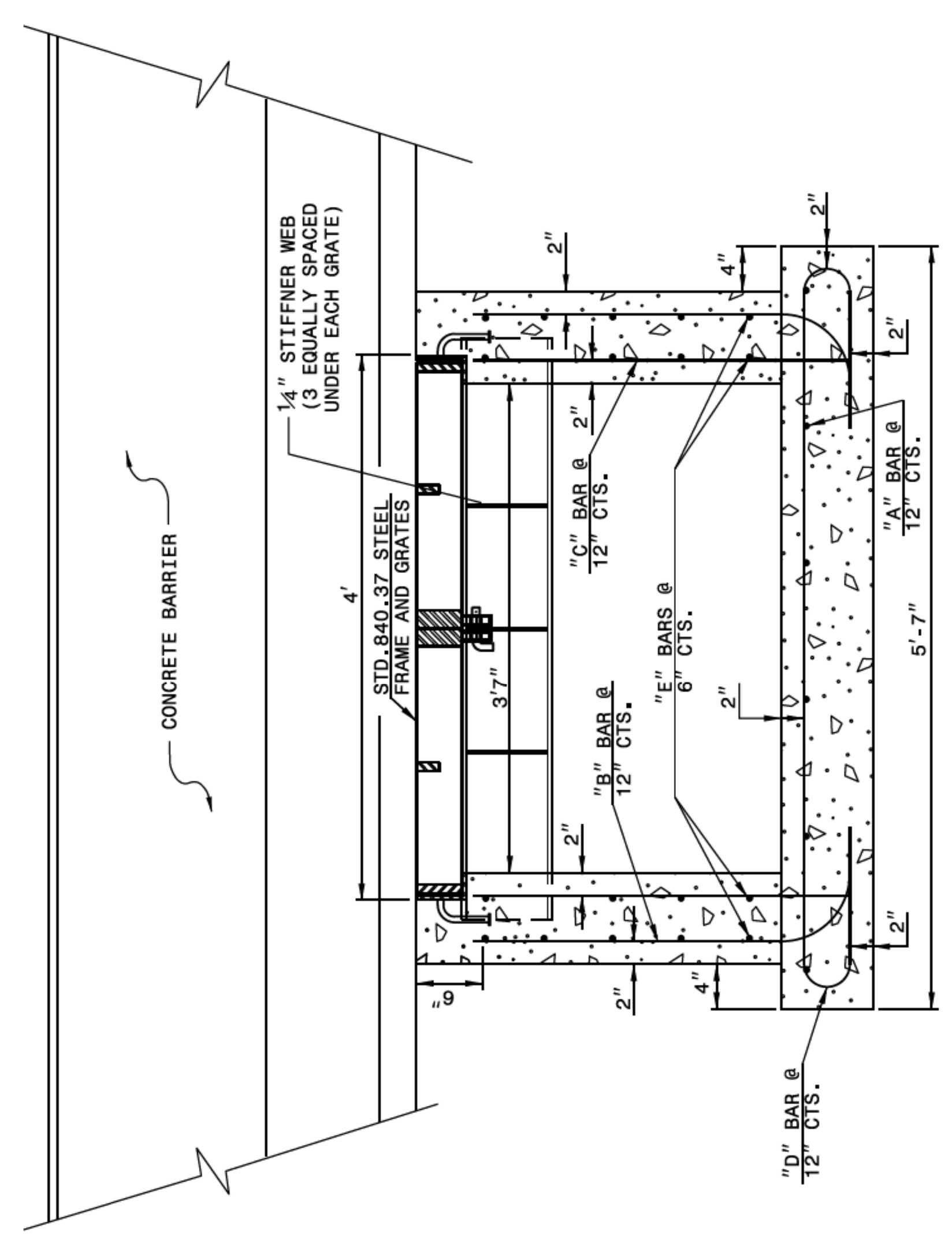

SECTION Y-Y

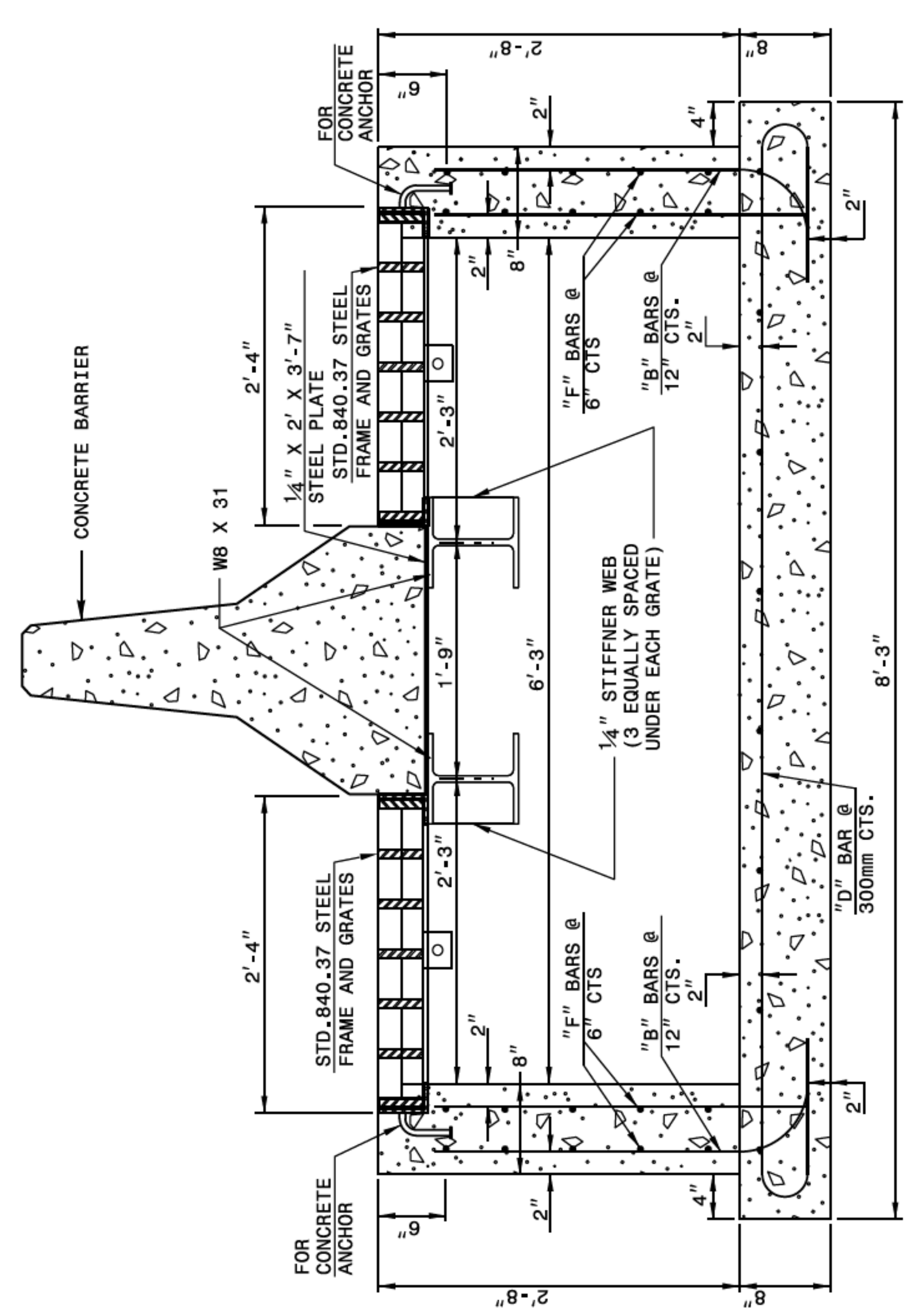

SECTION X-X

TRAFFIC BEARING DROP INLET

NOTES:
- HORIZONTAL AND VERTICAL DIMENSIONS MAY BE ADJUSTED AS THE FIELD CONDITIONS AND/OR ALTERNATE DESIGN REQUIRE.
- MAXIMUM HEIGHT FOR THIS STRUCTURE IS 14'.
- MAKE ALL ADJUSTMENTS AS DIRECTED BY THE ENGINEER.
- ANCHOR STEEL FRAME AND GRATES IN ACCORDANCE WITH DETAILS SHOWN.
- NO BRICK RISERS ARE PERMITTED ON ANY PART OF THIS DRAINAGE STRUCTURE.

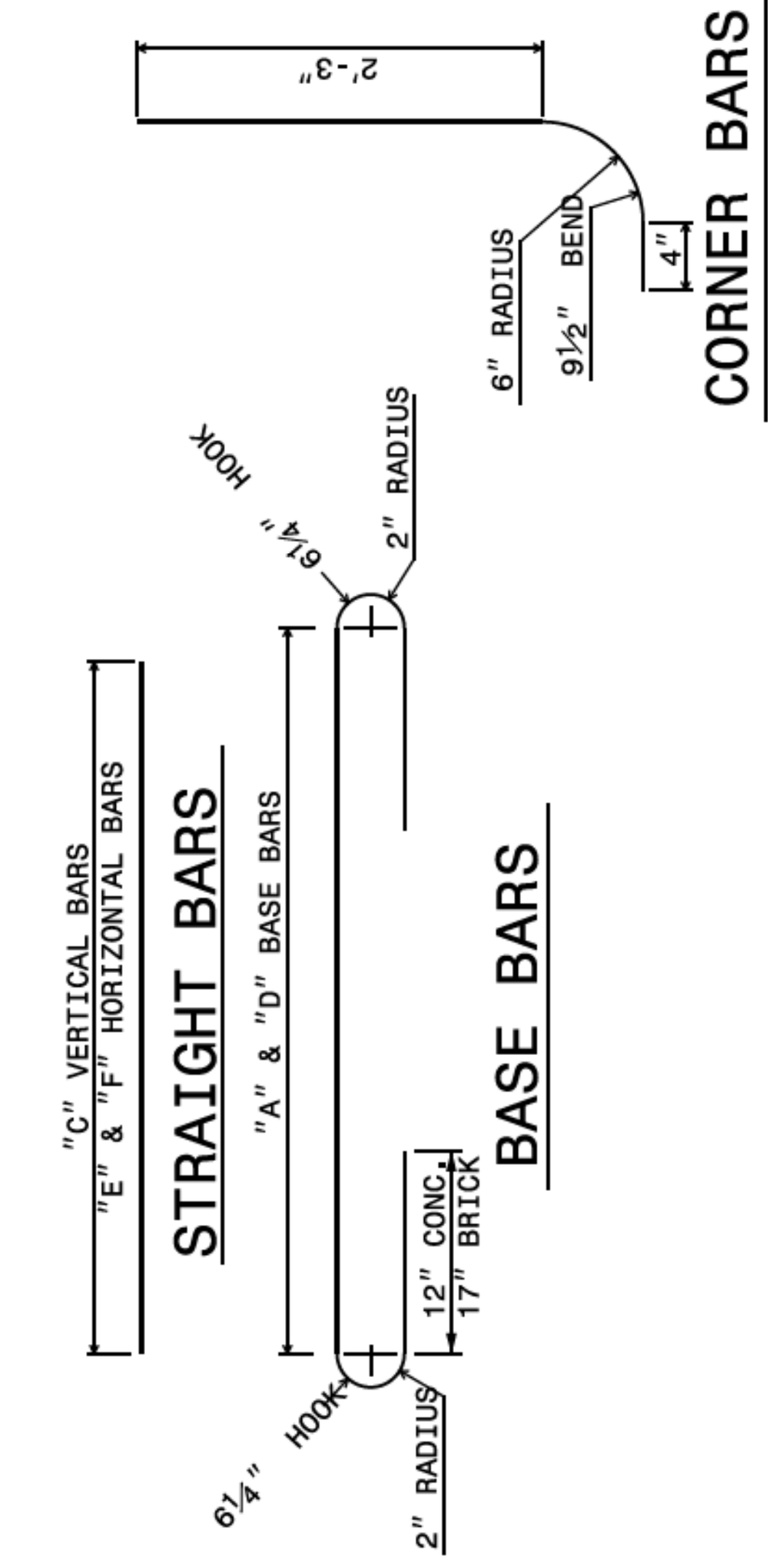

GENERAL NOTES:
ALL EXPOSED CONCRETE CORNERS TO BE CHAMFERED 1 INCH. FORMS SHALL BE USED TO CONSTRUCT THE BOTTOM SLAB.
IF PIPES ARE SET IN THE BASE OF THE BOTTOM SLAB, ADD ADDITIONAL CONCRETE TO THE BASE AS SHOWN ON STD. DWG. NO. 840 WHEN REINFORCED CONCRETE PIPE IS USED.
INCLUDE THE NUMBER OF REINFORCING STEEL BARS IN THE UNIT PRICE BID PER EACH AND/OR LINEAR FOOT "MASONRY DRAINAGE STRUCTURE".
CLASS "B" CONCRETE IS TO USED FOR CONSTRUCTION.
GRATES AND FRAME SHALL BE SEPARATE CONTRACT ITEMS.
SEE STANDARD 840.25 FOR ANCHOR UNIT SPECIFICATIONS.
CONCRETE BRICK, JUMBO BRICK AND 4" SOLID CONCRETE BLOCK WILL BE PERMITTED.
PROVIDE STEPS FOR DROP INLETS OVER 3'-6" IN DEPTH ON 1'-2" CENTERS AS DIRECTED BY STD. DWG. NO. 840.66.
TIE REINFORCING STEEL AT ALL INTERSECTING AND LAP LOCATIONS OR AS DIRECTED BY THE ENGINEER.



PLAN OF BASE

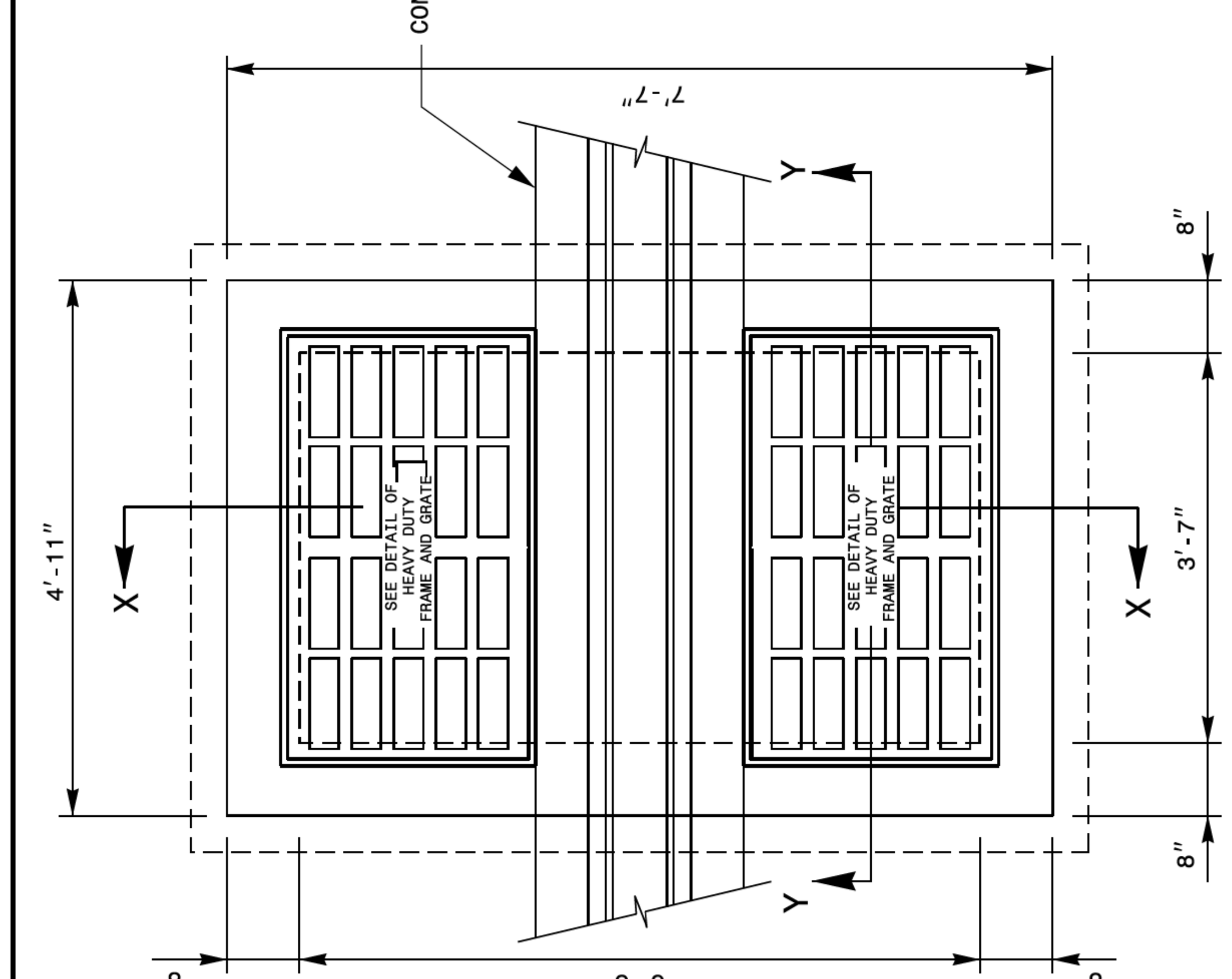

PLAN

BILL OF MATERIALS

COMMON		CONCRETE ALT.			BRICK ALT.		
BAR	SIZE	LENGTH	QUANTITY	WEIGHT	LENGTH	QUANTITY	WEIGHT
A	#5	10'-7½"	7	77.6	11'-10½"	7	86.7
B	#5	3'-4½"	28	98.6	3'-4½"	28	98.6
C	#5	2'-7"	26	70.1	-0-	-0-	-0-
D	#5	7'-11½"	9	74.7	9'-2½"	9	86.4
E	#5	7'-3"	20	158.2	7'-1½"	10	74.3
F	#5	4'-7"	20	95.6	4'-5½"	10	46.5
REINF. STEEL (TOTAL WEIGHT LBS.)				574.8			392.5
CONCRETE IN BASE (CUBIC YARDS)				1.1			1.2
CONCRETE IN WALLS (CUBIC YARDS)				1.5			0.5
BRICK IN WALLS (CUBIC YARDS)				-0-			1.5
CONCRETE TOTAL (CUBIC YARDS)				2.6			1.7
BRICK & CONCRETE TOTAL (CUBIC YARDS)				-0-			3.2
CONC. CUBIC YARDS IN WALL/FOOT OF HEIGHT				0.6			0.2
BRICK CUBIC YARDS IN WALL/FOOT OF HEIGHT				-0-			0.6
LBS. OF REINF. STEEL IN WALL/FOOT OF HEIGHT				107.0			77.5

STATE OF
NORTH CAROLINA
DEPT. OF TRANSPORTATION
DIVISION OF HIGHWAYS
RALEIGH, N.C.

ENGLISH DETAIL DRAWING FOR
BARRIER OVER TRAFFIC BEARING DOUBLE DROP INLET

SHEET 1 OF 2 **BARDDI**

STATE OF
NORTH CAROLINA
DEPT. OF TRANSPORTATION
DIVISION OF HIGHWAYS
RALEIGH, N.C.

ENGLISH DETAIL DRAWING FOR
BARRIER OVER TRAFFIC BEARING DOUBLE DROP INLET

SHEET 2 OF 2 **BARDDI**

CONTRACT STANDARDS AND DEVELOPMENT UNIT
Office 919-707-6950 FAX 919-250-4119

SEE PLATE FOR TITLE

ORIGINAL BY:____ DATE:____
MODIFIED BY:____ DATE:____
CHECKED BY:____ DATE:____
FILE SPEC.:____

5/14/99

$$$$$$SYSTIME$$$$$ $$$$$$$$$$$DGN$$$$$$$$$$$$$$$ $$$$USERNAME$$$$
Projects\I-5952-I40-West Forsyth\Roadway\Design Files\I5952_ddc_2D-1.dgn