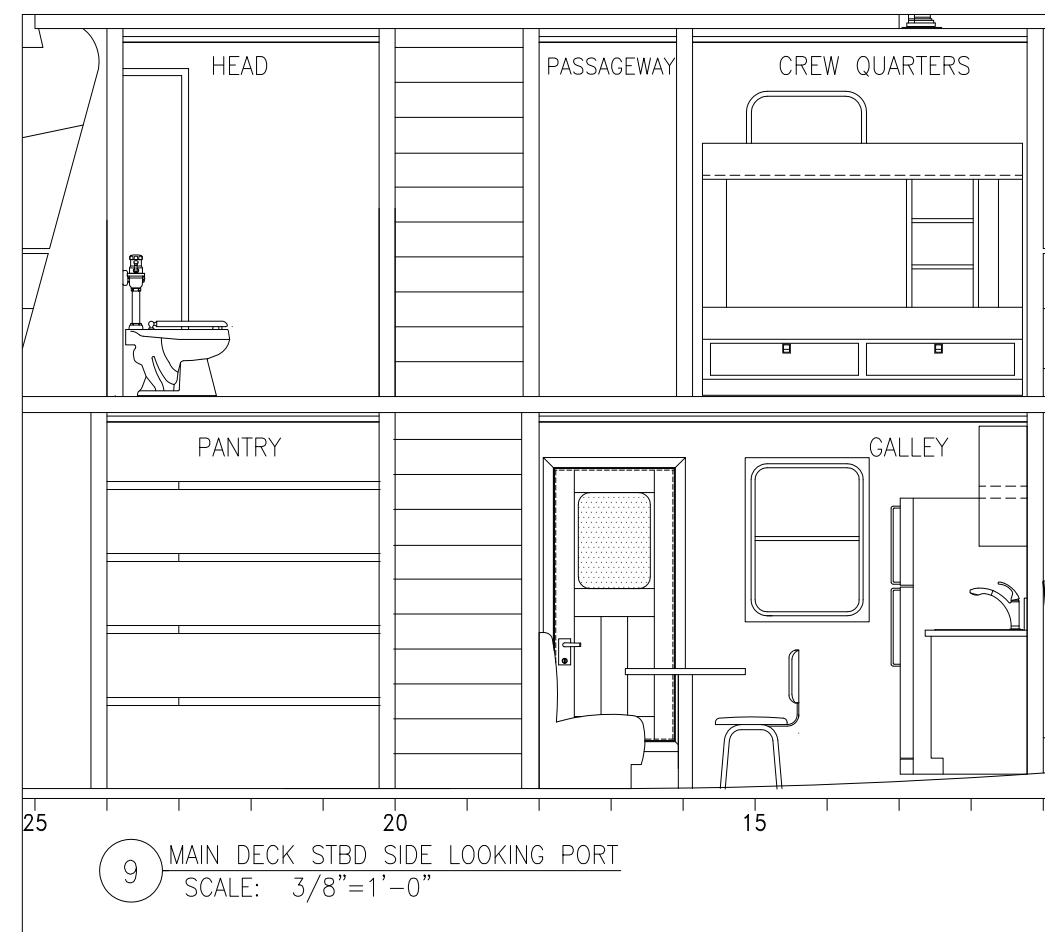
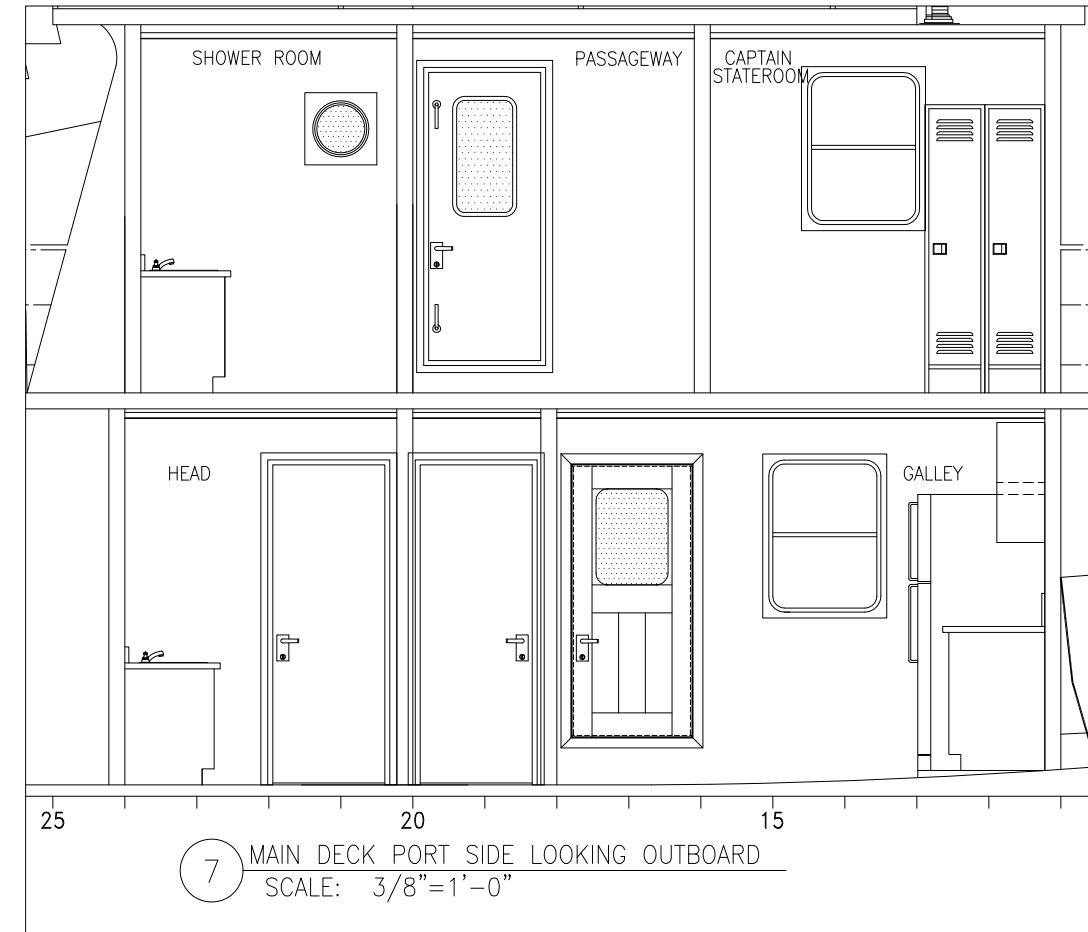


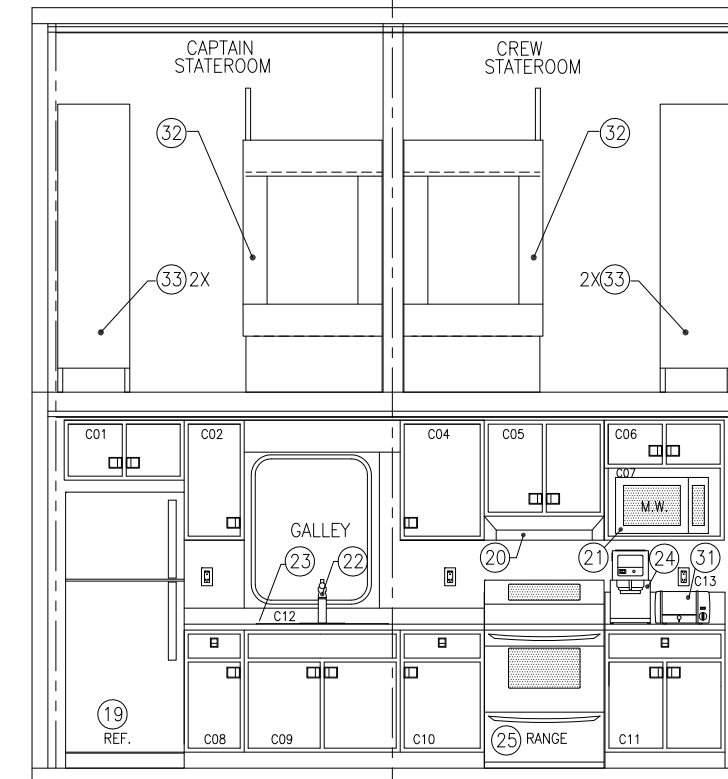
8 2ND DECK STBD SIDE LOOKING PORT
SCALE: 1/4"=1'-0"



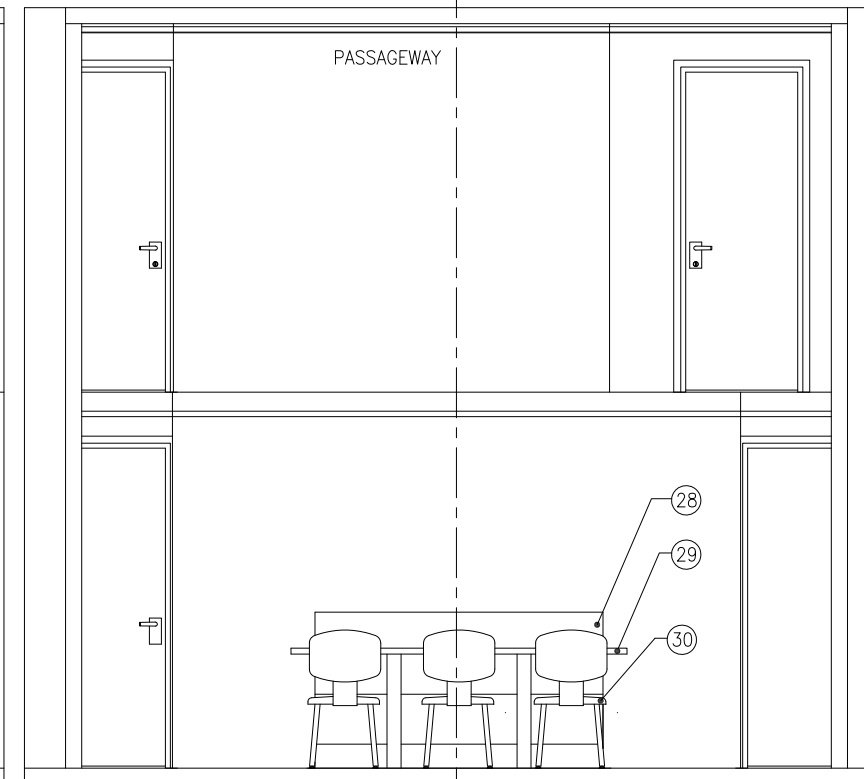
10 2ND DECK PORT SIDE LOOKING OUTBOARD
SCALE: 1/4"=1'-0"



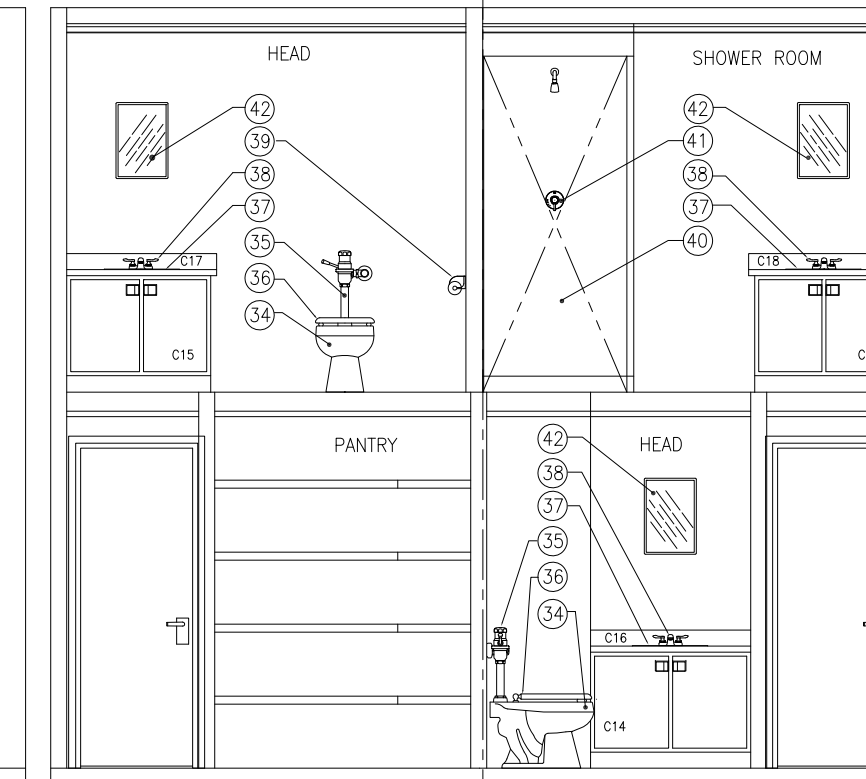
2 2ND DECK STATEROOMS FWD ELEVATION
SCALE: 3/8"=1'-0"



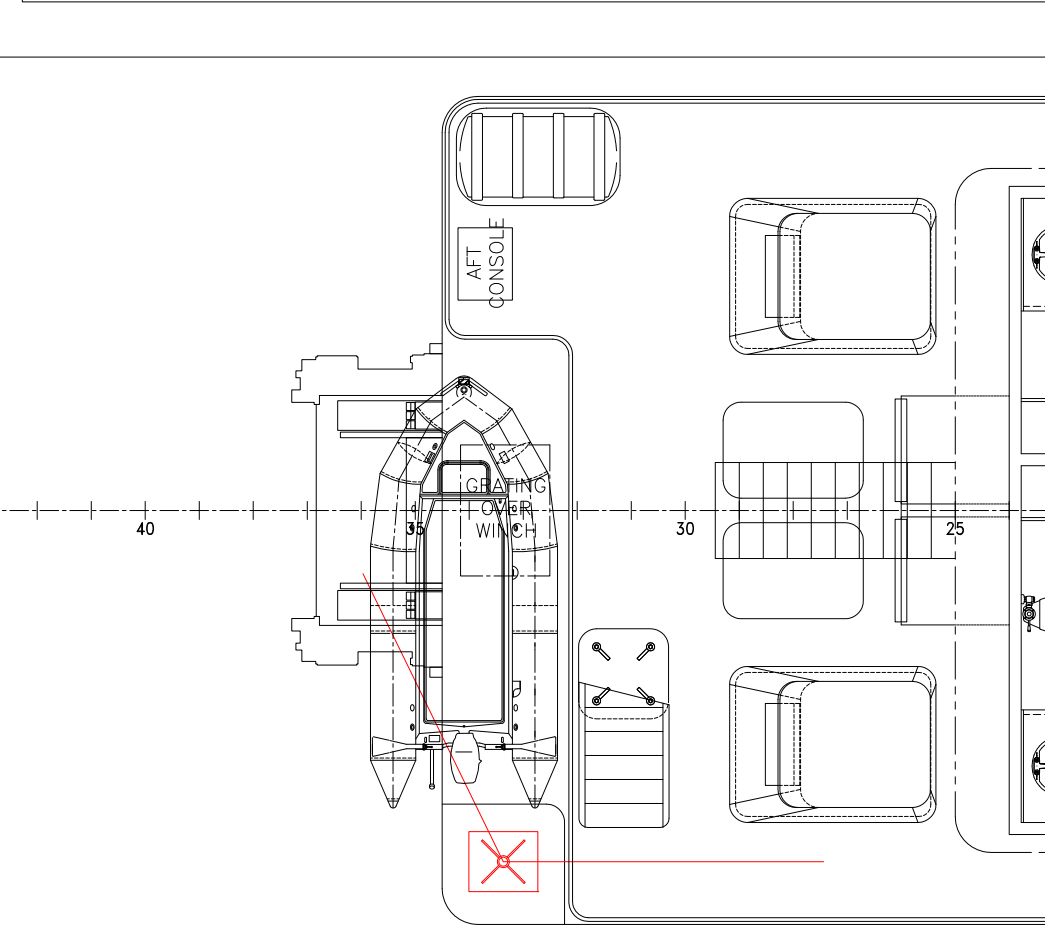
4 2ND DECK FRAME 17 LOOKING AFT
SCALE: 3/8"=1'-0"



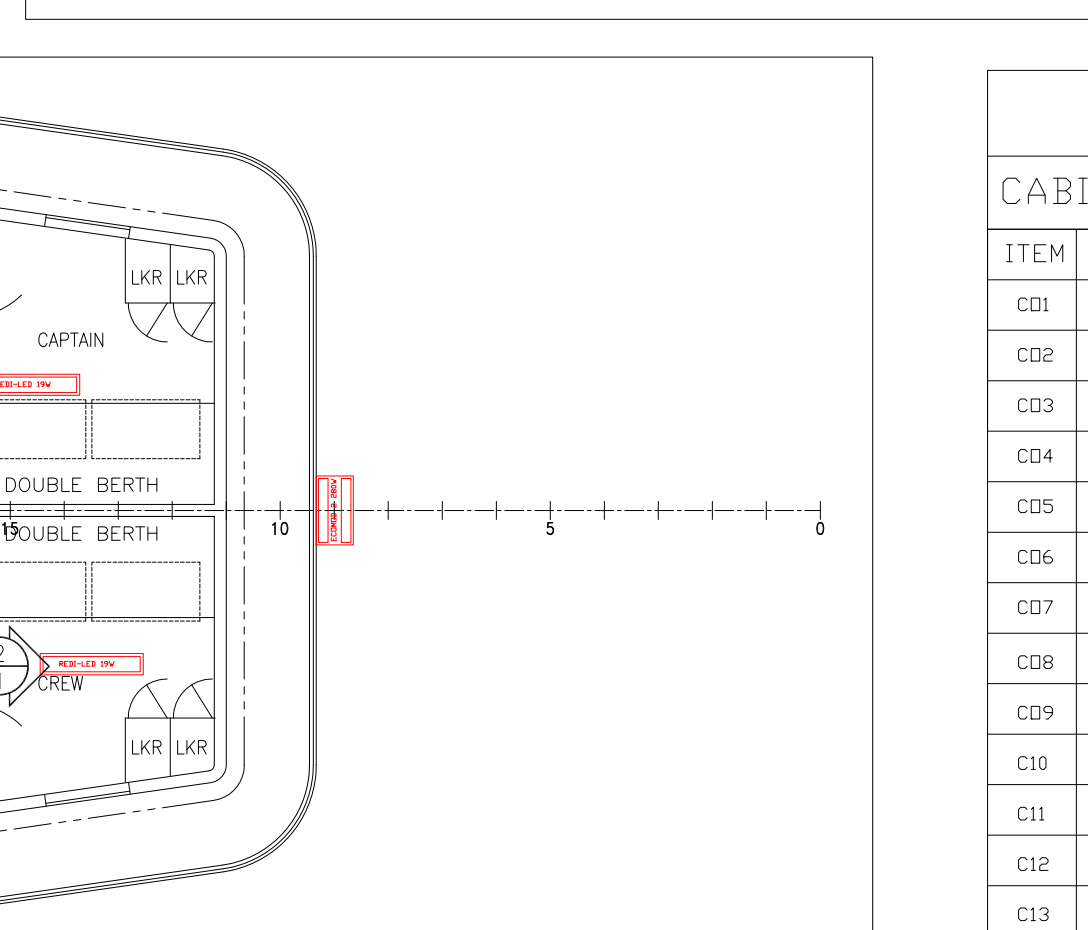
6 2ND DECK FRAME 21 LOOKING AFT
SCALE: 3/8"=1'-0"



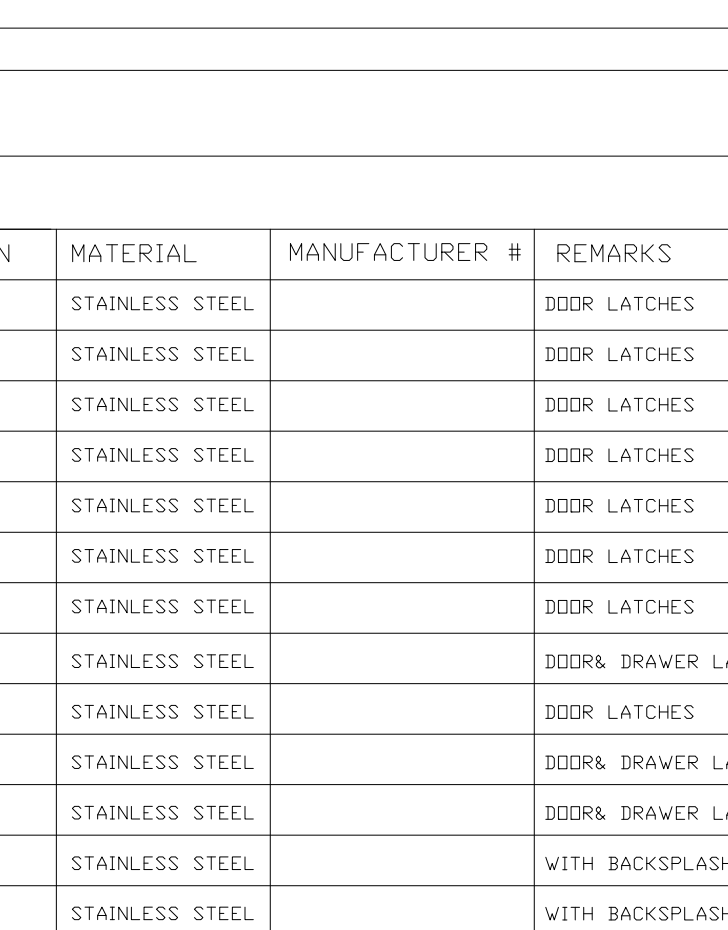
9 MAIN DECK STBD SIDE LOOKING PORT
SCALE: 3/8"=1'-0"




7 MAIN DECK PORT SIDE LOOKING OUTBOARD
SCALE: 3/8"=1'-0"



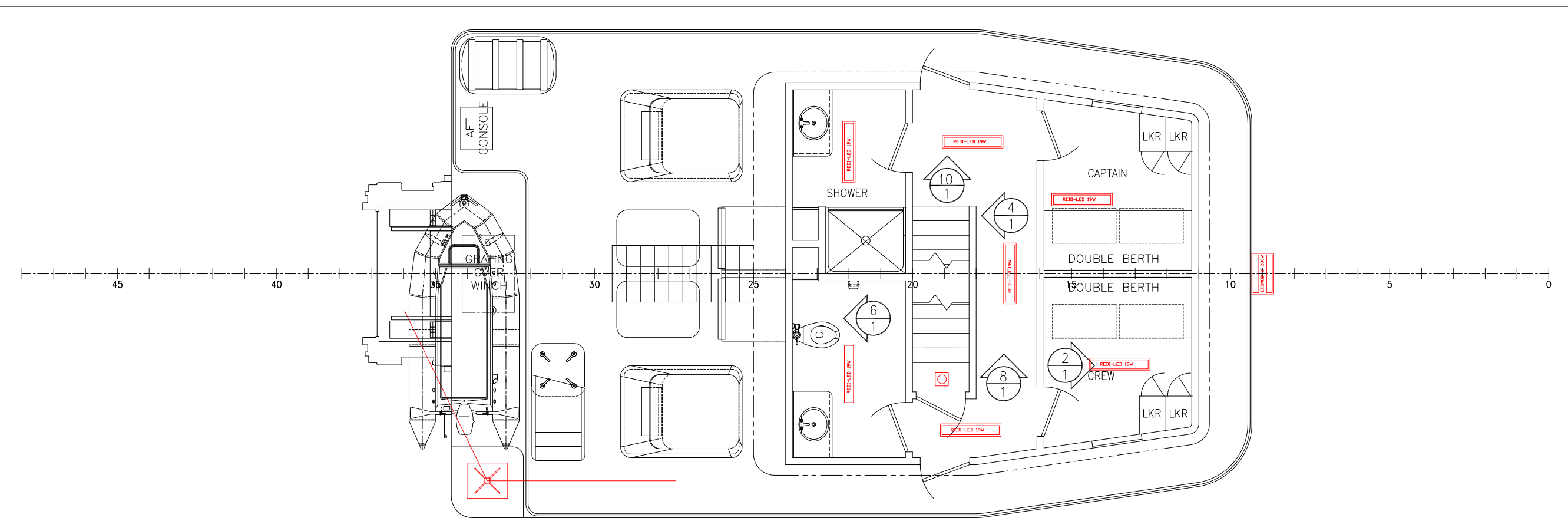
1 MAIN DECK GALLEY LOOKING FWD
SCALE: 3/8"=1'-0"



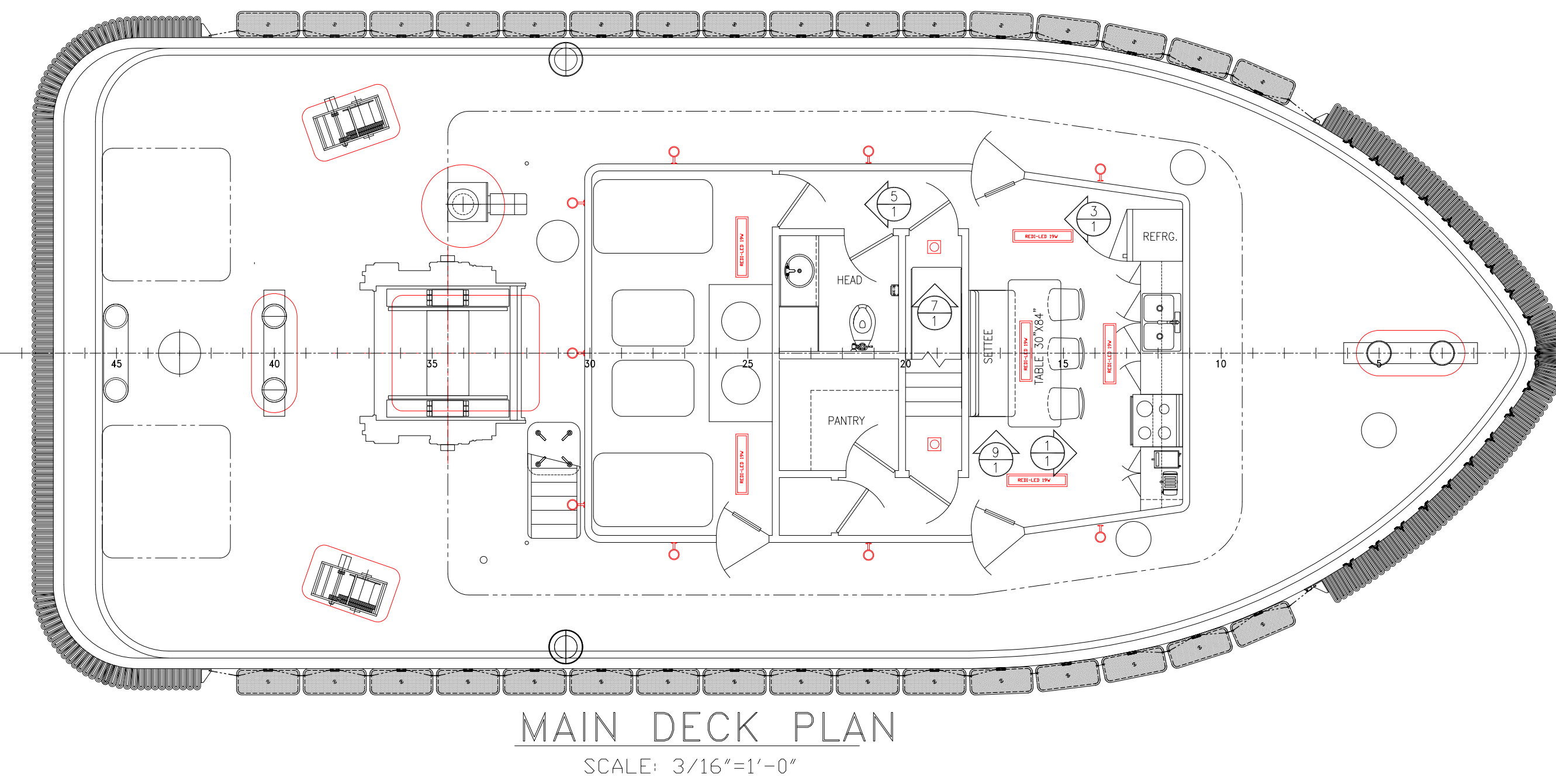
3 MAIN DECK GALLEY LOOKING AFT
SCALE: 3/8"=1'-0"



5 MAIN DECK FRAME 21 LOOKING AFT
SCALE: 3/8"=1'-0"



2ND DECK PLAN
SCALE: 3/16"=1'-0"



MAIN DECK PLAN
SCALE: 3/16"=1'-0"

BILL OF MATERIALS

CABINET SCHEDULE

ITEM	QTY	DESCRIPTION	WIDTH	DEPTH	HEIGHT	LOCATION	MATERIAL	MANUFACTURER #	REMARKS
CD1	1	WALL CABINET, REFRIGRATOR	30"	12"	15"	GALLEY	STAINLESS STEEL		DOOR LATCHES
CD2	1	WALL CABINET	15"	12"	30"	GALLEY	STAINLESS STEEL		DOOR LATCHES
CD3	1	PANEL, OVER SINK	39"	1"	24"	GALLEY	STAINLESS STEEL		DOOR LATCHES
CD4	1	WALL CABINET	21"	12"	8"	GALLEY	STAINLESS STEEL		DOOR LATCHES
CD5	1	WALL CABINET, OVER RANGE	30"	12"	24"	GALLEY	STAINLESS STEEL		DOOR LATCHES
CD6	1	WALL CABINET	30"	12"	12"	GALLEY	STAINLESS STEEL		DOOR LATCHES
CD7	1	SHELF, MICROWAVE	30"	12"	18"	GALLEY	STAINLESS STEEL		DOOR LATCHES
CD8	1	BASE CABINET	15"	24"	34.5"	GALLEY	STAINLESS STEEL		DOOR& DRAWER LATCHES
CD9	1	BASE CABINET, SINK	39"	24"	34.5"	GALLEY	STAINLESS STEEL		DOOR LATCHES
C10	1	BASE CABINET	21"	24"	34.5"	GALLEY	STAINLESS STEEL		DOOR& DRAWER LATCHES
C11	1	BASE CABINET	30"	24"	34.5"	GALLEY	STAINLESS STEEL		DOOR& DRAWER LATCHES
C12	1	COUNTER TOP	75"	25.5"	1.5"	GALLEY	STAINLESS STEEL		WITH BACKSPLASH
C13	1	COUNTER TOP	FIT	25.5"	1.5"	GALLEY	STAINLESS STEEL		WITH BACKSPLASH
C14	1	BASE CABINET	FIT	21"	29"	HEAD, M.D.	STAINLESS STEEL		DOOR LATCHES
C15	2	BASE CABINET	36"	21"	29"	2ND DECK HEAD & SHOWER	STAINLESS STEEL		DOOR LATCHES
C16	1	COUNTERTOP	FIT	22.5"	1.5"	HEAD, M.D.	STAINLESS STEEL		WITH BACK SPLASH
C17	1	COUNTERTOP	37.5"	22.5"	1.5"	HEAD, 2ND DECK	STAINLESS STEEL		WITH BACK SPLASH
C18	1	COUNTERTOP	37.5"	22.5"	1.5"	SHOWER	STAINLESS STEEL		WITH BACK SPLASH

FIXTURE & EQUIPMENT SCHEDULE

ITEM	QTY	DESCRIPTION	LOCATION	FINISH	MANUFACTURER #	REMARKS
19	1	REFRIGERATOR, 208 CUBIC FT	GALLEY	STAINLESS STEEL		W/ ICE MAKER
20	1	HOOD	GALLEY	STAINLESS STEEL		
21	1	MICROWAVE, 1.6 CU FT, 1150W	GALLEY	STAINLESS STEEL		
22	1	FAUCET, KITCHEN, SINGLE HANDLE	GALLEY	STAINLESS STEEL		
23	1	KITCHEN SINK, 33"X22"X8"	GALLEY	STAINLESS STEEL		
24	1	COFFEE MAKER	GALLEY			STAINLESS STEEL DECANTER
25	1	RANGE	GALLEY	STAINLESS STEEL		
26	1	BASE CABINET	GALLEY	STAINLESS STEEL		DOOR& DRAWER LATCHES
27	1	BASE CABINET, SINK	GALLEY	STAINLESS STEEL		DOOR LATCHES
28	1	SETTEE, 72" LONG X 36" HIGH	GALLEY	BLACK VINYL		
29	1	TABLE, 84" X 30"	GALLEY	STAINLESS STEEL		TABLE BASES.COM
30	3	CHAIR	GALLEY	BLACK PAINTED STEEL & FABRIC		
31	1	TOASTER, 4 SPLICE	GALLEY	STAINLESS STEEL		
32	2	BUNK, DOUBLE, 32"W X 80"L	STATEROOMS	STAINLESS STEEL OR ENAMELED STEEL		W/ CURTAINS
33	4	LOCKER, 15"W X 18"D X 72"H	STATEROOMS	ENAMELED STEEL, GRAY		
34	2	TOILET, ELONGATED	HEADS	CERAMIC		
35	2	VALVE, FLUSH	HEADS	CHROME PLATED BRASS		
36	2	SEAT, TOILET, COMMERCIAL	HEADS	POLYSTYRENE SS HINGE		
37	3	LAVATORY	HEADS & SHOWER	STAINLESS STEEL		
38	3	FAUCET, LAVATORY	HEADS & SHOWER	CHROME PLATED BRASS		
39	2	HOLDER, TOILET PAPER ROLL	HEADS	STAINLESS STEEL		COMMERCIAL GRADE
40	1	SHOWER STALL	SHOWER	STAINLESS STEEL OR FIBERGLASS		
41	1	VALVE, SHOWER	SHOWER	CHROME PLATED BRASS		
42	1	MIRROR, 12" X 18"	HEADS & SHOWER	STAINLESS STEEL FRAME		

PROPRIETARY RIGHTS
This document contains matter in which DeJong & Lebet, Incorporated has proprietary rights. Neither matter nor possession thereof confers on anyone any right to reproduce, disclose or use in any manner this document in whole or in part or any substantial portion thereof, except by written permission or written agreement with DeJong & Lebet, Incorporated.
In the event of a portion of this document the purchaser is authorized to control no more than one share in accordance with the terms of the license agreement signed by the purchaser to DeJong & Lebet, Incorporated.
© 2018 DeJong & Lebet, Inc.

DeJong & Lebet, Inc.
Naval Architects
Marine Engineers
Consultants
Surveyors

1734 Emerson Street
Jacksonville, Florida 32207
www.dejongandlebet.com

Phone: (904) 399-3673
Fax: (904) 399-1522
info@dejongandlebet.com

Title: 70.5'x30'x11' NCDOT TOWBOAT
CREW GALLEY, STATEROOMS & RESTROOMS

Dwg. No: 17-1372-655 Alt. No: 0
Sh: 1 of 1

Drawn By: JAH Date: JUNE 05, 2018
Checked By: Date: SEE DWG
App'd By: Scale: SEE DWG
ABS App'l: USCG App'l:

