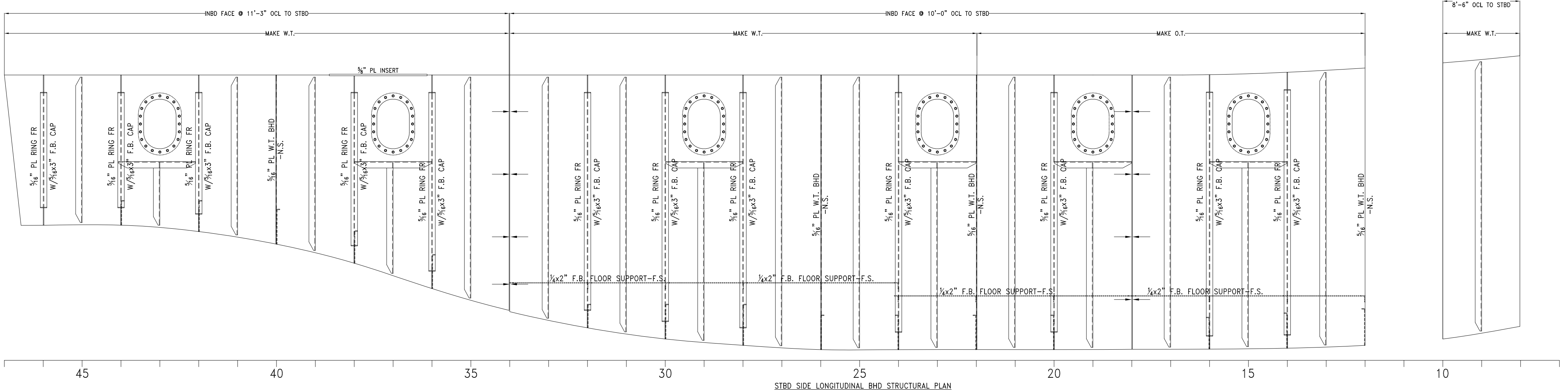
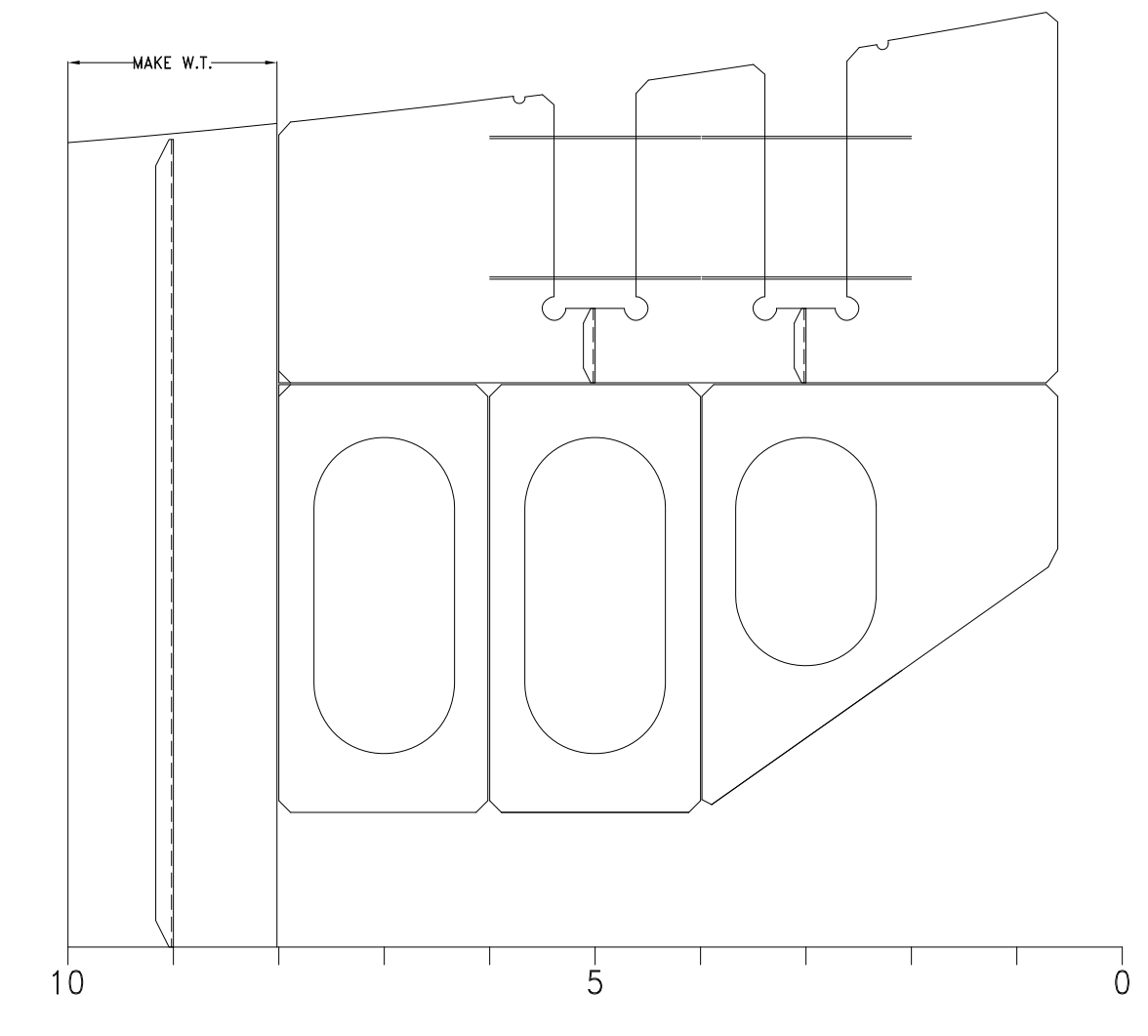


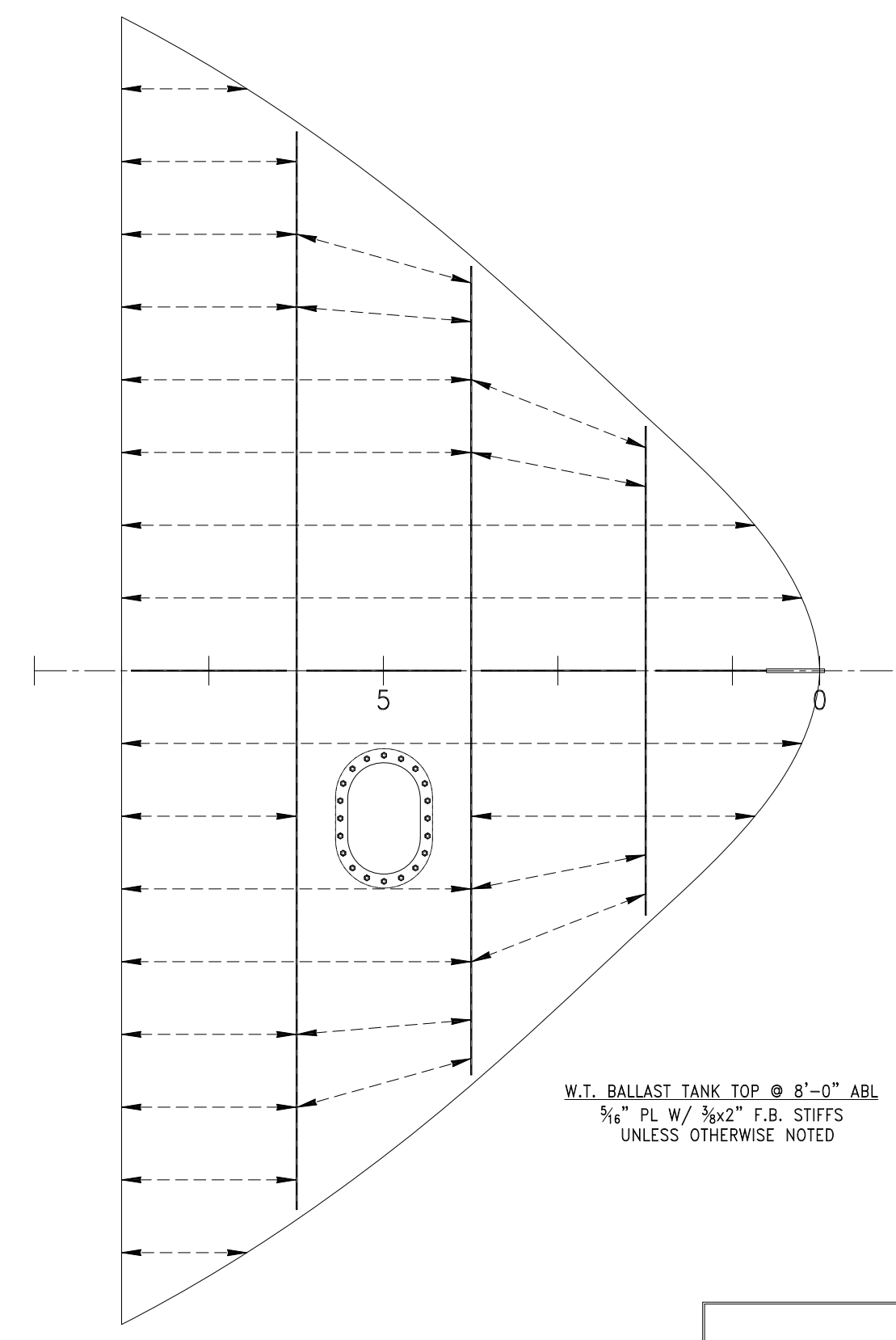
PORT SIDE LONGITUDINAL BHD STRUCTURAL PLAN  
 1/2" PL W/ 5x3x1/4" L STIFFS ON OUTBD FACE  
 UNLESS OTHERWISE NOTED  
 SHOWN LKG PORT



STBD SIDE LONGITUDINAL BHD STRUCTURAL PLAN  
 1/2" PL W/ 5x3x1/4" L STIFFS ON OUTBD FACE  
 UNLESS OTHERWISE NOTED  
 SHOWN LKG PORT



CENTERLINE FWD BHDs STRUCTURAL DETAILS  
 1/2" PL W/ 5x3x1/4" L STIFFS ON STBD FACE  
 UNLESS OTHERWISE NOTED  
 SHOWN LKG PORT



W.T. BALLAST TANK TOP @ 8'-0" ABL  
 1/2" PL W/ 3/4x2" F.B. STIFFS  
 UNLESS OTHERWISE NOTED

PROPRIETARY RIGHTS  
 This document discloses matter in which DeJong & Lebet, Incorporated has proprietary rights. Neither receipt nor possession thereof confers or transfers any right to reproduce, disclose or use in any manner this document in whole or in part or any information contained herein, except by written permission, or written agreement with DeJong & Lebet, Incorporated.  
 In the event of a purchase of this document the purchaser is authorized to construct no more than one device in accord herewith, unless otherwise signed to in writing by DeJong & Lebet, Incorporated.  
 © 2018 by DeJong & Lebet, Inc.

DeJong & Lebet, Inc.  
 Naval Architects  
 Marine Engineers  
 Consultants  
 Surveyors

1734 Emerson Street  
 Jacksonville, Florida 32207  
 www.dejongandlebet.com  
 Phone: (904) 599-3673  
 Fax: (904) 599-1522  
 info@dejongandlebet.com

Title: 70.5'x30'x11' NCDOT TOWBOAT

HULL FLATS & BHDs  
 STRUCTURAL DETAILS

Dwg. No. 17-1372-121  
 Art. No. 0  
 Sht. 1 of 1

Drawn By: JACOB CONNALLY Date: JUNE 05, 2018

Checked By: \_\_\_\_\_ Date: \_\_\_\_\_

App'd By: \_\_\_\_\_ Scale: 3/8" = 1'-0"

ABS App'l: \_\_\_\_\_ USCG App'l: \_\_\_\_\_

