

**This electronic collection of documents is provided
for the convenience of the user
and is Not a Certified Document –**

**The documents contained herein were originally issued
and sealed by the individuals whose names and license
numbers appear on each page, on the dates appearing
with their signature on that page.**

**This file or an individual page
shall not be considered a certified document.**


T.I.P.: I-5714/U-5114

CONTRACT: C204104

**STATE OF NORTH CAROLINA
DEPARTMENT OF TRANSPORTATION**

**SIGNING PLAN
MECKLENBURG COUNTY**

**LOCATION: I-77 AT SR 2136 (GILEAD RD) INTERCHANGE;
US 21 (STATESVILLE RD) AND SR 2136 (GILEAD RD)**

<small>TIP NO.</small> I-5714/U-5114	<small>SHEET NO.</small> SIGN-1
<small>DocuSigned by:</small> APPROVED: <u>Charles A. Johnson, III</u> <small>50A1568B47F5A66</small>	
DATE: 4/23/2018	
	
DOCUMENT NOT CONSIDERED FINAL UNLESS ALL SIGNATURES COMPLETED	

ROADWAY STANDARD DRAWING

THE FOLLOWING ROADWAY STANDARDS AS APPEAR IN "ROADWAY STANDARD DRAWINGS" - PROJECT SERVICES UNIT - N.C. DEPARTMENT OF TRANSPORTATION - RALEIGH, N.C., DATED JANUARY 2018 ARE APPLICABLE TO THIS PROJECT AND BY REFERENCE HEREBY ARE CONSIDERED A PART OF THESE PLANS:

<u>STD. NO.</u>	<u>TITLE</u>
901.10	TYPE 'A' SIGNS
901.20	TYPE 'B' SIGNS
901.50	ARROWS AND SHIELDS
901.70	SIGN STRINGERS AND SUPPORT SPACING
901.80	SIGN MOUNTING DETAILS - FOR TYPE A AND TYPE B SIGNS
903.10	GROUND MOUNTED SIGN SUPPORTS
903.30	BARRIER SIGN SUPPORT ASSEMBLY
904.10	ORIENTATION OF GROUND MOUNTED SIGNS
904.50	MOUNTING OF TYPE 'D', 'E' AND 'F' SIGNS ON 'U' CHANNEL POSTS
910.30	SIGNING SIGNALIZED AND UNSIGNALIZED SUPERSTREET
1264.01	OBJECT MARKERS TYPES
1264.02	OBJECT MARKERS INSTALLATION

PAY ITEM NOTES

- 1 SIGN ERECTION, TYPE D,E,OR F
- 2 SIGN ERECTION, TYPE A (GROUND MOUNTED)
- 3 SIGN ERECTION, RELOCATE SIGN TYPE A (GROUND MOUNTED)
- 4 SIGN ERECTION, RELOCATE SIGN TYPE B (GROUND MOUNTED)
- 5 SIGN ERECTION, RELOCATE SIGN TYPE D (GROUND MOUNTED)
- 6 SIGN ERECTION, RELOCATE SIGN TYPE F (GROUND MOUNTED)
- 7 DISPOSAL OF SUPPORT, STEEL BEAM
- 8 DISPOSAL OF SIGN SYSTEM, U-CHANNEL
- 9 DISPOSAL OF SUPPORT, U-CHANNEL
- 10 STOCKPILE SIGN, D,E OR F
- 11 SUPPORTS, BARRIER MOUNTED (SMALL)
- 12 OBJECT MARKERS (END OF ROAD)

SUMMARY OF QUANTITIES

ITEM NO.		ITEM DESCRIPTION	QUANTITY	UNIT
DESC. NO.	SECT. NO.			
4054000000	902	PLAIN CONCRETE SIGN FOUNDATION	2	C.Y.
4057000000	SP	OVERHEAD FOOTING	197	C.Y.
4060000000	903	SUPPORTS, BREAKAWAY STEEL BEAM	2832	L.B.
4072000000	903	SUPPORTS, 3 LB STEEL U-CHANNEL	2951.9	L.F.
4079000000	903	SUPPORTS, BARRIER (SMALL)	2	EA.
4082100000	906	SUPPORTS, OVERHEAD SIGN STRUCTURE 'A' AT -Y- STA. 20+50	1	L.S.
4082100000	906	SUPPORTS, OVERHEAD SIGN STRUCTURE 'B' AT -Y- STA. 24+50	1	L.S.
4082100000	906	SUPPORTS, OVERHEAD SIGN STRUCTURE 'C' AT -RPB- STA. 14+50 LT	1	L.S.
4082100000	906	SUPPORTS, OVERHEAD SIGN STRUCTURE 'D' AT -RPD- STA. 25+00	1	L.S.
4082100000	906	SUPPORTS, OVERHEAD SIGN STRUCTURE 'E' AT -Y- STA. 29+50 LT	1	L.S.
4082100000	906	SUPPORTS, OVERHEAD SIGN STRUCTURE 'F' AT -Y- STA. 32+75 LT	1	L.S.
4082100000	906	SUPPORTS, OVERHEAD SIGN STRUCTURE 'G' AT -Y- STA. 34+00	1	L.S.
4082100000	906	SUPPORTS, OVERHEAD SIGN STRUCTURE 'H' AT -L- STA. 47+50 LT	1	L.S.
4082100000	906	SUPPORTS, OVERHEAD SIGN STRUCTURE 'I' AT -L- STA. 52+20	1	L.S.
4082100000	906	SUPPORTS, OVERHEAD SIGN STRUCTURE 'J' AT -L- STA. 43+00	1	L.S.
4096000000	904	SIGN ERECTION, TYPE D	3	EA.
4102000000	904	SIGN ERECTION, TYPE E	195	EA.
4108000000	904	SIGN ERECTION, TYPE F	14	EA.
4110000000	904	SIGN ERECTION, TYPE A (GROUND MOUNTED)	1	EA.
4116100000	904	SIGN ERECTION, RELOCATE SIGN TYPE A (GROUND MOUNTED)	6	EA.
4116100000	904	SIGN ERECTION, RELOCATE SIGN TYPE B (GROUND MOUNTED)	2	EA.
4116100000	904	SIGN ERECTION, RELOCATE SIGN TYPE D (GROUND MOUNTED)	3	EA.
4116100000	904	SIGN ERECTION, RELOCATE SIGN TYPE F (GROUND MOUNTED)	3	EA.
4138000000	907	DISPOSAL OF SUPPORT, STEEL BEAM	16	EA.
4155000000	907	DISPOSAL OF SIGN SYSTEM, U-CHANNEL	117	EA.
4192000000	907	DISPOSAL OF SUPPORT, U-CHANNEL	11	EA.
4237000000	907	STOCKPILE SIGN, D, E OR F	1	EA.
4915000000	1264	7' U-CHANNEL POSTS	3	EA.
4955000000	1264	OBJECT MARKERS (END OF ROAD)	3	EA.


PROJECT NOTES

A. REMOVE EXISTING LOGO TRAILBLAZER ASSEMBLY. SEE NCDOT STANDARD SPECIFICATIONS FOR ROADS AND STRUCTURES, SECTION 907-2 (D), FOR STOCKPILE INSTRUCTIONS. WORK SHALL BE PAID FOR AS STOCKPILE SIGN, D, E OR F, (SEE PAY ITEM NOTE 10). DISPOSE OF U-CHANNEL SUPPORTS (SEE PAY ITEM NOTE 9).

GENERAL NOTES


- . SIGNS FURNISHED BY STATE.
- . ALL PROPOSED SIGNS SEE PAY ITEM NOTE 1 UNLESS OTHERWISE NOTED.
- . CONFIRM IN WRITING AT LEAST 4 MONTHS IN ADVANCE, THE ACTUAL DATE THE DEPARTMENT FURNISHED SIGNS WILL BE REQUIRED.
- . ALL TYPE D SIGNS SHALL BE MOUNTED ON TWO U-CHANNEL POSTS UNLESS OTHERWISE INDICATED ON THE PLANS.
- . IF REMOVAL OR RELOCATION OF SIGNS ON PRIVATE STREET (NON-STATE MAINTAINED) IS REQUIRED DUE TO CONSTRUCTION, THE CONTRACTOR SHALL INFORM THE ENGINEER. THE WORK WILL BE COMPLETED BY OTHERS.
- . WHEN NOT STATIONED OR DIMENSIONED ON PLANS, ALL TYPE E AND F SIGNS SHALL BE FIELD LOCATED BY THE ENGINEER.
- . ALL EXISTING SIGNS ON "U" CHANNEL POST WITHIN THE PROJECT LIMITS SHALL BE REMOVED AND DISPOSED OF UNLESS OTHERWISE NOTED ON PLANS.
- . WHEN EXISTING SIGNS ARE REMOVED AND INSTALLED ON NEW SUPPORTS, THE RE-ERECTION SHALL IMMEDIATELY FOLLOW THE REMOVAL.
- . THE BACKGROUND FOR TYPE E AND F SIGNS SHALL BE GRADE C REFLECTIVE SHEETING UNLESS OTHERWISE NOTED.
- . DO NOT BEGIN FABRICATION FOR TYPE A AND B SIGNS MOUNTED ON OVERHEAD STRUCTURES OR STEEL SUPPORTS UNTIL "S" DIMENSIONS HAVE BEEN FIELD VERIFIED.
- . SEE ROADWAY PLANS FOR GUARD/GUIDE RAIL DETAILS.

PLANS REVIEWED BY: N.C.D.O.T. SIGNING AND DELINEATION UNIT	
KELVIN JORDAN	SIGNING & DELINEATION WESTERN REGIONAL ENGINEER
JOSE MARTINEZ, EI	SIGNING & DELINEATION PROJECT DESIGN ENGINEER



PLANS PREPARED BY: HNTB NORTH CAROLINA, P.C.


<u>C.A. JOHNSON, III, PE</u>	SIGNING PROJECT MANAGER
<u>K.L. BECKER, PE</u>	SIGNING PROJECT ENGINEER
<u>T.R. TERRELL</u>	SIGNING DESIGN SENIOR TECHNICIAN



HNTB NORTH CAROLINA, P.C.
343 E. Six Forks Road, Suite 200
Raleigh, North Carolina 27609
NC License No: C-1554
(919) 546-8997

INDEX

<u>SHEET NO.</u>	<u>DESCRIPTION</u>
SIGN-1	TITLE SHEET
SIGN-2	SUPPORT INFORMATION
SIGN-3-3I	OVERHEAD STRUCTURE LINE DRAWINGS
SIGN-4-4I	SIGN DESIGNS AND TYPE E AND F SHEETS
SIGN-5-26	SIGNING PLAN SHEETS

TIP NO. I-5714 /U-5114	SHEET NO. SIGN-2
APPROVED: <i>Charles A. Johnson, III</i> <small>DocuSigned by: Charles A. Johnson, III 59A1565B47F54A6</small>	
DATE: 4/23/2018	
SEAL 	
DOCUMENT NOT CONSIDERED FINAL UNLESS ALL SIGNATURES COMPLETED	

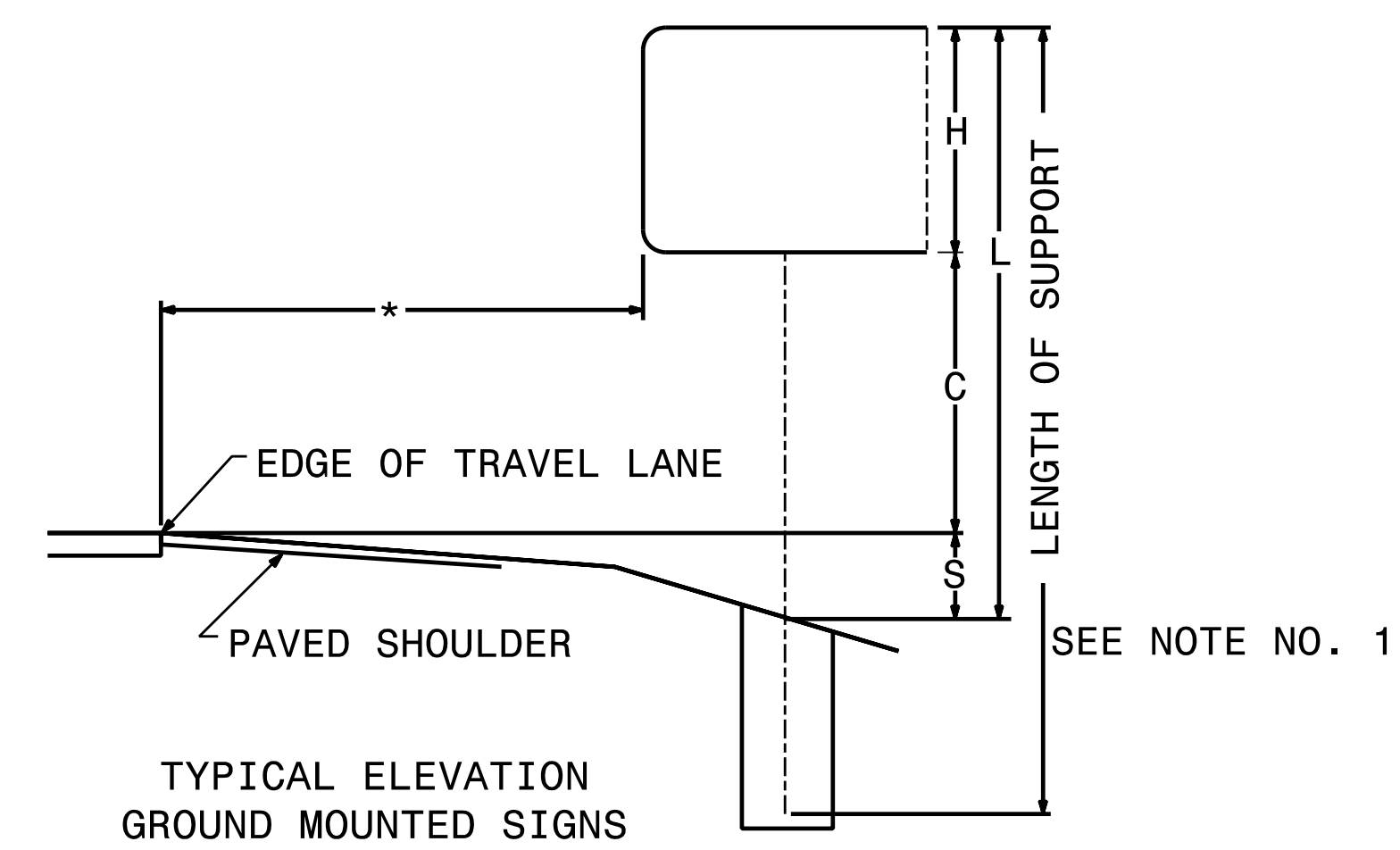
Version: 3.1 Posted: 6/2/2017

NUMBER	TYPE	SIGN SIZE (in.)			ROADWAY STATION	NUMBER OF SUPPORTS	BEAM SECTION	SUPPORT TYPE BA or S	OMNI COUPLER	ATTACHMENT METHOD	MOUNTING METHOD	HORIZONTAL CLEARANCE* (ft.)	SUPPORT SPACING	LENGTH (ft)			LEFT SUPPORT (ft)			CENTER SUPPORT (ft)			RIGHT SUPPORT (ft)			SUPPORT WEIGHTS		FOOTINGS				FIELD VERIFIED SEE NOTE 2 (mm/dd/yy)
		w	x	h										SNS HT "H"	MTG HT "C"	EMBED-MENT	S	L	LENGTH	S	L	LENGTH	S	L	LENGTH	B/A (lbs.)	SIMPLE (lbs.)	DIAMETER (ft.)	DEPTH (ft.)	REINFORCED (c.y.)	PLAIN (c.y.)	
		101	A	108										x	54	-RPD- 23+50	2	S4x7.7	BA	N/A	N/A	N/A	16.00	5.27	4.50	7.00	3.0	2.19	13.69	16.69	0.00	
901	B	90	x	48	-RPB-22+00 LT	2	S4x7.7	BA	N/A	N/A	N/A	18.00	4.40	4.00	7.00	3.0	1.43	12.43	15.43	0.00	0.00	0.00	1.76	12.76	15.76	280.16	0	1.0	3.5	0.00	0.20	
902	A	90	x	72	-RPB-20+50 LT	2	S4x7.7	BA	N/A	N/A	N/A	18.00	4.40	6.00	7.00	3.0	1.73	14.73	17.73	0.00	0.00	0.00	1.97	14.97	17.97	314.89	0	1.0	3.5	0.00	0.20	
903	A	90	x	72	-RPB-19+00 LT	2	S4x7.7	BA	N/A	N/A	N/A	16.00	4.40	6.00	7.00	3.0	2.11	15.11	18.11	0.00	0.00	0.00	2.01	15.01	18.01	318.12	0	1.0	3.5	0.00	0.20	
904	A	90	x	84	-RPB-17+50 LT	2	S4x7.7	BA	N/A	N/A	N/A	16.00	4.40	7.00	7.00	3.0	2.09	16.09	19.09	0.00	0.00	0.00	1.43	15.43	18.43	328.90	0	1.0	3.5	0.00	0.20	
905	B	90	x	48	-RPD-19+00	2	S4x7.7	BA	N/A	N/A	N/A	18.00	4.40	4.00	7.00	3.0	2.21	13.21	16.21	0.00	0.00	0.00	2.34	13.34	16.34	290.64	0	1.0	3.5	0.00	0.20	
906	A	90	x	72	-RPD- 20+50 LT	2	S4x7.7	BA	N/A	N/A	N/A	18.00	4.40	6.00	7.00	3.0	2.61	15.61	18.61	0.00	0.00	0.00	2.89	15.89	18.89	328.75	0	1.0	3.5	0.00	0.20	
907	A	90	x	72	-RPD- 20+50	2	S4x7.7	BA	N/A	N/A	N/A	18.00	4.40	6.00	7.00	3.0	2.61	15.61	18.61	0.00	0.00	0.00	2.30	15.30	18.30	324.21	0	1.0	3.5	0.00	0.20	
908	A	90	x	84	-RPD- 22+00 LT	2	S4x7.7	BA	N/A	N/A	N/A	15.00	4.40	7.00	7.00	3.0	1.86	15.86	18.86	0.00	0.00	0.00	2.96	16.96	19.96	338.91	0	1.0	3.5	0.00	0.20	

TOTAL	2831.70	TOTAL	0.00	TOTAL	0.00	TOTAL	1.83
USE:	2832.00		0.00		0.00		2.00


NOTES:

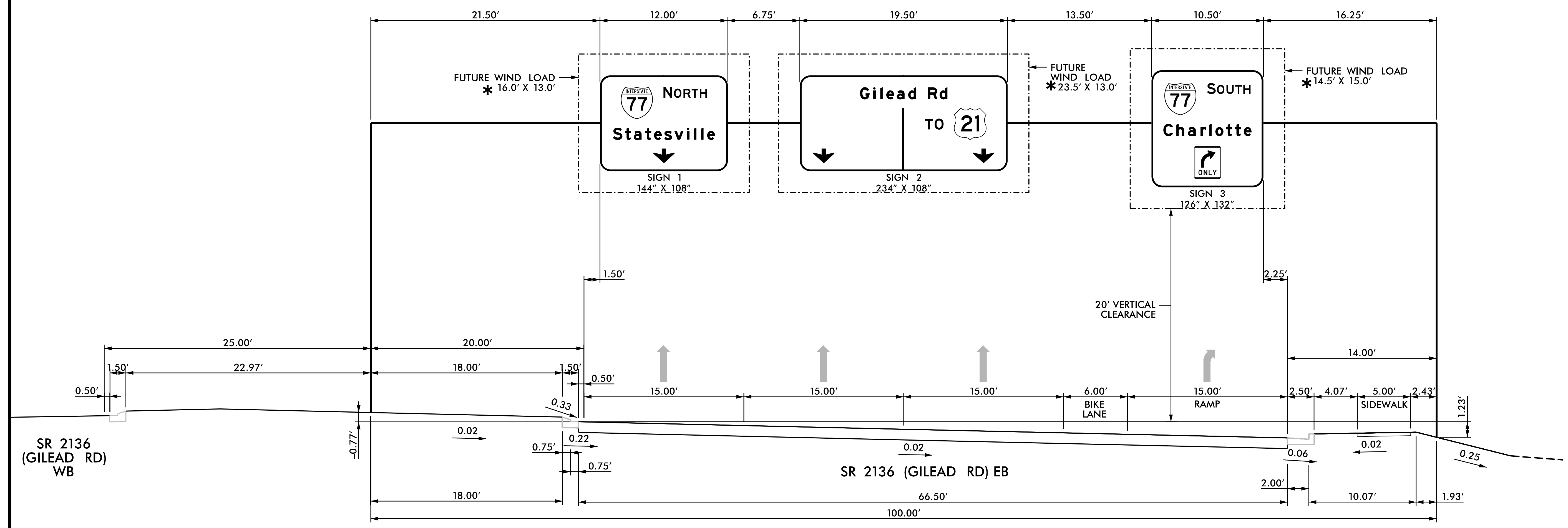
- DIMENSION "S" REPRESENTS AN INCREASE (+), OR A DECREASE (-) IN POLE LENGTH, RELATIVE TO THE ELEVATION OF THE EDGE OF TRAVEL LANE.
- FIELD VERIFICATIONS SHALL BE REQUIRED FOR ALL SUPPORTS, SEE (*) ARTICLE 903-3. FABRICATORS SHALL BE AISC CERTIFIED IN CATEGORY 1, SEE (*) ARTICLE 1072-1. (*) = N.C.D.O.T. STANDARD SPECIFICATIONS FOR ROADS AND STRUCTURES
- PLAN LOCATIONS FOR EXISTING UTILITIES ARE BASED ON THE BEST AVAILABLE INFORMATION AND, THEREFORE MAY NOT BE PRECISELY ACCURATE. THEREFORE, IT IS INCUMBENT UPON THE CONTRACTOR TO DETERMINE THE EXACT LOCATION OF UTILITIES BEFORE BEGINNING WORK IN A LOCATION.



HNTB
 HNTB NORTH CAROLINA, P.C.
 343 E. Six Forks Road, Suite 200
 Raleigh, North Carolina 27609
 NC License No: C-1554
 (919) 546-8997

**TYPE A AND TYPE B
 GROUND MOUNTED SIGNS**

TIP NO. I-5714 /U-5114	SHEET NO. SIGN-3
APPROVED: <i>Charles A. Johnson, III</i> SBA156847F5446	
DATE: 4/23/2018	
SEAL	
	
DOCUMENT NOT CONSIDERED FINAL UNLESS ALL SIGNATURES COMPLETED	




NOTES:

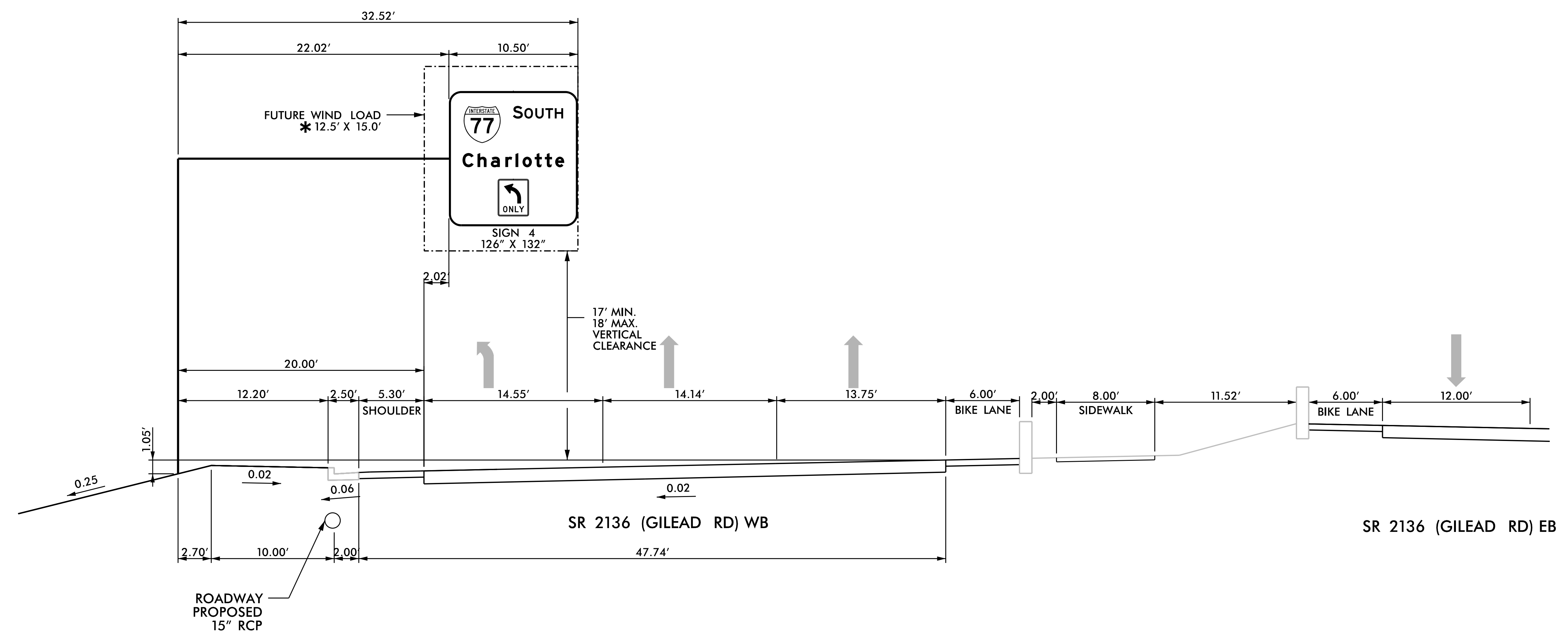
- IF THE CONTRACTOR BIDS ALUMINUM SIGN STRUCTURE, EACH SHALL BE PROVIDED WITH AN APPROVED HIGHWAY TRUSS DAMPER DEVICE IN ACCORDANCE WITH AASHTO SPECIFICATIONS.
- MOUNT SIGNS VERTICALLY CENTERED ON HORIZONTAL MEMBER OF STRUCTURE.
- FIELD VERIFICATION SHALL BE REQUIRED FOR ALL FOOTING ELEVATIONS, PER THE LATEST NCDOT STANDARD SPECIFICATIONS FOR ROADS AND STRUCTURES. PROVIDE FIELD VERIFICATION TO THE SIGNING SECTION.
- THE TOP OF THE FOOTING SHALL EXTEND AT LEAST 4 INCHES AND NOT MORE THAN 24 INCHES ABOVE THE HIGHEST POINT OF THE GROUND SURFACE AT THE FOOTING.
- SIGN HANGERS AND ATTACHMENT HARDWARE SHALL BE PROVIDED AND INSTALLED ON THE ASSEMBLY TO ACCOMMODATE ALL SIGNS SHOWN IN THIS PLAN SHEET.
- DESIGN AND CONSTRUCTION REQUIREMENTS FOR SIGN STRUCTURES SHALL ACCOMMODATE WIND VELOCITY OF 90 M.P.H.

*THESE DIMENSIONS SHALL BE USED FOR WIND LOAD AND DEAD LOAD COMPUTATIONS IN DESIGN OF STRUCTURE AND FOOTINGS. DESIGN AND CONSTRUCTION REQUIREMENTS FOR SIGN STRUCTURES SHALL ACCOMMODATE WIND VELOCITY OF 90 M.P.H.

HNTB
 HNTB NORTH CAROLINA, P.C.
 343 E. Six Forks Road, Suite 200
 Raleigh, North Carolina 27609
 NC License No: C-1554
 (919) 546-8997

OVERHEAD SIGN STRUCTURE 'A'
-Y- STA. 20+50


TIP NO. I-5714 /U-5114	SHEET NO. SIGN-3A
APPROVED: <i>Charles A. Johnson, III</i> <small>58A1958B47F54A6</small>	
DATE: 4/23/2018	
SEAL	
	
DOCUMENT NOT CONSIDERED FINAL UNLESS ALL SIGNATURES COMPLETED	

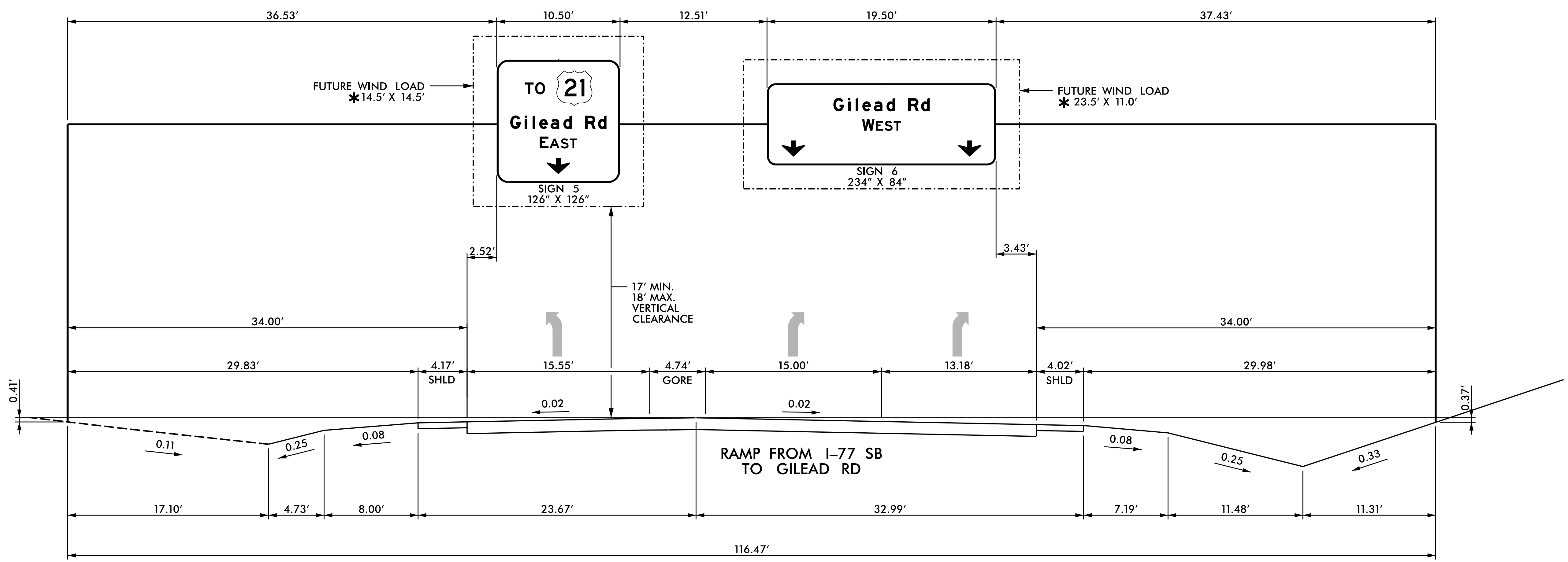


NOTES:

- IF THE CONTRACTOR BIDS ALUMINUM SIGN STRUCTURE, EACH SHALL BE PROVIDED WITH AN APPROVED HIGHWAY TRUSS DAMPER DEVICE IN ACCORDANCE WITH AASHTO SPECIFICATIONS.
- MOUNT SIGNS VERTICALLY CENTERED ON HORIZONTAL MEMBER OF STRUCTURE.
- FIELD VERIFICATION SHALL BE REQUIRED FOR ALL FOOTING ELEVATIONS, PER THE LATEST NCDOT STANDARD SPECIFICATIONS FOR ROADS AND STRUCTURES. PROVIDE FIELD VERIFICATION TO THE SIGNING SECTION.
- THE TOP OF THE FOOTING SHALL EXTEND AT LEAST 4 INCHES AND NOT MORE THAN 24 INCHES ABOVE THE HIGHEST POINT OF THE GROUND SURFACE AT THE FOOTING.
- SIGN HANGERS AND ATTACHMENT HARDWARE SHALL BE PROVIDED AND INSTALLED ON THE ASSEMBLY TO ACCOMMODATE ALL SIGNS SHOWN IN THIS PLAN SHEET.
- DESIGN AND CONSTRUCTION REQUIREMENTS FOR SIGN STRUCTURES SHALL ACCOMMODATE WIND VELOCITY OF 90 M.P.H.

*THESE DIMENSIONS SHALL BE USED FOR WIND LOAD AND DEAD LOAD COMPUTATIONS IN DESIGN OF STRUCTURE AND FOOTINGS. DESIGN AND CONSTRUCTION REQUIREMENTS FOR SIGN STRUCTURES SHALL ACCOMMODATE WIND VELOCITY OF 90 M.P.H.

TIP NO. I-5714 /U-5114	SHEET NO. SIGN-3B
APPROVED: <i>Charles A. Johnson, III</i> <small>58A1955847F54A6</small>	
DATE: 4/23/2018	
SEAL	
	
DOCUMENT NOT CONSIDERED FINAL UNLESS ALL SIGNATURES COMPLETED	




NOTES:

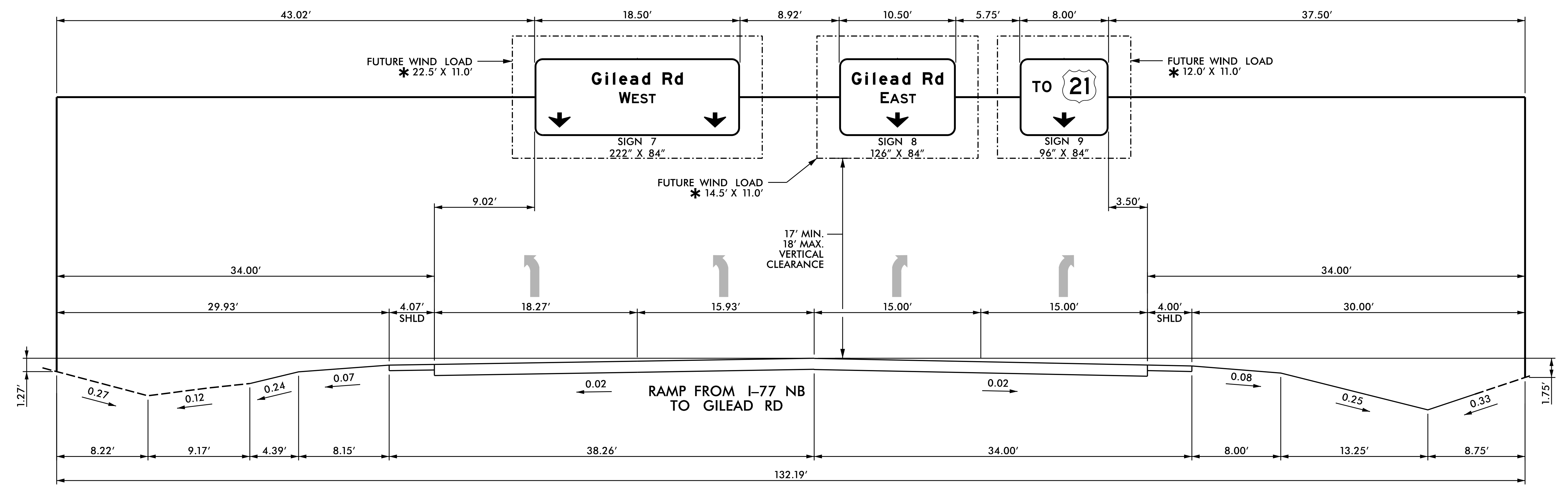
- IF THE CONTRACTOR BIDS ALUMINUM SIGN STRUCTURE, EACH SHALL BE PROVIDED WITH AN APPROVED HIGHWAY TRUSS DAMPER DEVICE IN ACCORDANCE WITH AASHTO SPECIFICATIONS.
- MOUNT SIGNS VERTICALLY CENTERED ON HORIZONTAL MEMBER OF STRUCTURE.
- FIELD VERIFICATION SHALL BE REQUIRED FOR ALL FOOTING ELEVATIONS, PER THE LATEST NCDOT STANDARD SPECIFICATIONS FOR ROADS AND STRUCTURES. PROVIDE FIELD VERIFICATION TO THE SIGNING SECTION.
- THE TOP OF THE FOOTING SHALL EXTEND AT LEAST 4 INCHES AND NOT MORE THAN 24 INCHES ABOVE THE HIGHEST POINT OF THE GROUND SURFACE AT THE FOOTING.
- SIGN HANGERS AND ATTACHMENT HARDWARE SHALL BE PROVIDED AND INSTALLED ON THE ASSEMBLY TO ACCOMMODATE ALL SIGNS SHOWN IN THIS PLAN SHEET.
- DESIGN AND CONSTRUCTION REQUIREMENTS FOR SIGN STRUCTURES SHALL ACCOMMODATE WIND VELOCITY OF 90 M.P.H.

*THESE DIMENSIONS SHALL BE USED FOR WIND LOAD AND DEAD LOAD COMPUTATIONS IN DESIGN OF STRUCTURE AND FOOTINGS. DESIGN AND CONSTRUCTION REQUIREMENTS FOR SIGN STRUCTURES SHALL ACCOMMODATE WIND VELOCITY OF 90 M.P.H.

HNTB
 HNTB NORTH CAROLINA, P.C.
 343 E. Six Forks Road, Suite 200
 Raleigh, North Carolina 27609
 NC License No: C-1554
 (919) 546-8997

**OVERHEAD SIGN STRUCTURE 'C'
 -RPB- STA. 14+50 LT**

TIP NO. I-5714 /U-5114	SHEET NO. SIGN-3C
APPROVED: <i>Charles A. Johnson, III</i> SBA1565847F5446	
DATE: 4/23/2018	
SEAL	
	
DOCUMENT NOT CONSIDERED FINAL UNLESS ALL SIGNATURES COMPLETED	




NOTES:

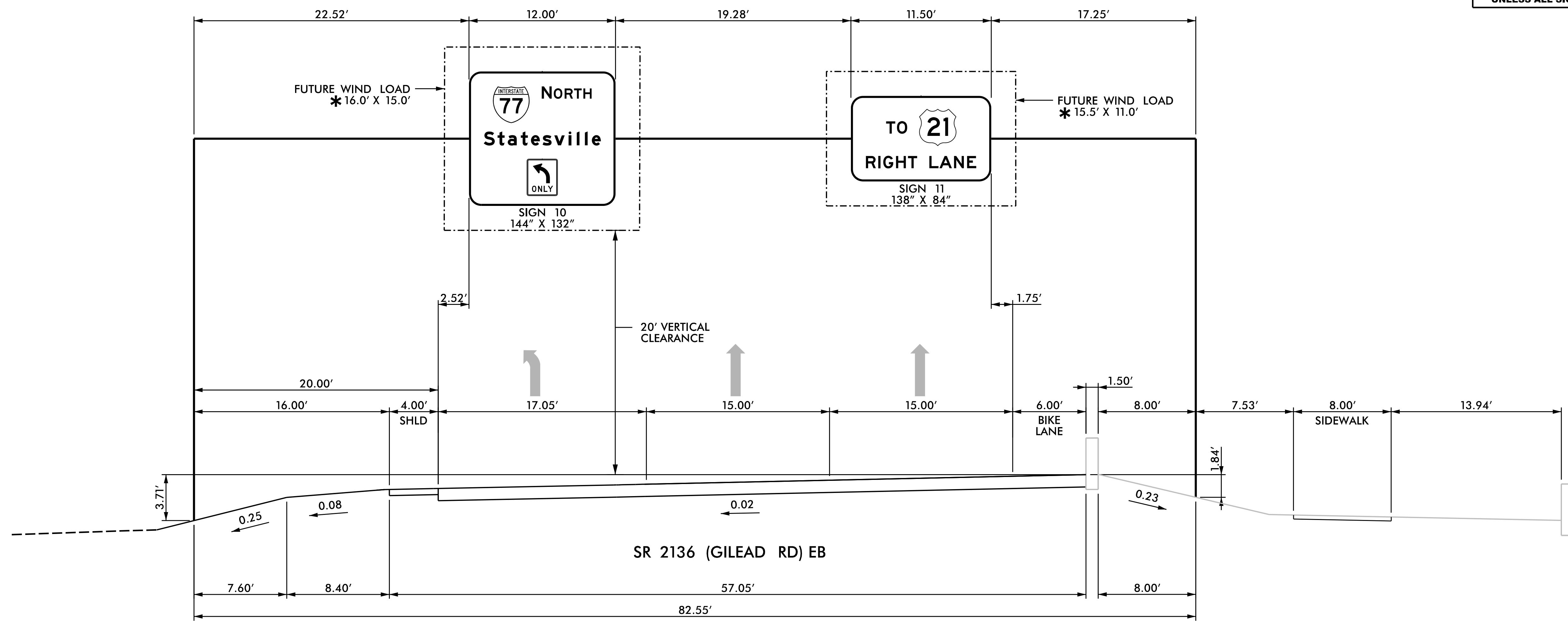
- IF THE CONTRACTOR BIDS ALUMINUM SIGN STRUCTURE, EACH SHALL BE PROVIDED WITH AN APPROVED HIGHWAY TRUSS DAMPER DEVICE IN ACCORDANCE WITH AASHTO SPECIFICATIONS.
- MOUNT SIGNS VERTICALLY CENTERED ON HORIZONTAL MEMBER OF STRUCTURE.
- FIELD VERIFICATION SHALL BE REQUIRED FOR ALL FOOTING ELEVATIONS, PER THE LATEST NCDOT STANDARD SPECIFICATIONS FOR ROADS AND STRUCTURES. PROVIDE FIELD VERIFICATION TO THE SIGNING SECTION.
- THE TOP OF THE FOOTING SHALL EXTEND AT LEAST 4 INCHES AND NOT MORE THAN 24 INCHES ABOVE THE HIGHEST POINT OF THE GROUND SURFACE AT THE FOOTING.
- SIGN HANGERS AND ATTACHMENT HARDWARE SHALL BE PROVIDED AND INSTALLED ON THE ASSEMBLY TO ACCOMMODATE ALL SIGNS SHOWN IN THIS PLAN SHEET.
- DESIGN AND CONSTRUCTION REQUIREMENTS FOR SIGN STRUCTURES SHALL ACCOMMODATE WIND VELOCITY OF 90 M.P.H.

*THESE DIMENSIONS SHALL BE USED FOR WIND LOAD AND DEAD LOAD COMPUTATIONS IN DESIGN OF STRUCTURE AND FOOTINGS. DESIGN AND CONSTRUCTION REQUIREMENTS FOR SIGN STRUCTURES SHALL ACCOMMODATE WIND VELOCITY OF 90 M.P.H.

HNTB
HNTB NORTH CAROLINA, P.C.
343 E. Six Forks Road, Suite 200
Raleigh, North Carolina 27609
NC License No: C-1554
(919) 546-8997

OVERHEAD SIGN STRUCTURE 'D'
-RPD- STA. 25+00

TIP NO. I-5714 /U-5114	SHEET NO. SIGN-3D
APPROVED: <i>Charles A. Johnson, III</i> <small>98A1955B47F54A6</small>	
DATE: 4/23/2018	
SEAL	
	
DOCUMENT NOT CONSIDERED FINAL UNLESS ALL SIGNATURES COMPLETED	




NOTES:

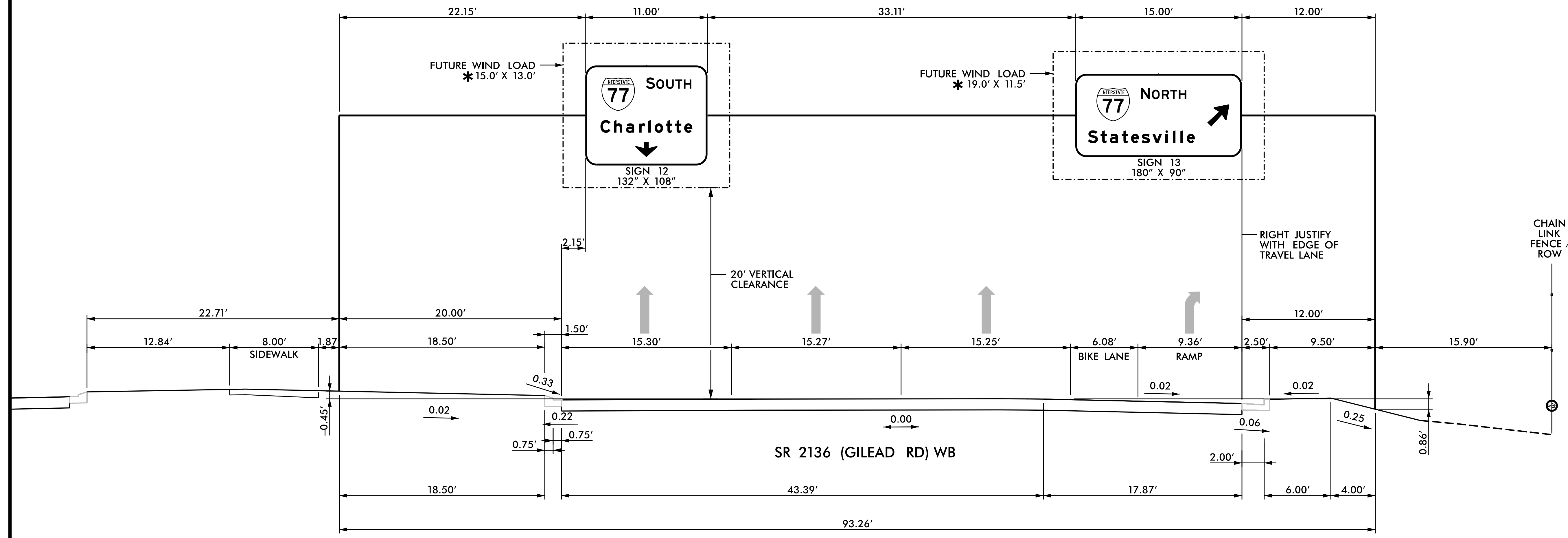
- IF THE CONTRACTOR BIDS ALUMINUM SIGN STRUCTURE, EACH SHALL BE PROVIDED WITH AN APPROVED HIGHWAY TRUSS DAMPER DEVICE IN ACCORDANCE WITH AASHTO SPECIFICATIONS.
- MOUNT SIGNS VERTICALLY CENTERED ON HORIZONTAL MEMBER OF STRUCTURE.
- FIELD VERIFICATION SHALL BE REQUIRED FOR ALL FOOTING ELEVATIONS, PER THE LATEST NCDOT STANDARD SPECIFICATIONS FOR ROADS AND STRUCTURES. PROVIDE FIELD VERIFICATION TO THE SIGNING SECTION.
- THE TOP OF THE FOOTING SHALL EXTEND AT LEAST 4 INCHES AND NOT MORE THAN 24 INCHES ABOVE THE HIGHEST POINT OF THE GROUND SURFACE AT THE FOOTING.
- SIGN HANGERS AND ATTACHMENT HARDWARE SHALL BE PROVIDED AND INSTALLED ON THE ASSEMBLY TO ACCOMMODATE ALL SIGNS SHOWN IN THIS PLAN SHEET.
- DESIGN AND CONSTRUCTION REQUIREMENTS FOR SIGN STRUCTURES SHALL ACCOMMODATE WIND VELOCITY OF 90 M.P.H.

*THESE DIMENSIONS SHALL BE USED FOR WIND LOAD AND DEAD LOAD COMPUTATIONS IN DESIGN OF STRUCTURE AND FOOTINGS. DESIGN AND CONSTRUCTION REQUIREMENTS FOR SIGN STRUCTURES SHALL ACCOMMODATE WIND VELOCITY OF 90 M.P.H.

HNTB
 HNTB NORTH CAROLINA, P.C.
 343 E. Six Forks Road, Suite 200
 Raleigh, North Carolina 27609
 NC License No: C-1554
 (919) 546-8997

**OVERHEAD SIGN STRUCTURE 'E'
 -Y- STA. 29+50 LT**

TIP NO. I-5714 /U-5114	SHEET NO. SIGN-3E
APPROVED: <i>Charles A. Johnson, III</i> <small>DocuSigned by: 58A1955B47F54A6</small>	
DATE: 4/23/2018	
SEAL	
	
DOCUMENT NOT CONSIDERED FINAL UNLESS ALL SIGNATURES COMPLETED	




NOTES:

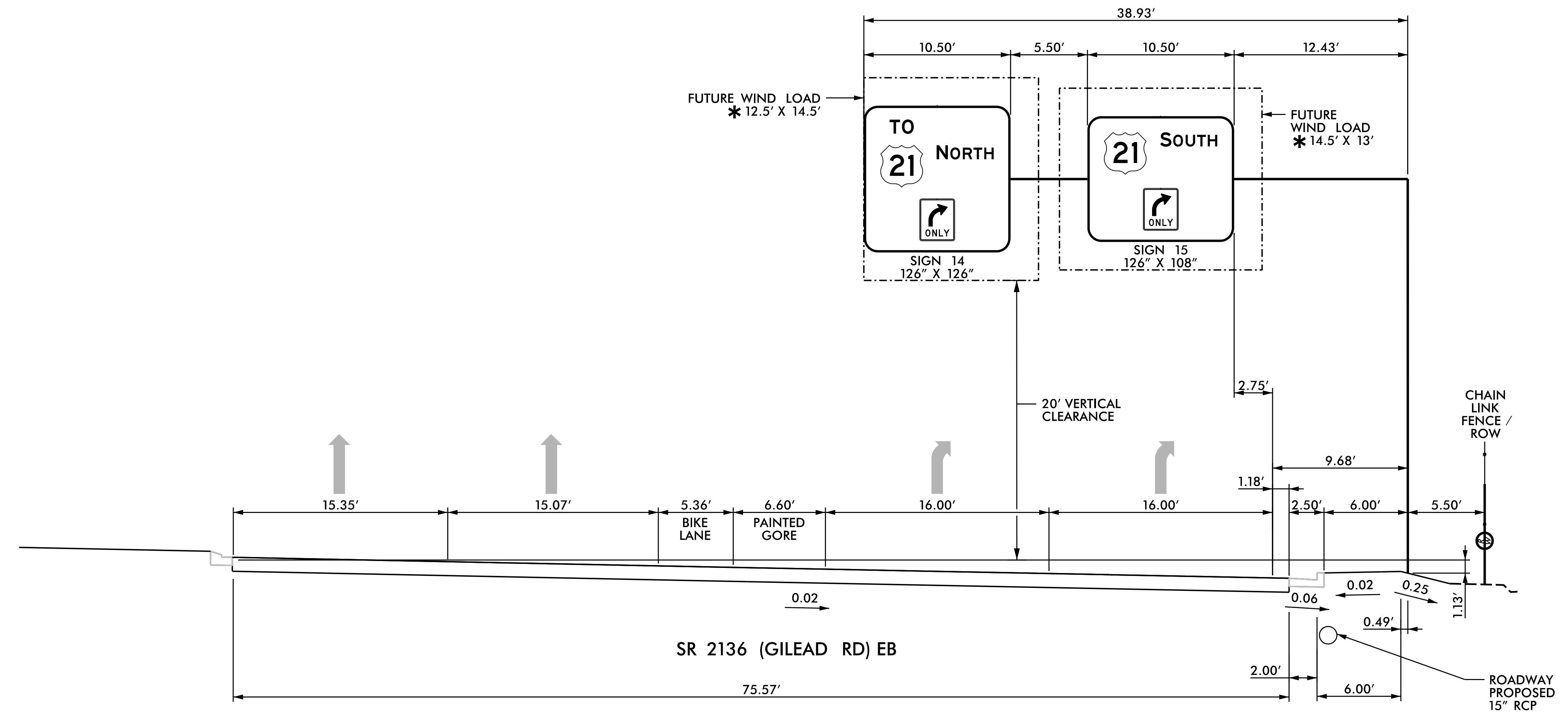
- IF THE CONTRACTOR BIDS ALUMINUM SIGN STRUCTURE, EACH SHALL BE PROVIDED WITH AN APPROVED HIGHWAY TRUSS DAMPER DEVICE IN ACCORDANCE WITH AASHTO SPECIFICATIONS.
- MOUNT SIGNS VERTICALLY CENTERED ON HORIZONTAL MEMBER OF STRUCTURE.
- FIELD VERIFICATION SHALL BE REQUIRED FOR ALL FOOTING ELEVATIONS, PER THE LATEST NCDOT STANDARD SPECIFICATIONS FOR ROADS AND STRUCTURES. PROVIDE FIELD VERIFICATION TO THE SIGNING SECTION.
- THE TOP OF THE FOOTING SHALL EXTEND AT LEAST 4 INCHES AND NOT MORE THAN 24 INCHES ABOVE THE HIGHEST POINT OF THE GROUND SURFACE AT THE FOOTING.
- SIGN HANGERS AND ATTACHMENT HARDWARE SHALL BE PROVIDED AND INSTALLED ON THE ASSEMBLY TO ACCOMMODATE ALL SIGNS SHOWN IN THIS PLAN SHEET.
- DESIGN AND CONSTRUCTION REQUIREMENTS FOR SIGN STRUCTURES SHALL ACCOMMODATE WIND VELOCITY OF 90 M.P.H.

*THESE DIMENSIONS SHALL BE USED FOR WIND LOAD AND DEAD LOAD COMPUTATIONS IN DESIGN OF STRUCTURE AND FOOTINGS. DESIGN AND CONSTRUCTION REQUIREMENTS FOR SIGN STRUCTURES SHALL ACCOMMODATE WIND VELOCITY OF 90 M.P.H.

HNTB
 HNTB NORTH CAROLINA, P.C.
 343 E. Six Forks Road, Suite 200
 Raleigh, North Carolina 27609
 NC License No: C-1554
 (919) 546-8997

**OVERHEAD SIGN STRUCTURE 'F'
 -Y- STA. 32+75 LT**

TIP NO. I-5714 /U-5114	SHEET NO. SIGN-3F
APPROVED: <i>Charles A. Johnson, III</i> <small>58A1958B47F54A6</small>	
DATE: 4/24/2018	
SEAL	
	
DOCUMENT NOT CONSIDERED FINAL UNLESS ALL SIGNATURES COMPLETED	



USE DRILLED SHAFTS WHERE RIGHT OF WAY IS LIMITED.


NOTES:

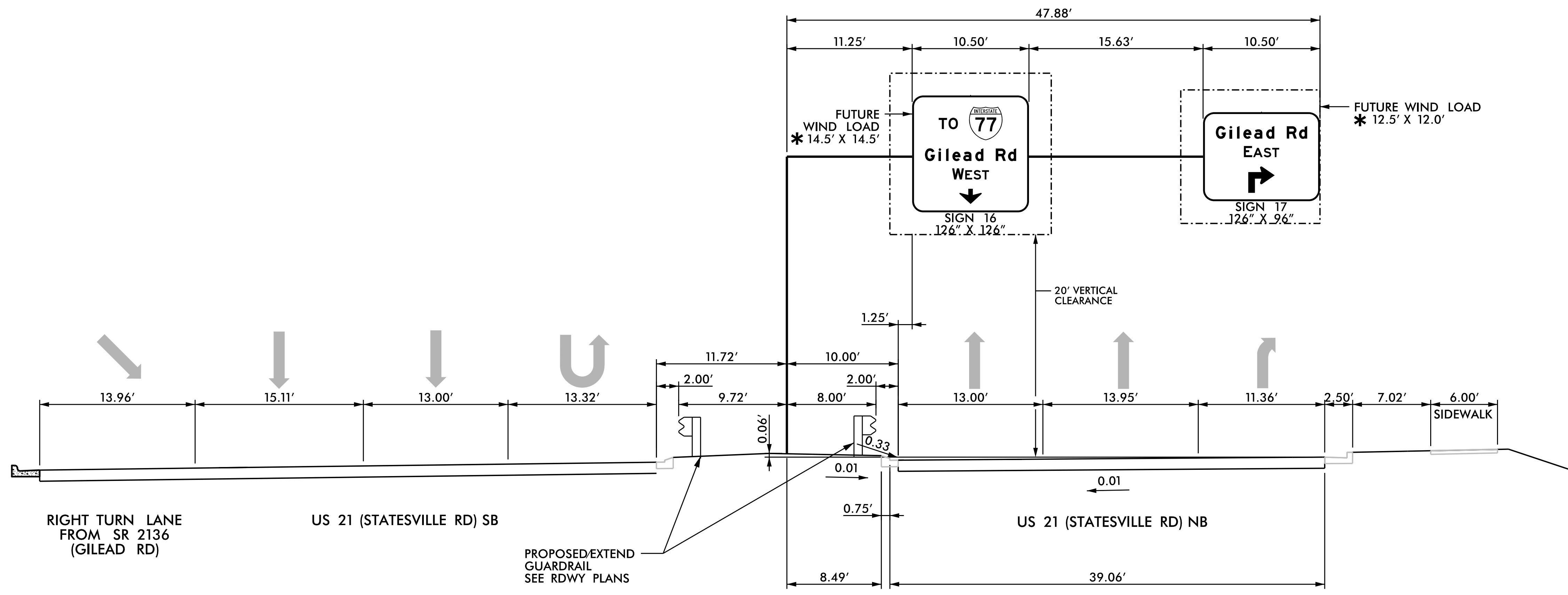
- IF THE CONTRACTOR BIDS ALUMINUM SIGN STRUCTURE, EACH SHALL BE PROVIDED WITH AN APPROVED HIGHWAY TRUSS DAMPER DEVICE IN ACCORDANCE WITH AASHTO SPECIFICATIONS.
- MOUNT SIGNS VERTICALLY CENTERED ON HORIZONTAL MEMBER OF STRUCTURE.
- FIELD VERIFICATION SHALL BE REQUIRED FOR ALL FOOTING ELEVATIONS, PER THE LATEST NCDOT STANDARD SPECIFICATIONS FOR ROADS AND STRUCTURES. PROVIDE FIELD VERIFICATION TO THE SIGNING SECTION.
- THE TOP OF THE FOOTING SHALL EXTEND AT LEAST 4 INCHES AND NOT MORE THAN 24 INCHES ABOVE THE HIGHEST POINT OF THE GROUND SURFACE AT THE FOOTING.
- SIGN HANGERS AND ATTACHMENT HARDWARE SHALL BE PROVIDED AND INSTALLED ON THE ASSEMBLY TO ACCOMMODATE ALL SIGNS SHOWN IN THIS PLAN SHEET.
- DESIGN AND CONSTRUCTION REQUIREMENTS FOR SIGN STRUCTURES SHALL ACCOMMODATE WIND VELOCITY OF 90 M.P.H.

***THESE DIMENSIONS SHALL BE USED FOR WIND LOAD AND DEAD LOAD COMPUTATIONS IN DESIGN OF STRUCTURE AND FOOTINGS. DESIGN AND CONSTRUCTION REQUIREMENTS FOR SIGN STRUCTURES SHALL ACCOMMODATE WIND VELOCITY OF 90 M.P.H.**

HNTB
HNTB NORTH CAROLINA, P.C.
 343 E. Six Forks Road, Suite 200
 Raleigh, North Carolina 27609
 NC License No: C-1554
 (919) 546-8997

**OVERHEAD SIGN STRUCTURE 'G'
-Y- STA. 34+00**

TIP NO. I-5714 /U-5114	SHEET NO. SIGN-3G
APPROVED: <i>Charles A. Johnson, III</i> 98A1985B47F54A8	
DATE: 4/23/2018	
SEAL	
	
DOCUMENT NOT CONSIDERED FINAL UNLESS ALL SIGNATURES COMPLETED	




NOTES:

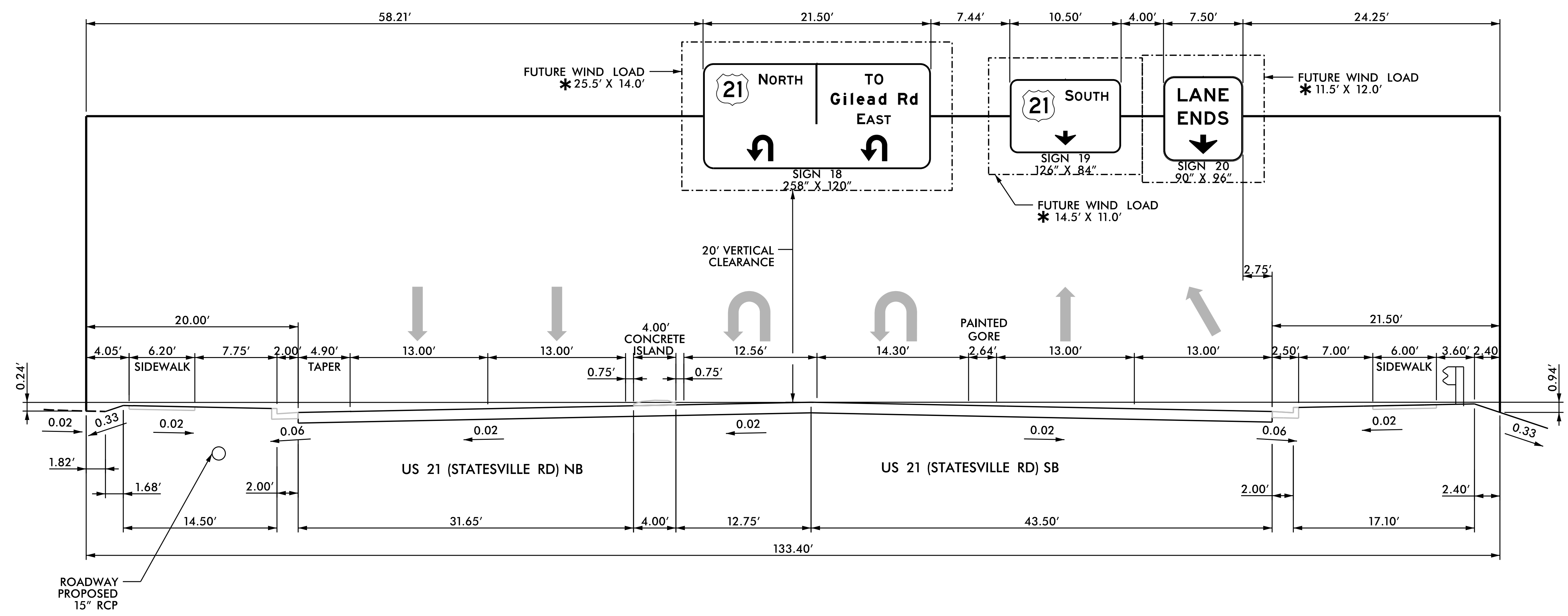
- IF THE CONTRACTOR BIDS ALUMINUM SIGN STRUCTURE, EACH SHALL BE PROVIDED WITH AN APPROVED HIGHWAY TRUSS DAMPER DEVICE IN ACCORDANCE WITH AASHTO SPECIFICATIONS.
- MOUNT SIGNS VERTICALLY CENTERED ON HORIZONTAL MEMBER OF STRUCTURE.
- FIELD VERIFICATION SHALL BE REQUIRED FOR ALL FOOTING ELEVATIONS, PER THE LATEST NCDOT STANDARD SPECIFICATIONS FOR ROADS AND STRUCTURES. PROVIDE FIELD VERIFICATION TO THE SIGNING SECTION.
- THE TOP OF THE FOOTING SHALL EXTEND AT LEAST 4 INCHES AND NOT MORE THAN 24 INCHES ABOVE THE HIGHEST POINT OF THE GROUND SURFACE AT THE FOOTING.
- SIGN HANGERS AND ATTACHMENT HARDWARE SHALL BE PROVIDED AND INSTALLED ON THE ASSEMBLY TO ACCOMMODATE ALL SIGNS SHOWN IN THIS PLAN SHEET.
- DESIGN AND CONSTRUCTION REQUIREMENTS FOR SIGN STRUCTURES SHALL ACCOMMODATE WIND VELOCITY OF 90 M.P.H.

*THESE DIMENSIONS SHALL BE USED FOR WIND LOAD AND DEAD LOAD COMPUTATIONS IN DESIGN OF STRUCTURE AND FOOTINGS. DESIGN AND CONSTRUCTION REQUIREMENTS FOR SIGN STRUCTURES SHALL ACCOMMODATE WIND VELOCITY OF 90 M.P.H.

HNTB
 HNTB NORTH CAROLINA, P.C.
 343 E. Six Forks Road, Suite 200
 Raleigh, North Carolina 27609
 NC License No: C-1554
 (919) 546-8997

**OVERHEAD SIGN STRUCTURE 'H'
 -L- STA. 47+50 LT**

TIP NO. I-5714 /U-5114	SHEET NO. SIGN-3H
APPROVED: <i>Charles A. Johnson, III</i> <small>58A1958B47F54A6</small>	
DATE: 4/24/2018	
SEAL	
	
DOCUMENT NOT CONSIDERED FINAL UNLESS ALL SIGNATURES COMPLETED	




NOTES:

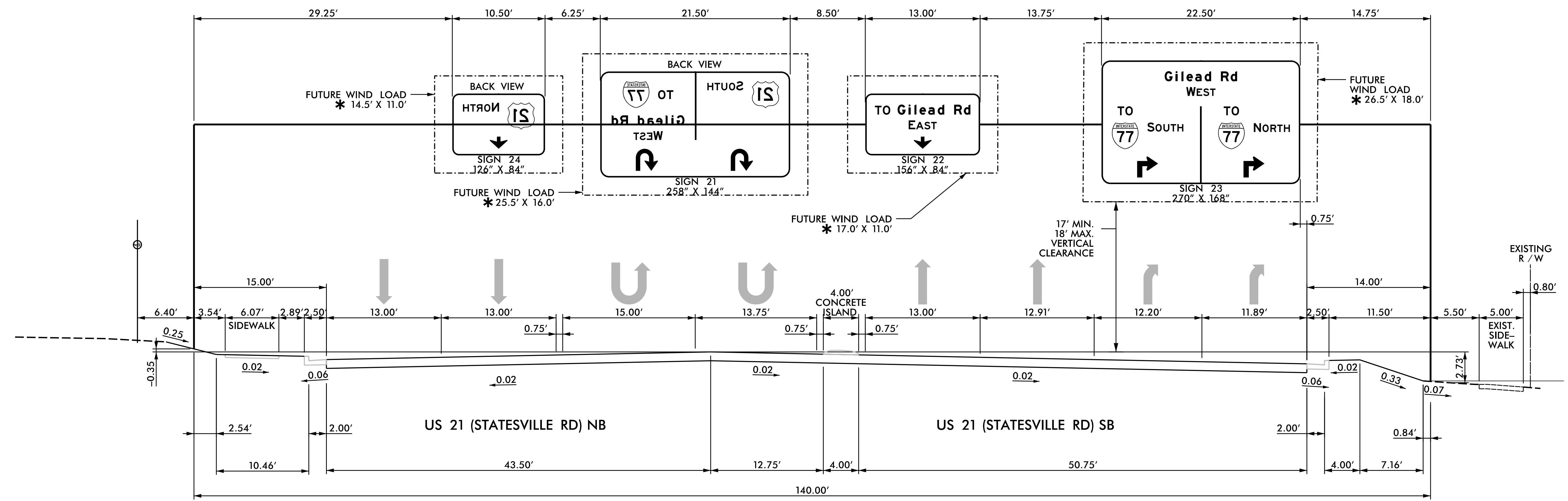
- IF THE CONTRACTOR BIDS ALUMINUM SIGN STRUCTURE, EACH SHALL BE PROVIDED WITH AN APPROVED HIGHWAY TRUSS DAMPER DEVICE IN ACCORDANCE WITH AASHTO SPECIFICATIONS.
- MOUNT SIGNS VERTICALLY CENTERED ON HORIZONTAL MEMBER OF STRUCTURE.
- FIELD VERIFICATION SHALL BE REQUIRED FOR ALL FOOTING ELEVATIONS, PER THE LATEST NCDOT STANDARD SPECIFICATIONS FOR ROADS AND STRUCTURES. PROVIDE FIELD VERIFICATION TO THE SIGNING SECTION.
- THE TOP OF THE FOOTING SHALL EXTEND AT LEAST 4 INCHES AND NOT MORE THAN 24 INCHES ABOVE THE HIGHEST POINT OF THE GROUND SURFACE AT THE FOOTING.
- SIGN HANGERS AND ATTACHMENT HARDWARE SHALL BE PROVIDED AND INSTALLED ON THE ASSEMBLY TO ACCOMMODATE ALL SIGNS SHOWN IN THIS PLAN SHEET.
- DESIGN AND CONSTRUCTION REQUIREMENTS FOR SIGN STRUCTURES SHALL ACCOMMODATE WIND VELOCITY OF 90 M.P.H.

*THESE DIMENSIONS SHALL BE USED FOR WIND LOAD AND DEAD LOAD COMPUTATIONS IN DESIGN OF STRUCTURE AND FOOTINGS. DESIGN AND CONSTRUCTION REQUIREMENTS FOR SIGN STRUCTURES SHALL ACCOMMODATE WIND VELOCITY OF 90 M.P.H.

HNTB
 HNTB NORTH CAROLINA, P.C.
 343 E. Six Forks Road, Suite 200
 Raleigh, North Carolina 27609
 NC License No: C-1554
 (919) 546-8997

OVERHEAD SIGN STRUCTURE 'I'
-L- STA. 52+20

TIP NO. I-5714 / U-5114	SHEET NO. SIGN-31
APPROVED: <i>Charles A. Johnson, III</i> 58A1958B47F54A6	
DATE: 4/23/2018	
SEAL	
	
DOCUMENT NOT CONSIDERED FINAL UNLESS ALL SIGNATURES COMPLETED	



USE DRILLED SHAFTS WHERE RIGHT OF WAY IS LIMITED.

NOTES:

- IF THE CONTRACTOR BIDS ALUMINUM SIGN STRUCTURE, EACH SHALL BE PROVIDED WITH AN APPROVED HIGHWAY TRUSS DAMPER DEVICE IN ACCORDANCE WITH AASHTO SPECIFICATIONS.
- MOUNT SIGNS VERTICALLY CENTERED ON HORIZONTAL MEMBER OF STRUCTURE.
- FIELD VERIFICATION SHALL BE REQUIRED FOR ALL FOOTING ELEVATIONS, PER THE LATEST NCDOT STANDARD SPECIFICATIONS FOR ROADS AND STRUCTURES. PROVIDE FIELD VERIFICATION TO THE SIGNING SECTION.
- THE TOP OF THE FOOTING SHALL EXTEND AT LEAST 4 INCHES AND NOT MORE THAN 24 INCHES ABOVE THE HIGHEST POINT OF THE GROUND SURFACE AT THE FOOTING.
- SIGN HANGERS AND ATTACHMENT HARDWARE SHALL BE PROVIDED AND INSTALLED ON THE ASSEMBLY TO ACCOMMODATE ALL SIGNS SHOWN IN THIS PLAN SHEET.
- DESIGN AND CONSTRUCTION REQUIREMENTS FOR SIGN STRUCTURES SHALL ACCOMMODATE WIND VELOCITY OF 90 M.P.H.


*THESE DIMENSIONS SHALL BE USED FOR WIND LOAD AND DEAD LOAD COMPUTATIONS IN DESIGN OF STRUCTURE AND FOOTINGS. DESIGN AND CONSTRUCTION REQUIREMENTS FOR SIGN STRUCTURES SHALL ACCOMMODATE WIND VELOCITY OF 90 M.P.H.

HNTB
 HNTB NORTH CAROLINA, P.C.
 343 E. Six Forks Road, Suite 200
 Raleigh, North Carolina 27609
 NC License No: C-1554
 (919) 546-8997

OVERHEAD SIGN STRUCTURE 'J'
-L- STA. 43+00

APPROVED: *Charles A. Johnson, III*
DocuSigned by:
 Charles A. Johnson, III
 98A1955B47F54A6

DATE: 4/23/2018

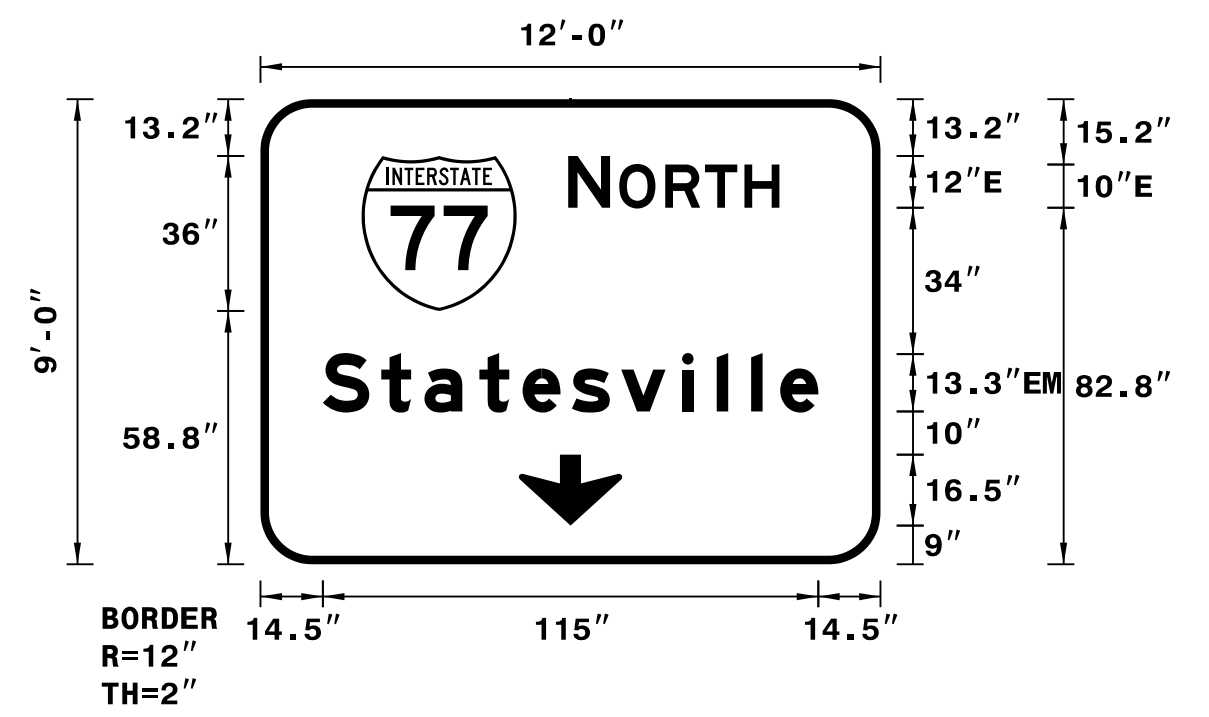


**DOCUMENT NOT CONSIDERED FINAL
 UNLESS ALL SIGNATURES COMPLETED**

SIGN NUMBER: 1
 TYPE: A (OVHD)
 QUANTITY: 1
 SIGN WIDTH: 12'-0"
 HEIGHT: 9'-0"
 TOTAL AREA: 108.0 Sq.Ft.
 BORDER TYPE: FLUSH
 RECESS: 0"
 WIDTH: 2"
 RADII: 12"
 NO. Z BARS: 3
 LENGTH: 136.0

SYMBOL	X	Y	WID	HT
M1_1	23.5	58.8	36	36
Type C Arrow	60	9	24	16.5

DESIGN BY: JTT
 PROJECT ID: I-5714/U-5114
 CHECKED BY: TRT/ADK
 DIV: 10
 DATE: August 2017



- NOTES:
- Legend and border shall be direct applied Grade A reflective sheeting.
 - Arrow and shield shall be Grade A reflective sheeting on 0.032" aluminum and demountable.
 - Background shall be Grade C reflective sheeting.

LETTER POSITIONS

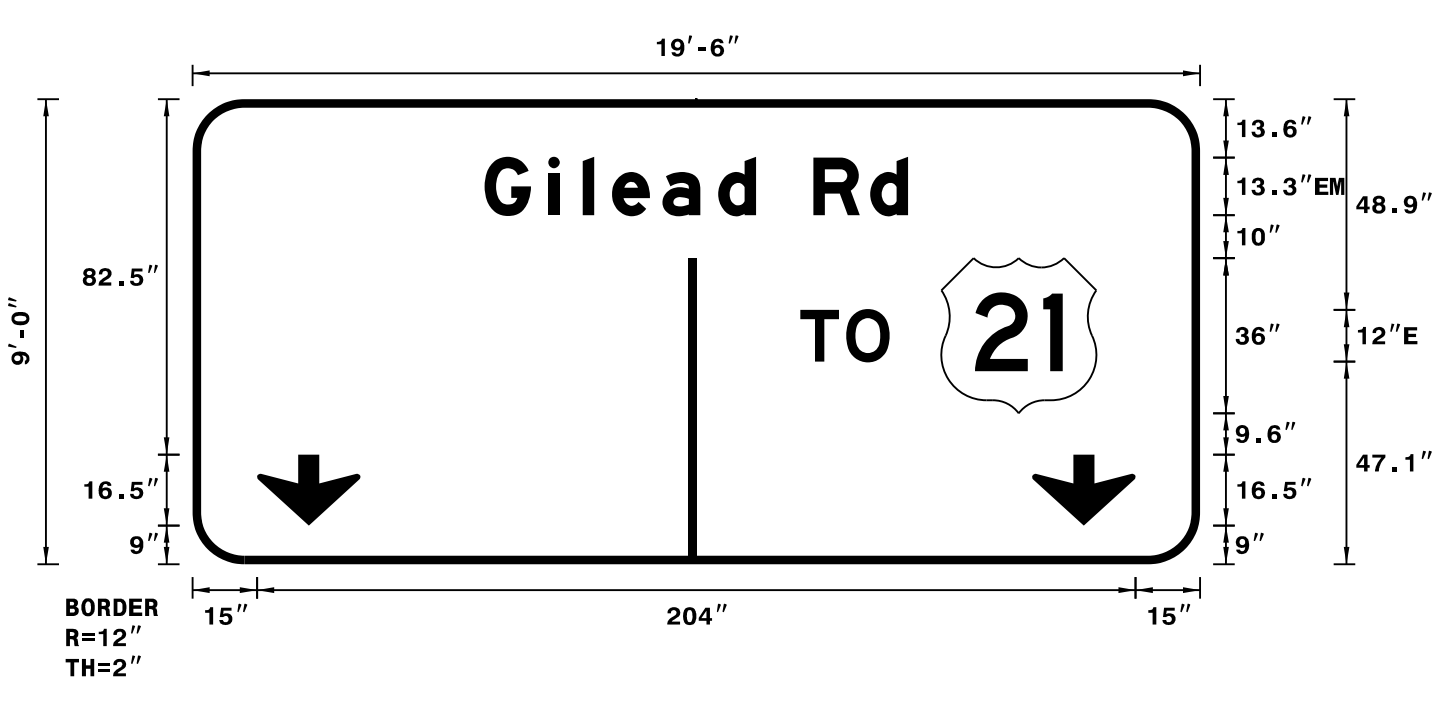
Letter spacings are to start of next letter

	N	O	R	T	H		Series/Size
							Text Length
	71.5	9.7	2.1	10.7	9.2	8.1	E 2000
							49
	S	t	a	t	e	s	EM 2000
	14.5	13.6	10	12.8	10	11.5	115

SIGN NUMBER: 2
 TYPE: A (OVHD)
 QUANTITY: 1
 SIGN WIDTH: 19'-6"
 HEIGHT: 9'-0"
 TOTAL AREA: 175.5 Sq.Ft.
 BORDER TYPE: FLUSH
 RECESS: 0"
 WIDTH: 2"
 RADII: 12"
 NO. Z BARS: 3
 LENGTH: 226.0

SYMBOL	X	Y	WID	HT
M1_4	217.5	63.1	36	36
Type C Arrow	59	37	24	16.5
Type C Arrow	239	37	24	16.5

DESIGN BY: JTT
 PROJECT ID: I-5714/U-5114
 CHECKED BY: TRT/ADK
 DIV: 10
 DATE: August 2017



- NOTES:
- Legend and border shall be direct applied Grade A reflective sheeting.
 - Arrows and shield shall be Grade A reflective sheeting on 0.032" aluminum and demountable.
 - Background shall be Grade C reflective sheeting.

LETTER POSITIONS

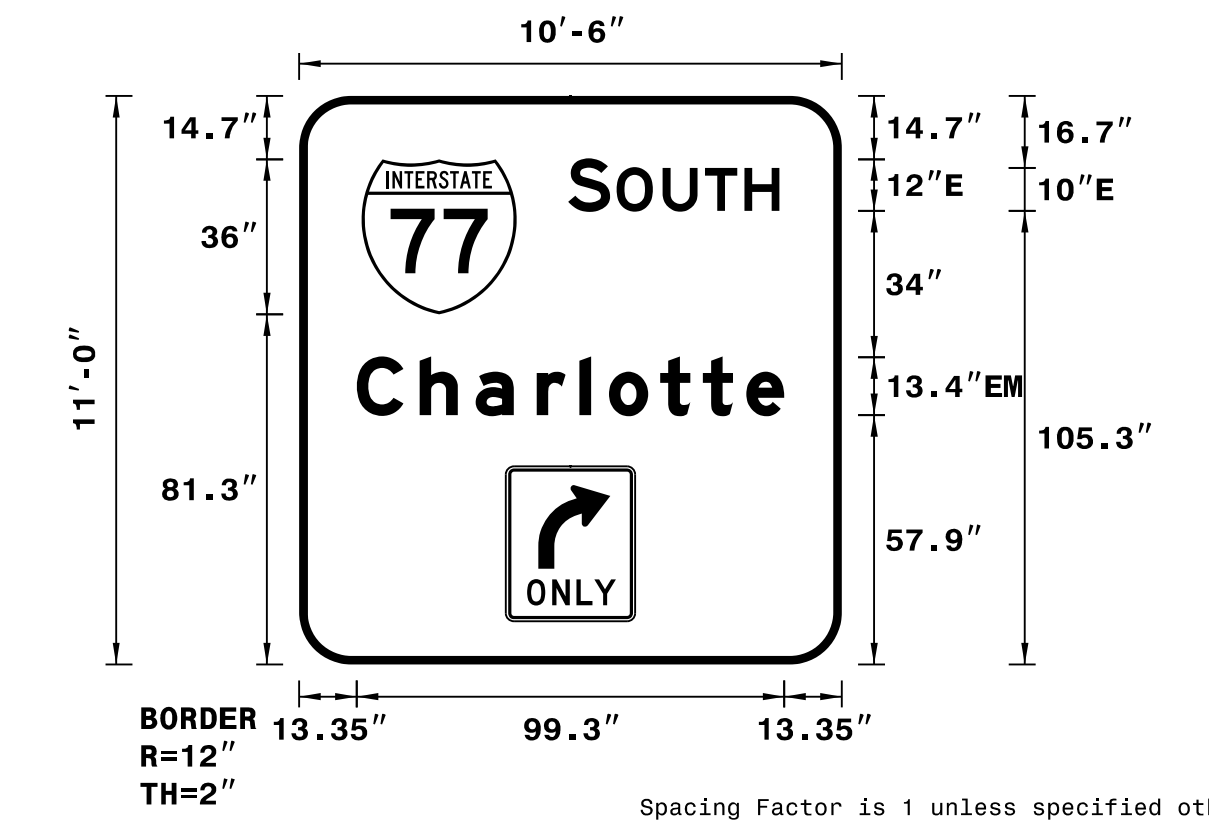
Letter spacings are to start of next letter

	G	i	l	e	a	d	R	d		Series/Size
										Text Length
	111.8	14.8	8	6.8	11.7	12.9	8.8	13.3	13.2	E 2000
										98.4
	T	O								E 2000
	185.1	10.7	10.1	125.9						20.8

SIGN NUMBER: 3
 TYPE: A (OVHD)
 QUANTITY: 1
 SIGN WIDTH: 10'-6"
 HEIGHT: 11'-0"
 TOTAL AREA: 115.5 Sq.Ft.
 BORDER TYPE: FLUSH
 RECESS: 0"
 WIDTH: 2"
 RADII: 12"
 NO. Z BARS: 3
 LENGTH: 118.0

SYMBOL	X	Y	WID	HT
M1_1	14.5	81.3	36	36
R3-5(R)	48	10	30	36

DESIGN BY: JTT
 PROJECT ID: I-5714/U-5114
 CHECKED BY: TRT/ADK
 DIV: 10
 DATE: August 2017



- NOTES:
- Legend and border shall be direct applied Grade A reflective sheeting.
 - Shield shall be Grade A reflective sheeting on 0.032" aluminum and demountable.
 - Background shall be Grade C reflective sheeting.
 - R3-5(R) shall be Grade A white reflective sheeting on 0.032" aluminum and demountable. Legend and arrow shall be direct applied non-reflective sheeting.

LETTER POSITIONS

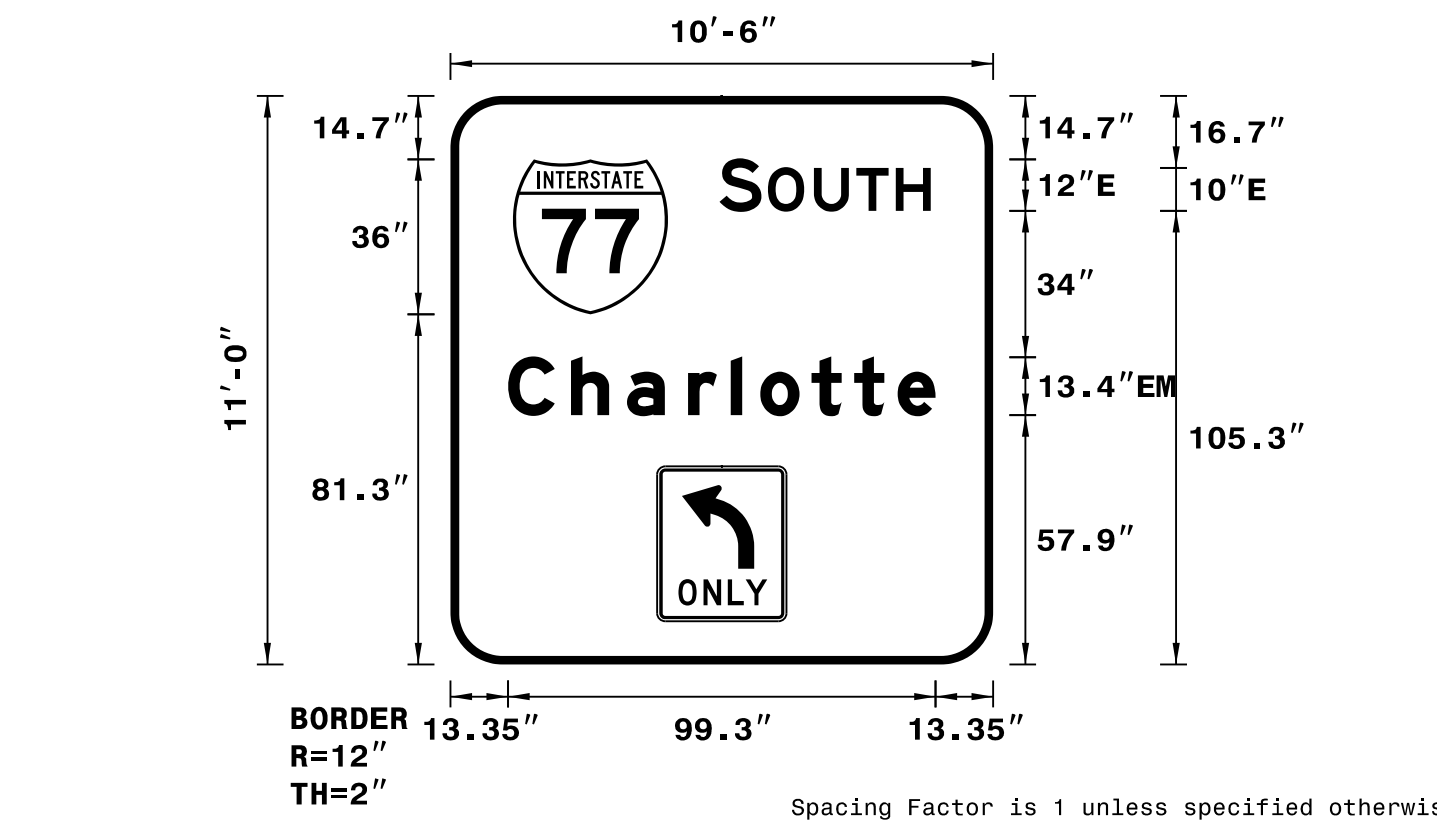
Letter spacings are to start of next letter

	S	O	U	T	H		Series/Size
							Text Length
	62.5	9.7	1.5	10.7	9.8	8.1	E 2000
							49
	C	h	a	r	l	o	EM 2000
	13.4	14.6	13	14.2	9.9	8.8	99.3

SIGN NUMBER: 4
 TYPE: A (OVHD)
 QUANTITY: 1
 SIGN WIDTH: 10'-6"
 HEIGHT: 11'-0"
 TOTAL AREA: 115.5 Sq.Ft.
 BORDER TYPE: FLUSH
 RECESS: 0"
 WIDTH: 2"
 RADII: 12"
 NO. Z BARS: 3
 LENGTH: 118.0

SYMBOL	X	Y	WID	HT
M1_1	14.5	81.3	36	36
R3-5(L)	48	10	30	36

DESIGN BY: JTT
 PROJECT ID: I-5714/U-5114
 CHECKED BY: TRT/ADK
 DIV: 10
 DATE: August 2017



- NOTES:
- Legend and border shall be direct applied Grade A reflective sheeting.
 - Shield shall be Grade A reflective sheeting on 0.032" aluminum and demountable.
 - Background shall be Grade C reflective sheeting.
 - R3-5(L) shall be Grade A white reflective sheeting on 0.032" aluminum and demountable. Legend and arrow shall be direct applied non-reflective sheeting.


LETTER POSITIONS

Letter spacings are to start of next letter

	S	O	U	T	H		Series/Size
							Text Length
	62.5	9.7	1.5	10.7	9.8	8.1	E 2000
							49
	C	h	a	r	l	o	EM 2000
	13.4	14.6	13	14.2	9.9	8.8	99.3

APPROVED: *Charles A. Johnson, III*
DocuSigned by: Charles A. Johnson, III
 59A1565847F544E

DATE: 4/23/2018

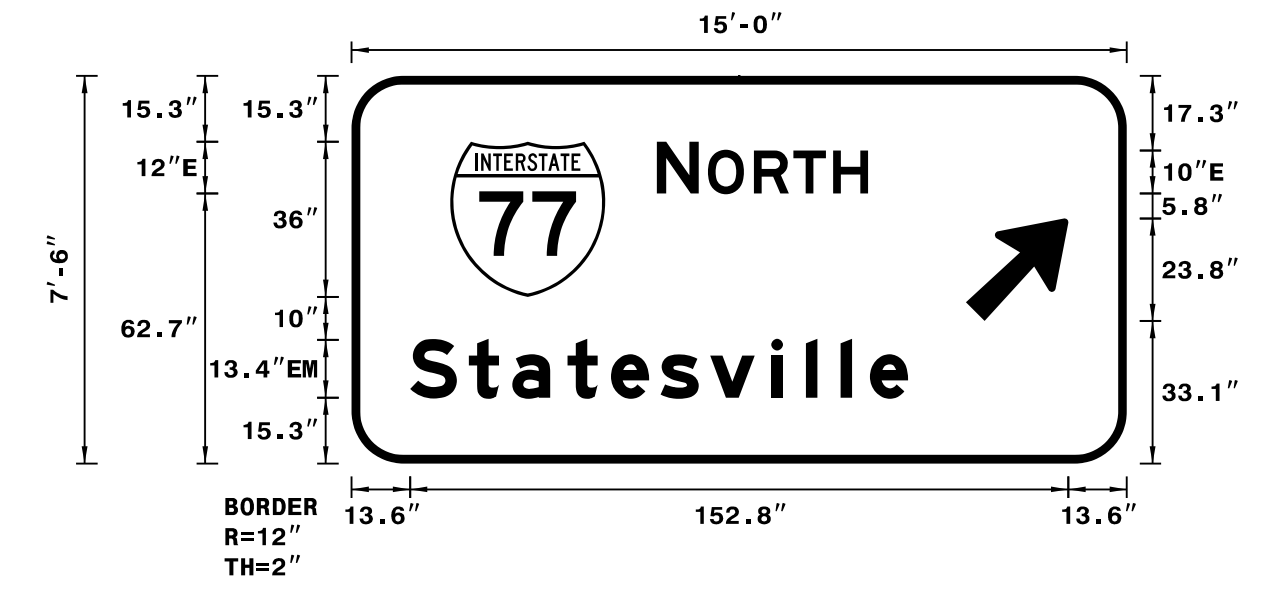


DOCUMENT NOT CONSIDERED FINAL
 UNLESS ALL SIGNATURES COMPLETED

SIGN NUMBER: 13
 TYPE: A (OVHD)
 QUANTITY: 1
 SIGN WIDTH: 15'-0"
 HEIGHT: 7'-6"
 TOTAL AREA: 112.5 Sq.Ft.
 BORDER TYPE: FLUSH
 RECESS: 0"
 WIDTH: 2"
 RADII: 12"
 NO. Z BARS: 3
 LENGTH: 172.0

SYMBOL	X	Y	WID	HT
M1_1	22.9	38.7	36	36
Type A Arrow	142.6	33.1	18.3	30

DESIGN BY: JTT CHECKED BY: TRT/ADK
 PROJECT ID: I-5714/U-5114 DIV: 10 DATE: August 2017



- NOTES:
- Legend and border shall be direct applied Grade A reflective sheeting.
 - Arrow and shield shall be Grade A reflective sheeting on 0.032" aluminum and demountable.
 - Background shall be Grade C reflective sheeting.
 - Center arrow vertically on sign.

Spacing Factor is 1 unless specified otherwise

LETTER POSITIONS

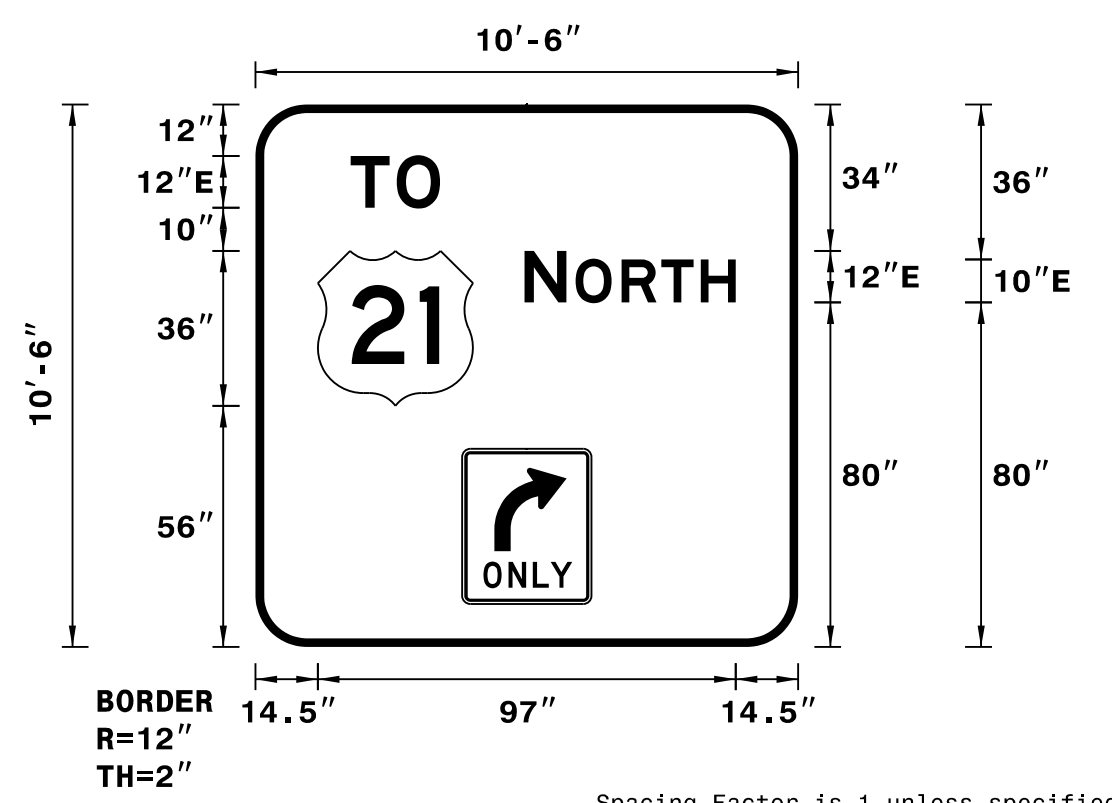
Letter spacings are to start of next letter

	N	O	R	T	H		Series/Size
							Text Length
	70.9	9.7	2.1	10.7	9.2	8.1	E 2000
							49
	S	t	a	t	e	s	EM 2000
	13.6	13.7	10	12.9	10	11.5	115.6

SIGN NUMBER: 14
 TYPE: A (OVHD)
 QUANTITY: 1
 SIGN WIDTH: 10'-6"
 HEIGHT: 10'-6"
 TOTAL AREA: 110.3 Sq.Ft.
 BORDER TYPE: FLUSH
 RECESS: 0"
 WIDTH: 2"
 RADII: 12"
 NO. Z BARS: 3
 LENGTH: 118.0

SYMBOL	X	Y	WID	HT
M1_4	14.5	56	36	36
R3-5(R)	48	10	30	36

DESIGN BY: JTT CHECKED BY: TRT/ADK
 PROJECT ID: I-5714/U-5114 DIV: 10 DATE: August 2017



- NOTES:
- Legend and border shall be direct applied Grade A reflective sheeting.
 - Shield shall be Grade A reflective sheeting on 0.032" aluminum and demountable.
 - Background shall be Grade C reflective sheeting.
 - R3-5(R) shall be Grade A white reflective sheeting on 0.032" aluminum and demountable. Legend and arrow shall be direct applied non-reflective sheeting.

Spacing Factor is 1 unless specified otherwise

LETTER POSITIONS

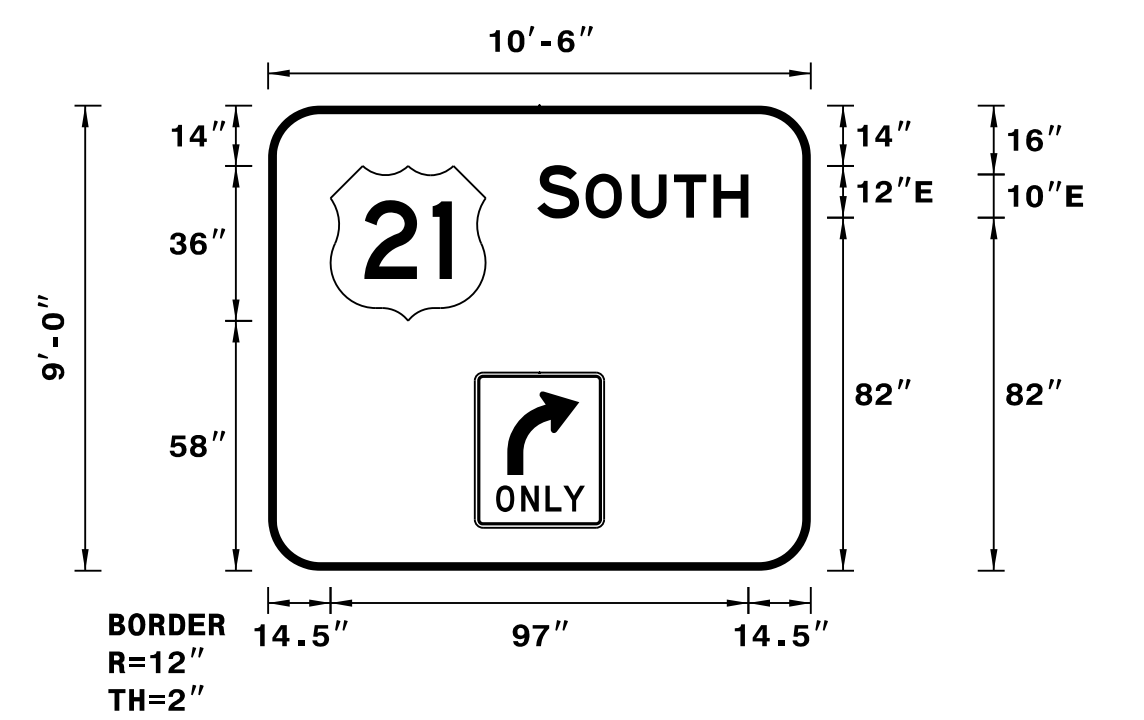
Letter spacings are to start of next letter

	T	O					Series/Size
							Text Length
	22.1	10.7	10.1	83.1			E 2000
							20.8
	N	O	R	T	H		E 2000
	62.5	9.7	2.1	10.7	9.2	8.1	49

SIGN NUMBER: 15
 TYPE: A (OVHD)
 QUANTITY: 1
 SIGN WIDTH: 10'-6"
 HEIGHT: 9'-0"
 TOTAL AREA: 94.5 Sq.Ft.
 BORDER TYPE: FLUSH
 RECESS: 0"
 WIDTH: 2"
 RADII: 12"
 NO. Z BARS: 3
 LENGTH: 118.0

SYMBOL	X	Y	WID	HT
M1_4	14.5	58	36	36
R3-5(R)	48	10	30	36

DESIGN BY: JTT CHECKED BY: TRT/ADK
 PROJECT ID: I-5714/U-5114 DIV: 10 DATE: August 2017



- NOTES:
- Legend and border shall be direct applied Grade A reflective sheeting.
 - Shield shall be Grade A reflective sheeting on 0.032" aluminum and demountable.
 - Background shall be Grade C reflective sheeting.
 - R3-5(R) shall be Grade A white reflective sheeting on 0.032" aluminum and demountable. Legend and arrow shall be direct applied non-reflective sheeting.

Spacing Factor is 1 unless specified otherwise

LETTER POSITIONS

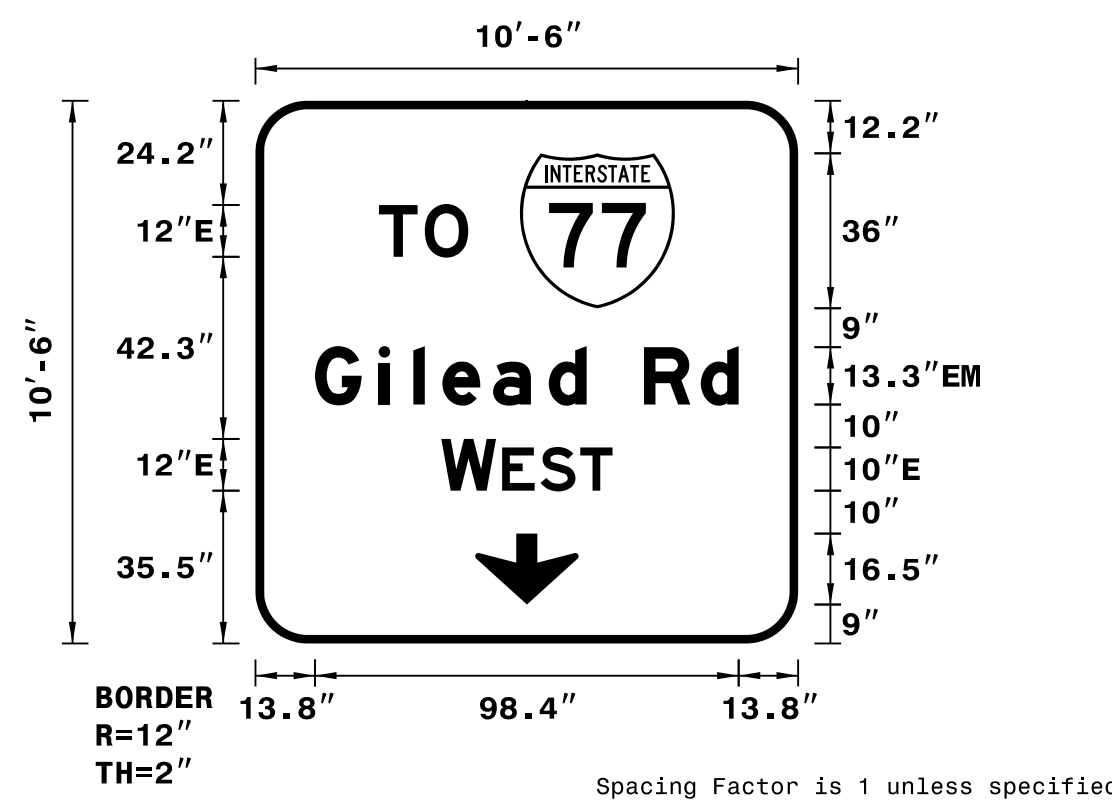
Letter spacings are to start of next letter

	S	O	U	T	H		Series/Size
							Text Length
	62.5	9.7	1.5	10.7	9.8	8.1	E 2000
							49

SIGN NUMBER: 16
 TYPE: A (OVHD)
 QUANTITY: 1
 SIGN WIDTH: 10'-6"
 HEIGHT: 10'-6"
 TOTAL AREA: 110.3 Sq.Ft.
 BORDER TYPE: FLUSH
 RECESS: 0"
 WIDTH: 2"
 RADII: 12"
 NO. Z BARS: 3
 LENGTH: 118.0

SYMBOL	X	Y	WID	HT
M1_1	61.4	77.8	36	36
Type C Arrow	51	9	24	16.5

DESIGN BY: JTT CHECKED BY: TRT/ADK
 PROJECT ID: I-5714/U-5114 DIV: 10 DATE: August 2017



- NOTES:
- Legend and border shall be direct applied Grade A reflective sheeting.
 - Arrow and shield shall be Grade A reflective sheeting on 0.032" aluminum and demountable.
 - Background shall be Grade C reflective sheeting.

Spacing Factor is 1 unless specified otherwise


LETTER POSITIONS

Letter spacings are to start of next letter

	T	O					Series/Size
							Text Length
	28.6	10.7	10.1	76.6			E 2000
							20.8
	G	i	l	e	a	d	EM 2000
	13.8	14.8	8	6.8	11.7	12.9	98.4
	W	E	S	T			E 2000
	43.1	12.7	1.4	8.9	9.2	7.5	39.8

APPROVED: Charles A. Johnson, III
DocuSigned by:
 59A1565847F546E

DATE: 4/23/2018

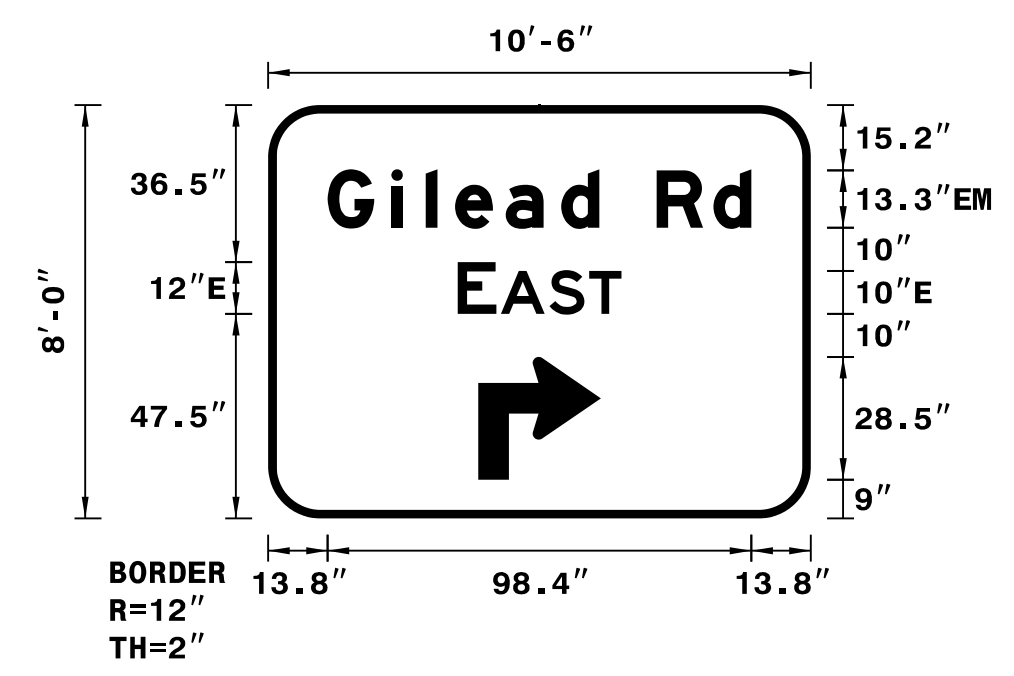


**DOCUMENT NOT CONSIDERED FINAL
 UNLESS ALL SIGNATURES COMPLETED**

SIGN NUMBER: 17
 TYPE: A (OVHD)
 QUANTITY: 1
 SIGN WIDTH: 10'-6"
 HEIGHT: 8'-0"
 TOTAL AREA: 84.0 Sq.Ft.
 BORDER TYPE: FLUSH
 RECESS: 0"
 WIDTH: 2"
 RADII: 12"
 NO. Z BARS: 3
 LENGTH: 118.0

SYMBOL	X	Y	WID	HT
Type A Arrow	48.8	9	28.5	28.5

DESIGN BY: JTT
 PROJECT ID: I-5714/U-5114
 CHECKED BY: TRT/ADK
 DIV: 10
 DATE: August 2017



NOTES:
 1. Legend and border shall be direct applied Grade A reflective sheeting.
 2. Arrow shall be Grade A reflective sheeting on 0.032" aluminum and demountable.
 3. Background shall be Grade C reflective sheeting.

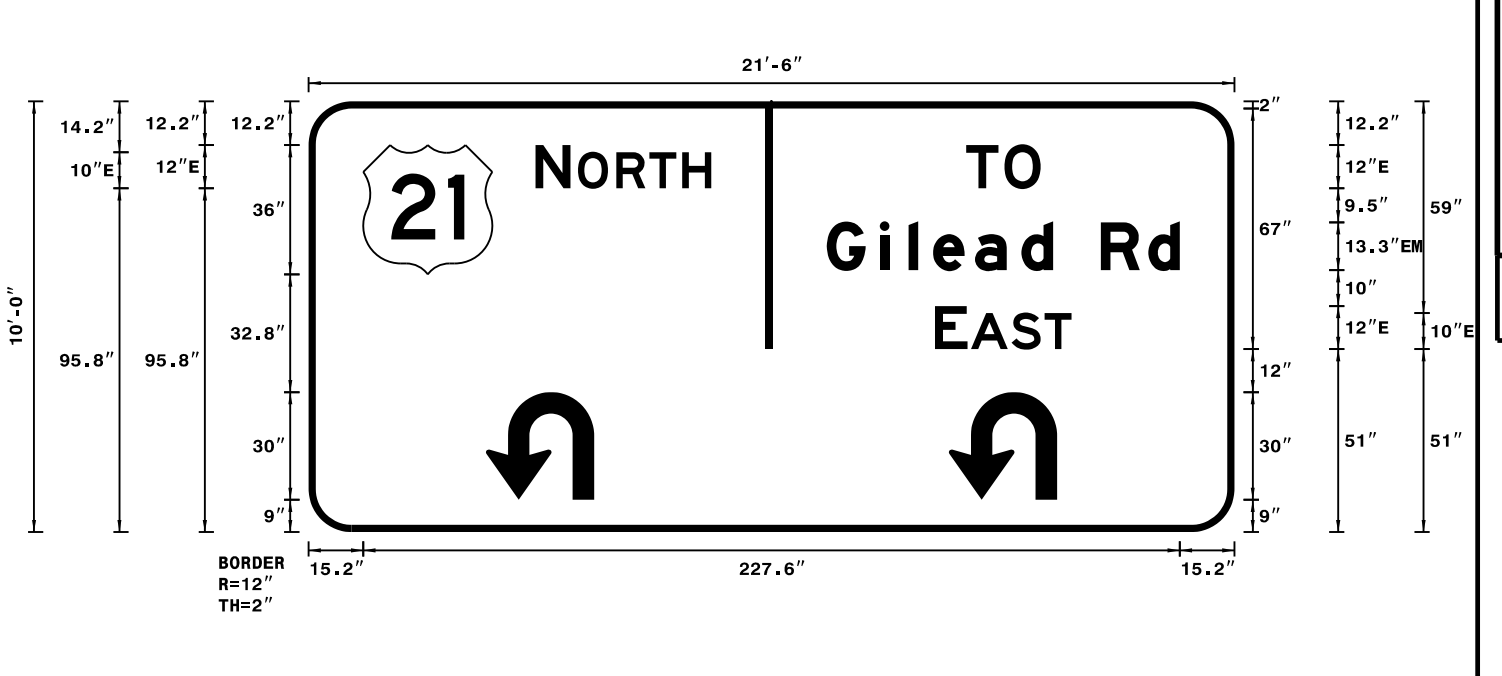
LETTER POSITIONS

Letter spacings are to start of next letter													Series/Size
													Text Length
13.8	14.8	8	6.8	11.7	12.9	8.8	13.3	13.2	8.8	13.8			EM 2000
													98.4
													E 2000
44	9	1	11.3	9.2	7.5	44							38

SIGN NUMBER: 18
 TYPE: A (OVHD)
 QUANTITY: 1
 SIGN WIDTH: 21'-6"
 HEIGHT: 10'-0"
 TOTAL AREA: 215.0 Sq.Ft.
 BORDER TYPE: FLUSH
 RECESS: 0"
 WIDTH: 2"
 RADII: 12"
 NO. Z BARS: 3
 LENGTH: 250.0

SYMBOL	X	Y	WID	HT
M1_4	15.2	71.8	36	36
U-Turn Arrow	49.4	9	30.1	30
U-Turn Arrow	178.4	9	30.1	30

DESIGN BY: JTT
 PROJECT ID: I-5714/U-5114
 CHECKED BY: TRT/ADK
 DIV: 10
 DATE: August 2017



NOTES:
 1. Legend and border shall be direct applied Grade A reflective sheeting.
 2. Arrows and shield shall be Grade A reflective sheeting on 0.032" aluminum and demountable.
 3. Background shall be Grade C reflective sheeting.

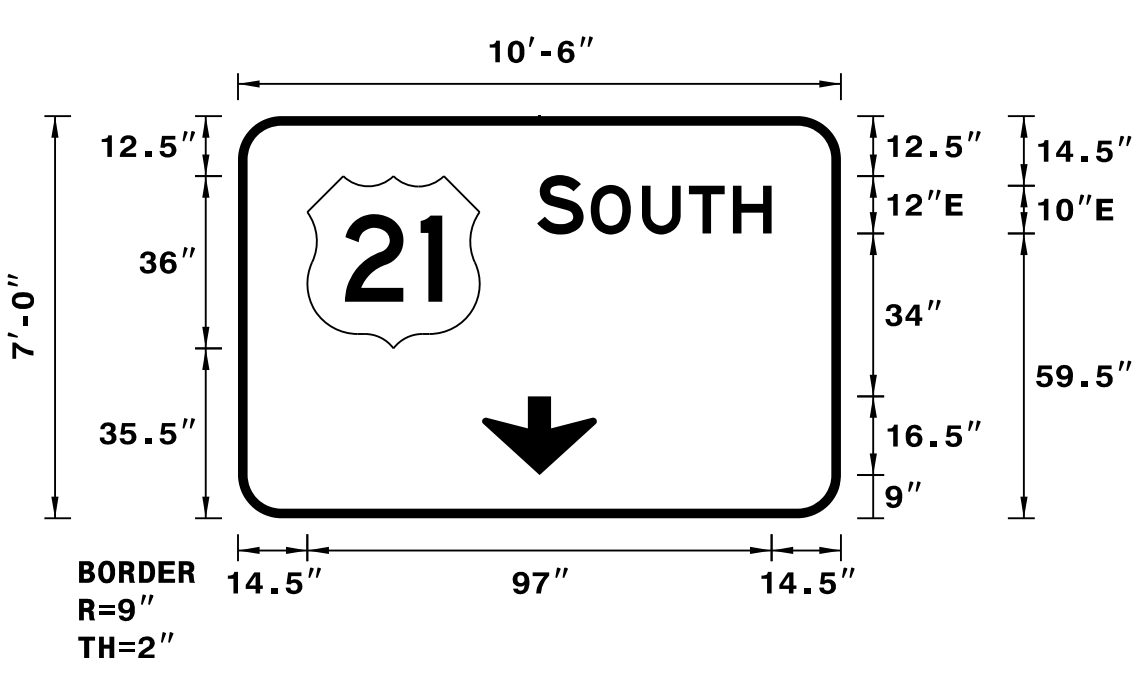
LETTER POSITIONS

Letter spacings are to start of next letter													Series/Size
													Text Length
63.2	9.7	2.1	10.7	9.2	9.2	8.1	45.8						E 2000
													49
													E 2000
183.2	10.7	10.1	54										20.8
													EM 2000
144.4	14.8	8	6.8	11.7	12.9	8.8	13.3	13.2	8.8	15.2			98.4
													E 2000
174.6	9	1	11.3	9.2	7.5	45.4							38

SIGN NUMBER: 19
 TYPE: A (OVHD)
 QUANTITY: 1
 SIGN WIDTH: 10'-6"
 HEIGHT: 7'-0"
 TOTAL AREA: 73.5 Sq.Ft.
 BORDER TYPE: FLUSH
 RECESS: 0"
 WIDTH: 2"
 RADII: 9"
 NO. Z BARS: 2
 LENGTH: 118.0

SYMBOL	X	Y	WID	HT
M1_4	14.5	35.5	36	36
Type C Arrow	51	9	24	16.5

DESIGN BY: JTT
 PROJECT ID: I-5714/U-5114
 CHECKED BY: TRT/ADK
 DIV: 10
 DATE: August 2017



NOTES:
 1. Legend and border shall be direct applied Grade A reflective sheeting.
 2. Arrow and shield shall be Grade A reflective sheeting on 0.032" aluminum and demountable.
 3. Background shall be Grade C reflective sheeting.

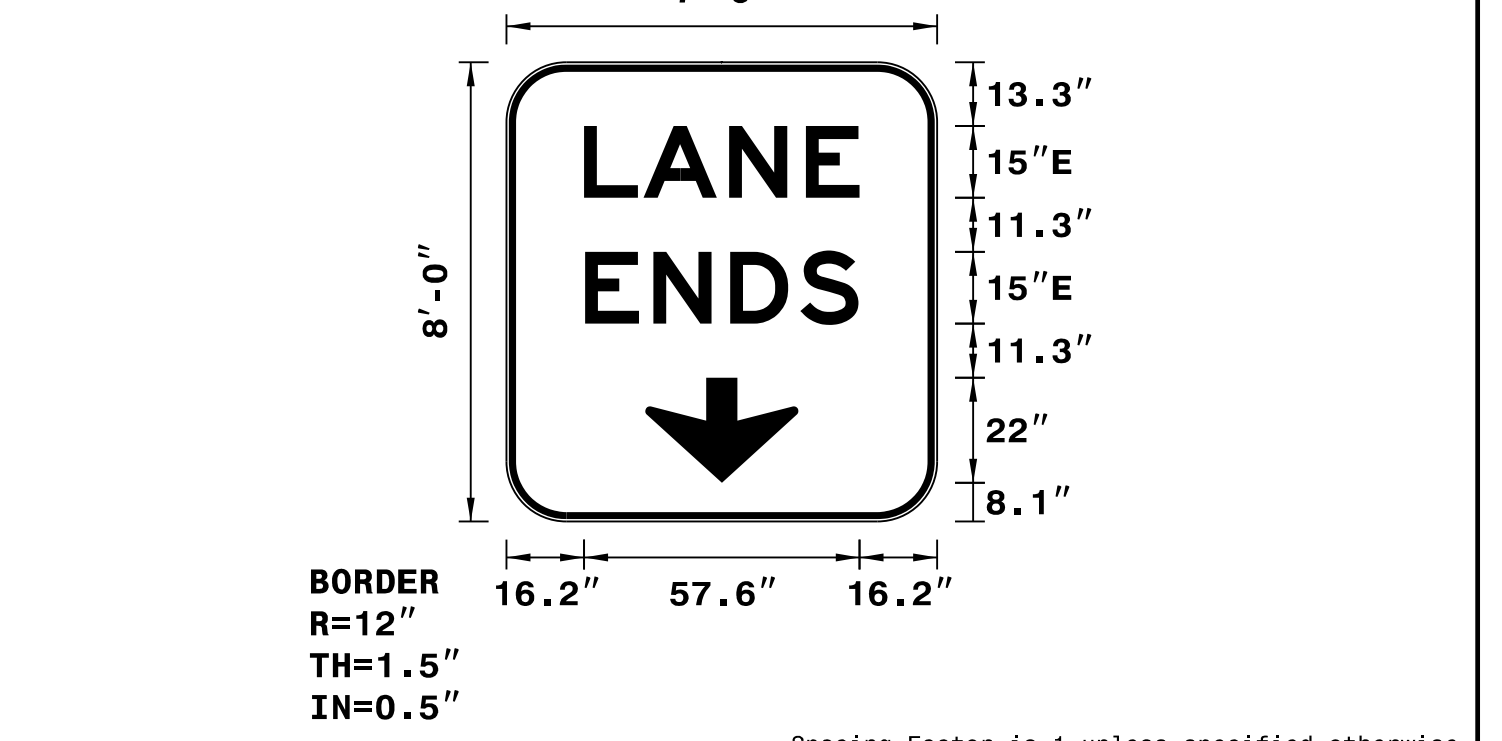
LETTER POSITIONS

Letter spacings are to start of next letter													Series/Size
													Text Length
62.5	9.7	1.5	10.7	9.8	9.2	8.1	14.5						E 2000
													49

SIGN NUMBER: 20
 TYPE: A (OVHD)
 QUANTITY: 1
 SIGN WIDTH: 7'-6"
 HEIGHT: 8'-0"
 TOTAL AREA: 60.0 Sq.Ft.
 BORDER TYPE: RECESSED
 RECESS: 0.5"
 WIDTH: 1.5"
 RADII: 12"
 NO. Z BARS: 3
 LENGTH: 82.0

SYMBOL	X	Y	WID	HT
Type C Arrow	29	8.1	32	22

DESIGN BY: JTT
 PROJECT ID: I-5714/U-5114
 CHECKED BY: TRT/ADK
 DIV: 10
 DATE: August 2017



NOTES:
 1. Legend and border shall be black non-reflective sheeting.
 2. Arrow shall be Grade A reflective sheeting on 0.032" aluminum and demountable.
 3. Background shall be Grade C reflective sheeting.


LETTER POSITIONS

Letter spacings are to start of next letter													Series/Size
													Text Length
16.2	12.5	17.9	16	11.3	16.2								E 2000
													57.6
													E 2000
16.4	14.3	16.1	14.7	12.2	16.4								57.2

APPROVED: *Charles A. Johnson, III*
9941565847F54A8

DATE: 4/23/2018

SEAL



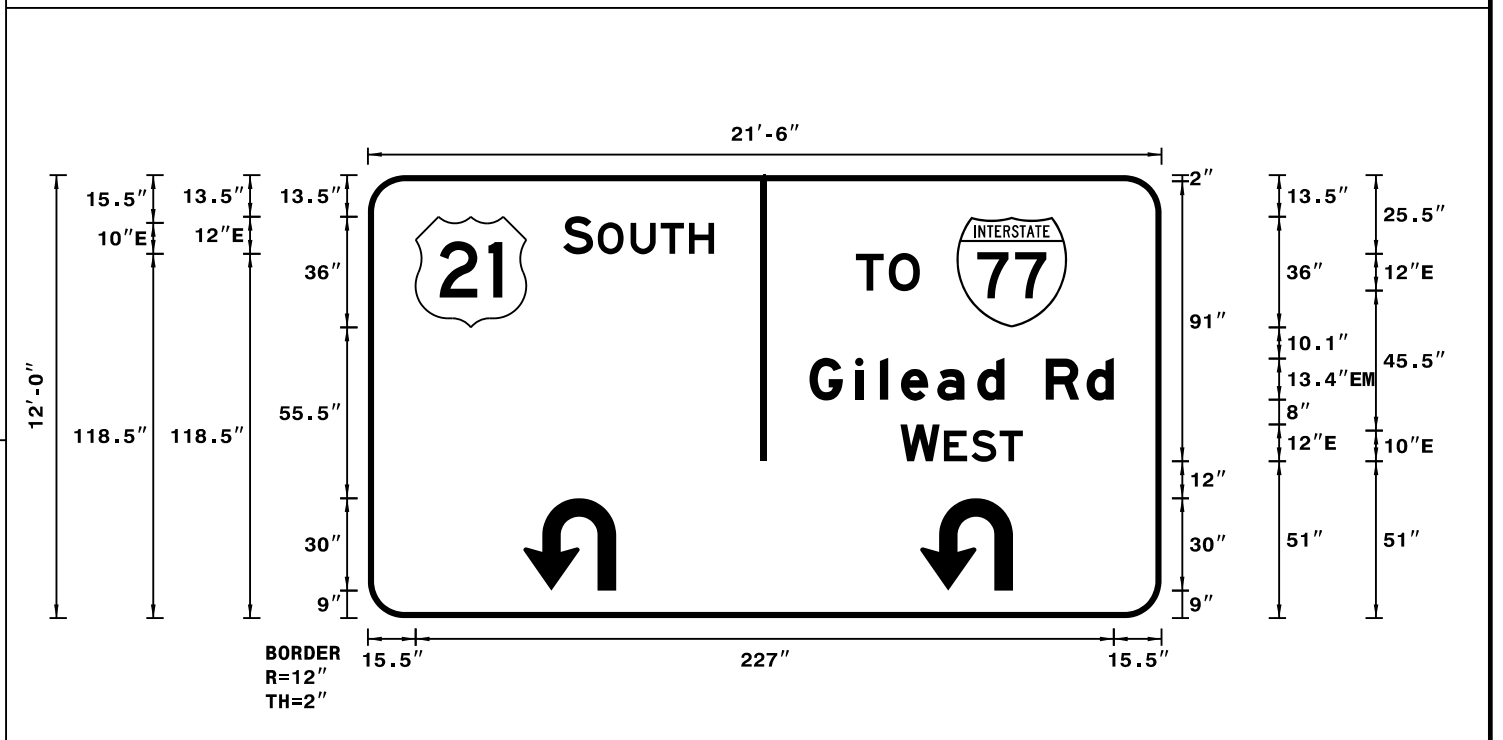
DOCUMENT NOT CONSIDERED FINAL UNLESS ALL SIGNATURES COMPLETED

SIGN NUMBER: 21
 TYPE: A (OVHD)
 QUANTITY: 1
 SIGN WIDTH: 21'-6"
 HEIGHT: 12'-0"
 TOTAL AREA: 258.0 Sq.Ft.
 BORDER TYPE: FLUSH
 RECESS: 0"
 WIDTH: 2"
 RADII: 12"
 NO. Z BARS: 3
 LENGTH: 250.0

SYMBOL	X	Y	WID	HT
M1_4	15.5	94.5	36	36
M1_1	191.4	94.5	36	36
U-Turn Arrow	50.6	9	30.1	30
U-Turn Arrow	179.6	9	30.1	30

MAT'L: 0.125" ALUMINUM

DESIGN BY: JTT CHECKED BY: TRT/ADK
 PROJECT ID: I-5714/U-5114 DIV: 10 DATE: August 2017



- NOTES:
- Legend and border shall be direct applied Grade A reflective sheeting.
 - Arrows and shields shall be Grade A reflective sheeting on 0.032" aluminum and demountable.
 - Background shall be Grade C reflective sheeting.

LETTER POSITIONS

Letter spacings are to start of next letter

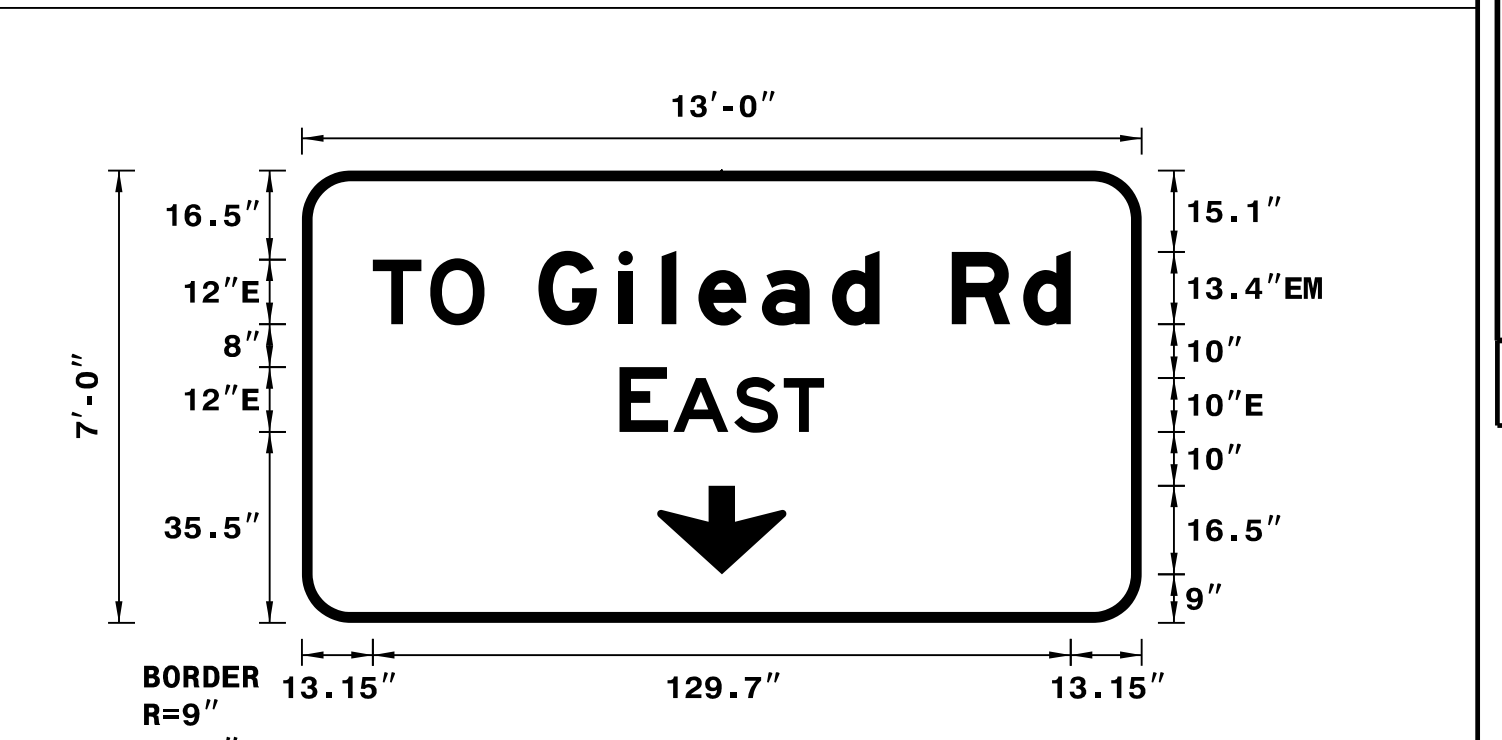
	S	O	U	T	H	Series/Size						
	63.5	9.7	1.5	10.7	9.8	9.2	8.1	145.5	E 2000			
									49			
									E 2000			
	158.7	10.7	10.1	78.5					20.8			
									EM 2000			
	143.6	14.9	8	6.8	11.8	13	8.8	13.4	13.3	8.8	15.5	98.9
												E 2000
	173.2	12.7	1.4	8.9	9.2	7.5	45.1					39.8

SIGN NUMBER: 22
 TYPE: A (OVHD)
 QUANTITY: 1
 SIGN WIDTH: 13'-0"
 HEIGHT: 7'-0"
 TOTAL AREA: 91.0 Sq.Ft.
 BORDER TYPE: FLUSH
 RECESS: 0"
 WIDTH: 2"
 RADII: 9"
 NO. Z BARS: 2
 LENGTH: 148.0

SYMBOL	X	Y	WID	HT
Type C Arrow	66	9	24	16.5

MAT'L: 0.125" ALUMINUM

DESIGN BY: JTT CHECKED BY: TRT/ADK
 PROJECT ID: I-5714/U-5114 DIV: 10 DATE: August 2017



- NOTES:
- Legend and border shall be direct applied Grade A reflective sheeting.
 - Arrow shall be Grade A reflective sheeting on 0.032" aluminum and demountable.
 - Background shall be Grade C reflective sheeting.

LETTER POSITIONS

Letter spacings are to start of next letter

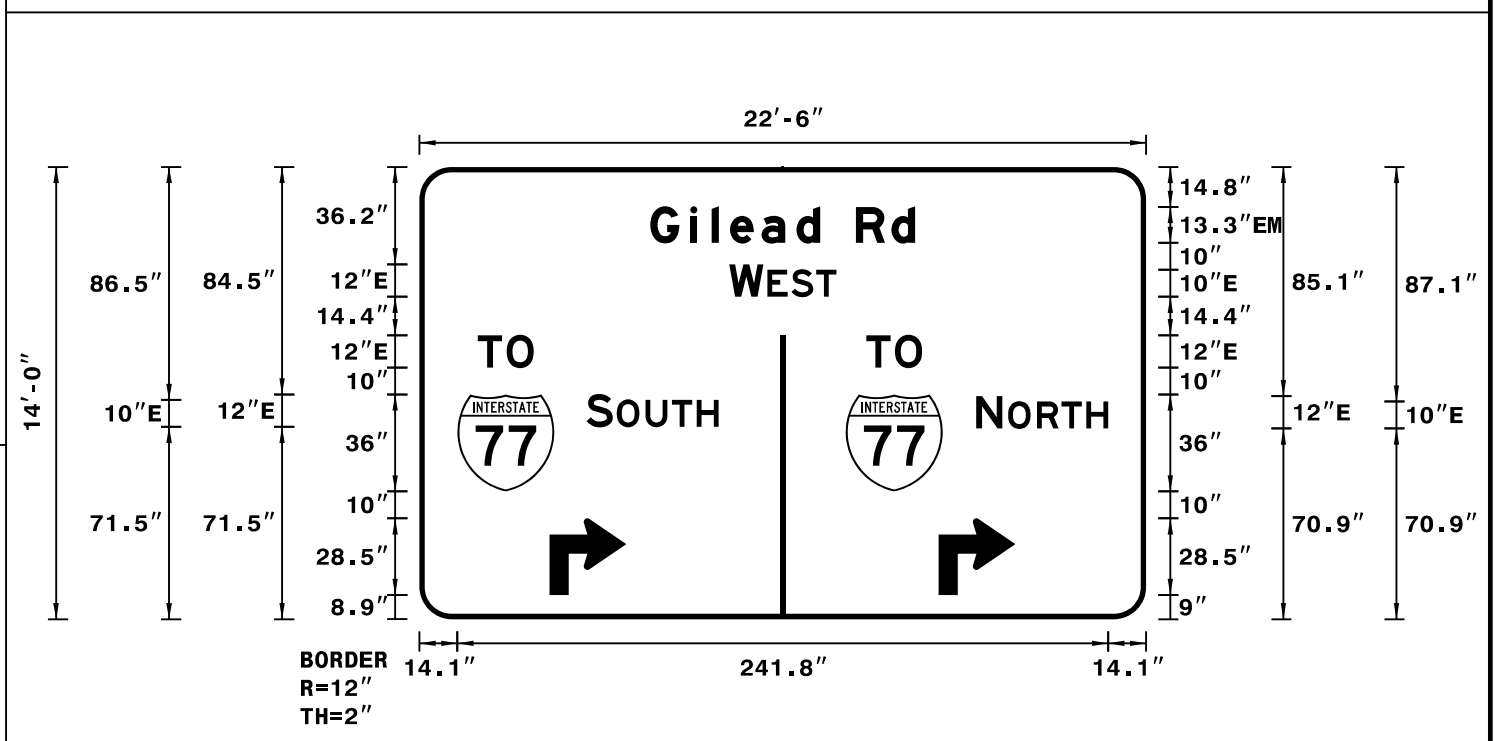
	T	O	G	i	l	e	a	d	R	d	Series/Size				
	13.2	10.7	10.1	10	14.9	8	6.8	11.8	13	8.8	13.4	13.3	8.8	13.2	E 2000, EM 2000
															129.7
															E 2000
	59	9	1	11.3	9.2	7.5	59								38

SIGN NUMBER: 23
 TYPE: A (OVHD)
 QUANTITY: 1
 SIGN WIDTH: 22'-6"
 HEIGHT: 14'-0"
 TOTAL AREA: 315.0 Sq.Ft.
 BORDER TYPE: FLUSH
 RECESS: 0"
 WIDTH: 2"
 RADII: 12"
 NO. Z BARS: 4
 LENGTH: 262.0

SYMBOL	X	Y	WID	HT
M1_1	14.1	47.5	36	36
M1_1	158.4	47.5	36	36
Type A Arrow	48.4	9	28.5	28.5
Type A Arrow	192.9	9	28.5	28.5

MAT'L: 0.125" ALUMINUM

DESIGN BY: JTT CHECKED BY: TRT/ADK
 PROJECT ID: I-5714/U-5114 DIV: 10 DATE: August 2017



- NOTES:
- Legend and border shall be direct applied Grade A reflective sheeting.
 - Arrows and shields shall be Grade A reflective sheeting on 0.032" aluminum and demountable.
 - Background shall be Grade C reflective sheeting.

LETTER POSITIONS

Letter spacings are to start of next letter

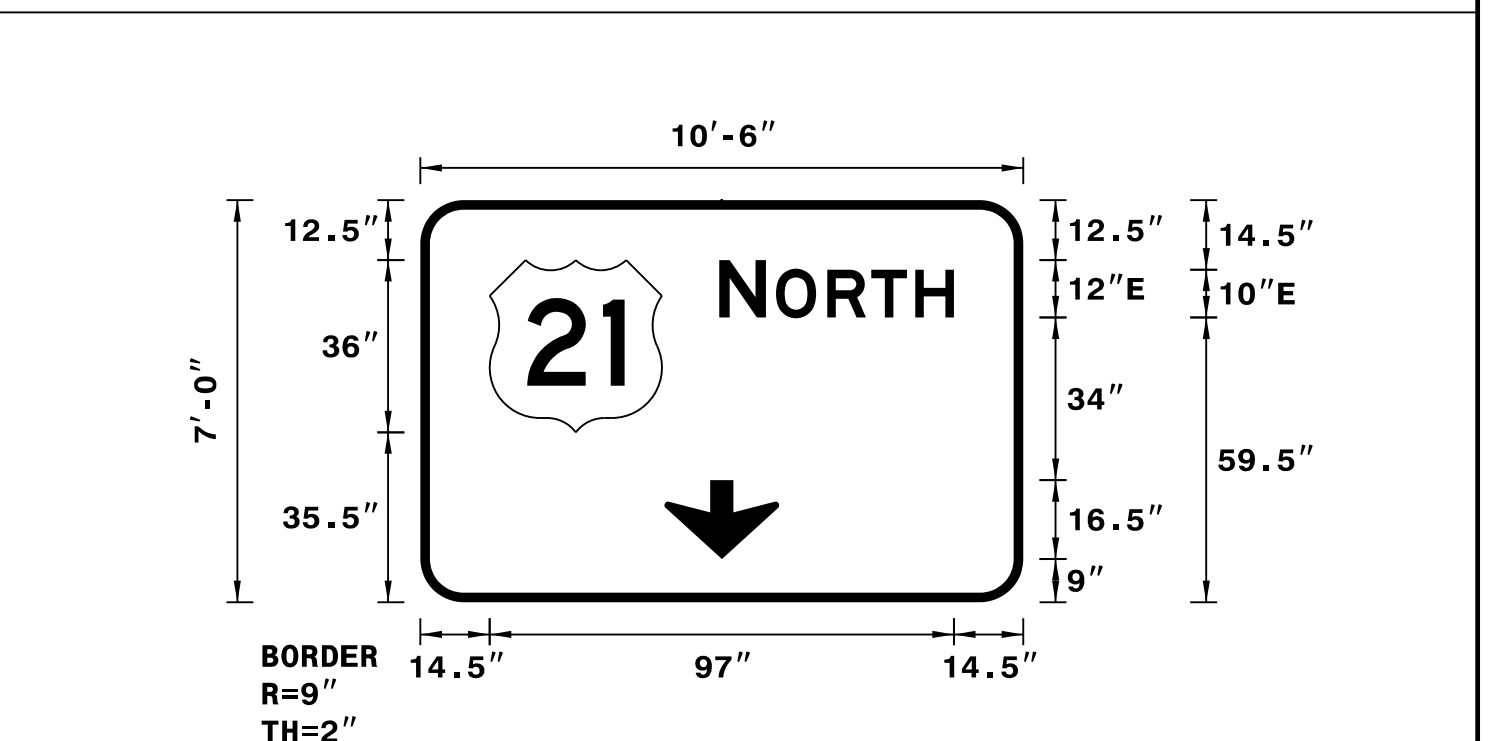
	G	i	l	e	a	d	R	d	Series/Size			
	85.8	14.8	8	6.8	11.7	12.9	8.8	13.3	13.2	8.8	85.8	EM 2000
												98.4
												E 2000
	115.1	12.7	1.5	8.9	9.2	7.5	115.1					39.8
												E 2000
	21.7	10.7	10.1	227.5								20.8
												E 2000
	166	10.7	10.1	83.2								20.8
												E 2000
	62.1	9.7	1.5	10.7	9.8	9.2	8.1	158.9				49
												E 2000
	206.9	9.7	2.1	10.7	9.2	9.2	8.1	14.1				49

SIGN NUMBER: 24
 TYPE: A (OVHD)
 QUANTITY: 1
 SIGN WIDTH: 10'-6"
 HEIGHT: 7'-0"
 TOTAL AREA: 73.5 Sq.Ft.
 BORDER TYPE: FLUSH
 RECESS: 0"
 WIDTH: 2"
 RADII: 9"
 NO. Z BARS: 2
 LENGTH: 118.0

SYMBOL	X	Y	WID	HT
M1_4	14.5	35.5	36	36
Type C Arrow	51	9	24	16.5

MAT'L: 0.125" ALUMINUM

DESIGN BY: JTT CHECKED BY: TRT/ADK
 PROJECT ID: I-5714/U-5114 DIV: 10 DATE: August 2017



- NOTES:
- Legend and border shall be direct applied Grade A reflective sheeting.
 - Arrow and shield shall be Grade A reflective sheeting on 0.032" aluminum and demountable.
 - Background shall be Grade C reflective sheeting.


LETTER POSITIONS

Letter spacings are to start of next letter

	N	O	R	T	H	Series/Size			
	62.5	9.7	2.1	10.7	9.2	9.2	8.1	14.5	E 2000
									49

APPROVED: *Charles A. Johnson, III*
59A1565847F5446

DATE: 4/23/2018



**DOCUMENT NOT CONSIDERED FINAL
UNLESS ALL SIGNATURES COMPLETED**


SIGN NUMBER: 101
 TYPE: A
 QUANTITY: 1
 SIGN WIDTH: 9'-0"
 HEIGHT: 4'-6"
 TOTAL AREA: 40.5 Sq.Ft.
 BORDER TYPE: FLUSH
 RECESS: 0"
 WIDTH: 1"
 RADII: 6"
 NO. Z BARS: 2
 LENGTH: 100.0

BACKG COLOR: Green
 COPY COLOR: White

SYMBOL	X	Y	WID	HT

MAT'L: 0.125" ALUMINUM

DESIGN BY: JTT
 PROJECT ID: I-5714/U-5114
 CHECKED BY: TRT/ADK
 DIV: 10
 DATE: August 2017



NOTES:
 1. Legend and border shall be direct applied Grade C reflective sheeting.
 2. Background shall be Grade C reflective sheeting.

LETTER POSITIONS

Letter spacings are to start of next letter

Series/Size	Text Length
D 2000	26.2
D 2000	89.6
E 2000	54.2

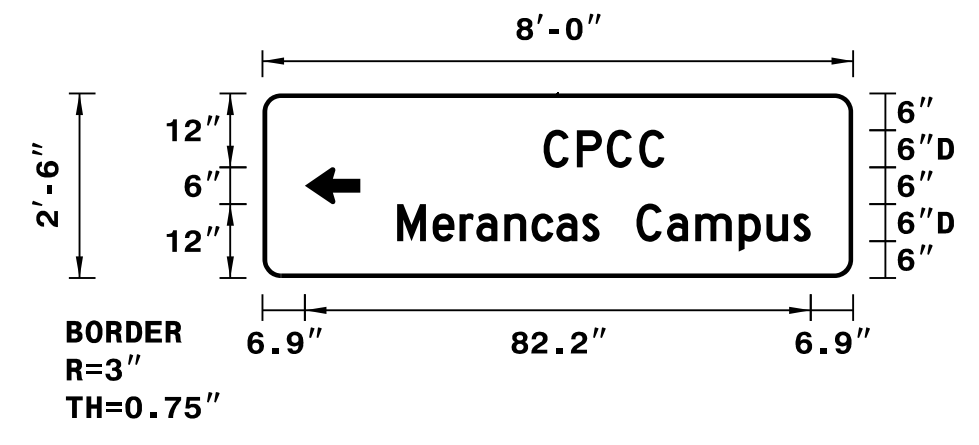
SIGN NUMBER: 301
 TYPE: D
 QUANTITY: 1
 SIGN WIDTH: 8'-0"
 HEIGHT: 2'-6"
 TOTAL AREA: 20.0 Sq.Ft.
 BORDER TYPE: FLUSH
 RECESS: 0"
 WIDTH: 0.75"
 RADII: 3"
 NO. Z BARS: N/A
 LENGTH: N/A

BACKG COLOR: Green
 COPY COLOR: White

SYMBOL	X	Y	WID	HT
Type D Arrow	6.9	12	6	9

MAT'L: 0.125" ALUMINUM

DESIGN BY: JTT
 PROJECT ID: I-5714/U-5114
 CHECKED BY: TRT/ADK
 DIV: 10
 DATE: August 2017



NOTES:
 1. Legend and border shall be direct applied Grade C reflective sheeting.
 2. Arrow shall be Grade C reflective sheeting on 0.032" aluminum and demountable.
 3. Background shall be Grade C reflective sheeting.

LETTER POSITIONS

Letter spacings are to start of next letter

Series/Size	Text Length
D 2000	19.6
D 2000	67.2

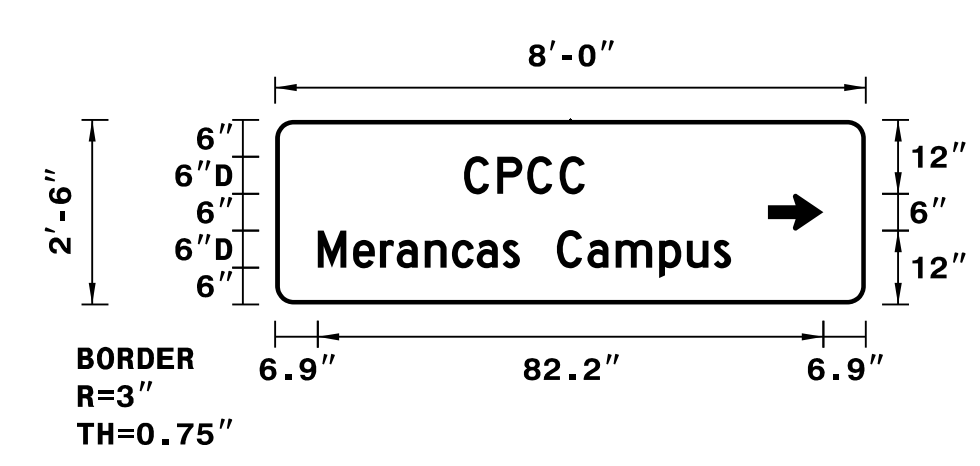
SIGN NUMBER: 302
 TYPE: D
 QUANTITY: 1
 SIGN WIDTH: 8'-0"
 HEIGHT: 2'-6"
 TOTAL AREA: 20.0 Sq.Ft.
 BORDER TYPE: FLUSH
 RECESS: 0"
 WIDTH: 0.75"
 RADII: 3"
 NO. Z BARS: N/A
 LENGTH: N/A

BACKG COLOR: Green
 COPY COLOR: White

SYMBOL	X	Y	WID	HT
Type D Arrow	93	12	6	9

MAT'L: 0.125" ALUMINUM

DESIGN BY: JTT
 PROJECT ID: I-5714/U-5114
 CHECKED BY: TRT/ADK
 DIV: 10
 DATE: August 2017



NOTES:
 1. Legend and border shall be direct applied Grade C reflective sheeting.
 2. Arrow shall be Grade C reflective sheeting on 0.032" aluminum and demountable.
 3. Background shall be Grade C reflective sheeting.

LETTER POSITIONS

Letter spacings are to start of next letter

Series/Size	Text Length
D 2000	19.6
D 2000	78.5

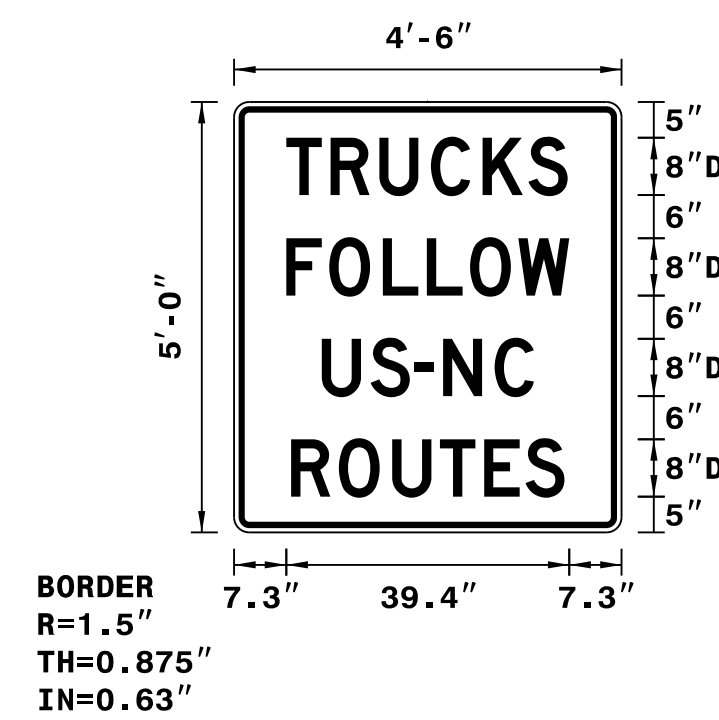
SIGN NUMBER: 303
 TYPE: D
 QUANTITY: 1
 SIGN WIDTH: 4'-6"
 HEIGHT: 5'-0"
 TOTAL AREA: 22.5 Sq.Ft.
 BORDER TYPE: RECESSED
 RECESS: 0.63"
 WIDTH: 0.875"
 RADII: 1.5"
 NO. Z BARS: N/A
 LENGTH: N/A

BACKG COLOR: White
 COPY COLOR: Black

SYMBOL	X	Y	WID	HT

MAT'L: 0.125" ALUMINUM

DESIGN BY: JTT
 PROJECT ID: I-5714/U-5114
 CHECKED BY: TRT/ADK
 DIV: 10
 DATE: August 2017





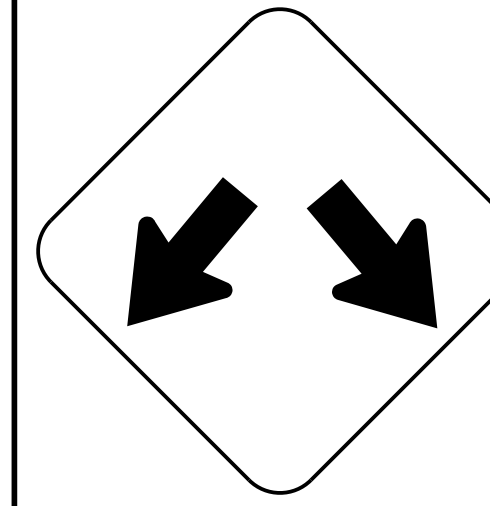




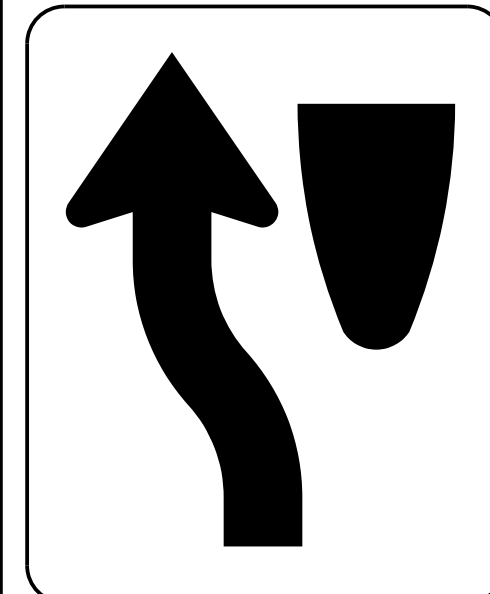
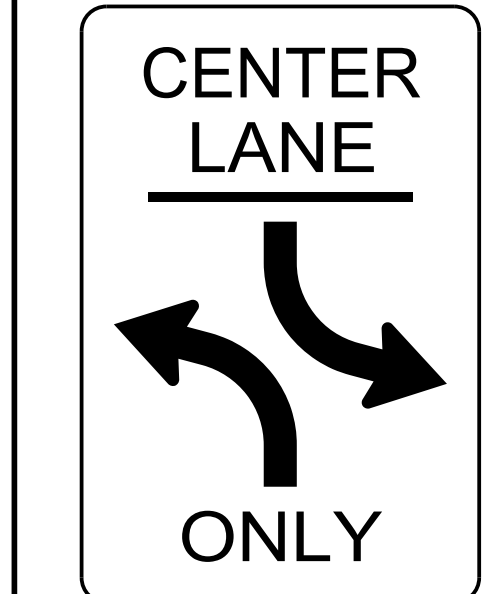

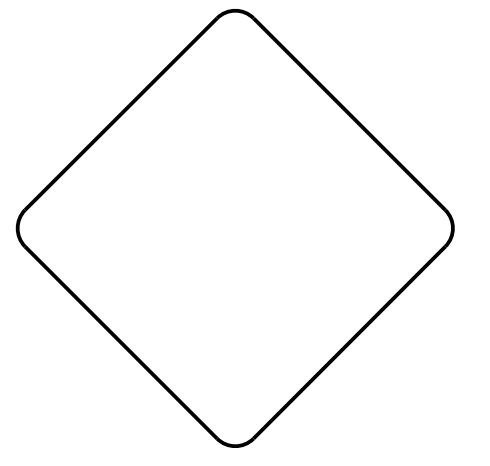



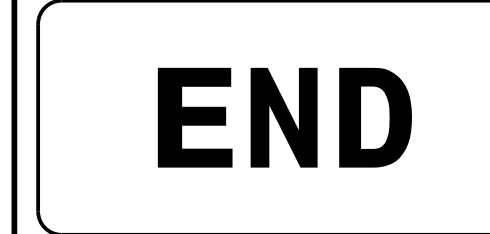
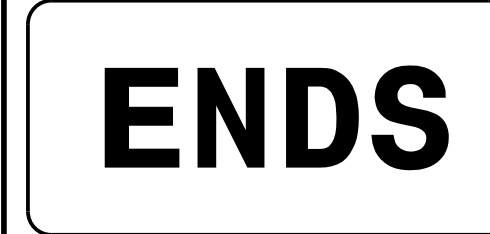





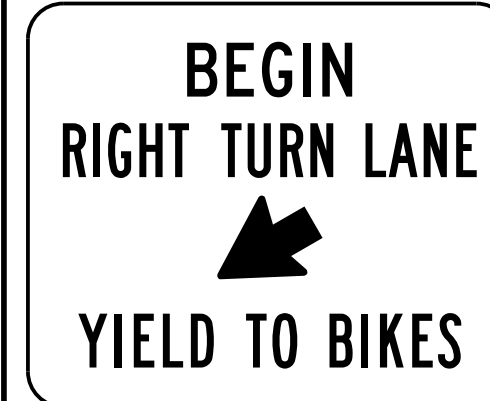
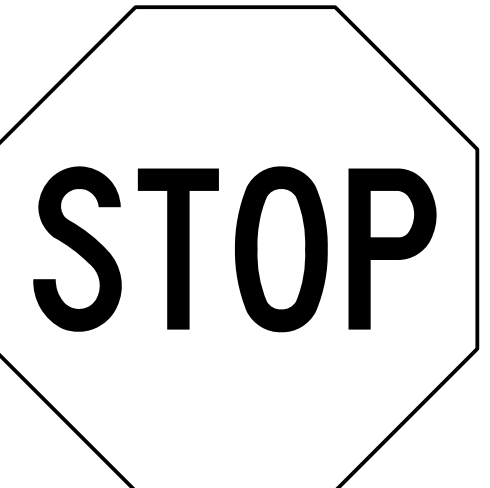






NOTES:
 1. Legend and border shall be non-reflective sheeting.
 2. Background shall be Grade C reflective sheeting.

LETTER POSITIONS


Letter spacings are to start of next letter

Series/Size	Text Length
D 2000	39.2
D 2000	39.4
D 2000	29.5
D 2000	38.1

<p>401 QUANTITY REQ'D 1</p>  <p>24" X 24" R5-2</p> <p>ONE "U" POST PER SIGN</p>	<p>406 QUANTITY REQ'D 4</p>  <p>30" X 36" R2-1</p> <p>ONE "U" POST PER SIGN</p>	<p>411 QUANTITY REQ'D 18</p>  <p>36" X 36" R5-1</p> <p>ONE "U" POST PER SIGN MOUNTED BACK TO BACK WITH SIGN 421 IN 1 INSTALLATION</p>	<p>416 QUANTITY REQ'D 4</p>  <p>36" X 36" R3-2</p> <p>MOUNTED BACK TO BACK WITH SIGN 411 IN 3 INSTALLATIONS MOUNTED BACK TO BACK WITH SIGN 415 IN 1 INSTALLATION</p>	<p>421 QUANTITY REQ'D 11</p>  <p>36" X 36" W12-1</p> <p>ONE "U" POST PER SIGN</p>	<p>425 QUANTITY REQ'D 4</p>  <p>24" X 18" R3-17</p> <p>ONE "U" POST PER SIGN</p>
<p>402 QUANTITY REQ'D 14</p>  <p>24" X 30" R4-7</p> <p>ONE "U" POST PER SIGN</p>	<p>407 QUANTITY REQ'D 13</p>  <p>36" X 36" W11-2</p> <p>ONE "U" POST PER SIGN</p>	<p>412 QUANTITY REQ'D 1</p>  <p>30" X 24" R5-11</p> <p>ONE "U" POST PER SIGN</p>	<p>417 QUANTITY REQ'D 2</p>  <p>24" X 30" R4-8</p> <p>ONE "U" POST PER SIGN</p>	<p>422 QUANTITY REQ'D 1</p>  <p>24" X 36" R3-9b</p> <p>ONE "U" POST PER SIGN</p>	<p>426 QUANTITY REQ'D 1</p>  <p>24" X 8" R3-17aP</p> <p>MOUNTED BELOW SIGN 425 IN 1 INSTALLATION</p>
<p>403 QUANTITY REQ'D 15</p>  <p>18" X 18" OM1-3</p> <p>MOUNTED BELOW SIGN 402 IN 12 INSTALLATIONS MOUNTED BELOW SIGN 417 IN 2 INSTALLATIONS MOUNTED BELOW SIGN 440 IN 1 INSTALLATION</p>	<p>408 QUANTITY REQ'D 3</p>  <p>24" X 12" W16-9P</p> <p>MOUNTED BELOW SIGN 407 IN 3 INSTALLATIONS</p>	<p>413 QUANTITY REQ'D 2</p>  <p>36" X 36" R3-7(R)</p> <p>ONE "U" POST PER SIGN</p>	<p>418 QUANTITY REQ'D 5</p>  <p>48" X 48" W4-2</p> <p>TWO "U" POSTS PER SIGN</p>	<p>423 QUANTITY REQ'D 1</p>  <p>30" X 12" R3-9dP</p> <p>MOUNTED ABOVE SIGN 422 IN 1 INSTALLATION</p>	<p>427 QUANTITY REQ'D 1</p>  <p>24" X 8" R3-17bP</p> <p>MOUNTED BELOW SIGN 425 IN 1 INSTALLATION</p>
<p>404 QUANTITY REQ'D 12</p>  <p>54" X 18" R6-1(R)</p> <p>TWO "U" POSTS PER SIGN</p>	<p>409 QUANTITY REQ'D 5</p>  <p>24" X 12" W16-7P</p> <p>MOUNTED BELOW SIGN 407 IN 5 INSTALLATIONS</p>	<p>414 QUANTITY REQ'D 2</p>  <p>36" X 36" R3-4</p> <p>MOUNTED BACK TO BACK WITH SIGN 402 IN 2 INSTALLATIONS</p>	<p>419 QUANTITY REQ'D 8</p>  <p>36" X 24" R5-1a</p> <p>ONE "U" POST PER SIGN</p>	<p>424 QUANTITY REQ'D 3</p>  <p>36" X 36" R3-7(L)</p> <p>ONE "U" POST PER SIGN</p>	<p>428 QUANTITY REQ'D 5</p>  <p>36" X 30" R4-4</p> <p>ONE "U" POST PER SIGN</p>
<p>405 QUANTITY REQ'D 23</p>  <p>36" X 36" R1-1</p> <p>ONE "U" POST PER SIGN MOUNTED BELOW SIGN 404 IN 12 INSTALLATIONS</p>	<p>410 QUANTITY REQ'D 5</p>  <p>24" X 12" W16-7P</p> <p>MOUNTED BELOW SIGN 407 IN 5 INSTALLATIONS</p>	<p>415 QUANTITY REQ'D 4</p>  <p>36" X 36" R3-1</p> <p>ONE "U" POST PER SIGN MOUNTED BACK TO BACK WITH SIGN 411 IN 2 INSTALLATIONS</p>	<p>420 QUANTITY REQ'D 4</p>  <p>48" X 48" W3-3</p> <p>TWO "U" POSTS PER SIGN</p>		

TIP NO. I-5714 /U-5114	SHEET NO. SIGN-4G
APPROVED: <i>Charles A. Johnson, III</i> <small>99A1968B47F54A6</small>	
DATE: 4/23/2018	
SEAL	
	
DOCUMENT NOT CONSIDERED FINAL UNLESS ALL SIGNATURES COMPLETED	


429 QUANTITY REQ'D 4



54" X 18"
R6-1(L)

TWO "U" POSTS PER SIGN
INSTALL ON TWO BARRIER SUPPORTS
(SMALL) IN 2 INSTALLATIONS.


430 QUANTITY REQ'D 4



30" X 36"
R2-1

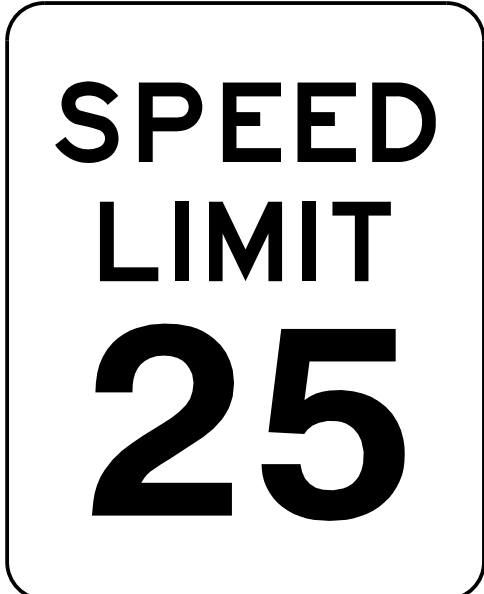








ONE "U" POST PER SIGN



431 QUANTITY REQ'D 1




36" X 36"
W3-5

ONE "U" POST PER SIGN

<p>432 QUANTITY REQ'D 2</p>  <p>24" X 30" R2-1</p> <p>ONE "U" POST PER SIGN</p>	<p>437 QUANTITY REQ'D 2</p>  <p>48" X 24" W1-7</p> <p>TWO "U" POSTS PER SIGN</p>					
<p>433 QUANTITY REQ'D 1</p>  <p>36" X 36" W6-3</p> <p>ONE "U" POST PER SIGN</p>	<p>438 QUANTITY REQ'D 3</p>  <p>18" X 18" OM4-3</p> <p>ONE 7' "U" POST PER SIGN</p>					
<p>434 QUANTITY REQ'D 1</p>  <p>36" X 36" W6-1</p> <p>ONE "U" POST PER SIGN</p>	<p>439 QUANTITY REQ'D 1</p>  <p>30" X 30" W3-1</p> <p>ONE "U" POST PER SIGN</p>					
<p>435 QUANTITY REQ'D 1</p>  <p>36" X 36" W6-2</p> <p>ONE "U" POST PER SIGN</p>	<p>440 QUANTITY REQ'D 1</p>  <p>18" X 30" R4-7c</p> <p>ONE "U" POST PER SIGN</p>					
<p>436 QUANTITY REQ'D 5</p>  <p>48" X 48" W9-1</p> <p>TWO "U" POSTS PER SIGN</p>						

TIP NO. I-5714 /U-5114	SHEET NO. SIGN-4H
APPROVED:  <small>DocuSigned by: Charles A. Johnson, III 59A1565B47F54A6</small>	
DATE: 4/23/2018	
SEAL	
	
DOCUMENT NOT CONSIDERED FINAL UNLESS ALL SIGNATURES COMPLETED	

501




1 - 21" X 15"

1 - 24" X 24"

ONE "U" POST PER ASSEMBLY

506

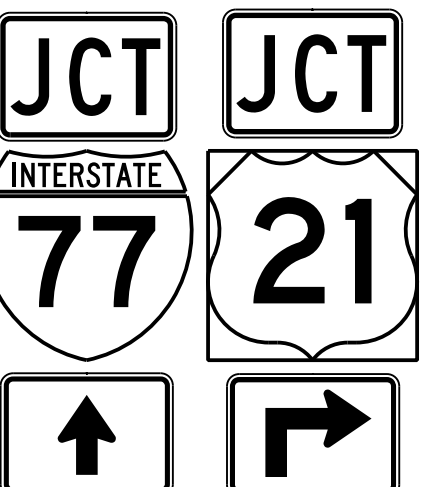


1 - 24" X 12"

1 - 24" X 24"

ONE "U" POST PER ASSEMBLY

511




2 - 21" X 15"

2 - 24" X 24"

2 - 21" X 15"

TWO "U" POSTS PER ASSEMBLY

502




1 - 30" X 30"
D9-2

1 - 30" X 21"
M6-2

ONE "U" POST PER ASSEMBLY

507




1 - 24" X 12"

1 - 24" X 24"

ONE "U" POST PER ASSEMBLY

503




1 - 24" X 12"

1 - 24" X 24"

1 - 24" X 18"

ONE "U" POST PER ASSEMBLY

508 512




1 - 24" X 24"
D9-2

1 - 21" X 15"
M6-1(L)

ONE "U" POST PER ASSEMBLY

504




1 - 30" X 30"
D9-2

1 - 30" X 21"
M5-2

ONE "U" POST PER ASSEMBLY

509 513 514




1 - 18" X 24"
M1-8

1 - 12" X 9"
M6-3

ONE "U" POST PER ASSEMBLY

505




1 - 24" X 12"

1 - 24" X 24"

1 - 24" X 18"

ONE "U" POST PER ASSEMBLY


510




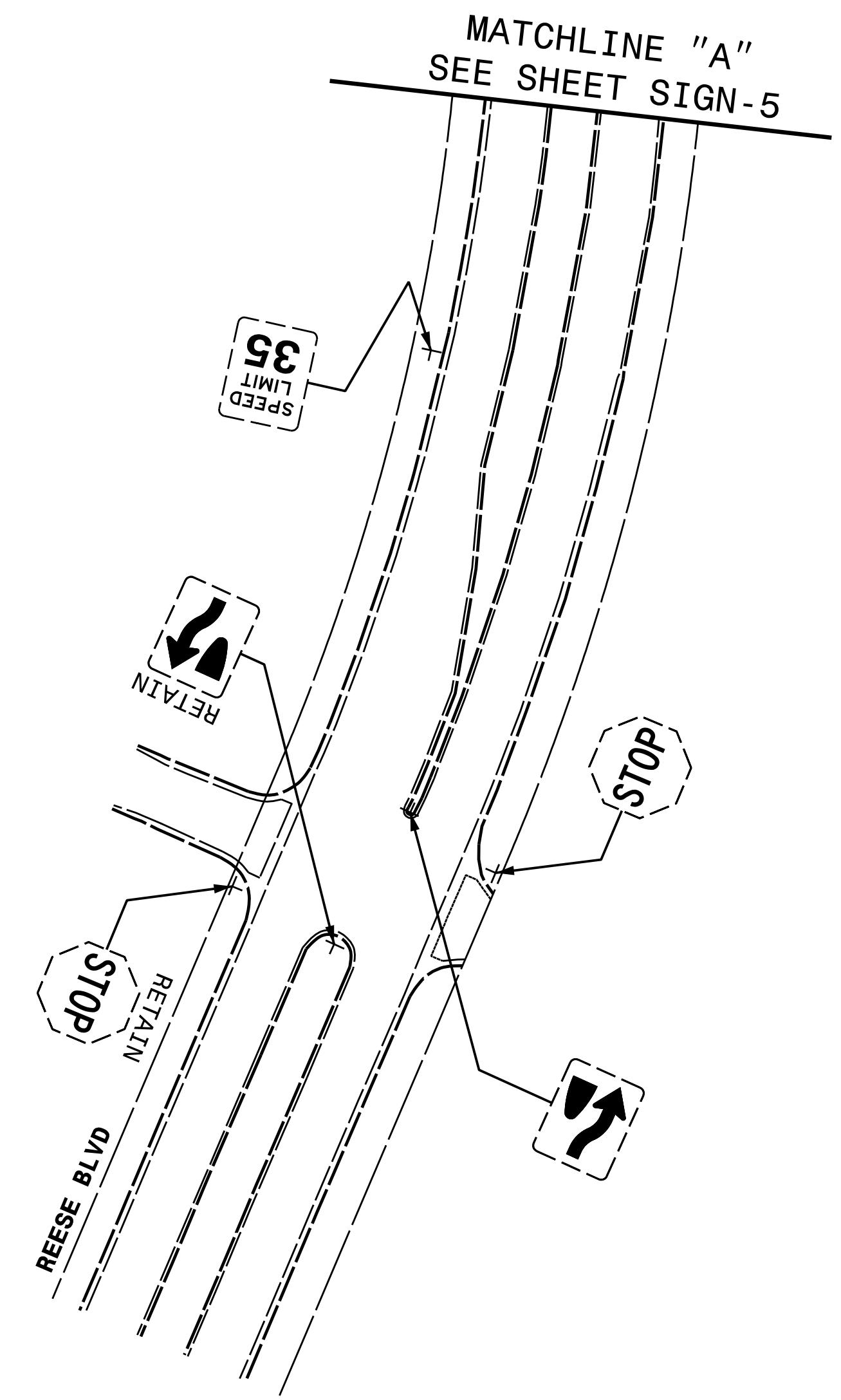

1 - 24" X 24"

1 - 21" X 15"

ONE "U" POST PER ASSEMBLY


TIP NO. I-5714 /U-5114	SHEET NO. SIGN-41
APPROVED: <i>Charles A. Johnson, III</i> <small>9941965847F5446</small>	
DATE: 4/23/2018	
SEAL	
	
DOCUMENT NOT CONSIDERED FINAL UNLESS ALL SIGNATURES COMPLETED	

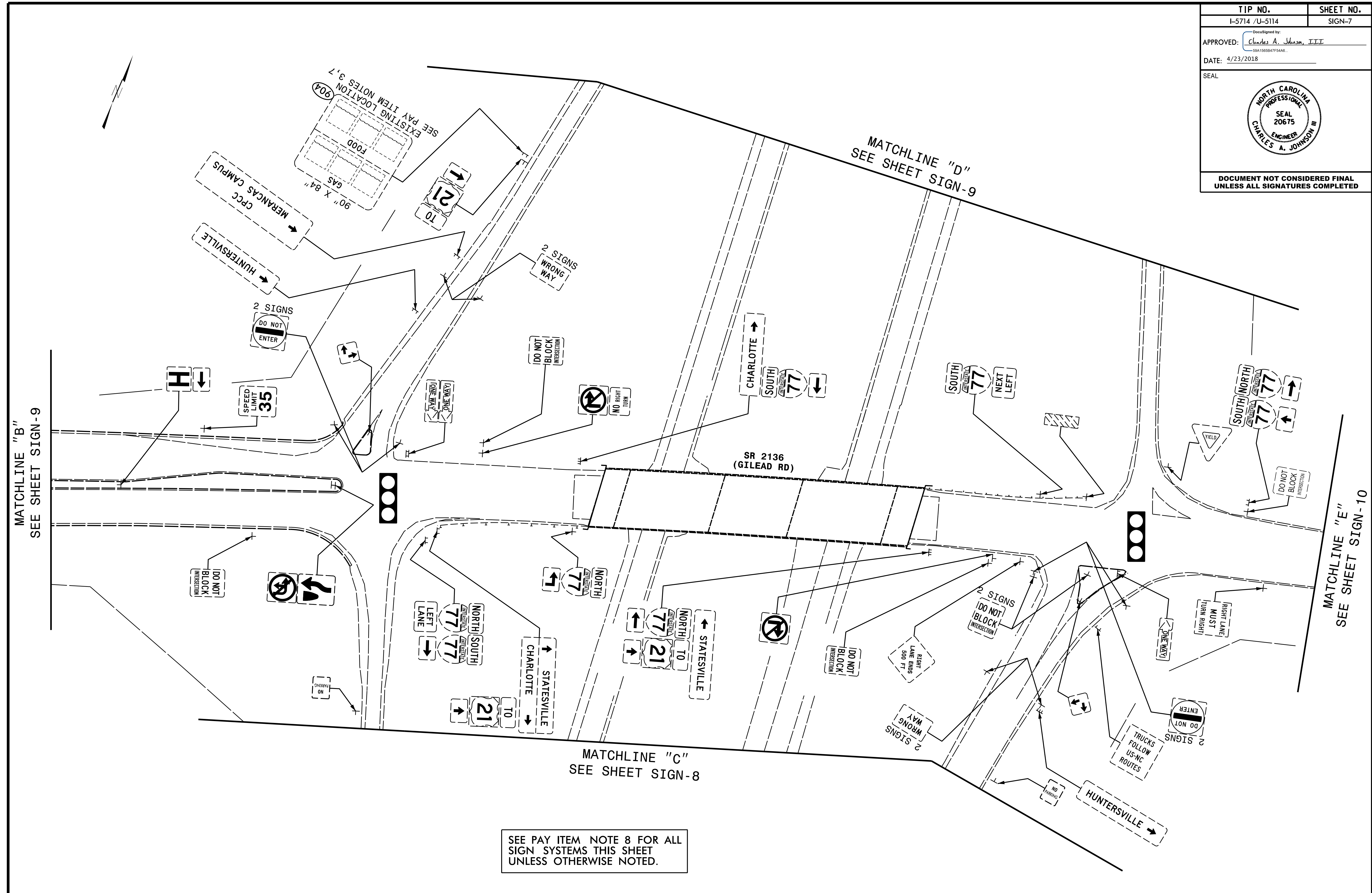
TIP NO. I-5714 /U-5114	SHEET NO. SIGN-6
APPROVED: <u>Charles A. Johnson, III</u> <small>DocuSigned by: 98A1965B47F54A6</small>	
DATE: 4/23/2018	
SEAL	
	
DOCUMENT NOT CONSIDERED FINAL UNLESS ALL SIGNATURES COMPLETED	



SEE PAY ITEM NOTE 8 FOR ALL
SIGN SYSTEMS THIS SHEET
UNLESS OTHERWISE NOTED.

**EXISTING SIGNS
REESE BLVD**


TIP NO. I-5714 /U-5114	SHEET NO. SIGN-7
APPROVED: <i>Charles A. Johnson, III</i> <small>59A1565B47F5446</small>	
DATE: 4/23/2018	
SEAL	
	
DOCUMENT NOT CONSIDERED FINAL UNLESS ALL SIGNATURES COMPLETED	

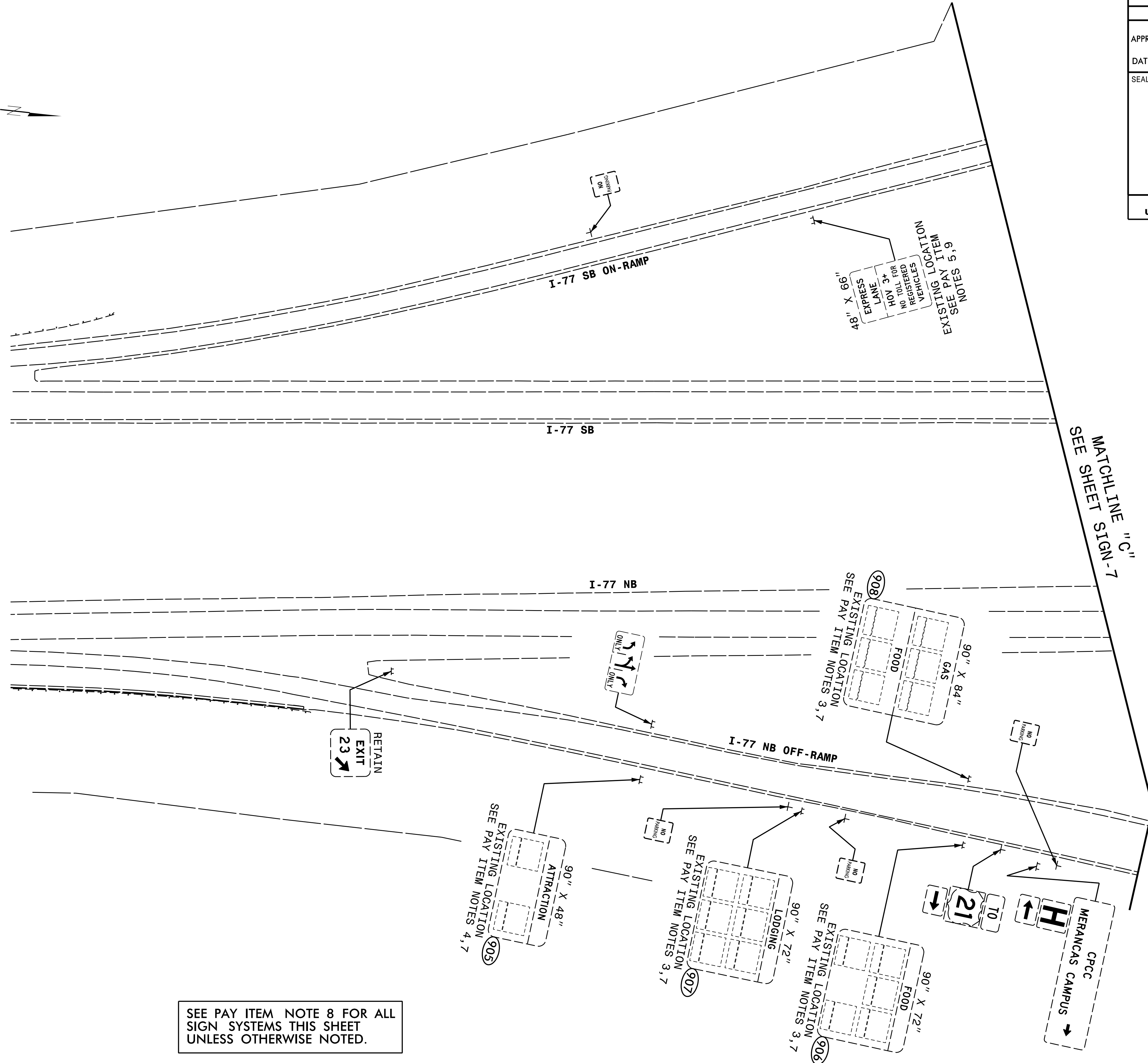
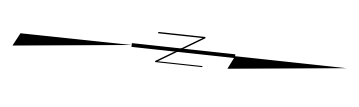


SEE PAY ITEM NOTE 8 FOR ALL SIGN SYSTEMS THIS SHEET UNLESS OTHERWISE NOTED.

HNTB
 HNTB NORTH CAROLINA, P.C.
 343 E. Six Forks Road, Suite 200
 Raleigh, North Carolina 27609
 NC License No: C-1554
 (919) 546-8997

**EXISTING SIGNS
I-77 AT SR 2136 (GILEAD RD)**


TIP NO. I-5714 /U-5114	SHEET NO. SIGN-8
APPROVED: <u>Charles A. Johnson, III</u> <small>00A10004770446</small>	
DATE: 4/23/2018	
SEAL	
	
DOCUMENT NOT CONSIDERED FINAL UNLESS ALL SIGNATURES COMPLETED	

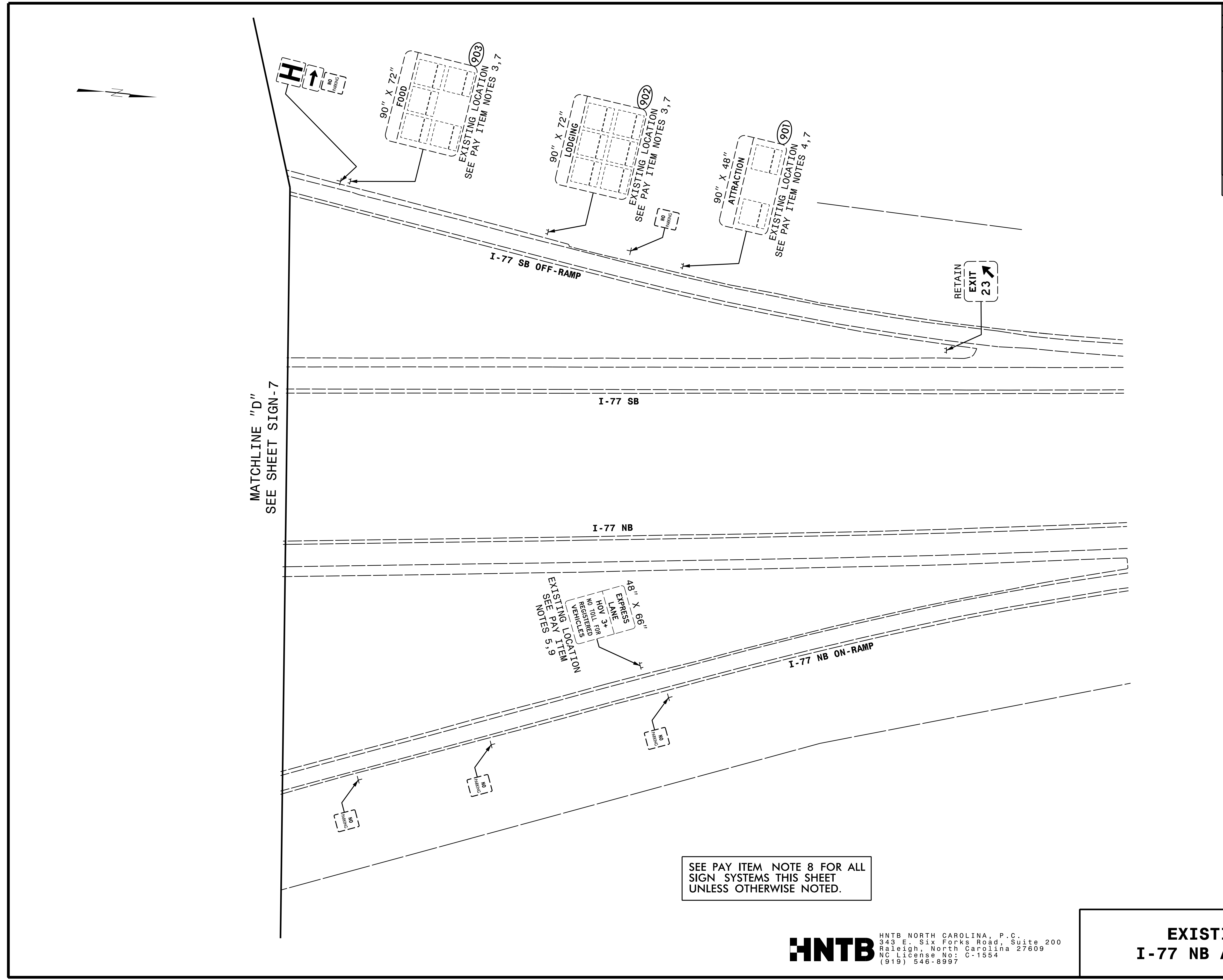


SEE PAY ITEM NOTE 8 FOR ALL SIGN SYSTEMS THIS SHEET UNLESS OTHERWISE NOTED.

HNTB
 HNTB NORTH CAROLINA, P.C.
 343 E. Six Forks Road, Suite 200
 Raleigh, North Carolina 27609
 NC License No: C-1554
 (919) 546-8997

**EXISTING SIGNS
I-77 NB AND SB RAMPS**


TIP NO. I-5714 /U-5114	SHEET NO. SIGN-9
APPROVED: <i>Charles A. Johnson, III</i> <small>9841965B47F54A6</small>	
DATE: 4/23/2018	
SEAL	
	
DOCUMENT NOT CONSIDERED FINAL UNLESS ALL SIGNATURES COMPLETED	

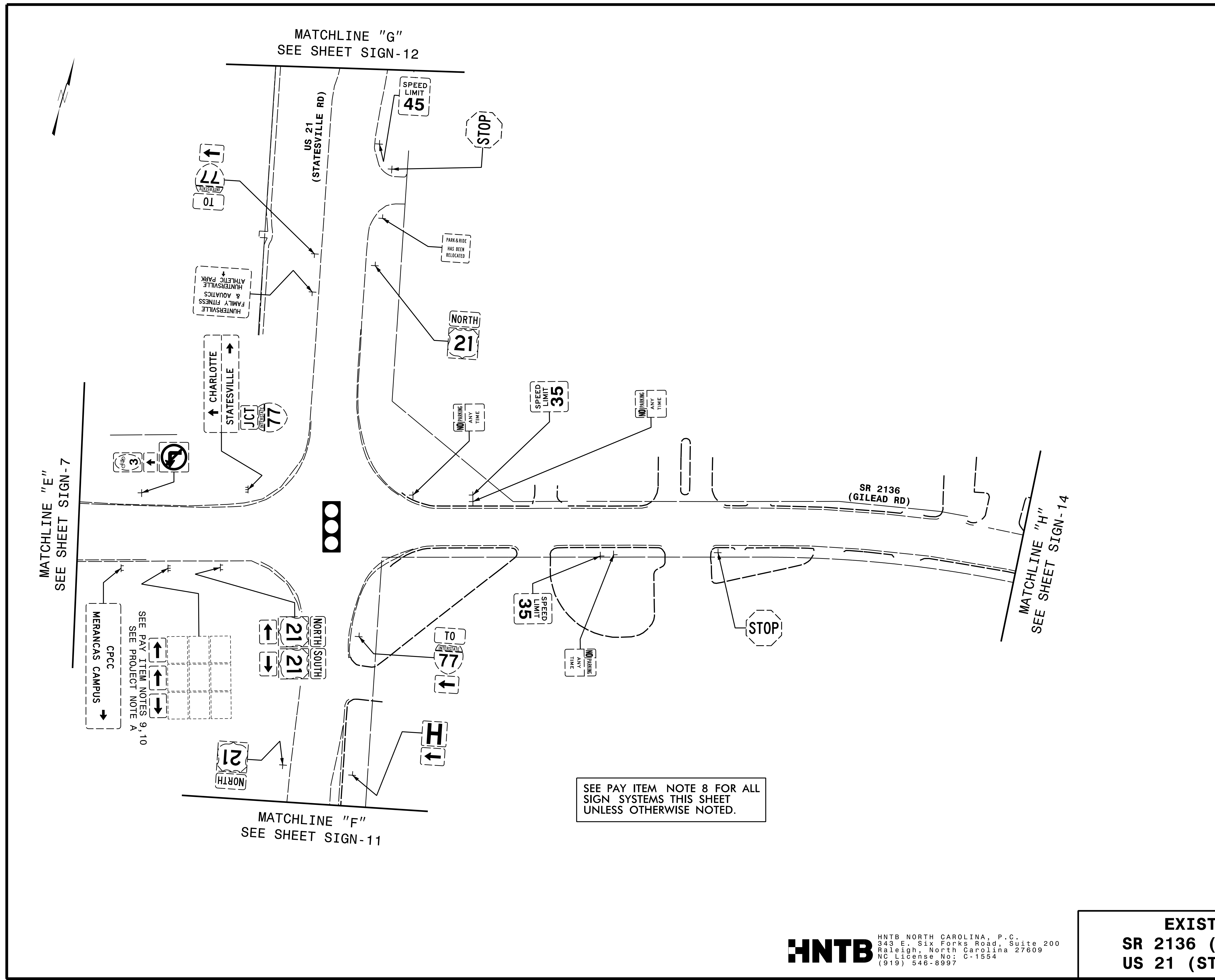


SEE PAY ITEM NOTE 8 FOR ALL SIGN SYSTEMS THIS SHEET UNLESS OTHERWISE NOTED.

HNTB
HNTB NORTH CAROLINA, P.C.
343 E. Six Forks Road, Suite 200
Raleigh, North Carolina 27609
NC License No: C-1554
(919) 546-8997


**EXISTING SIGNS
I-77 NB AND SB RAMPS**

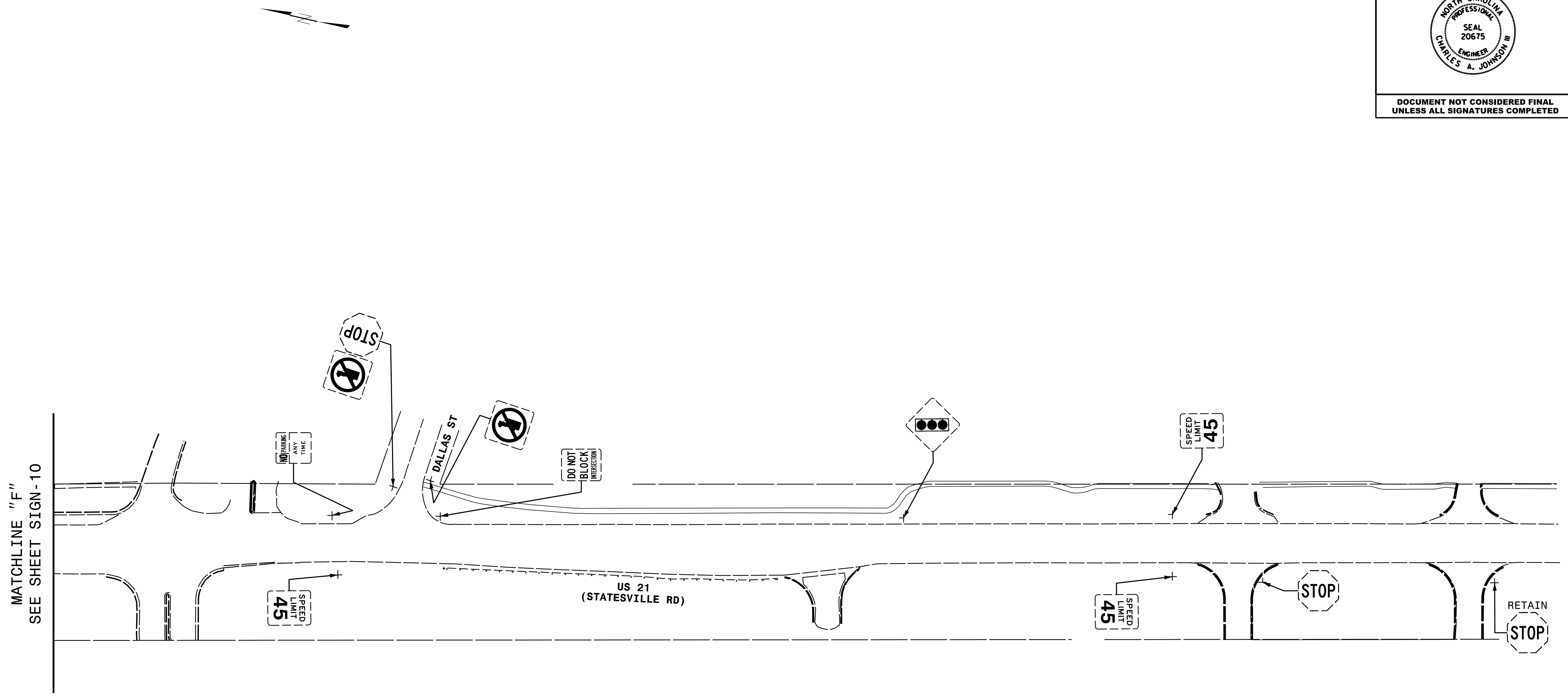
TIP NO. I-5714 /U-5114	SHEET NO. SIGN-10
APPROVED: <u>Charles A. Johnson, III</u> <small>SSA15604175AAB</small>	
DATE: 4/23/2018	
SEAL	
	
DOCUMENT NOT CONSIDERED FINAL UNLESS ALL SIGNATURES COMPLETED	




HNTB
 HNTB NORTH CAROLINA, P.C.
 343 E. Six Forks Road, Suite 200
 Raleigh, North Carolina 27609
 NC License No: C-1554
 (919) 546-8997

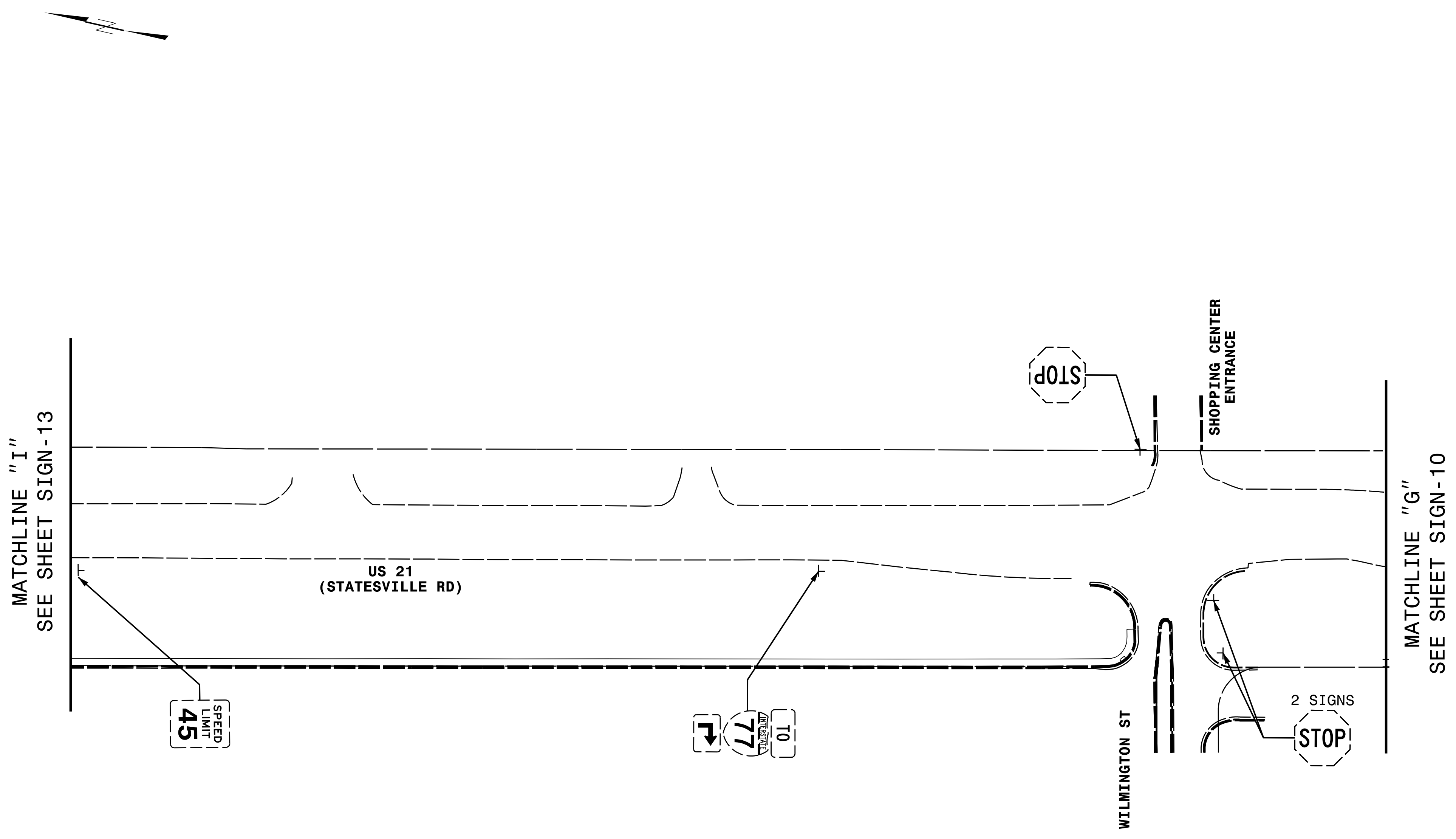
EXISTING SIGNS
SR 2136 (GILEAD RD) AT
US 21 (STATESVILLE RD)

TIP NO. I-5714 /U-5114	SHEET NO. SIGN-11
APPROVED: <u>Charles A. Johnson, III</u> <small>SSA150584756446</small>	
DATE: 4/23/2018	
SEAL	
	
DOCUMENT NOT CONSIDERED FINAL UNLESS ALL SIGNATURES COMPLETED	




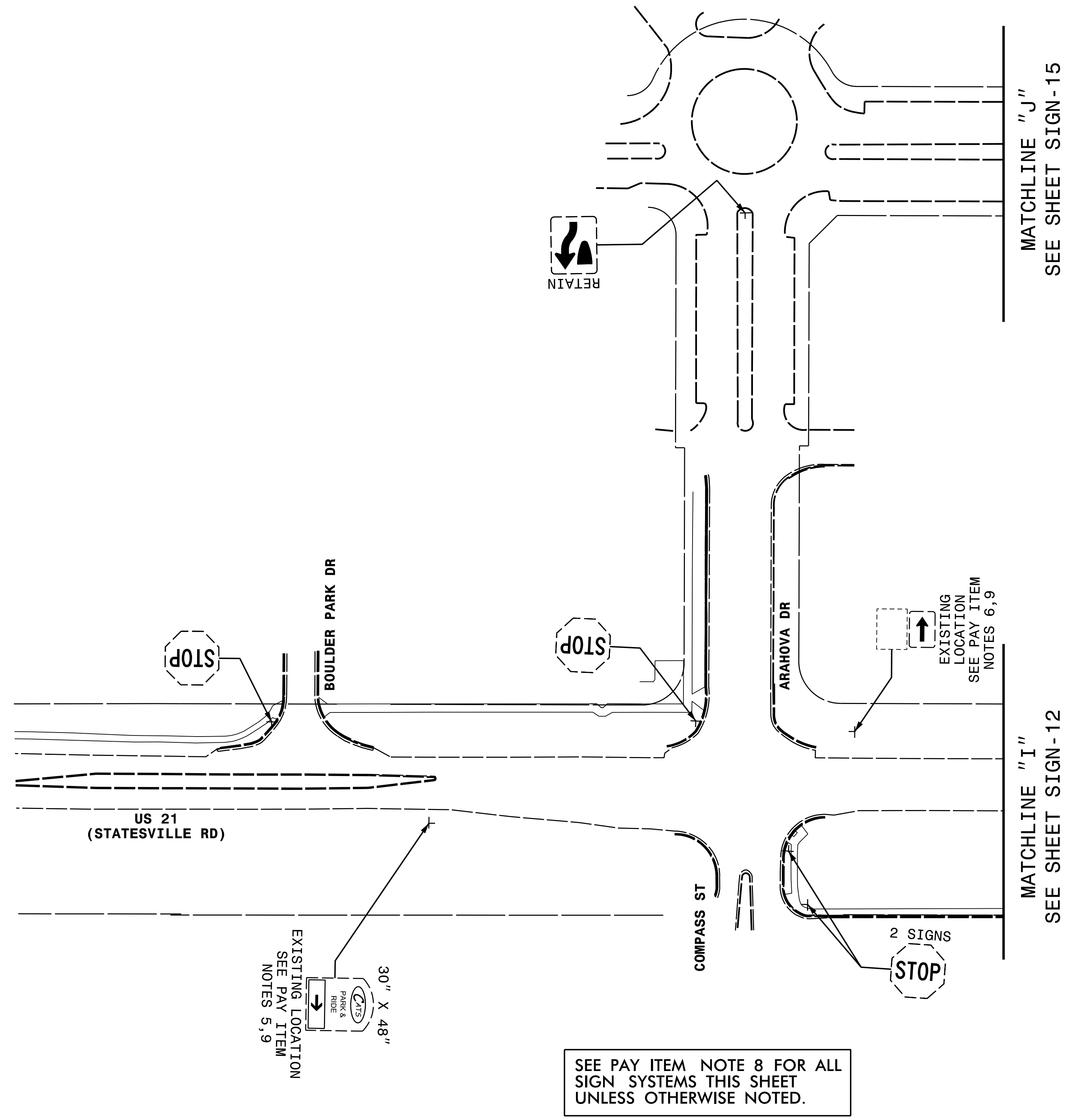
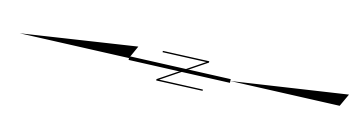
SEE PAY ITEM NOTE 8 FOR ALL SIGN SYSTEMS THIS SHEET UNLESS OTHERWISE NOTED.

TIP NO. I-5714 /U-5114	SHEET NO. SIGN-12
APPROVED: <i>Charles A. Johnson, III</i> <small>DocuSigned by: 98A1965B47F54A6</small>	
DATE: 4/23/2018	
SEAL	
	
DOCUMENT NOT CONSIDERED FINAL UNLESS ALL SIGNATURES COMPLETED	




SEE PAY ITEM NOTE 8 FOR ALL SIGN SYSTEMS THIS SHEET UNLESS OTHERWISE NOTED.

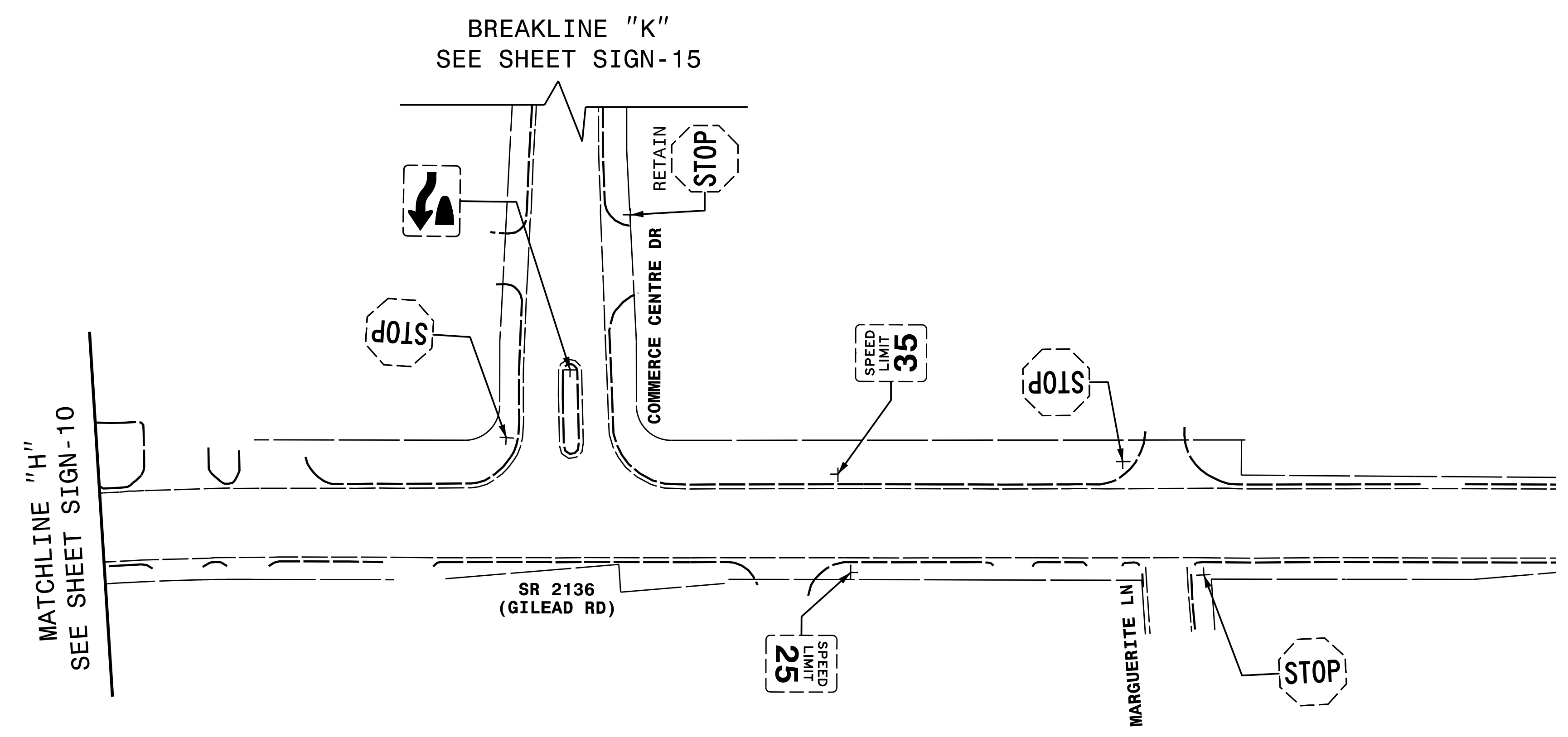
TIP NO. I-5714 /U-5114	SHEET NO. SIGN-13
APPROVED: <i>Charles A. Johnson, III</i> <small>DocuSigned by: Charles A. Johnson, III 59A1565B47F54A6</small>	
DATE: 4/23/2018	
SEAL	
	
DOCUMENT NOT CONSIDERED FINAL UNLESS ALL SIGNATURES COMPLETED	



HNTB
HNTB NORTH CAROLINA, P.C.
343 E. Six Forks Road, Suite 200
Raleigh, North Carolina 27609
NC License No: C-1554
(919) 546-8997


**EXISTING SIGNS
US 21 (STATESVILLE RD) AND
COMPASS ST**

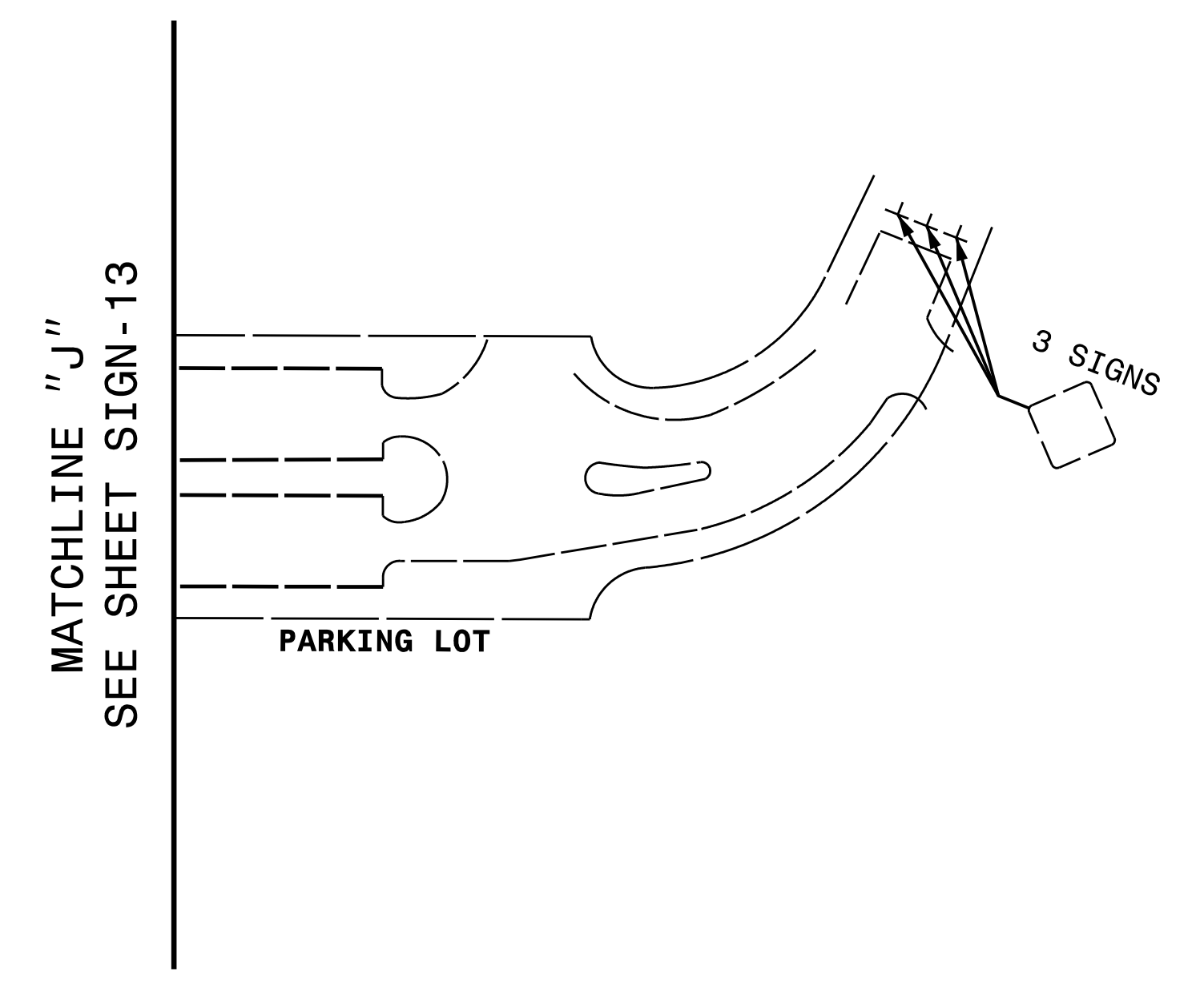
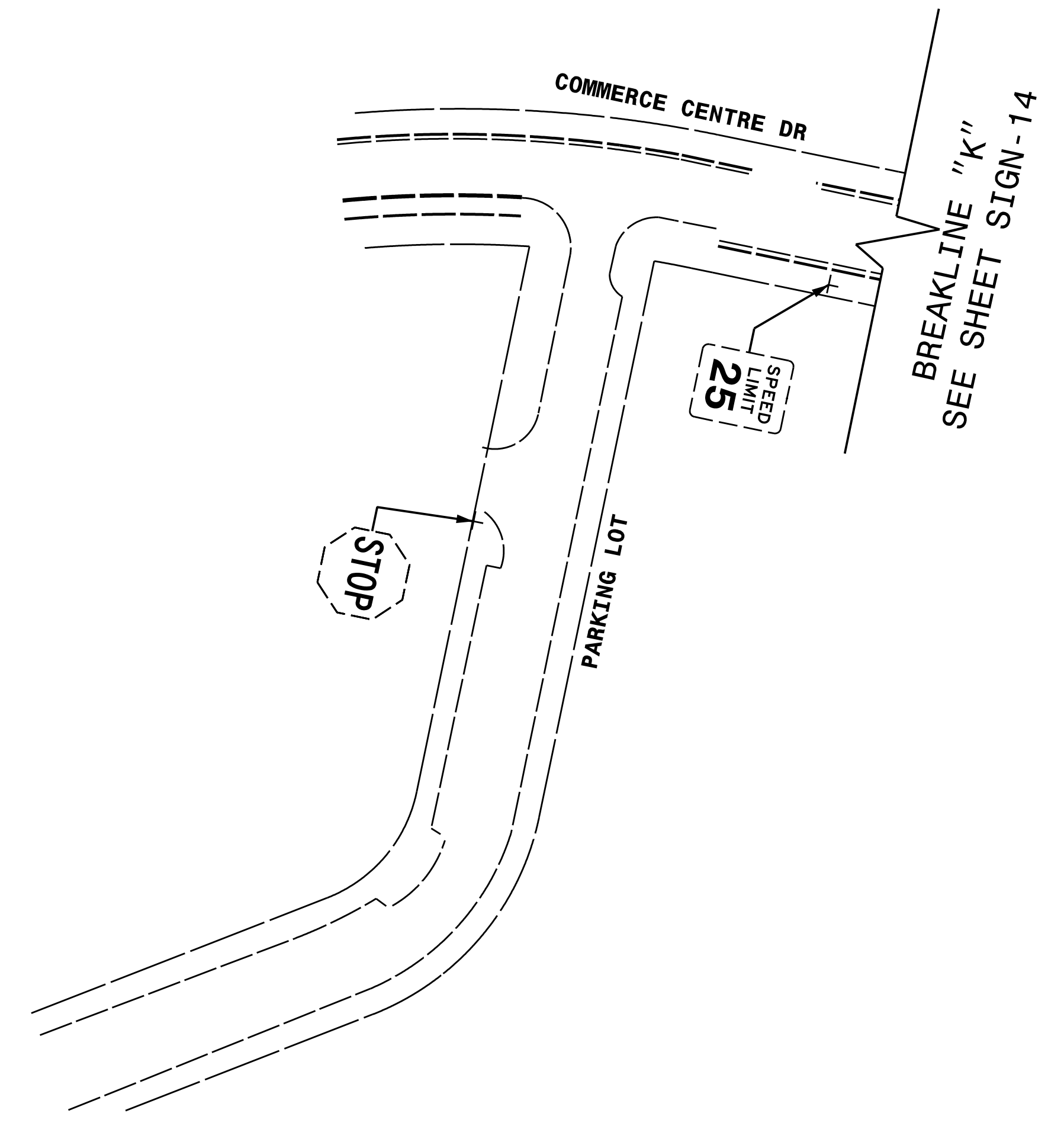
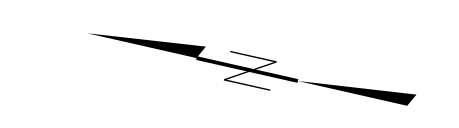
TIP NO. I-5714 /U-5114	SHEET NO. SIGN-14
APPROVED: <i>Charles A. Johnson, III</i> <small>5941965B47F54A6</small>	
DATE: 4/23/2018	
SEAL	
	
DOCUMENT NOT CONSIDERED FINAL UNLESS ALL SIGNATURES COMPLETED	



SEE PAY ITEM NOTE 8 FOR ALL SIGN SYSTEMS THIS SHEET UNLESS OTHERWISE NOTED.

**EXISTING SIGNS
SR 2136 (GILEAD RD)**


TIP NO. I-5714 /U-5114	SHEET NO. SIGN-15
APPROVED: <i>Charles A. Johnson, III</i> <small>DocuSigned by: 98A1965B47F54A6</small>	
DATE: 4/23/2018	
SEAL	
	
DOCUMENT NOT CONSIDERED FINAL UNLESS ALL SIGNATURES COMPLETED	

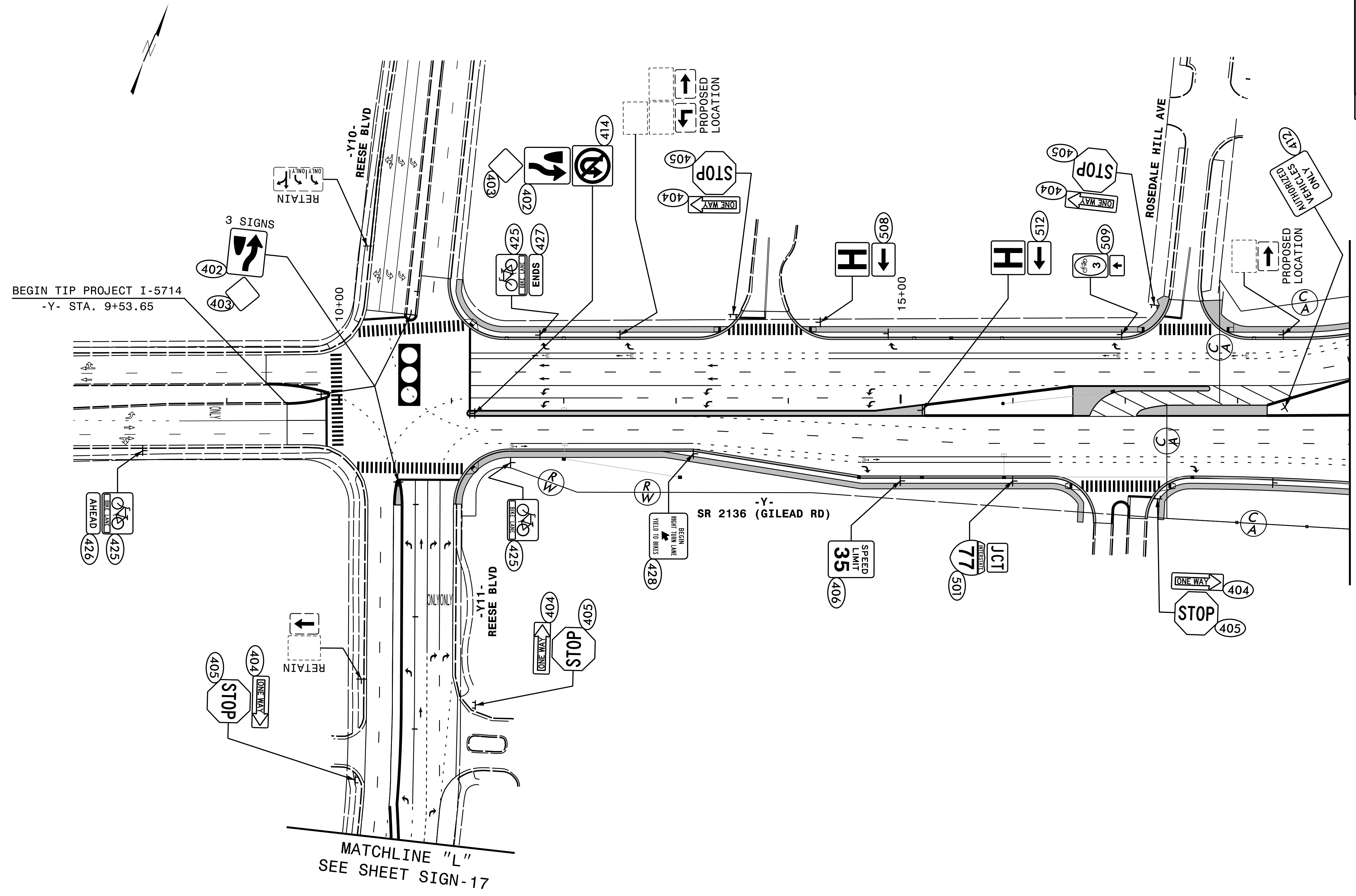


SEE PAY ITEM NOTE 8 FOR ALL SIGN SYSTEMS THIS SHEET UNLESS OTHERWISE NOTED.

HNTB
 HNTB NORTH CAROLINA, P.C.
 343 E. Six Forks Road, Suite 200
 Raleigh, North Carolina 27609
 NC License No: C-1554
 (919) 546-8997

**EXISTING SIGNS
 COMMERCE CENTRE DR AND
 COLUMBIA DR**


TIP NO. I-5714 /U-5114	SHEET NO. SIGN-16
APPROVED: <i>Charles A. Johnson, III</i> <small>SEAL 20675</small>	
DATE: 5/14/2018 9:47:48 AM EDT	
SEAL	
	
DOCUMENT NOT CONSIDERED FINAL UNLESS ALL SIGNATURES COMPLETED	

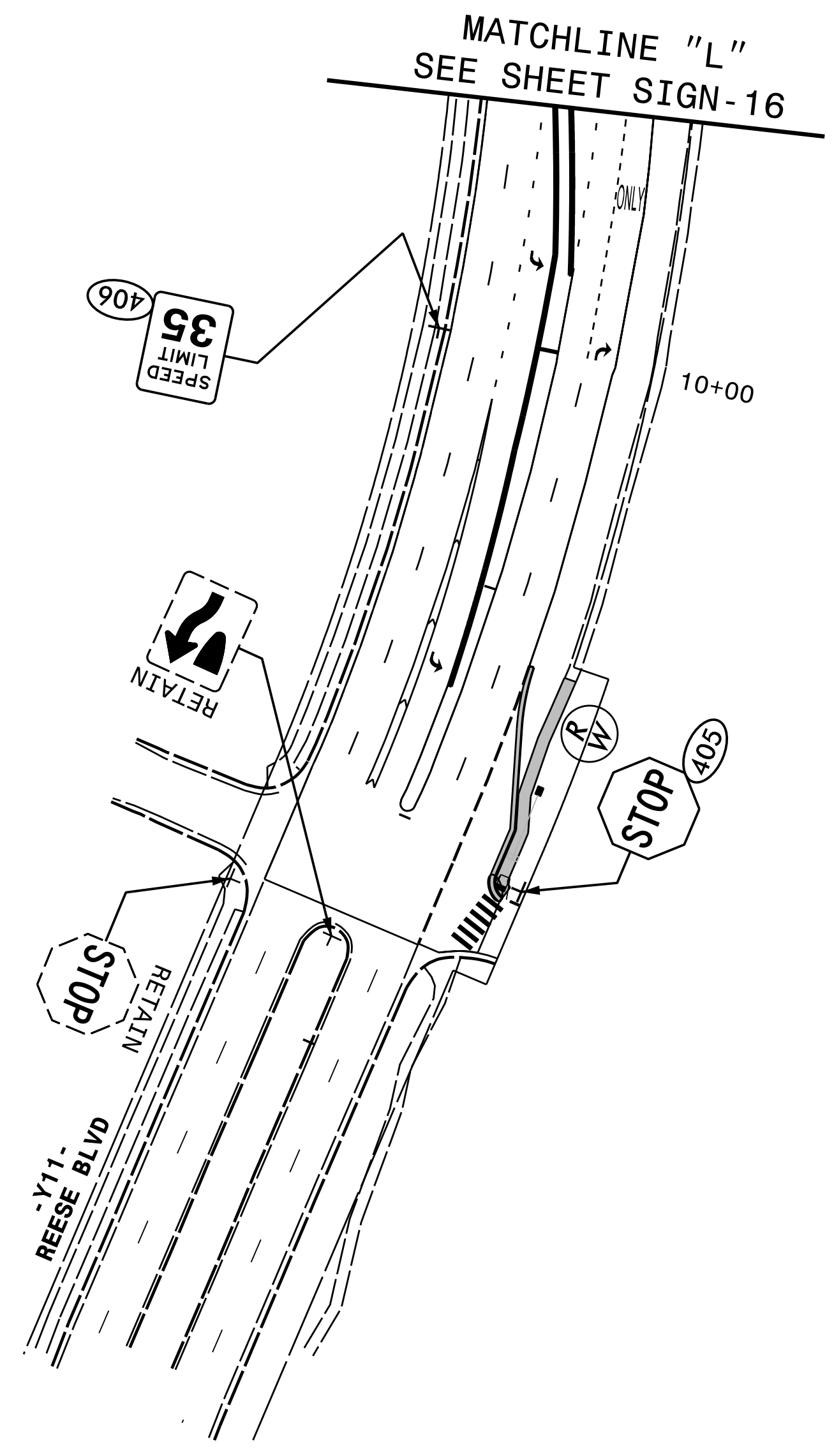



BEGIN TIP PROJECT I-5714
-Y- STA. 9+53.65

MATCHLINE "L"
SEE SHEET SIGN-17


MATCHLINE "M"
SEE SHEET SIGN-18

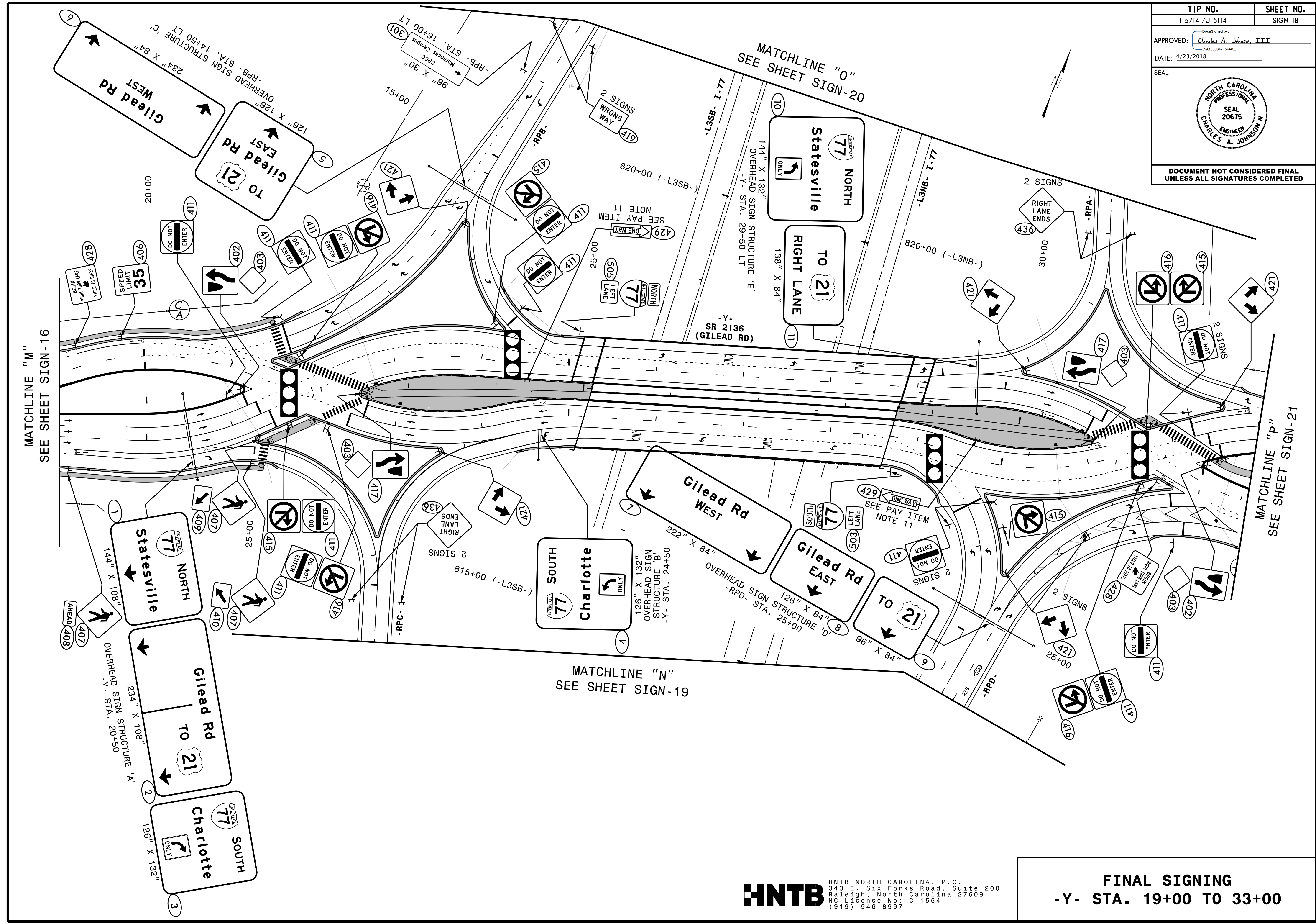
TIP NO. I-5714 /U-5114	SHEET NO. SIGN-17
APPROVED: <u>Charles A. Johnson, III</u> <small>DocuSigned by: 59A1565B47F54A6</small>	
DATE: 4/23/2018	
SEAL	
	
DOCUMENT NOT CONSIDERED FINAL UNLESS ALL SIGNATURES COMPLETED	



HNTB
 HNTB NORTH CAROLINA, P.C.
 343 E. Six Forks Road, Suite 200
 Raleigh, North Carolina 27609
 NC License No: C-1554
 (919) 546-8997


FINAL SIGNING
-Y11- STA. 7+00 TO 11+00

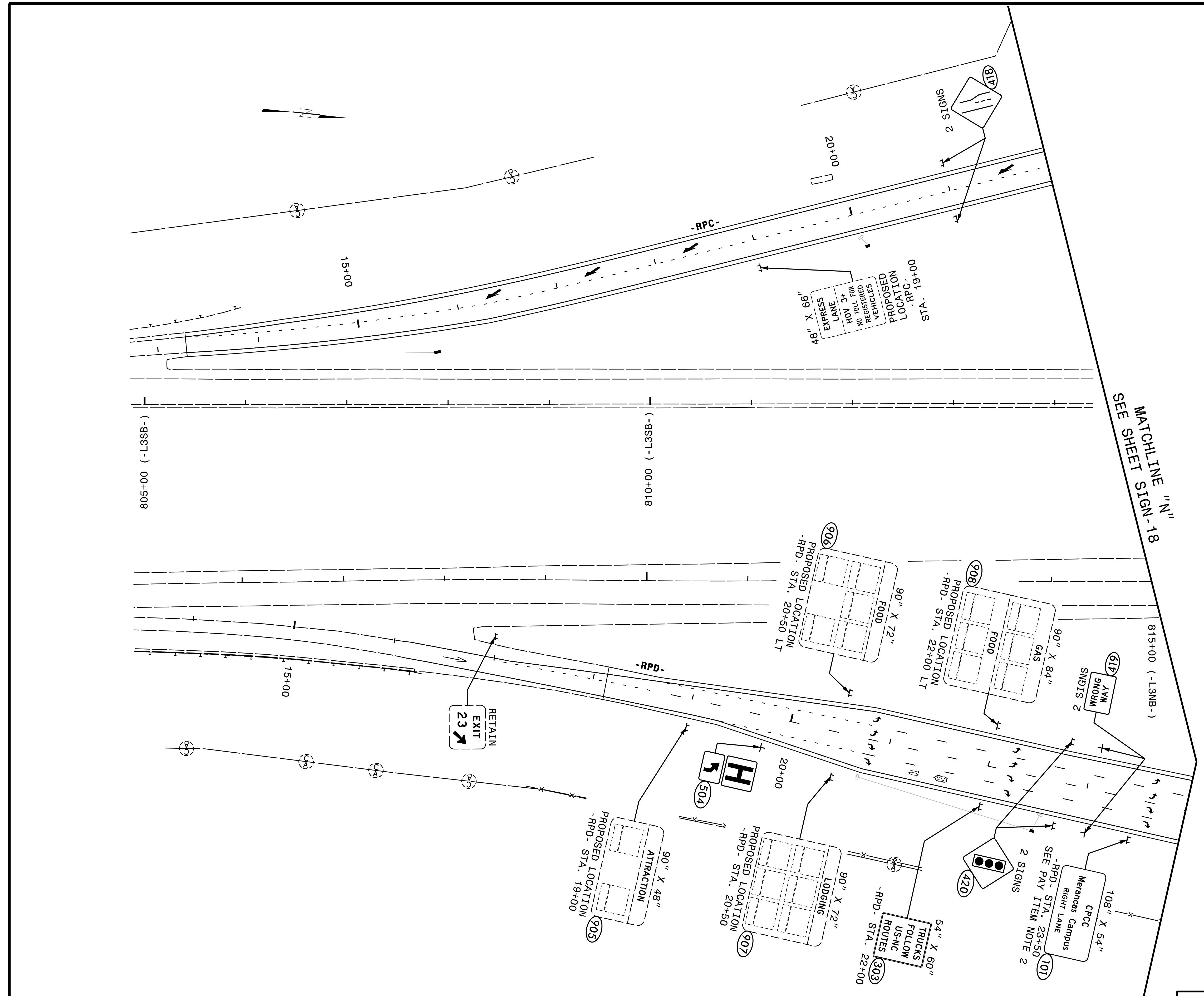
TIP NO. I-5714 /U-5114	SHEET NO. SIGN-18
APPROVED: <i>Charles A. Johnson, III</i> DATE: 4/23/2018	
SEAL 	
DOCUMENT NOT CONSIDERED FINAL UNLESS ALL SIGNATURES COMPLETED	



HNTB
 HNTB NORTH CAROLINA, P.C.
 343 E. Six Forks Road, Suite 200
 Raleigh, North Carolina 27609
 NC License No: C-1554
 (919) 546-8997


FINAL SIGNING
 -Y- STA. 19+00 TO 33+00

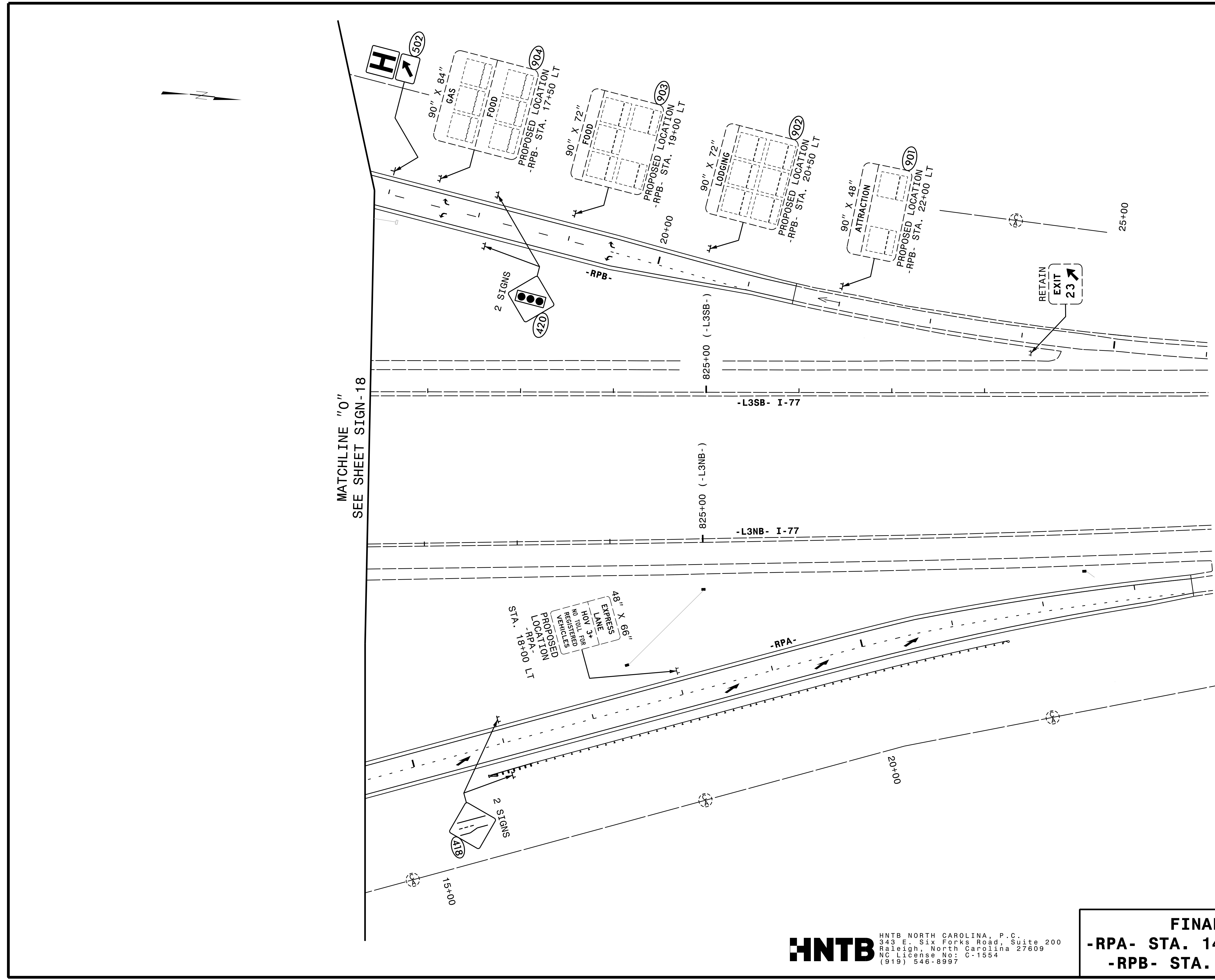
TIP NO. I-5714 /U-5114	SHEET NO. SIGN-19
APPROVED: <i>Charles A. Johnson, III</i> <small>DocuSigned by: 98A1965B47F54A6</small>	
DATE: 4/23/2018	
SEAL	
	
DOCUMENT NOT CONSIDERED FINAL UNLESS ALL SIGNATURES COMPLETED	



HNTB
 HNTB NORTH CAROLINA, P.C.
 343 E. Six Forks Road, Suite 200
 Raleigh, North Carolina 27609
 NC License No: C-1554
 (919) 546-8997


FINAL SIGNING
-RPC- STA. 14+00 TO 22+00 AND
-RPD- STA. 15+00 TO 24+00

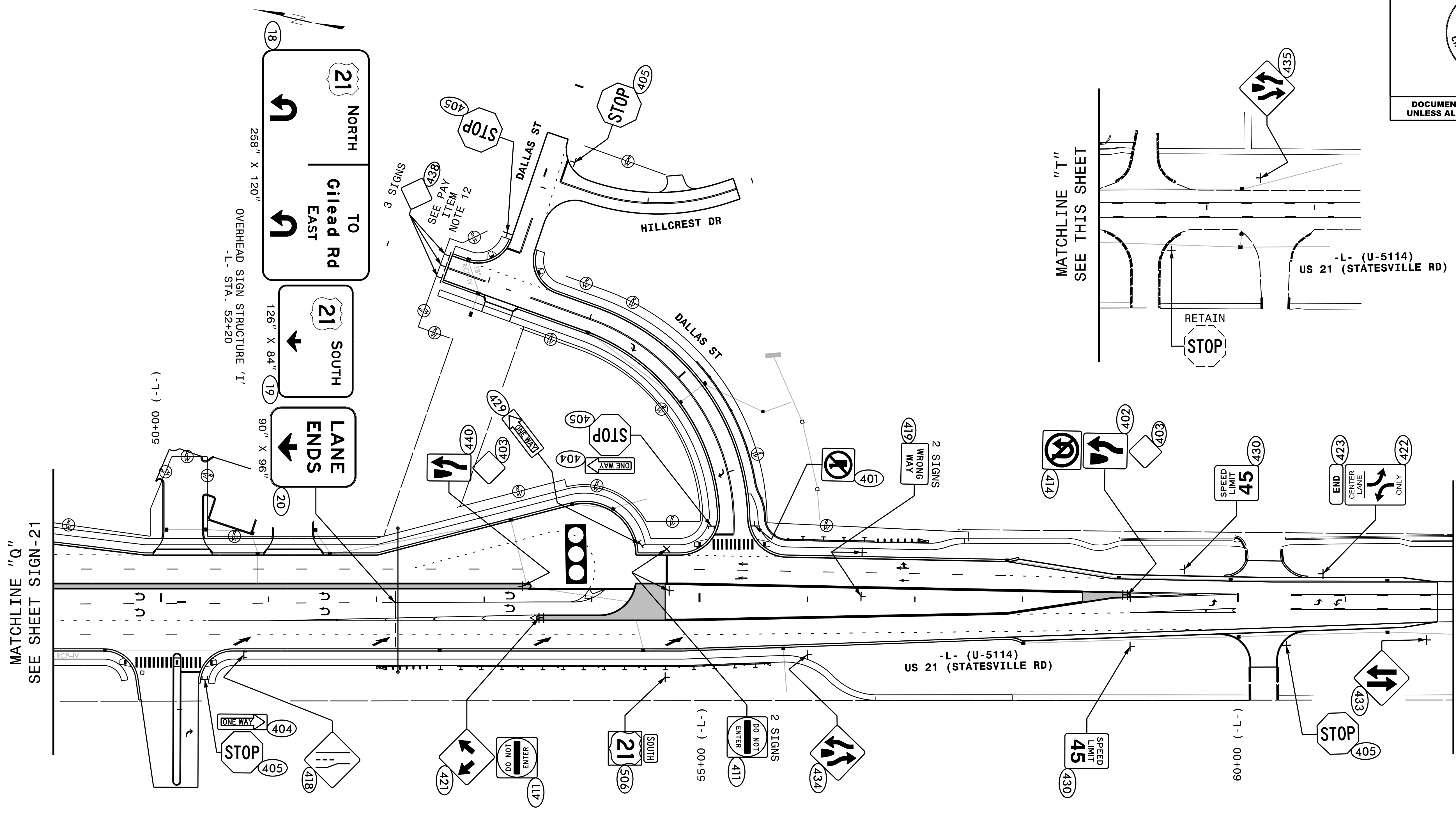
TIP NO. I-5714 /U-5114	SHEET NO. SIGN-20
APPROVED: <i>Charles A. Johnson, III</i> <small>DocuSigned by: 99A1965B47F54A6</small>	
DATE: 4/23/2018	
SEAL 	
DOCUMENT NOT CONSIDERED FINAL UNLESS ALL SIGNATURES COMPLETED	



HNTB
HNTB NORTH CAROLINA, P.C.
343 E. Six Forks Road, Suite 200
Raleigh, North Carolina 27609
NC License No: C-1554
(919) 546-8997

FINAL SIGNING
-RPA- STA. 14+00 TO 24+00 AND
-RPB- STA. 16+85 TO 26+00

TIP NO. I-5714 /U-5114	SHEET NO. SIGN-22
APPROVED: <i>Charles A. Johnson, III</i> <small>59A1585B47F54A6</small>	
DATE: 4/23/2018	
SEAL	
	
DOCUMENT NOT CONSIDERED FINAL UNLESS ALL SIGNATURES COMPLETED	



MATCHLINE "Q"
SEE SHEET SIGN-21

MATCHLINE "T"
SEE THIS SHEET

MATCHLINE "T"
SEE THIS SHEET


-L- (U-5114)
US 21 (STATESVILLE RD)

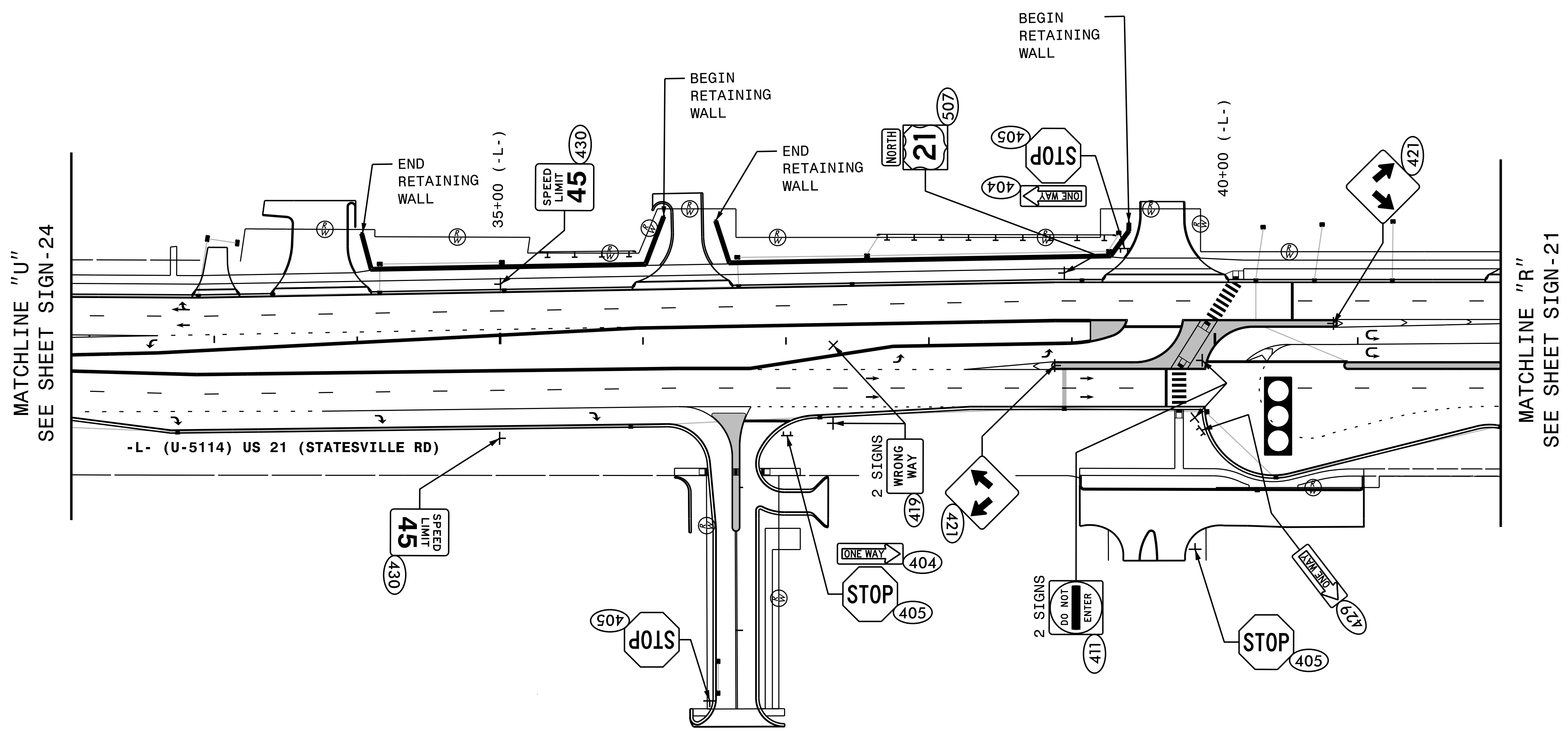
RETAIN
STOP

-L- (U-5114)
US 21 (STATESVILLE RD)

HNTB
 HNTB NORTH CAROLINA, P.C.
 343 E. Six Forks Road, Suite 200
 Raleigh, North Carolina 27609
 NC License No: C-1554
 (919) 546-8997


FINAL SIGNING
 -L- STA. 49+00 TO
 65+00 (-L- U-5114)

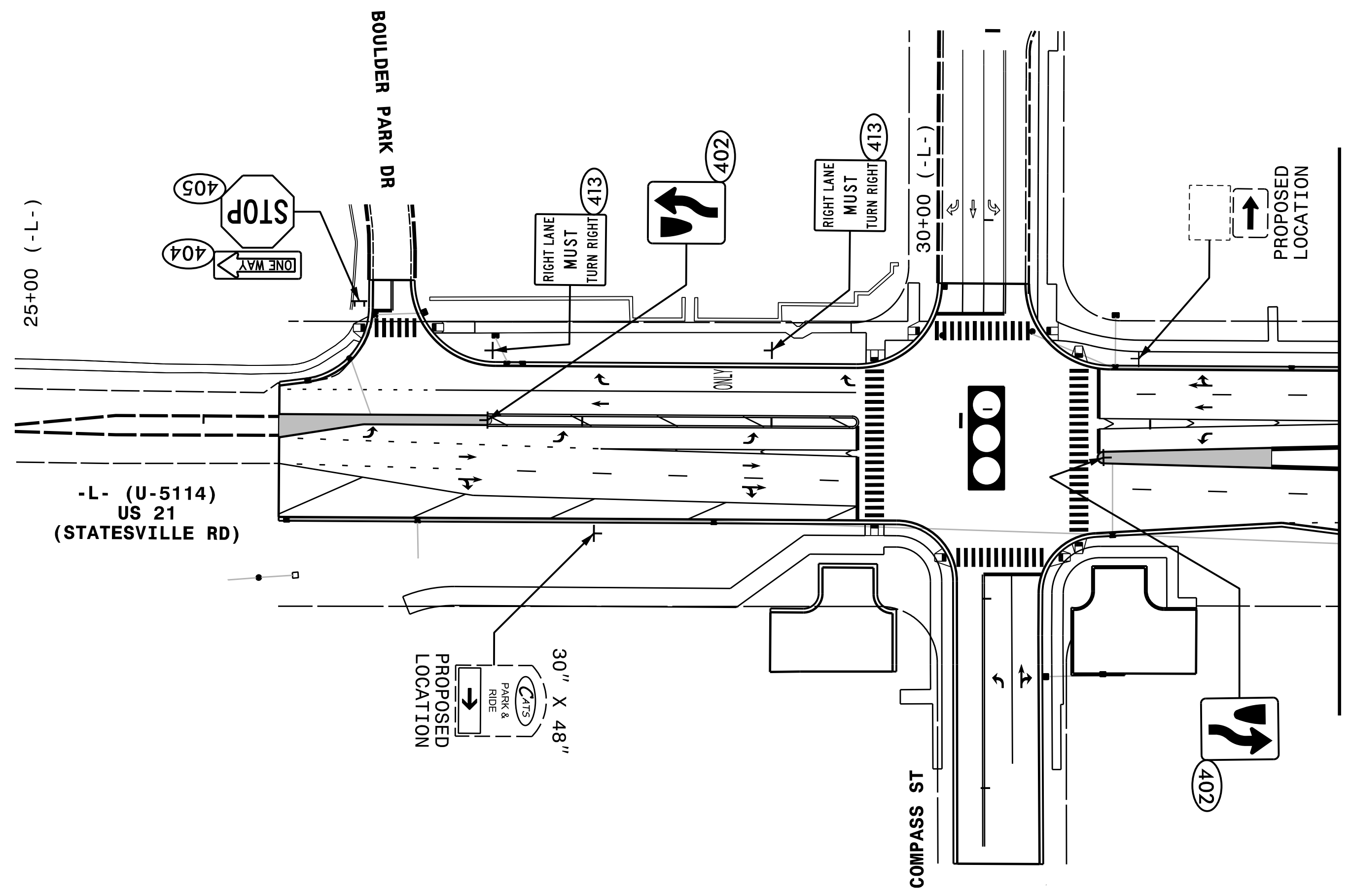
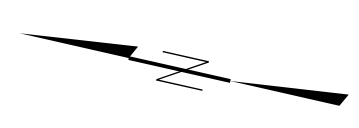
TIP NO. I-5714 /U-5114	SHEET NO. SIGN-23
APPROVED: <i>Charles A. Johnson, III</i> <small>058150084770446</small>	
DATE: 4/24/2018	
SEAL	
	
DOCUMENT NOT CONSIDERED FINAL UNLESS ALL SIGNATURES COMPLETED	



HNTB
 HNTB NORTH CAROLINA, P.C.
 343 E. Six Forks Road, Suite 200
 Raleigh, North Carolina 27609
 NC License No: C-1554
 (919) 546-8997


FINAL SIGNING
-L- (U-5114) STA. 42+00
TO 32+00

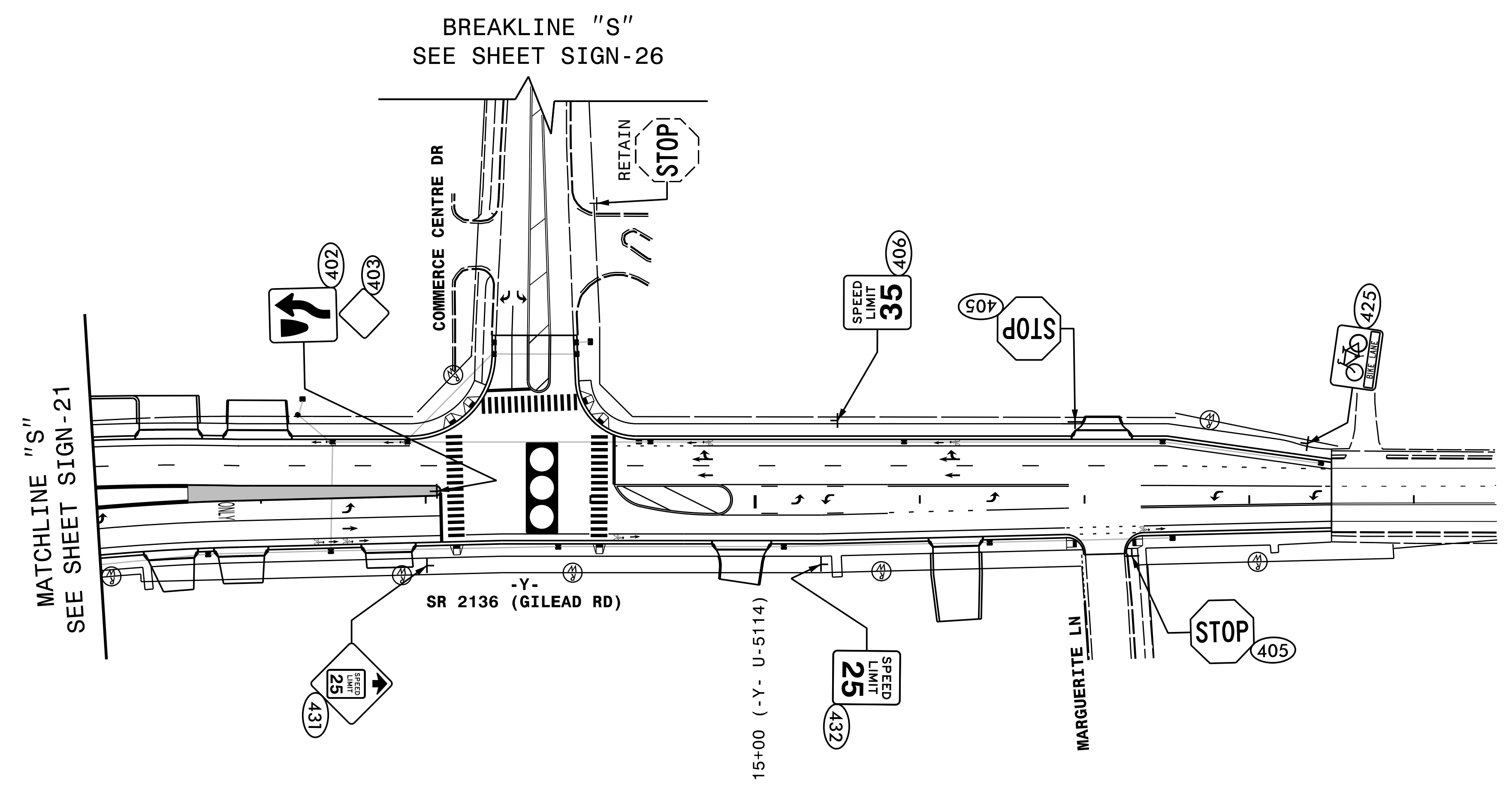
TIP NO. I-5714 /U-5114	SHEET NO. SIGN-24
APPROVED: <i>Charles A. Johnson, III</i> <small>DocuSigned by: 98A1965B47F54A6</small>	
DATE: 4/23/2018	
SEAL	
	
DOCUMENT NOT CONSIDERED FINAL UNLESS ALL SIGNATURES COMPLETED	



HNTB
HNTB NORTH CAROLINA, P.C.
343 E. Six Forks Road, Suite 200
Raleigh, North Carolina 27609
NC License No: C-1554
(919) 546-8997


FINAL SIGNING
-L- (U-5114) STA. 32+00
TO 25+00

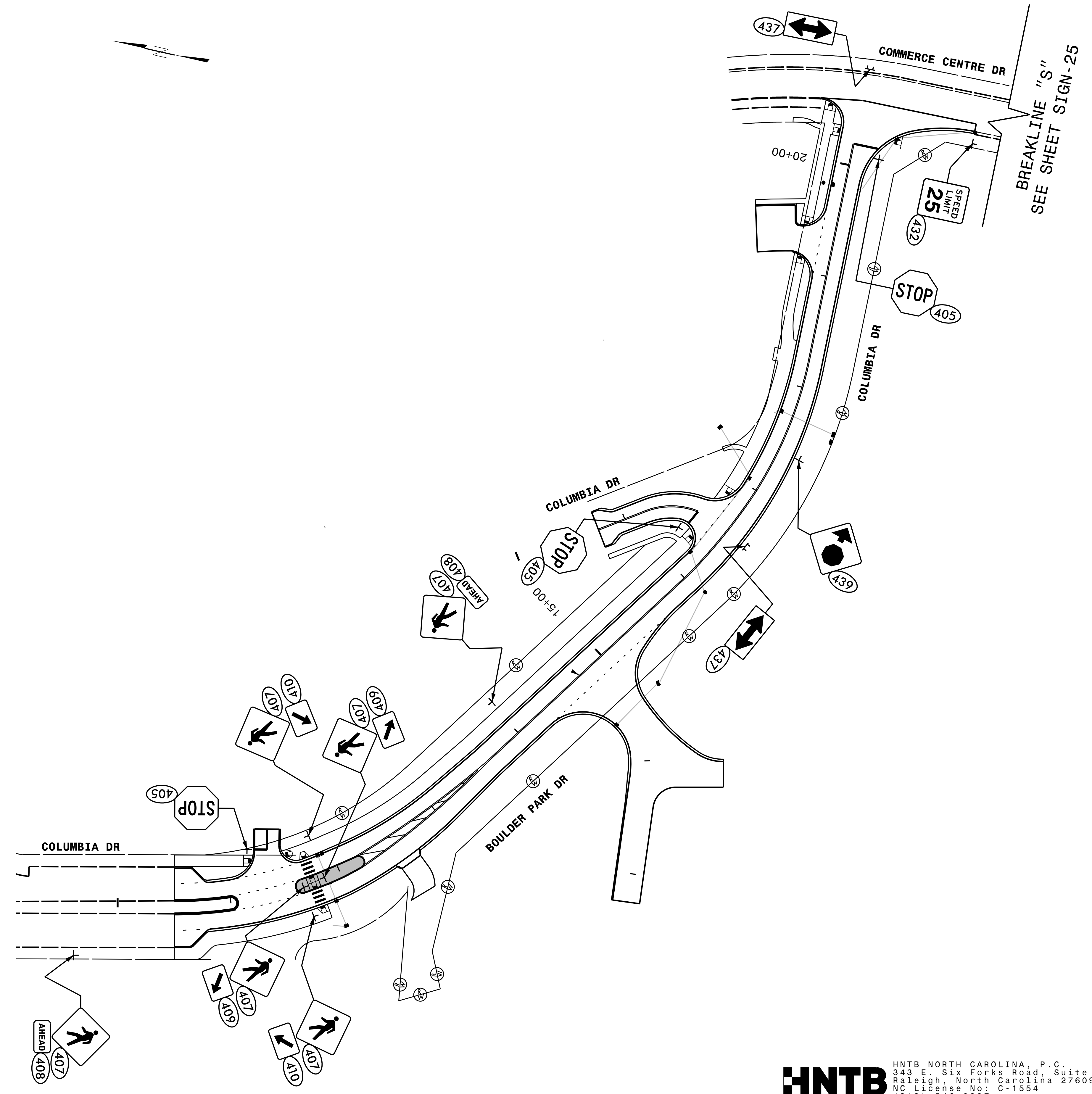
TIP NO. I-5714 /U-5114	SHEET NO. SIGN-25
APPROVED: <i>Charles A. Johnson, III</i> <small>Professional Engineer No. 20675</small>	
DATE: 4/24/2018	
SEAL	
	
DOCUMENT NOT CONSIDERED FINAL UNLESS ALL SIGNATURES COMPLETED	



HNTB
 HNTB NORTH CAROLINA, P.C.
 343 E. Six Forks Road, Suite 200
 Raleigh, North Carolina 27609
 NC License No: C-1554
 (919) 546-8997

FINAL SIGNING
-Y- (U-5114) STA. 19+00
TO 10+00

TIP NO. I-5714 /U-5114	SHEET NO. SIGN-26
APPROVED: <i>Charles A. Johnson, III</i> <small>DocuSigned by: 98A1965B47F54A6</small>	
DATE: 4/23/2018	
SEAL 	
DOCUMENT NOT CONSIDERED FINAL UNLESS ALL SIGNATURES COMPLETED	



HNTB
 HNTB NORTH CAROLINA, P.C.
 343 E. Six Forks Road, Suite 200
 Raleigh, North Carolina 27609
 NC License No: C-1554
 (919) 546-8997

FINAL SIGNING
COLUMBIA DR
STA. 10+50 TO 20+00