

**This electronic collection of documents is provided
for the convenience of the user
and is Not a Certified Document –**

**The documents contained herein were originally issued
and sealed by the individuals whose names and license
numbers appear on each page, on the dates appearing
with their signature on that page.**

**This file or an individual page
shall not be considered a certified document.**


T.I.P.: U-4405

CONTRACT: C204107

**STATE OF NORTH CAROLINA
DEPARTMENT OF TRANSPORTATION**

**SIGNING PLAN
CUMBERLAND COUNTY**

**LOCATION: US 401 (RAEFORD ROAD) FROM SOUTH RAEFORD ROAD / BENTRIDGE LANE
TO EAST OF FAIRWAY DRIVE IN FAYETTEVILLE**

TIP NO. U-4405	SHEET NO. SIGN-1
Designed by: <u>Betsy L. Watson</u> APPROVED: _____ DATE: 4/19/2018	
SEAL 	
DOCUMENT NOT CONSIDERED FINAL UNLESS ALL SIGNATURES COMPLETED	

ROADWAY STANDARD DRAWING

THE FOLLOWING ROADWAY STANDARDS AS APPEAR IN "ROADWAY STANDARD DRAWINGS" - PROJECT SERVICES UNIT - N.C. DEPARTMENT OF TRANSPORTATION - RALEIGH, N.C., DATED JANUARY 2018 ARE APPLICABLE TO THIS PROJECT AND BY REFERENCE HEREBY ARE CONSIDERED A PART OF THESE PLANS:

STD. NO.	TITLE
901.10	TYPE 'A' SIGNS
901.50	ARROWS AND SHIELDS
901.70	SIGN STRINGERS AND SUPPORT SPACING
901.80	SIGN MOUNTING DETAILS - FOR TYPE A AND TYPE B SIGNS
903.10	GROUND MOUNTED SIGN SUPPORTS
904.10	ORIENTATION OF GROUND MOUNTED SIGNS
904.50	MOUNTING OF TYPE 'D', 'E' AND 'F' SIGNS ON 'U' CHANNEL POSTS

GENERAL NOTES

- . SIGNS FURNISHED BY STATE
- . CONFIRM IN WRITING AT LEAST 4 MONTHS IN ADVANCE, THE ACTUAL DATE THE DEPARTMENT FURNISHED SIGNS WILL BE REQUIRED.
- . ALL TYPE 'D' SIGNS SHALL BE MOUNTED ON TWO U-CHANNEL POSTS UNLESS OTHERWISE INDICATED ON THE PLANS.
- . IF REMOVAL OR RELOCATION OF SIGNS ON PRIVATE STREET (NON-STATE MAINTAINED) IS REQUIRED DUE TO CONSTRUCTION, THE CONTRACTOR SHALL INFORM THE ENGINEER. THE WORK WILL BE COMPLETED BY OTHERS.
- . WHEN NOT STATIONED OR DIMENSIONED ON PLANS, ALL 'E' AND 'F' SIGNS SHALL BE FIELD LOCATED BY THE ENGINEER
- . ALL EXISTING SIGNS ON "U" CHANNEL POST WITHIN THE PROJECT LIMITS SHALL BE REMOVED AND DISPOSED OF UNLESS OTHERWISE NOTED ON PLANS.
- . WHEN EXISTING SIGNS ARE REMOVED AND INSTALLED ON NEW SUPPORTS, THE RE-ERECTION SHALL IMMEDIATELY FOLLOW THE REMOVAL.
- . THE BACKGROUND FOR TYPE E & F SIGNS SHALL BE TYPE C REFLECTIVE SHEETING.
- . DO NOT BEGIN FABRICATION FOR TYPES A & B SIGNS MOUNTED ON OVERHEAD STRUCTURES OR STEEL SUPPORTS UNTIL "S" DIMENSIONS HAVE BEEN FIELD VERIFIED.
- . SEE ROADWAY PLANS FOR GUARD/GUIDE RAIL DETAILS.

SUMMARY OF QUANTITIES


ITEM NO.	ITEM DESCRIPTION	QUANTITY	UNIT
DESC. NO.	SECT. NO.		
4048000000	902	REINFORCED CONCRETE SIGN FOUNDATION	2 C.Y.
4054000000	902	PLAIN CONCRETE SIGN FOUNDATION	1 C.Y.
4057000000	SP	OVERHEAD FOOTING	18 C.Y.
4060000000	903	SUPPORTS, BREAKAWAY STEEL BEAM	2196 LB.
4072000000	903	SUPPORTS, 3 LB STEEL U-CHANNEL	6650 L.F.
4082100000	SP	SUPPORTS, OVERHEAD SIGN STRUCTURE @ -RPB- STA. 12+74	1 L.S.
4096000000	904	SIGN ERECTION, TYPE D	7 EA.
4102000000	904	SIGN ERECTION, TYPE E	469 EA.
4108000000	904	SIGN ERECTION, TYPE F	44 EA.
4109000000	904	SIGN ERECTION, TYPE A (OVERHEAD)	4 EA.
4110000000	904	SIGN ERECTION, TYPE A (GROUND MOUNTED)	4 EA.
4116100000	904	SIGN ERECTION, RELOCATE SIGN TYPE D (GROUND MOUNTED)	69 EA.
4152000000	907	DISPOSAL OF SIGN SYSTEM, STEEL BEAM	2 EA.
4155000000	907	DISPOSAL OF SIGN SYSTEM, U-CHANNEL	279 EA.
4192000000	907	DISPOSAL OF SUPPORT, U-CHANNEL	69 EA.
4234000000	907	DISPOSAL OF SIGN, A OR B (OVERHEAD)	5 EA.
4360000000	SP	DISPOSAL OF SIGN SYSTEM ON SPANWIRE	2 EA.

INDEX

SHEET NO.	DESCRIPTION
SIGN-1	TITLE SHEET
SIGN-2	SUPPORT INFORMATION
SIGN-3A-3D	E AND F SHEETS
SIGN-4A-4F	OVERHEAD DETAILS AND SIGN DESIGNS
SIGN-5-33	SIGNING PLAN SHEETS

PLAN PREPARED FOR THE N.C.D.O.T. SIGNING AND DELINEATION UNIT

Ayman Alqudwah, PE SIGNING & DELINEATION REGIONAL ENGINEER
Stacy Johns SIGNING & DELINEATION DESIGN ENGINEER



Stantec Consulting Services Inc.
 801 Jones Franklin Road
 Suite 300
 Raleigh, NC 27606
 Tel. (919) 851-6866
 Fax. (919) 851-7024
 www.stantec.com
 License No. F-0672

PLAN PREPARED BY: Stantec Consulting Services, Inc.

Betsy L. Watson, PE Senior Principal
Dean Harris Senior Transportation Designer
James Hambricht Senior Transportation Technician



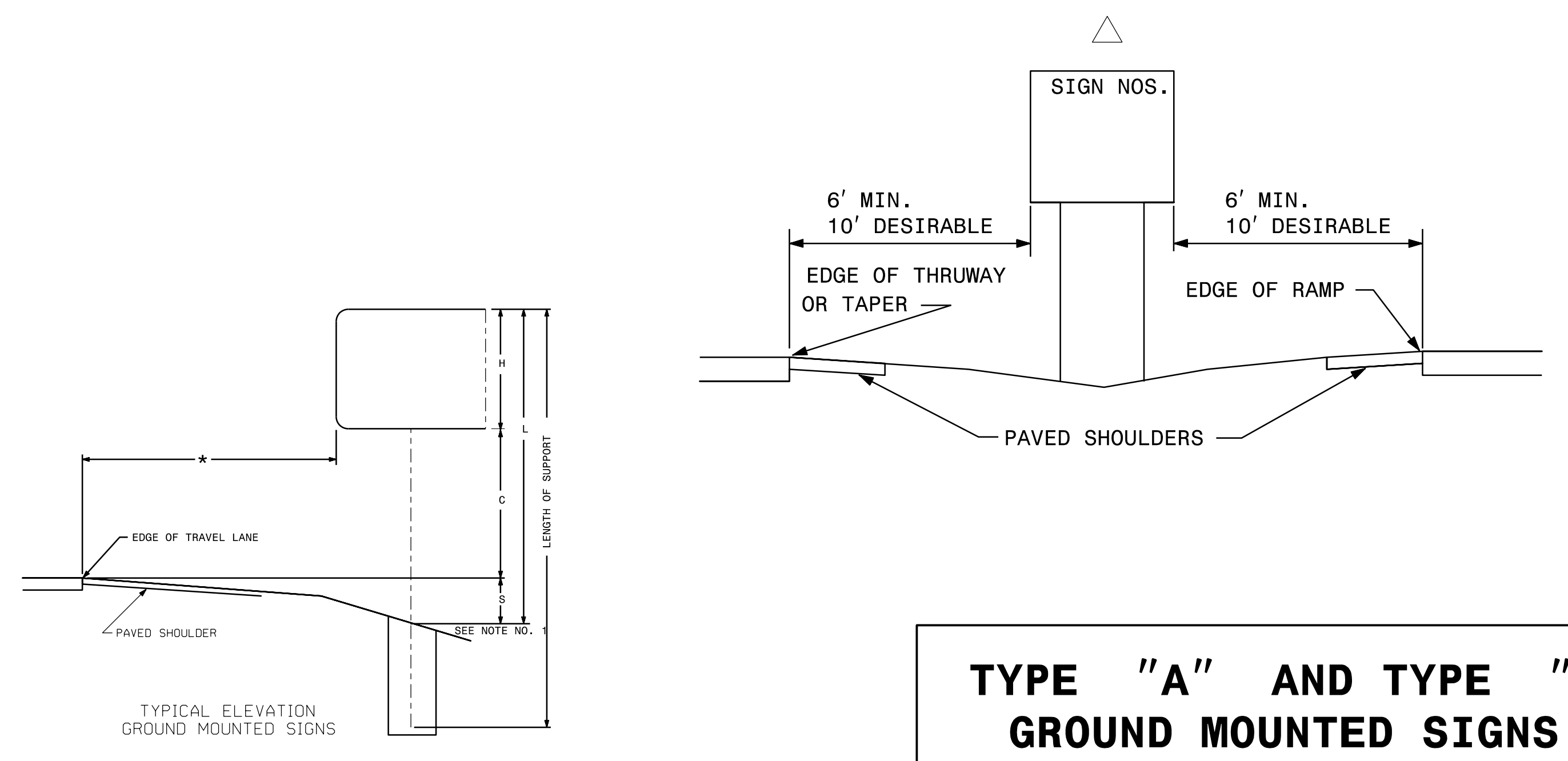
TIP NO. U-4405	SHEET NO. SIGN-2
APPROVED: <i>Betsy L. Watson</i> <small>388788348743F...</small> DATE: 4/19/2018	
DOCUMENT NOT CONSIDERED FINAL UNLESS ALL SIGNATURES COMPLETED	

Version: 3.1 Posted: 6/2/2017

SIGN			ROADWAY STATION	NUMBER OF SUPPORTS	BEAM SECTION	SUPPORT TYPE BA or S	OMNI COUPLER	ATTACHMENT METHOD	MOUNTING METHOD	HORIZONTAL CLEARANCE* (ft.)	SUPPORT SPACING	LENGTH (ft)			LEFT SUPPORT (ft)			CENTER SUPPORT (ft)			RIGHT SUPPORT (ft)			SUPPORT WEIGHTS		FOOTINGS				FIELD VERIFIED SEE NOTE 2 (mm/dd/yy)																				
NUMBER	TYPE	SIZE (in.) w x h										SNS HT "H"	MTG HT "C"	EMBED-MENT	S	L	LENGTH	S	L	LENGTH	S	L	LENGTH	B/A (lbs.)	SIMPLE (lbs.)	DIAMETER (ft.)	DEPTH (ft.)	REINFORCED (c.y.)	PLAIN (c.y.)																					
101	A	138 x 114	-AA- Sta.92+67 (LT)	2	W6x16	BA	N/A	N/A	N/A	30.00	6.74	9.50	7.00	4.0	3.57	20.07	24.07	0.00	0.00	0.00	4.07	20.57	24.57	872.24	0	1.5	4.5	0.59	0.00	_____																				
102	A	168 x 138	-AA- Sta.42+13 (LT)	2	W6x16	BA	N/A	N/A	N/A	30.00	8.20	11.50	7.00	4.5	2.09	20.59	25.09	0.00	0.00	0.00	2.99	21.49	25.99	911.28	0	1.5	5	0.65	0.00	_____																				
201	A	72 x 60	-RPB- Sta.17+36(LT)	2	S3x5.7	BA	N/A	N/A	N/A	Δ	3.52	5.00	7.00	2.5	0.57	12.57	15.07	0.00	0.00	0.00	0.39	12.39	14.89	206.77	0	1.0	3	0.00	0.17	_____																				
202	A	72 x 60	-AA- Sta.40+11(LT)	2	S3x5.7	BA	N/A	N/A	N/A	Δ	3.52	5.00	7.00	2.5	0.26	12.26	14.76	0.00	0.00	0.00	0.38	12.38	14.88	204.95	0	1.0	3	0.00	0.17	_____																				
																							TOTAL	TOTAL	TOTAL	TOTAL																								
																							2195.24	0.00	1.24	0.35																								
																							USE:	2196.00	0.00	2.00	1.00																							


NOTES

- DIMENSION "S" REPRESENTS AN INCREASE (+), OR A DECREASE (-) IN POLE LENGTH, RELATIVE TO THE ELEVATION OF THE EDGE OF TRAVEL LANE.
- FIELD VERIFICATIONS SHALL BE REQUIRED FOR ALL SUPPORTS, SEE (*) ARTICLE 903-3. FABRICATORS SHALL BE AISC CERTIFIED IN CATEGORY 1, SEE (*) ARTICLE 1072-1. (*) = N.C.D.O.T. STANDARD SPECIFICATIONS FOR ROADS AND STRUCTURES
- PLAN LOCATIONS FOR EXISTING UTILITIES ARE BASED ON THE BEST AVAILABLE INFORMATION AND, THEREFORE MAY NOT BE PRECISELY ACCURATE. THEREFORE, IT IS INCUMBENT UPON THE CONTRACTOR TO DETERMINE THE EXACT LOCATION OF UTILITIES BEFORE BEGINNING WORK IN A LOCATION.



**TYPE "A" AND TYPE "B"
GROUND MOUNTED SIGNS**

4/19/2018 U:\Traffic\Signing\CADD\Signing\Signing Plan Sheets\Proposed Signing\U-4405 Title Sheet and Details.dgn jnambright

TIP NO. U-4405	SHEET NO. SIGN-3A
APPROVED: <i>Betsy L. Watson</i> DATE: 4/19/2018	
SEAL 	
DOCUMENT NOT CONSIDERED FINAL UNLESS ALL SIGNATURES COMPLETED	




401 QUANTITY REQ'D 14



ONE "U" POST PER SIGN

402 QUANTITY REQ'D 44



TWO "U" POST PER SIGN
(MOUNT BELOW SIGN #403
IN 42 INSTALLATIONS)

403 QUANTITY REQ'D 75



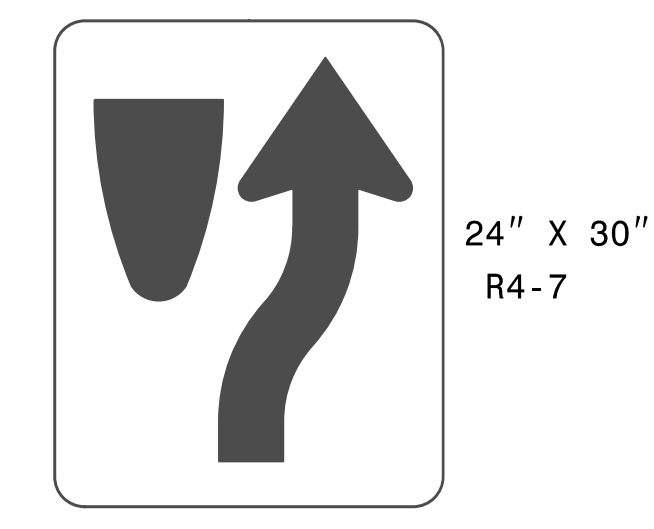
TWO "U" POST PER SIGN
(MOUNT BACK TO BACK WITH
SIGN #404 IN 31 INSTALLATIONS)

404 QUANTITY REQ'D 80



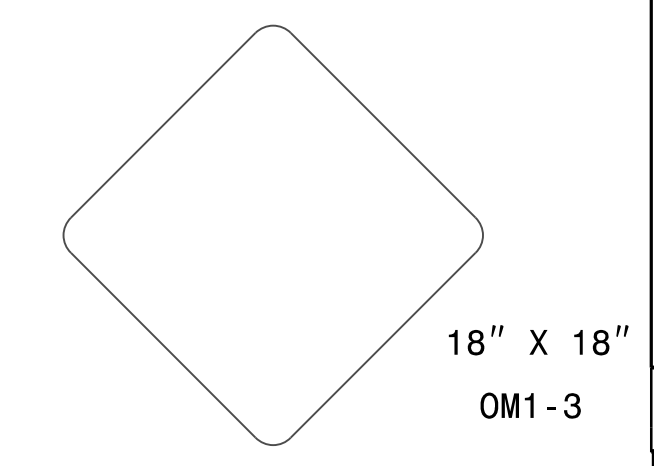
TWO "U" POST PER SIGN
(MOUNT BACK TO BACK WITH
SIGN #403 IN 31 INSTALLATIONS)

405 QUANTITY REQ'D 44



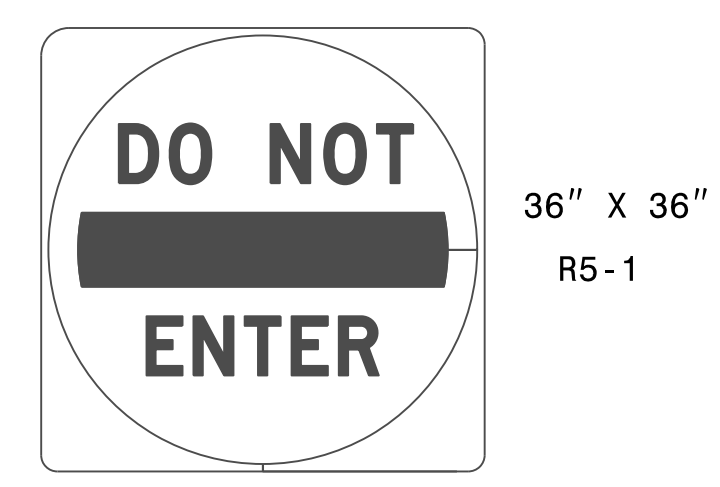
ONE "U" POST PER SIGN

406 QUANTITY REQ'D 44



MOUNT BELOW SIGN #405

407 QUANTITY REQ'D 26



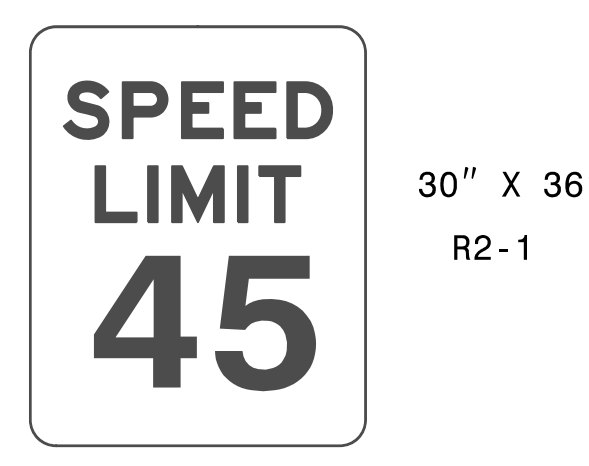
ONE "U" POST PER SIGN

408 QUANTITY REQ'D 1



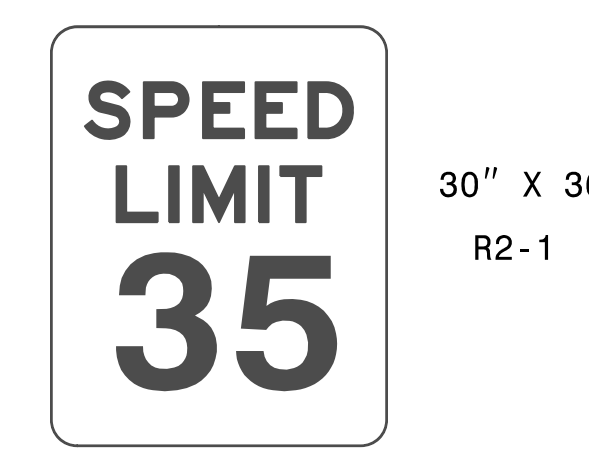
(MOUNT BELOW SIGN #419
IN 1 INSTALLATIONS)

409 QUANTITY REQ'D 18



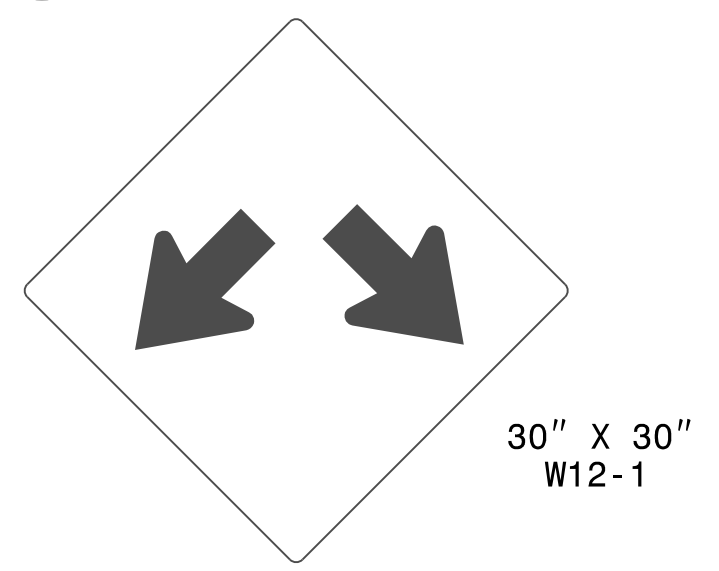
ONE "U" POST PER SIGN

410 QUANTITY REQ'D 10



ONE "U" POST PER SIGN

411 QUANTITY REQ'D 9



ONE "U" POST PER SIGN

412 QUANTITY REQ'D 19



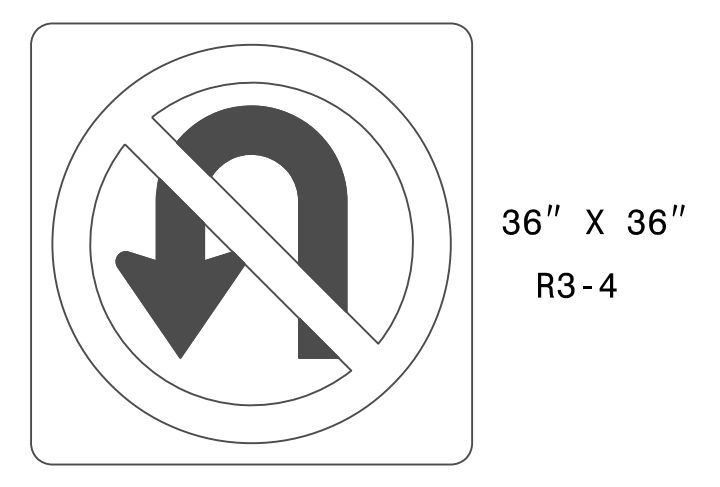
ONE "U" POST PER SIGN

413 QUANTITY REQ'D 3



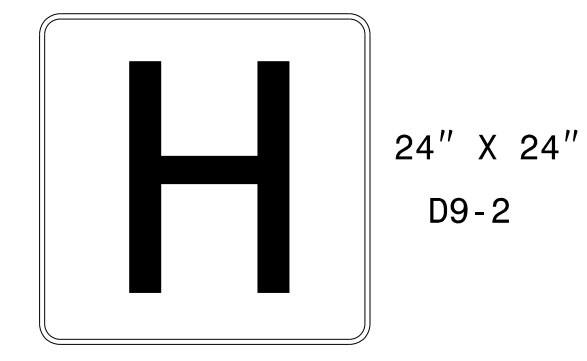
ONE "U" POST PER SIGN

414 QUANTITY REQ'D 12



ONE "U" POST PER SIGN

415 QUANTITY REQ'D 4




MOUNT IN SIGN ASSEMBLIES
#522, #523, #524, AND #525
(SEE SHEET SIGN-3D)

416 QUANTITY REQ'D 4



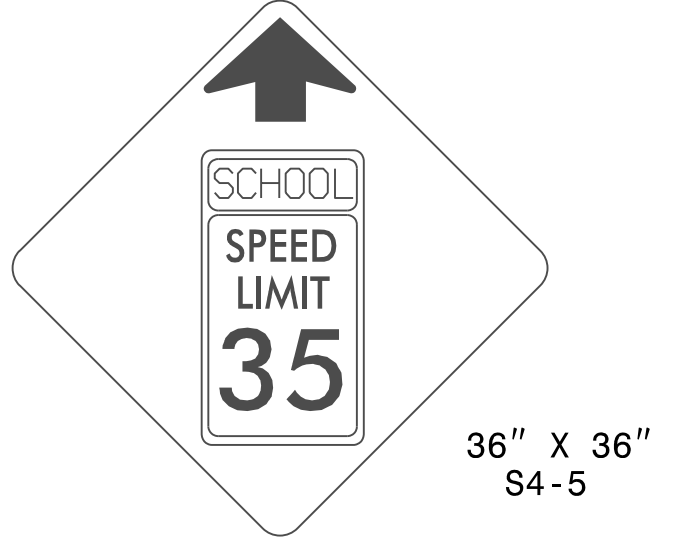
MOUNT IN SIGN ASSEMBLIES
#522, #523, #524, AND #525
(SEE SHEET SIGN-3D)

417 QUANTITY REQ'D 3



ONE "U" POST PER SIGN

418 QUANTITY REQ'D 6



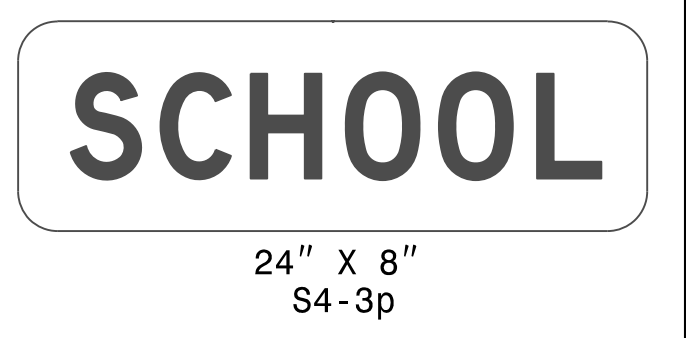
ONE "U" POST PER SIGN

419 QUANTITY REQ'D 9



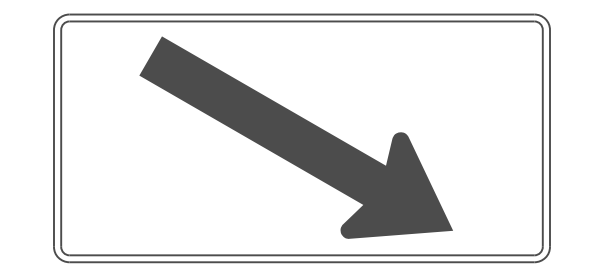
ONE "U" POST PER SIGN

420 QUANTITY REQ'D 7




(MOUNT BELOW SIGN #419 IN
4 INSTALLATIONS)
(MOUNT ABOVE SIGN #410 IN
3 INSTALLATIONS)

421 QUANTITY REQ'D 2




(MOUNT BELOW SIGN #419
IN 2 INSTALLATIONS)

422 QUANTITY REQ'D 2




(MOUNT BELOW SIGN #419
IN 2 INSTALLATIONS)

423 QUANTITY REQ'D 3




SIGN TO BE MOUNTED ON A
SUPPORT WITH A FLASHER ASSEMBLY.

424 QUANTITY REQ'D 4



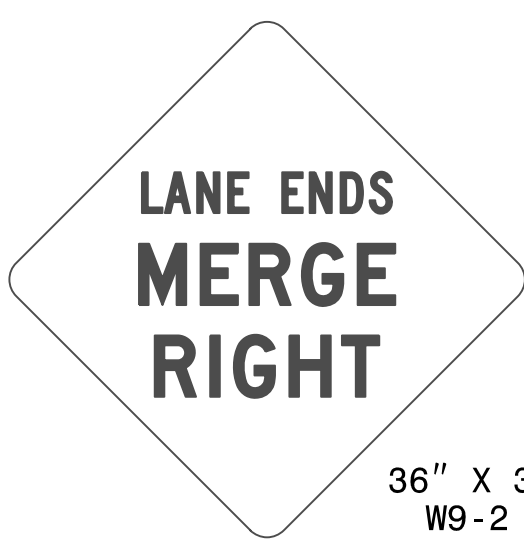
ONE "U" POST PER SIGN

425 QUANTITY REQ'D 3



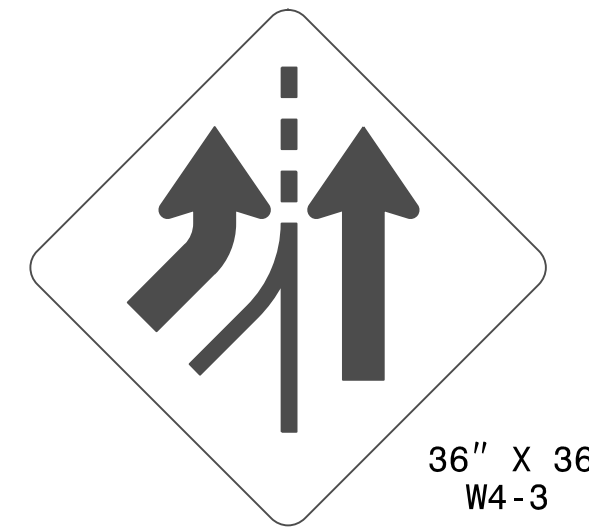
(MOUNT BELOW SIGN #410
IN 3 INSTALLATIONS)

426 QUANTITY REQ'D 2




ONE "U" POST PER SIGN

427 QUANTITY REQ'D 1



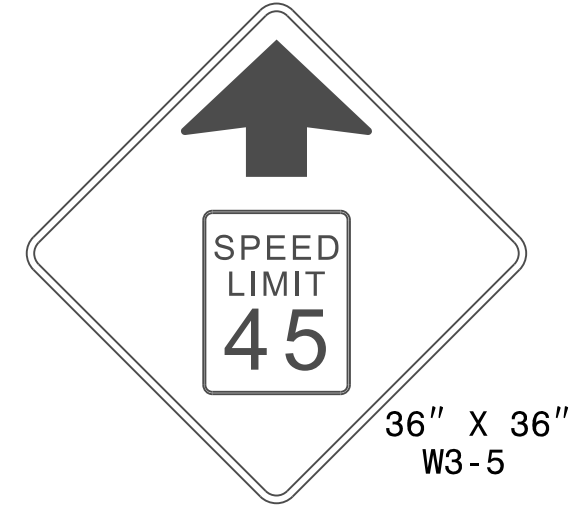
ONE "U" POST PER SIGN

428 QUANTITY REQ'D 1



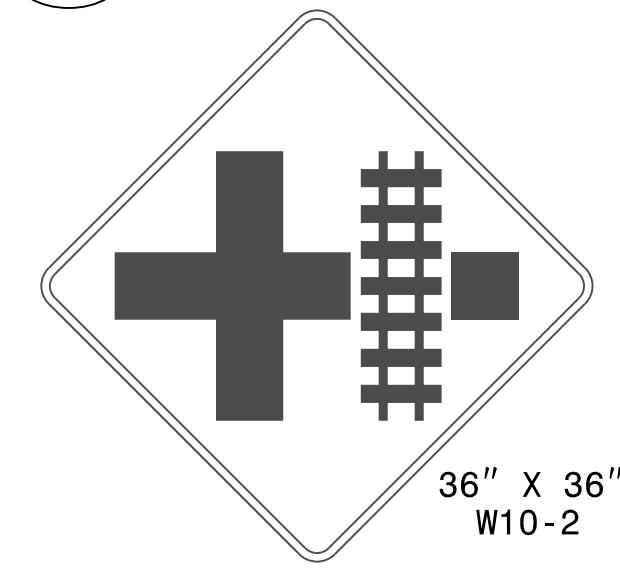
ONE "U" POST PER SIGN

429 QUANTITY REQ'D 1



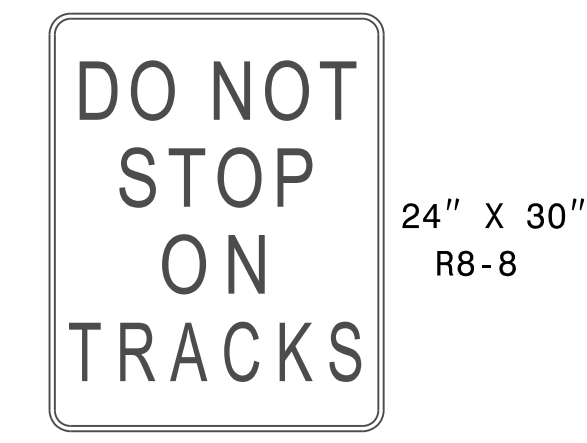
ONE "U" POST PER SIGN

430 QUANTITY REQ'D 1



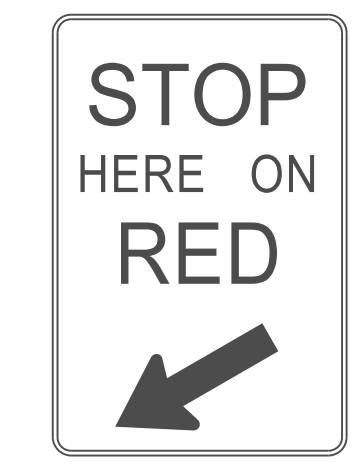
ONE "U" POST PER SIGN

431 QUANTITY REQ'D 4



ONE "U" POST PER SIGN
(MOUNT BACK TO BACK WITH
SIGN #405 IN 2 INSTALLATIONS)

432 QUANTITY REQ'D 1




ONE "U" POST PER SIGN

TYPE "E" SIGNS

4/19/2018
U:\Traffic\Signing\CA00\Signing\Plan_Sheets\Proposed Signing\U-4405 Title Sheet and Details.dgn
Inamberight

433 QUANTITY REQ'D 4



36" Diameter
W10-2

ONE "U" POST PER SIGN


434 QUANTITY REQ'D 1



24" X 12"
S4-7p

(MOUNT BELOW SIGN #408
IN 1 INSTALLATIONS)

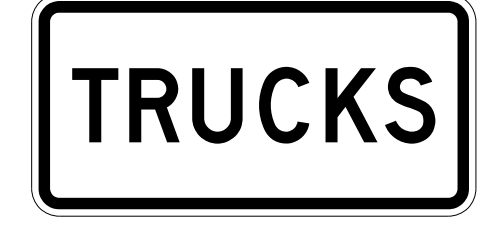
435 QUANTITY REQ'D 1



36" X 36"
W3-5

ONE "U" POST PER SIGN

308 QUANTITY REQ'D 12

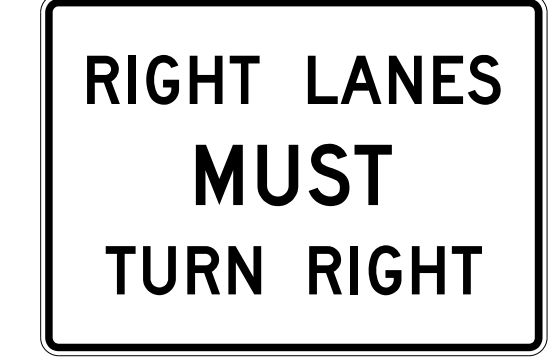


24" X 12"

(SEE SIGN DESIGN #308, SHEET SIGN-4F)

(MOUNT BELOW SIGN #414
IN 12 INSTALLATIONS)

309 QUANTITY REQ'D 2



36" X 30"

(SEE SIGN DESIGN #309, SHEET SIGN-4F)

ONE "U" POST PER SIGN

TIP NO. U-4405	SHEET NO. SIGN-3B
APPROVED: <i>Betsy L. Watson</i> DATE: 4/19/2018	



DOCUMENT NOT CONSIDERED FINAL
UNLESS ALL SIGNATURES COMPLETED



4/19/2018
U:\Tr\offic\Signing\CA00\Signing\Signing Plan Sheets\Proposed Signing\U-4405 Title Sheet and Details.dgn
JHambright

TYPE "E" SIGNS

TIP NO. U-4405	SHEET NO. SIGN-3C
APPROVED: <i>Betsy L. Watson</i> DATE: 4/19/2018	
SEAL 	
DOCUMENT NOT CONSIDERED FINAL UNLESS ALL SIGNATURES COMPLETED	

501 QUANTITY REQ'D 4

ONE "U" POST PER ASSEMBLY

502 QUANTITY REQ'D 3

ONE "U" POST PER ASSEMBLY

503 QUANTITY REQ'D 2

ONE "U" POSTS PER ASSEMBLY

504 QUANTITY REQ'D 1

TWO "U" POST PER ASSEMBLY

505 QUANTITY REQ'D 1

TWO "U" POST PER ASSEMBLY

506 QUANTITY REQ'D 1

TWO "U" POST PER ASSEMBLY

507 QUANTITY REQ'D 1

TWO "U" POSTS PER ASSEMBLY

508 QUANTITY REQ'D 1

TWO "U" POSTS PER ASSEMBLY

509 QUANTITY REQ'D 0

SIGN #509 REMOVED FROM PLANS

TWO "U" POSTS PER ASSEMBLY

510 QUANTITY REQ'D 0

SIGN #510 REMOVED FROM PLANS

TWO "U" POSTS PER ASSEMBLY

511 QUANTITY REQ'D 1

TWO "U" POSTS PER ASSEMBLY

512 QUANTITY REQ'D 1

TWO "U" POSTS PER ASSEMBLY

513 QUANTITY REQ'D 1

TWO "U" POSTS PER ASSEMBLY

514 QUANTITY REQ'D 1

TWO "U" POSTS PER ASSEMBLY

515 QUANTITY REQ'D 4

ONE "U" POST PER ASSEMBLY

516 QUANTITY REQ'D 2

ONE "U" POST PER ASSEMBLY

517 QUANTITY REQ'D 2

ONE "U" POST PER ASSEMBLY

518 QUANTITY REQ'D 1

TWO "U" POSTS PER ASSEMBLY

519 QUANTITY REQ'D 1

TWO "U" POSTS PER ASSEMBLY

520 QUANTITY REQ'D 1

TWO "U" POSTS PER ASSEMBLY

TYPE "F" SIGNS

4/19/2018 U:\Tratific\Signing\CA00\Signing\CA00\Signing\U-4405 Title Sheet and Details.dgn

4/19/2018
Us:\Tratific\Signing\CA00\Signing\Plan_Sheets\Proposed_Signing\U-4405 Title Sheet and Details.dgn
Inambaright

521 QUANTITY REQ'D 1_

M3-3 24" X 12" SOUTH BUSINESS
M1-4 24" X 24" 59 401
M6-1 21" X 15" ← ↑ M6-3 21" X 15"

TWO "U" POST PER ASSEMBLY

522 QUANTITY REQ'D 1_

*SEE NOTE

M4-5 24" X 12" TO H #415
M1-1 24" X 24" INTERSTATE 95 TRAUMA CENTER #416
M5-1 21" X 15" → → M5-1 21" X 15"

* NOTE:
SEE SHEET SIGN-3A FOR HOSPITAL & TRAUMA CENTER SIGN INFORMATION

TWO "U" POST PER ASSEMBLY

523 QUANTITY REQ'D 1_

*SEE NOTE

M4-5 24" X 12" TO H #415
M1-1 24" X 24" INTERSTATE 95 TRAUMA CENTER #416
M6-1 21" X 15" → → M6-1 21" X 15"

* NOTE:
SEE SHEET SIGN-3A FOR HOSPITAL & TRAUMA CENTER SIGN INFORMATION

TWO "U" POST PER ASSEMBLY

524 QUANTITY REQ'D 1_

*SEE NOTE

M4-5 24" X 12" TO H #415
M1-1 24" X 24" INTERSTATE 95 TRAUMA CENTER #416
M5-1 21" X 15" ← ← M5-1 21" X 15"

* NOTE:
SEE SHEET SIGN-3A FOR HOSPITAL & TRAUMA CENTER SIGN INFORMATION

TWO "U" POST PER ASSEMBLY

525 QUANTITY REQ'D 1_

*SEE NOTE

M4-5 24" X 12" TO H #415
M1-1 24" X 24" INTERSTATE 95 TRAUMA CENTER #416
M6-1 21" X 15" ← ← M5-1 21" X 15"

* NOTE:
SEE SHEET SIGN-3A FOR HOSPITAL & TRAUMA CENTER SIGN INFORMATION

TWO "U" POST PER ASSEMBLY

526 QUANTITY REQ'D 1_

M3-1 24" X 12" SOUTH BUSINESS
M4-3 24" X 12" 401
M1-4 24" X 24" 401
M5-1 21" X 15" →

ONE "U" POST PER ASSEMBLY

TIP NO. U-4405 SHEET NO. SIGN-3D

APPROVED: *Betsy L. Watson*
DATE: 4/19/2018

SEAL

DOCUMENT NOT CONSIDERED FINAL UNLESS ALL SIGNATURES COMPLETED

527 QUANTITY REQ'D 1_

*SEE NOTE

#305 Raeford →
M3-1 24" X 12" SOUTH BUSINESS
M4-3 24" X 12" 401
M1-4 24" X 24" 401
M6-1 21" X 15" →

* NOTE:
SEE SHEET SIGN-4E FOR SIGN #305 INFORMATION

TWO "U" POST PER ASSEMBLY

528 QUANTITY REQ'D 2_

M3-1 24" X 12" NORTH BUSINESS
M4-3 24" X 12" 401
M1-4 24" X 24" 401
M6-1 21" X 15" →

ONE "U" POST PER ASSEMBLY

529 QUANTITY REQ'D 1_

M2-1 24" X 15" JCT JCT
M3-1 24" X 12" NORTH SOUTH
M4-3 24" X 12" BUSINESS BUSINESS
M1-4 24" X 24" 401 401
M1-4 24" X 24"

TWO "U" POST PER ASSEMBLY

530 QUANTITY REQ'D 1_

M3-1 24" X 12" NORTH SOUTH
M4-3 24" X 12" BUSINESS BUSINESS
M1-4 24" X 24" 401 401
M1-4 24" X 24"
M5-1 21" X 15" ← ↑ M6-3 21" X 15"

TWO "U" POST PER ASSEMBLY

531 QUANTITY REQ'D 1_

M3-1 24" X 12" NORTH SOUTH
M4-3 24" X 12" BUSINESS BUSINESS
M1-4 24" X 24" 401 401
M1-4 24" X 24"
M6-1 21" X 15" ← ↑ M6-3 21" X 15"

TWO "U" POST PER ASSEMBLY

532 QUANTITY REQ'D 1_

M3-1 24" X 12" SOUTH BUSINESS
M4-3 24" X 12" 401
M1-4 24" X 24" 401
M5-1 21" X 15" ←

ONE "U" POST PER ASSEMBLY

533 QUANTITY REQ'D 1_

M3-1 24" X 12" SOUTH BUSINESS
M4-3 24" X 12" 401
M1-4 24" X 24" 401
M6-1 21" X 15" ←

ONE "U" POST PER ASSEMBLY

534 QUANTITY REQ'D 1_

M3-1 24" X 12" NORTH BUSINESS
M4-3 24" X 12" 401
M1-4 24" X 24" 401
M5-1 21" X 15" →

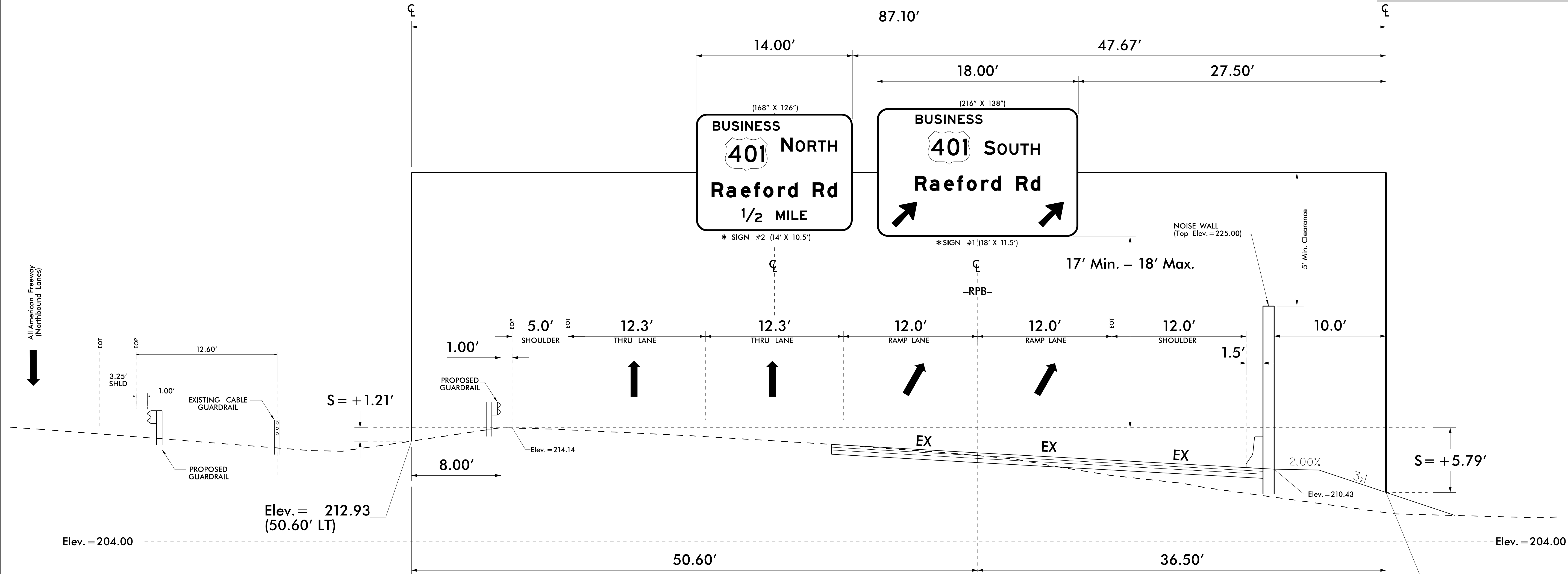
ONE "U" POST PER ASSEMBLY

TYPE "F" SIGNS

Overhead Sign Structure "A" @ -RPB- Sta.12+74

All American Freeway Southbound
 Right Support at 36.50' RT
 Left Support at 50.60' LT
 (Crossection @ -RPB- STA. 13+00)

TIP NO. U-4405	SHEET NO. SIGN-4A
APPROVED: <i>Petsy L. Watson</i> DATE: 4/19/2018	
DOCUMENT NOT CONSIDERED FINAL UNLESS ALL SIGNATURES COMPLETED	





NOTES:

- IF THE CONTRACTOR BIDS ALUMINUM SIGN STRUCTURE, EACH SHALL BE PROVIDED WITH AN APPROVED HIGHWAY TRUSS DAMPER DEVICE IN ACCORDANCE WITH AASHTO SPECIFICATIONS.
- MOUNT SIGNS VERTICALLY CENTERED ON HORIZONTAL MEMBER OF STRUCTURE.
- FIELD VERIFICATION SHALL BE REQUIRED FOR ALL FOOTING ELEVATIONS, PER THE LATEST NCDOT STANDARD SPECIFICATIONS FOR ROADS AND STRUCTURES. PROVIDE FIELD VERIFICATION TO THE SIGNING SECTION.
- THE TOP OF THE FOOTING SHALL EXTEND AT LEAST 4 INCHES AND NOT MORE THAN 24 INCHES ABOVE THE HIGHEST POINT OF THE GROUND SURFACE AT THE FOOTING.
- SIGN HANGERS AND ATTACHMENT HARDWARE SHALL BE PROVIDED AND INSTALLED ON THE ASSEMBLY TO ACCOMMODATE ALL SIGNS SHOWN IN THIS PLAN SHEET.
- DESIGN AND CONSTRUCTION REQUIREMENTS FOR SIGN STRUCTURES SHALL ACCOMMODATE WIND VELOCITY OF 100 M.P.H.

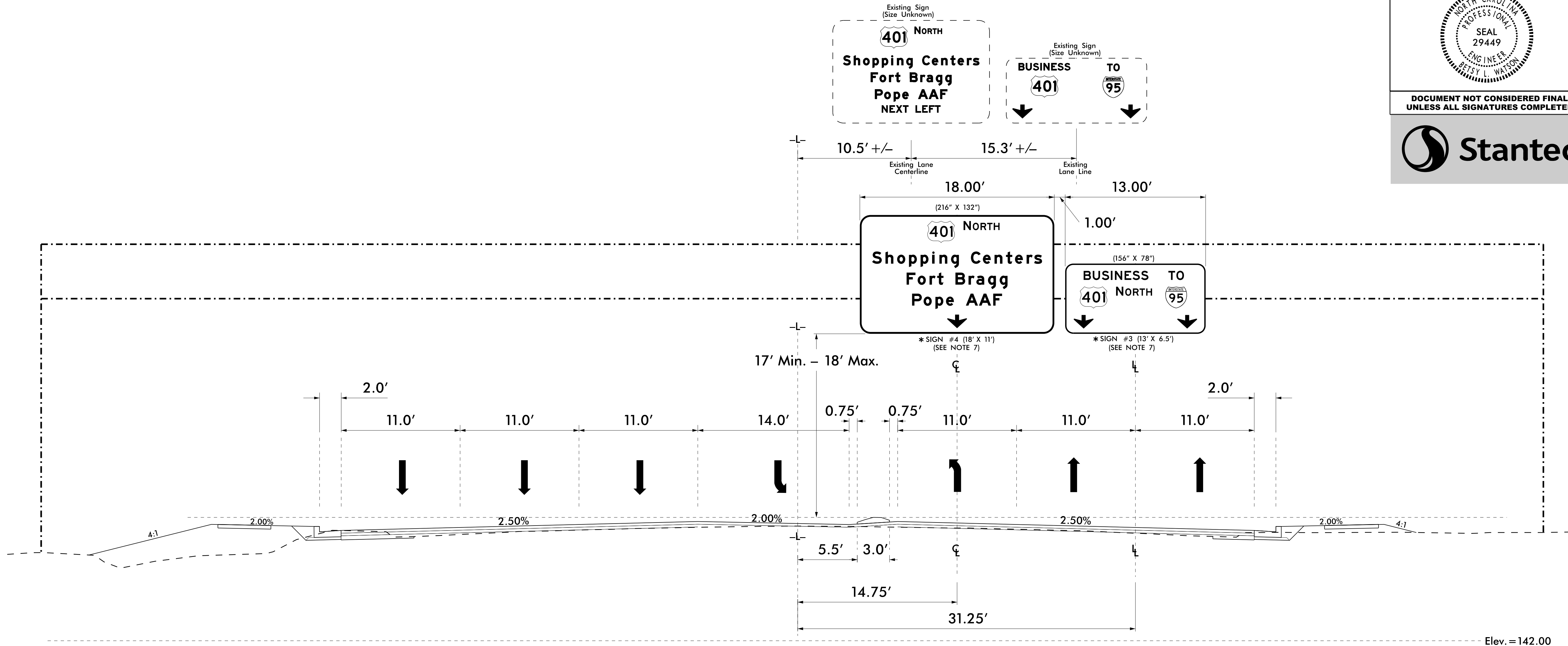
* THESE DIMENSIONS SHALL BE USED FOR WIND LOAD AND DEAD LOAD COMPUTATIONS IN DESIGN OF STRUCTURE AND FOOTINGS. DESIGN AND CONSTRUCTION REQUIREMENTS FOR SIGN STRUCTURES SHALL ACCOMMODATE WIND VELOCITY OF 100 MPH.

**STRUCTURE LINE DRAWING
 OVERHEAD SIGN STRUCTURE "A"**

4/19/2018
 Us:\Traffic\Signing\CADD\Signing\Structure Line Drawings\Overhead Assembly A-Sheet_SGN-4A.dgn
 jhambright

TIP NO. U-4405	SHEET NO. SIGN-4B
APPROVED: <i>Petsy L. Watson</i> DATE: 4/19/2018	
SEAL 	
DOCUMENT NOT CONSIDERED FINAL UNLESS ALL SIGNATURES COMPLETED	
	

Existing Overhead Sign Structure @ -L- Sta.133+60+/-
US 401 (Raeford Rd)
(Crossection @ -L- STA. 133+50)



The contractor shall verify that the total square footage of new signs #3 and #4 does not exceed the square footage of the existing signs being removed from this overhead structure.

NOTES:

- IF THE CONTRACTOR BIDS ALUMINUM SIGN STRUCTURE, EACH SHALL BE PROVIDED WITH AN APPROVED HIGHWAY TRUSS DAMPER DEVICE IN ACCORDANCE WITH AASHTO SPECIFICATIONS.
- MOUNT SIGNS VERTICALLY CENTERED ON HORIZONTAL MEMBER OF STRUCTURE.
- FIELD VERIFICATION SHALL BE REQUIRED FOR ALL FOOTING ELEVATIONS, PER THE LATEST NCDOT STANDARD SPECIFICATIONS FOR ROADS AND STRUCTURES. PROVIDE FIELD VERIFICATION TO THE SIGNING SECTION.
- THE TOP OF THE FOOTING SHALL EXTEND AT LEAST 4 INCHES AND NOT MORE THAN 24 INCHES ABOVE THE HIGHEST POINT OF THE GROUND SURFACE AT THE FOOTING.
- SIGN HANGERS AND ATTACHMENT HARDWARE SHALL BE PROVIDED AND INSTALLED ON THE ASSEMBLY TO ACCOMMODATE ALL SIGNS SHOWN IN THIS PLAN SHEET.
- DESIGN AND CONSTRUCTION REQUIREMENTS FOR SIGN STRUCTURES SHALL ACCOMMODATE WIND VELOCITY OF 100 M.P.H.
- THE CONTRACTOR SHALL VERIFY THAT THE TOTAL SQUARE FOOTAGE OF NEW SIGNS #3 AND #4 DOES NOT EXCEED THE SQUARE FOOTAGE OF THE EXISTING SIGNS BEING REMOVED.

THESE DIMENSIONS SHALL BE USED FOR WIND LOAD AND DEAD LOAD COMPUTATIONS IN DESIGN OF STRUCTURE AND FOOTINGS. DESIGN AND CONSTRUCTION REQUIREMENTS FOR SIGN STRUCTURES SHALL ACCOMMODATE WIND VELOCITY OF 100 MPH.

STRUCTURE LINE DRAWING
EXISTING OVERHEAD SIGN STRUCTURE

4/19/2018 UsTraffic\Signing\Structure Line Drawings\Existing Overhead Assembly -Sheet SGN-4B.dgn

TIP NO.	SHEET NO.
U-4405	SIGN-4C
APPROVED: <i>Betsy L. Watson</i>	
DATE: 4/19/2018	
DOCUMENT NOT CONSIDERED FINAL UNLESS ALL SIGNATURES COMPLETED	

SIGN NUMBER: 2 PROJECT ID: U-4405 CHECKED BY: Name DIVISION: 6
 DESIGN BY: James Hambricht DATE: Jan 02, 2018
 LOCATION: Overhead Assembly "A" - All American Freeway SB @ -AA- Sta. 66+27.1-RPB- Sta.12+74

TYPE: A BACKG COLOR: Green COPY COLOR: White
 QUANTITY: 1

SYMBOL	X	Y	WID	HT
M1_4	31.4	64.3	45	36

SIGN WIDTH: 14'-0"
 HEIGHT: 10'-6"
 TOTAL AREA: 147.0 Sq.Ft.

BORDER TYPE: FLUSH
 RECESS: 0"
 WIDTH: 2"
 RADII: 12"

MAT'L: 0.125" (3.2 mm) ALUMINUM

No. Z BARS: 3
 LENGTH: 160.0

NOTES:
 1. Legend and border shall be direct applied, Grade "A" sheeting (except those that are colored black).
 2. Background shall be Grade "C" reflective sheeting.
 3. Shields and Type "A", "B", and "C" Arrows shall be demountable and made from 0.032" (0.8mm) aluminum.

Panel Style: Standard 16 Inch.ssi
 M.U.T.C.D.: 2009 Edition
 Spacing Factor is 1 unless specified otherwise

LETTER POSITIONS

Letter spacings are to start of next letter											Series/Size
											Text Length
B	U	S	I	N	E	S	S				E 2000
18	10.1	10.1	10.1	4.4	10.7	8.9	9.5	8.1	78.1		71.9
N	O	R	T	H							E 2000
91.4	12.2	3.1	12.8	11	11	9.7	16.6				59.9
R	o	e	f	o	r	d		R	d		EM 2000
16.6	15.8	15.5	13.9	10.2	15.8	10.4	10.6	16	15.8	10.6	134.7
1/2	M	I	L	E							E 2000
49	22	15	12	4.4	9.2	7.5	49				70.1

FILENAME: U-4405 Sign Designs NORTH CAROLINA D.O.T. SIGN DETAIL

SIGN NUMBER: 1 PROJECT ID: U-4405 CHECKED BY: Name DIVISION: 6
 DESIGN BY: James Hambricht DATE: Jan 02, 2018
 LOCATION: Overhead Assembly "A" - All American Freeway SB @ -AA- Sta. 66+27.1-RPB- Sta.12+74

TYPE: A BACKG COLOR: Green COPY COLOR: White
 QUANTITY: 1

SYMBOL	X	Y	WID	HT
M1_4	54.8	77.5	45	36
AR_Type A	15.6	10	22.2	35
AR_Type A	172.9	10	22.2	35

SIGN WIDTH: 18'-0"
 HEIGHT: 11'-6"
 TOTAL AREA: 207.0 Sq.Ft.

BORDER TYPE: FLUSH
 RECESS: 0"
 WIDTH: 2"
 RADII: 12"

MAT'L: 0.125" (3.2 mm) ALUMINUM

No. Z BARS: 3
 LENGTH: 208.0

NOTES:
 1. Legend and border shall be direct applied, Grade "A" sheeting (except those that are colored black).
 2. Background shall be Grade "C" reflective sheeting.
 3. Shields and Type "A", "B", and "C" Arrows shall be demountable and made from 0.032" (0.8mm) aluminum.

Panel Style: Standard 16 Inch.ssi
 M.U.T.C.D.: 2009 Edition
 Spacing Factor is 1 unless specified otherwise

LETTER POSITIONS

Letter spacings are to start of next letter											Series/Size
											Text Length
B	U	S	I	N	E	S	S				E 2000
41.4	10.1	10.1	10.1	4.4	10.7	8.9	9.5	8.1	102.7		71.9
S	O	U	T	H							E 2000
114.8	12.2	2.2	12.8	11.8	11	9.7	41.4				59.8
R	o	e	f	o	r	d		R	d		EM 2000
40.6	15.8	15.5	13.9	10.2	15.8	10.4	10.6	16	15.8	10.6	134.7

FILENAME: U-4405 Sign Designs NORTH CAROLINA D.O.T. SIGN DETAIL

SIGN NUMBER: 4 PROJECT ID: U-4405 CHECKED BY: Name DIVISION: 6
 DESIGN BY: James Hambricht DATE: Oct 20, 2017
 LOCATION: Existing Overhead Assembly - US 401 NB @ -L- Sta. 133+60+/-

TYPE: A BACKG COLOR: Green COPY COLOR: White
 QUANTITY: 1

SYMBOL	X	Y	WID	HT
M1_4	75.2	101.3	30	24
ARDOWN	97	6.2	22	15.1

SIGN WIDTH: 18'-0"
 HEIGHT: 11'-0"
 TOTAL AREA: 198.0 Sq.Ft.

BORDER TYPE: FLUSH
 RECESS: 0"
 WIDTH: 2"
 RADII: 12"

MAT'L: 0.125" (3.2 mm) ALUMINUM

No. Z BARS: 3
 LENGTH: 208.0

NOTES:
 1. Legend and border shall be direct applied, Grade "A" sheeting (except those that are colored black).
 2. Background shall be Grade "C" reflective sheeting.
 3. Shields and Type "A", "B", and "C" Arrows shall be demountable and made from 0.032" (0.8mm) aluminum.

Panel Style: Standard 13.33 Inch.ssi
 M.U.T.C.D.: 2009 Edition
 Spacing Factor is 1 unless specified otherwise

LETTER POSITIONS

Letter spacings are to start of next letter											Series/Size				
											Text Length				
N	O	R	T	H							E 2000				
115.2	8.1	2.1	8.6	7.4	7.4	6.5	60.8				40				
S	h	o	p	p	i	n	g	C	e	n	t	e	r	s	EM 2000
13.6	14.9	12.9	13.2	12.9	12.9	8	12.9	8.8	13.3	13.3	12.9	12.8	10	12.9	188.7
F	o	r	t	B	r	a	g	g							EM 2000
51.9	12.3	13.2	8.5	6.9	13.3	14.5	8.7	12.9	12.9	8.8	51.9				112.1
P	o	p	e	A	A	F									EM 2000
58.1	12.8	13.2	11.7	8.8	13.3	14.5	15.8	9.8	58.1						99.9

FILENAME: U-4405 Sign Designs NORTH CAROLINA D.O.T. SIGN DETAIL

SIGN NUMBER: 3 PROJECT ID: U-4405 CHECKED BY: Name DIVISION: 6
 DESIGN BY: James Hambricht DATE: Jul 31, 2017
 LOCATION: Existing Overhead Assembly - US 401 NB @ -L- Sta. 133+60+/-

TYPE: A BACKG COLOR: Green COPY COLOR: White
 QUANTITY: 1

SYMBOL	X	Y	WID	HT
M1_4	16.5	28.4	30	24
M1_1	111.3	28.4	24	24
ARDOWN	9.5	5.8	22	15.1
ARDOWN	124.5	5.8	22	15.1

SIGN WIDTH: 13'-0"
 HEIGHT: 6'-6"
 TOTAL AREA: 84.5 Sq.Ft.

BORDER TYPE: FLUSH
 RECESS: 0"
 WIDTH: 1.5"
 RADII: 9"

MAT'L: 0.125" (3.2 mm) ALUMINUM

No. Z BARS: 2
 LENGTH: 148.0

NOTES:
 1. Legend and border shall be direct applied, Grade "A" sheeting (except those that are colored black).
 2. Background shall be Grade "C" reflective sheeting.
 3. Shields and Type "A", "B", and "C" Arrows shall be demountable and made from 0.032" (0.8mm) aluminum.

Panel Style: Standard 13.33 Inch.ssi
 M.U.T.C.D.: 2009 Edition
 Spacing Factor is 1 unless specified otherwise

LETTER POSITIONS

Letter spacings are to start of next letter											Series/Size
											Text Length
B	U	S	I	N	E	S	S				E 2000
20.6	10.1	10.1	10.1	4.4	10.7	8.9	9.5	8.1	63.6		71.9
T	O										E 2000
114.6	8.9	8.4	24.1								17.3
N	O	R	T	H							E 2000
56.5	8.1	2.1	8.6	7.4	7.4	6.5	59.5				40

FILENAME: U-4405 Sign Designs NORTH CAROLINA D.O.T. SIGN DETAIL

4/9/2018 UsTraffic\Signing\CADD\Signing\Sign Designs\Sign Design Plan Sheets.dgn jhambricht

APPROVED: *Betsy L. Watson*
 DATE: 4/19/2018



DOCUMENT NOT CONSIDERED FINAL
 UNLESS ALL SIGNATURES COMPLETED



SIGN NUMBER: 101 PROJECT ID: U-4405 CHECKED BY: Name DIVISION: 6
 DESIGN BY: James Hambricht LOCATION: All American Freeway SB @ -AA- Sta.92+67 (LT) DATE: Jan 02, 2018

TYPE: A QUANTITY: 1
 BACKG COLOR: Green COPY COLOR: White

SYMBOL	X	Y	WID	HT
M1_4	46.5	52.7	45	36

SIGN WIDTH: 11'-6" HEIGHT: 9'-6" TOTAL AREA: 109.3 Sq.Ft.

BORDER TYPE: FLUSH RECESS: 0" WIDTH: 2" RADII: 12"

MAT'L: 0.125" (3.2 mm) ALUMINUM

No. Z BARS: 3 LENGTH: 130.0

NOTES:
 1. Legend and border shall be direct applied, Grade "C" sheeting (except those that are colored black).
 2. Background shall be Grade "C" reflective sheeting.
 3. Shields and Type "A", "B", and "C" Arrows shall be demountable and made from 0.032" (0.8mm) aluminum.

LETTER POSITIONS

Letter spacings are to start of next letter													Series/Size	Text Length	
B	U	S	I	N	E	S	S						E 2000	71.9	
33.1	10.1	10.1	10.1	4.4	10.7	8.9	9.5	8.1	33.1						
R	o	e	f	o	r	d	R	d					EM 2000	112.2	
12.9	13.2	12.9	11.6	8.5	13.2	8.7	8.8	13.3	8.8	12.9					
N	E	X	T	2	E	X	I	T	S				E 2000	87.1	
25.5	8.6	7.1	7.8	6	8	9.7	8	7.1	8.6	2.8	6.9	6.5	25.5		

FILENAME: U-4405 Sign Designs NORTH CAROLINA D.O.T. SIGN DETAIL

SIGN NUMBER: 102 PROJECT ID: U-4405 CHECKED BY: Name DIVISION: 6
 DESIGN BY: James Hambricht LOCATION: All American Freeway SB @ -AA- Sta.42+13 (LT) DATE: Jan 02, 2018

TYPE: A QUANTITY: 1
 BACKG COLOR: Green COPY COLOR: White

SYMBOL	X	Y	WID	HT
M1_4	30.1	77.5	45	36
AR_Type A	70.2	10	22.2	35

SIGN WIDTH: 14'-0" HEIGHT: 11'-6" TOTAL AREA: 161.0 Sq.Ft.

BORDER TYPE: FLUSH RECESS: 0" WIDTH: 2" RADII: 12"

MAT'L: 0.125" (3.2 mm) ALUMINUM

No. Z BARS: 3 LENGTH: 160.0

NOTES:
 1. Legend and border shall be direct applied, Grade "C" sheeting (except those that are colored black).
 2. Background shall be Grade "C" reflective sheeting.
 3. Shields and Type "A", "B", and "C" Arrows shall be demountable and made from 0.032" (0.8mm) aluminum.

LETTER POSITIONS

Letter spacings are to start of next letter													Series/Size	Text Length
B	U	S	I	N	E	S	S						E 2000	71.9
16.6	10.1	10.1	10.1	4.4	10.7	8.9	9.5	8.1	79.5					
N	O	R	T	H									E 2000	59.9
90.1	12.2	3.1	12.8	11	11	9.7	18							
R	o	e	f	o	r	d	R	d					EM 2000	134.7
16.6	15.8	15.5	13.9	10.2	15.8	10.4	10.6	16	15.8	10.6	16.6			

FILENAME: U-4405 Sign Designs NORTH CAROLINA D.O.T. SIGN DETAIL

SIGN NUMBER: 201, 202 PROJECT ID: U-4405 CHECKED BY: Name DIVISION: 6
 DESIGN BY: James Hambricht LOCATION: All American Freeway SB @ -AA-Sta.61+55(LT)/-RPB-Sta.17+36(LT) DATE: Jan 02, 2018
 All American Freeway SB @ -AA-Sta.40+11(LT)

TYPE: A QUANTITY: 2
 BACKG COLOR: Green COPY COLOR: White

SYMBOL	X	Y	WID	HT
AR_Type A	24.5	6	18.3	29.3

SIGN WIDTH: 6'-0" HEIGHT: 5'-0" TOTAL AREA: 30.0 Sq.Ft.

BORDER TYPE: FLUSH RECESS: 0" WIDTH: 1.5" RADII: 6"

MAT'L: 0.125" (3.2 mm) ALUMINUM

No. Z BARS: 2 LENGTH: 64.0

NOTES:
 1. Legend and border shall be direct applied, Grade "C" sheeting (except those that are colored black).
 2. Background shall be Grade "C" reflective sheeting.
 3. Shields and Type "A", "B", and "C" Arrows shall be demountable and made from 0.032" (0.8mm) aluminum.

LETTER POSITIONS


Letter spacings are to start of next letter						Series/Size	Text Length
E	X	I	T			E 2000	44.1
14	12.7	15.7	6.7	9	14		

FILENAME: U-4405 Sign Designs NORTH CAROLINA D.O.T. SIGN DETAIL

4/19/2018 Us:\Traffic\Signing\CADD\Signing\Sign Designs\Sign Design Plan Sheets.dgn jhambricht

SIGN DESIGNS

APPROVED: *Betsy L. Watson*
 DATE: 4/19/2018



DOCUMENT NOT CONSIDERED FINAL
 UNLESS ALL SIGNATURES COMPLETED



SIGN NUMBER: 301,303 PROJECT ID: U-4405 CHECKED BY: Name DIVISION: 6
 DESIGN BY: James Hambricht DATE: Aug 04, 2017
 LOCATION: Sign Location

TYPE: D QUANTITY: 2
 SIGN WIDTH: 5'-6"
 HEIGHT: 1'-6"
 TOTAL AREA: 8.3 Sq.Ft.

BACKG COLOR: Green COPY COLOR: White

SYMBOL	X	Y	WID	HT
AR_Type D	50.8	6	6	9

MAT'L: 0.125" (3.2 mm) ALUMINUM

BORDER TYPE: FLUSH RECESS: 0" WIDTH: 0.75" RADII: 3"

No. Z BARS: LENGTH:

NOTES:

- Legend and border shall be direct applied, Grade "C" sheeting (except those that are colored black).
- Background shall be Grade "C" reflective sheeting.

BORDER R=3" TH=0.75"
 Panel Style: Standard 6 Inch_D.ssi
 M.U.T.C.D.: 2009 Edition

Spacing Factor is 1 unless specified otherwise

LETTER POSITIONS

Letter spacings are to start of next letter												Series/Size	Text Length
												D 2000	
6.2	5.2	4.6	4.3	3.5	6	6	2.2	2.2	1.8	2.8	21.2		
													38.6

FILENAME: U-4405 Sign Designs NORTH CAROLINA D.O.T. SIGN DETAIL

SIGN NUMBER: 302,304 PROJECT ID: U-4405 CHECKED BY: Name DIVISION: 6
 DESIGN BY: James Hambricht DATE: Jan 02, 2018
 LOCATION: US 401 Business Southbound

TYPE: D QUANTITY: 2
 SIGN WIDTH: 5'-6"
 HEIGHT: 2'-6"
 TOTAL AREA: 13.8 Sq.Ft.

BACKG COLOR: Green / Green COPY COLOR: White

SYMBOL	X	Y	WID	HT
AR_Type D	6.2	17	6	9
AR_Type D	6.2	4	6	9

MAT'L: 0.125" (3.2 mm) ALUMINUM

BORDER TYPE: FLUSH RECESS: 0" WIDTH: 0.75" RADII: 3"

No. Z BARS: LENGTH:

NOTES:

- Legend and border shall be direct applied, Grade "C" sheeting (except those that are colored black).
- Background shall be Grade "C" reflective sheeting.

BORDER R=3" TH=0.75"
 Panel Style: Standard 6 Inch_D-jbh.ssi
 M.U.T.C.D.: 2009 Edition

Spacing Factor is 1 unless specified otherwise

LETTER POSITIONS

Letter spacings are to start of next letter												Series/Size	Text Length
												D 2000	
18.2	4.7	4.3	4	2.6	4.6	2.8	3.6	21.2					
													26.6
21.2	5.2	4.6	4.3	3.5	6	6	2.2	2.2	1.8	2.8	6.2		
													38.6

FILENAME: U-4405 Sign Designs NORTH CAROLINA D.O.T. SIGN DETAIL

SIGN NUMBER: 305 PROJECT ID: ID/TIP No. CHECKED BY: Name DIVISION: No.
 DESIGN BY: James Hambricht DATE: Aug 04, 2017
 LOCATION: Sign Location

TYPE: D QUANTITY: 1
 SIGN WIDTH: 4'-6"
 HEIGHT: 1'-6"
 TOTAL AREA: 6.8 Sq.Ft.

BACKG COLOR: Green COPY COLOR: White

SYMBOL	X	Y	WID	HT
AR_Type D	38.8	6	6	9

MAT'L: 0.125" (3.2 mm) ALUMINUM

BORDER TYPE: FLUSH RECESS: 0" WIDTH: 0.75" RADII: 3"

No. Z BARS: LENGTH:

NOTES:

- Legend and border shall be direct applied, Grade "C" sheeting (except those that are colored black).
- Background shall be Grade "C" reflective sheeting.

BORDER R=3" TH=0.75"
 Panel Style: Standard 6 Inch_D.ssi
 M.U.T.C.D.: 2009 Edition

Spacing Factor is 1 unless specified otherwise

LETTER POSITIONS

Letter spacings are to start of next letter												Series/Size	Text Length
												D 2000	
6.2	4.7	4.3	4	2.6	4.6	2.8	3.6	21.2					
													26.6

FILENAME: U-4405 Sign Designs NORTH CAROLINA D.O.T. SIGN DETAIL

SIGN NUMBER: 306 PROJECT ID: U-4405 CHECKED BY: Name DIVISION: 6
 DESIGN BY: James Hambricht DATE: Aug 04, 2017
 LOCATION: US 401 Business Northbound

TYPE: D QUANTITY: 1
 SIGN WIDTH: 5'-6"
 HEIGHT: 2'-6"
 TOTAL AREA: 13.8 Sq.Ft.

BACKG COLOR: Green COPY COLOR: White

SYMBOL	X	Y	WID	HT
AR_Type D	5.4	12	6	9

MAT'L: 0.125" (3.2 mm) ALUMINUM

BORDER TYPE: FLUSH RECESS: 0" WIDTH: 0.75" RADII: 3"

No. Z BARS: LENGTH:

NOTES:

- Legend and border shall be direct applied, Grade "C" sheeting (except those that are colored black).
- Background shall be Grade "C" reflective sheeting.

BORDER R=3" TH=0.75"
 Panel Style: Standard 6 Inch_D.ssi
 M.U.T.C.D.: 2009 Edition

Spacing Factor is 1 unless specified otherwise

LETTER POSITIONS

Letter spacings are to start of next letter												Series/Size	Text Length	
												D 2000		
20.7	4.3	4.6	2.5	2.4	6	5	2.7	4.3	4.6	3.6	5.4			
													39.9	
20.7	4.6	4.6	4.3	3.5	6	5.5	6	3.7	7					
													38.3	

FILENAME: U-4405 Sign Designs NORTH CAROLINA D.O.T. SIGN DETAIL

4/9/2018 UsTraffic\Signing\CADD\Signing\Sign Designs\Sign Plan Sheets.dgn Hambricht

TIP NO.	SHEET NO.
U-4405	SIGN-4F
APPROVED: <i>Patsy L. Watson</i>	
DATE: 4/19/2018	
DOCUMENT NOT CONSIDERED FINAL UNLESS ALL SIGNATURES COMPLETED	

SIGN NUMBER: 307

TYPE: D
QUANTITY: 1

BACKG COLOR: Green
COPY COLOR: White

SYMBOL	X	Y	WID	HT
AR_Type D	51.2	12	6	9

SIGN WIDTH: 5'-6"
HEIGHT: 2'-6"
TOTAL AREA: 13.8 Sq.Ft.

BORDER TYPE: FLUSH
RECESS: 0"
WIDTH: 0.75"
RADII: 3"

MAT'L: 0.125" (3.2 mm) ALUMINUM

No. Z BARS:
LENGTH:

NOTES:
1. Legend and border shall be direct applied, Grade "C" sheeting (except those that are colored black).
2. Background shall be Grade "C" reflective sheeting.

PROJECT ID: U-4405
DESIGN BY: James Hambricht
LOCATION: US 401 Business Southbound
CHECKED BY: Name
DIVISION: 6
DATE: Aug 04, 2017

BORDER R=3" TH=0.75"

Panel Style: Standard 6 Inch_D.ssi
M.U.T.C.D.: 2009 Edition

Spacing Factor is 1 unless specified otherwise

LETTER POSITIONS

Letter spacings are to start of next letter

Series/Size	Text Length
D 2000	39.9
D 2000	38.3

FILENAME: U-4405 Sign Designs

NORTH CAROLINA D.O.T. SIGN DETAIL

SIGN NUMBER: 308

TYPE: E
QUANTITY: 1

BACKG COLOR: White
COPY COLOR: Black

SYMBOL	X	Y	WID	HT

SIGN WIDTH: 2'-0"
HEIGHT: 1'-0"
TOTAL AREA: 2.0 Sq.Ft.

BORDER TYPE: RECESSED
RECESS: 0.38"
WIDTH: 0.63"
RADII: 1.13"

MAT'L: 0.063" (1.6 mm) ALUMINUM

No. Z BARS:
LENGTH:

NOTES:
1. Legend and border shall be silk screened opaque black ink.
2. Background shall be Grade "C" reflective sheeting.

PROJECT ID: U-4405
DESIGN BY: James Hambricht
LOCATION: SEE SHEET SIGN-3B
CHECKED BY:
DIVISION: 6
DATE: Oct 27, 2017

BORDER R=1.13" TH=0.63" IN=0.38"

Panel Style: regulatory.ssi
M.U.T.C.D.: 2009 Edition

Spacing Factor is 1 unless specified otherwise

LETTER POSITIONS

Letter spacings are to start of next letter

Series/Size	Text Length
D 2000	19.6

FILENAME: U-4405 Sign Designs

NORTH CAROLINA D.O.T. SIGN DETAIL

SIGN NUMBER: 309

TYPE: E
QUANTITY: 2

BACKG COLOR: White
COPY COLOR: Black

SYMBOL	X	Y	WID	HT

SIGN WIDTH: 3'-0"
HEIGHT: 2'-6"
TOTAL AREA: 7.5 Sq.Ft.

BORDER TYPE: RECESSED
RECESS: 0.38"
WIDTH: 0.63"
RADII: 1.13"

MAT'L: 0.080" (2.0 mm) ALUMINUM

No. Z BARS:
LENGTH:

NOTES:
1. Legend and border shall be silk screened opaque black ink.
2. Background shall be Grade "C" reflective sheeting.

PROJECT ID: U-4405
DESIGN BY: James Hambricht
LOCATION: SEE SHEET SIGN-3B
CHECKED BY:
DIVISION: 6
DATE: Oct 30, 2017

BORDER R=1.13" TH=0.63" IN=0.38"

Panel Style: regulatory.ssi
M.U.T.C.D.: 2009 Edition

Spacing Factor is 1 unless specified otherwise

LETTER POSITIONS

Letter spacings are to start of next letter

Series/Size	Text Length
C 2000	29.4
C 2000	13.9
C 2000	27

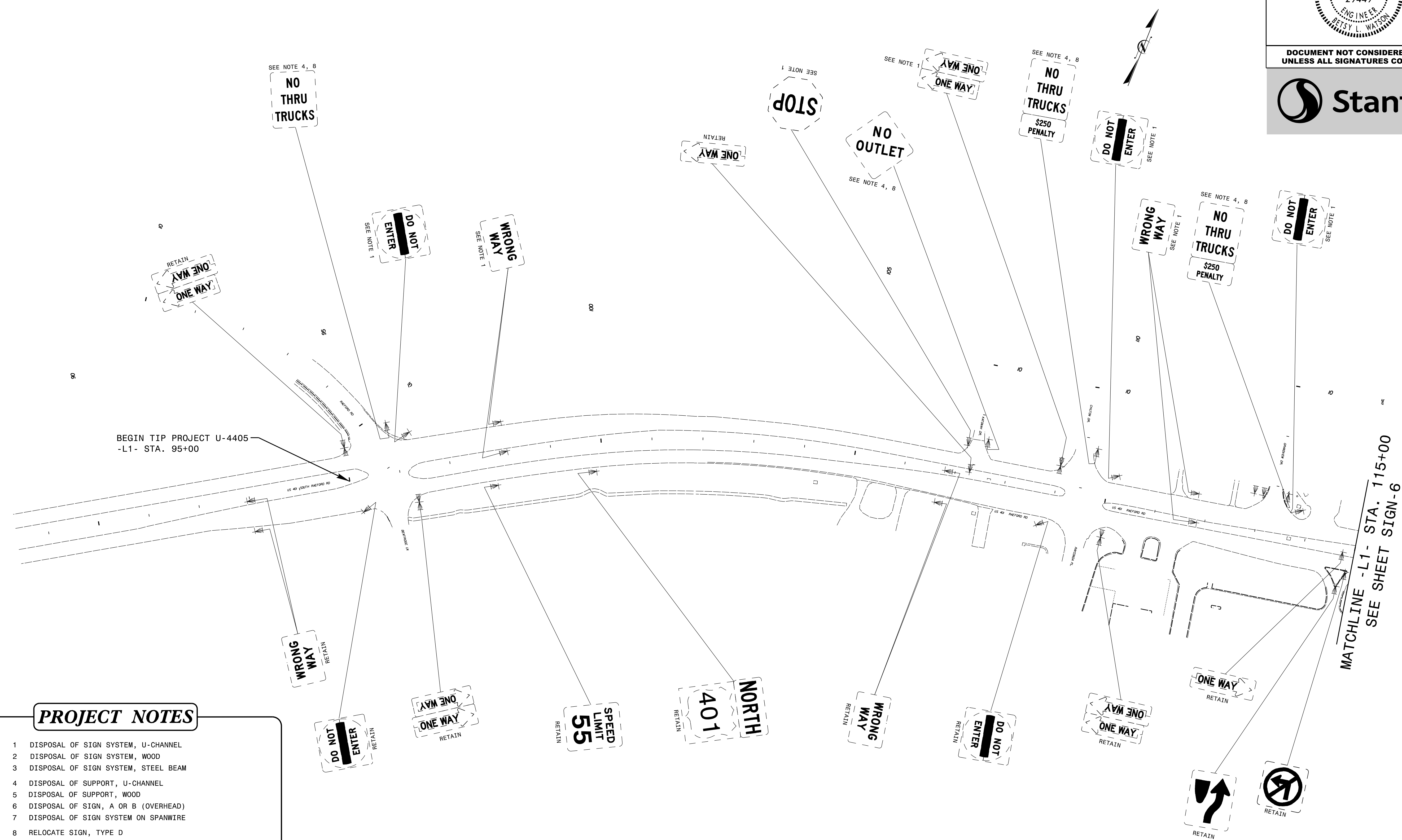
FILENAME: U-4405 Sign Designs

NORTH CAROLINA D.O.T. SIGN DETAIL

4/19/2018 UsTraffic\Signing\CADD\Signing\Sign Designs\Sign Design Plan Sheets.dgn jhambricht

SIGN DESIGNS

TIP NO. U-4405	SHEET NO. SIGN-5
APPROVED: <i>Petsy L. Watson</i> 35E67BB34F8743F...	
DATE: 4/19/2018	
SEAL	
DOCUMENT NOT CONSIDERED FINAL UNLESS ALL SIGNATURES COMPLETED	




- PROJECT NOTES**
- DISPOSAL OF SIGN SYSTEM, U-CHANNEL
 - DISPOSAL OF SIGN SYSTEM, WOOD
 - DISPOSAL OF SIGN SYSTEM, STEEL BEAM
 - DISPOSAL OF SUPPORT, U-CHANNEL
 - DISPOSAL OF SUPPORT, WOOD
 - DISPOSAL OF SIGN, A OR B (OVERHEAD)
 - DISPOSAL OF SIGN SYSTEM ON SPANWIRE
 - RELOCATE SIGN, TYPE D
 - SIGN ERECTION, TYPE A (OVERHEAD)
 - SIGN ERECTION, TYPE A (GROUND MOUNTED)
 - SIGN ERECTION, TYPE D, E, AND F
 - SIGN ERECTION, RELOCATE SIGN TYPE D

EXISTING SIGNING

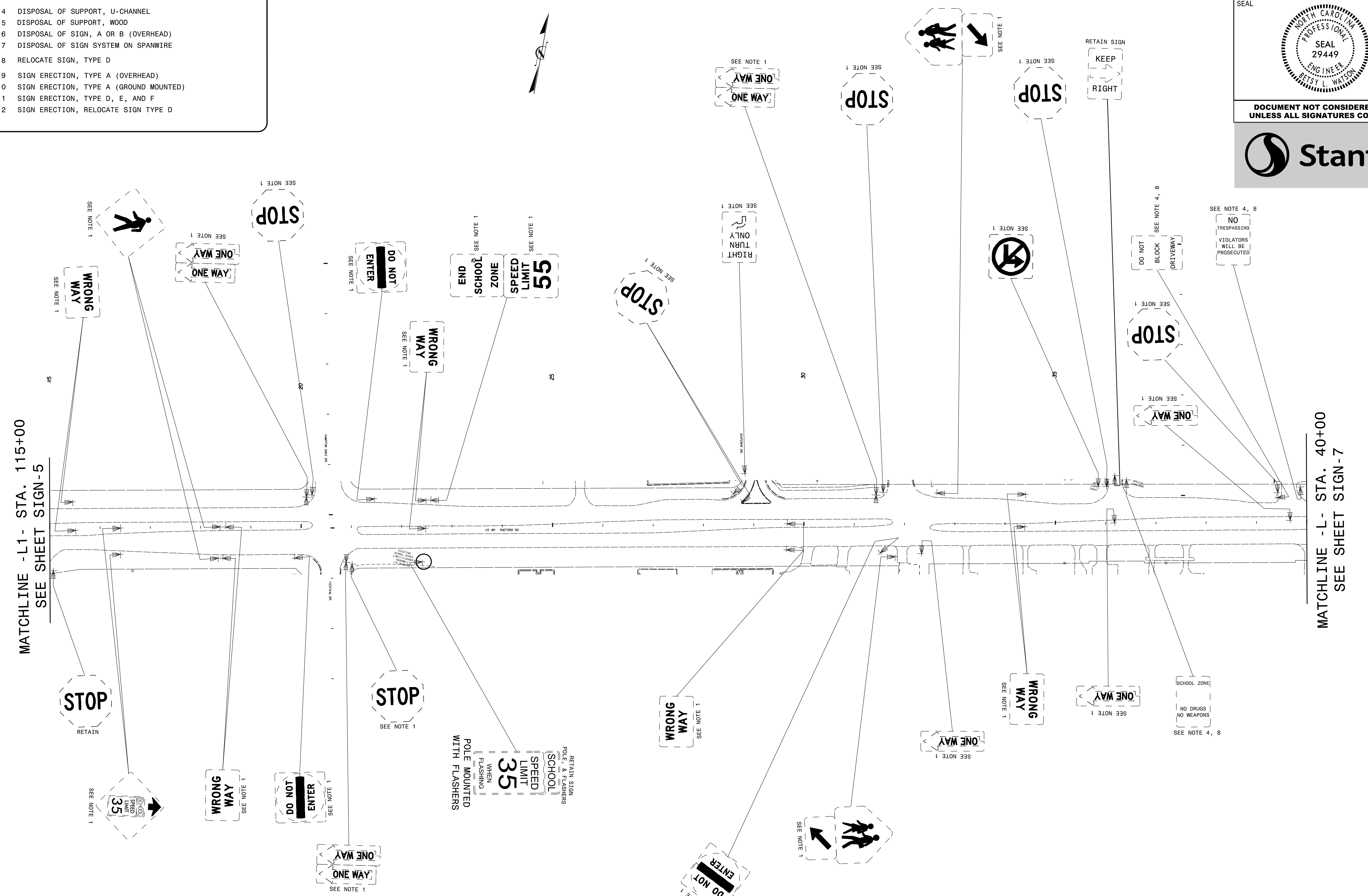
4/19/2018 Us:\Traffic\Signing\CADD\Signing\Plan Sheets\Existing Signs\U-4405-EXISTING_SIGN-05.dgn jhambright

BEGIN TIP PROJECT U-4405
-L1- STA. 95+00

MATCHLINE -L1- STA. 115+00
SEE SHEET SIGN-6

TIP NO. U-4405	SHEET NO. SIGN-6
APPROVED: <i>Betsy L. Watson</i> 30E67B84F8743F...	
DATE: 4/19/2018	
SEAL 	
DOCUMENT NOT CONSIDERED FINAL UNLESS ALL SIGNATURES COMPLETED	

- PROJECT NOTES**
- DISPOSAL OF SIGN SYSTEM, U-CHANNEL
 - DISPOSAL OF SIGN SYSTEM, WOOD
 - DISPOSAL OF SIGN SYSTEM, STEEL BEAM
 - DISPOSAL OF SUPPORT, U-CHANNEL
 - DISPOSAL OF SUPPORT, WOOD
 - DISPOSAL OF SIGN, A OR B (OVERHEAD)
 - DISPOSAL OF SIGN SYSTEM ON SPANWIRE
 - RELOCATE SIGN, TYPE D
 - SIGN ERECTION, TYPE A (OVERHEAD)
 - SIGN ERECTION, TYPE A (GROUND MOUNTED)
 - SIGN ERECTION, TYPE D, E, AND F
 - SIGN ERECTION, RELOCATE SIGN TYPE D



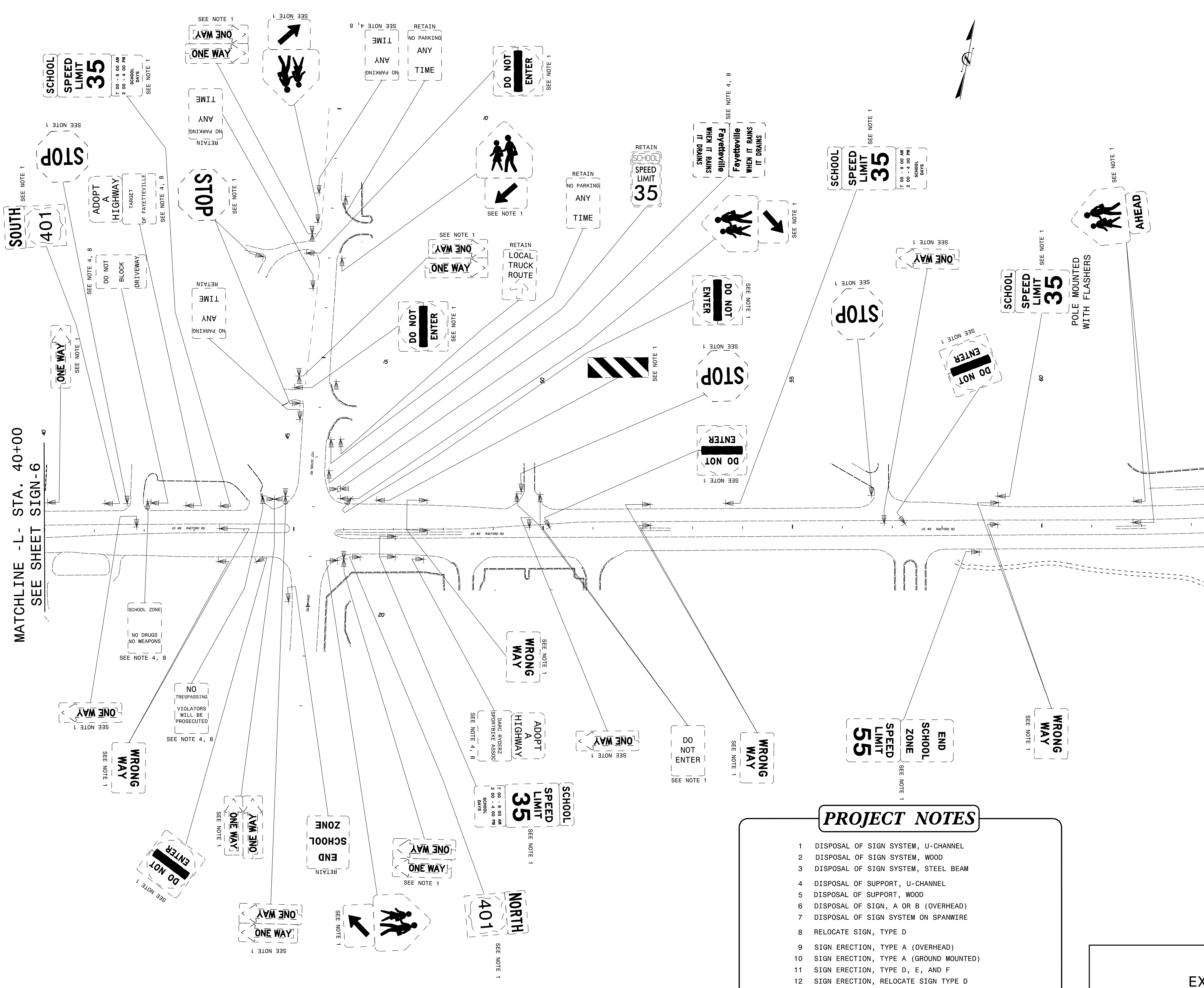
MATCHLINE - L1- STA. 115+00
SEE SHEET SIGN-5

MATCHLINE - L- STA. 40+00
SEE SHEET SIGN-7

4/19/2018
Us:\Traffic\Signing\CADD\Signing\Plan Sheets\Existing Signs\U-4405\EXISTING_SIGN_06.dgn
Inambari

EXISTING SIGNING



TIP NO.	SHEET NO.
U-4405	SIGN-7
APPROVED: <i>Betsy L. Watson</i>	
DATE: 4/19/2018	
SEAL	
DOCUMENT NOT CONSIDERED FINAL UNLESS ALL SIGNATURES COMPLETED	

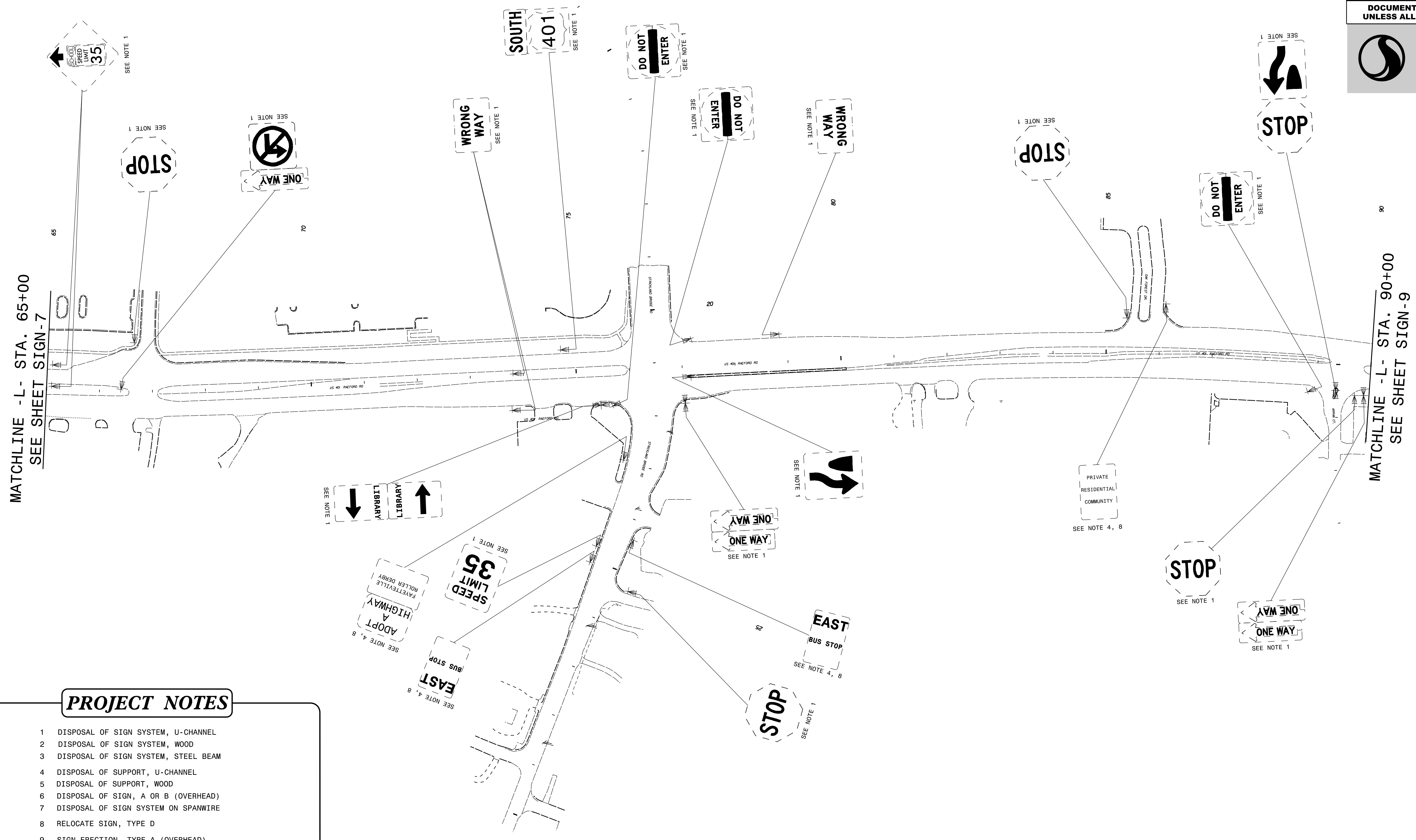


- PROJECT NOTES**
- DISPOSAL OF SIGN SYSTEM, U-CHANNEL
 - DISPOSAL OF SIGN SYSTEM, WOOD
 - DISPOSAL OF SIGN SYSTEM, STEEL BEAM
 - DISPOSAL OF SUPPORT, U-CHANNEL
 - DISPOSAL OF SUPPORT, WOOD
 - DISPOSAL OF SIGN, A OR B (OVERHEAD)
 - DISPOSAL OF SIGN SYSTEM ON SPANWIRE
 - RELOCATE SIGN, TYPE D
 - SIGN ERECTION, TYPE A (OVERHEAD)
 - SIGN ERECTION, TYPE A (GROUND MOUNTED)
 - SIGN ERECTION, TYPE D, E, AND F
 - SIGN ERECTION, RELOCATE SIGN TYPE D

EXISTING SIGNING

4/19/2018
Us:\Traffic\Signing\CADD\Signing\Plan_Sheets\Existing_Signs\U-4405_EXISTING_SIGN_07.dgn
In:\bmr\right

TIP NO. U-4405	SHEET NO. SIGN-8
APPROVED: <i>Petsy L. Watson</i> DATE: 4/19/2018	
SEAL 	
DOCUMENT NOT CONSIDERED FINAL UNLESS ALL SIGNATURES COMPLETED	
	



- PROJECT NOTES**
- DISPOSAL OF SIGN SYSTEM, U-CHANNEL
 - DISPOSAL OF SIGN SYSTEM, WOOD
 - DISPOSAL OF SIGN SYSTEM, STEEL BEAM
 - DISPOSAL OF SUPPORT, U-CHANNEL
 - DISPOSAL OF SUPPORT, WOOD
 - DISPOSAL OF SIGN, A OR B (OVERHEAD)
 - DISPOSAL OF SIGN SYSTEM ON SPANWIRE
 - RELOCATE SIGN, TYPE D
 - SIGN ERECTION, TYPE A (OVERHEAD)
 - SIGN ERECTION, TYPE A (GROUND MOUNTED)
 - SIGN ERECTION, TYPE D, E, AND F
 - SIGN ERECTION, RELOCATE SIGN TYPE D

EXISTING SIGNING

4/19/2018
Us:\Traffic\Signing\CADD\Signing\Plan Sheets\Existing Signs\U-4405\EXISTING_SIGN_08.dgn
jhambricht

TIP NO. U-4405	SHEET NO. SIGN-9
APPROVED: <i>Betsy L. Watson</i> DATE: 4/19/2018	
SEAL NORTH CAROLINA PROFESSIONAL ENGINEER SEAL 29449 BETSY L. WATSON	
DOCUMENT NOT CONSIDERED FINAL UNLESS ALL SIGNATURES COMPLETED	

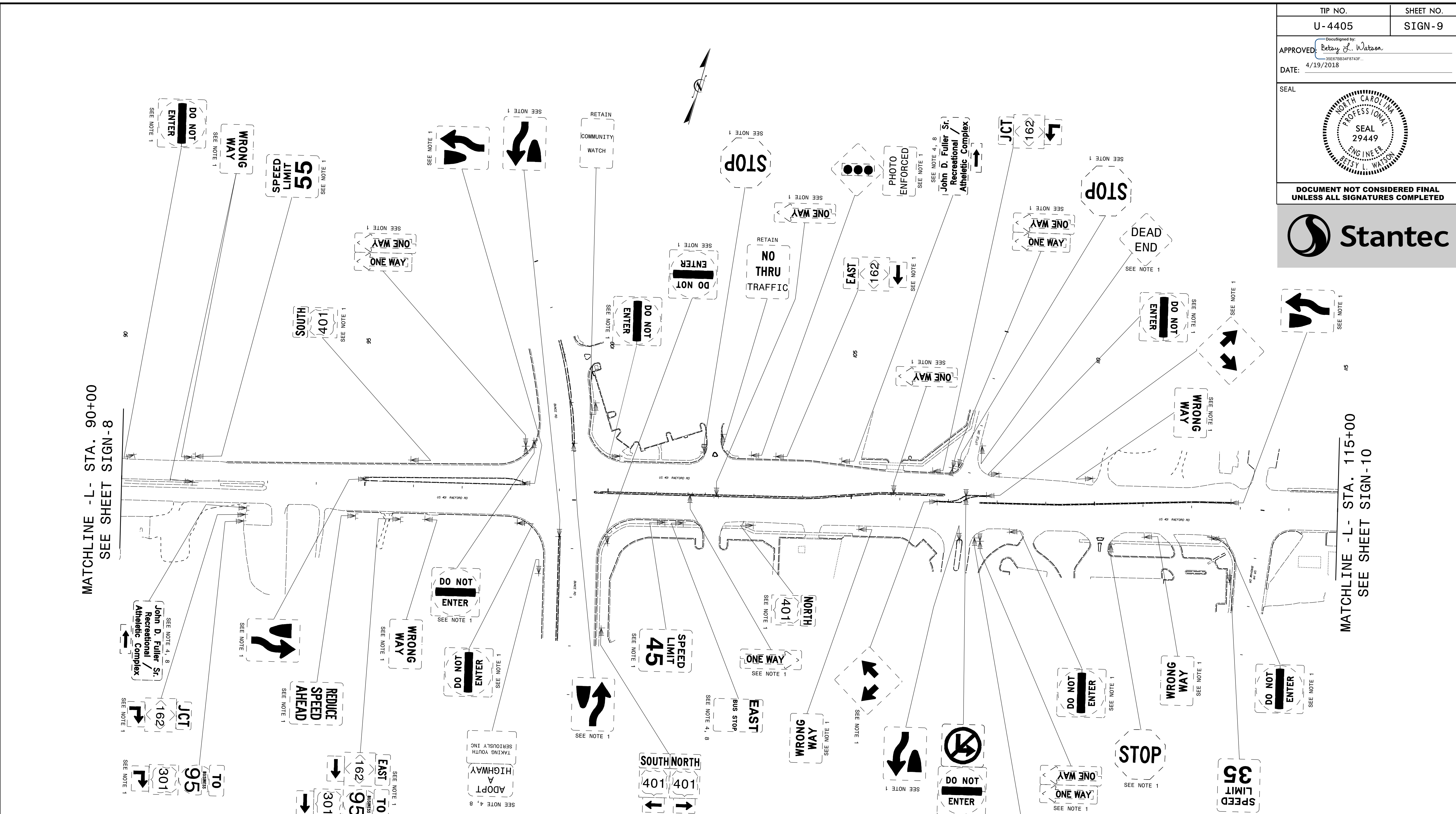


MATCHLINE -L- STA. 90+00
SEE SHEET SIGN-8

MATCHLINE -L- STA. 115+00
SEE SHEET SIGN-10

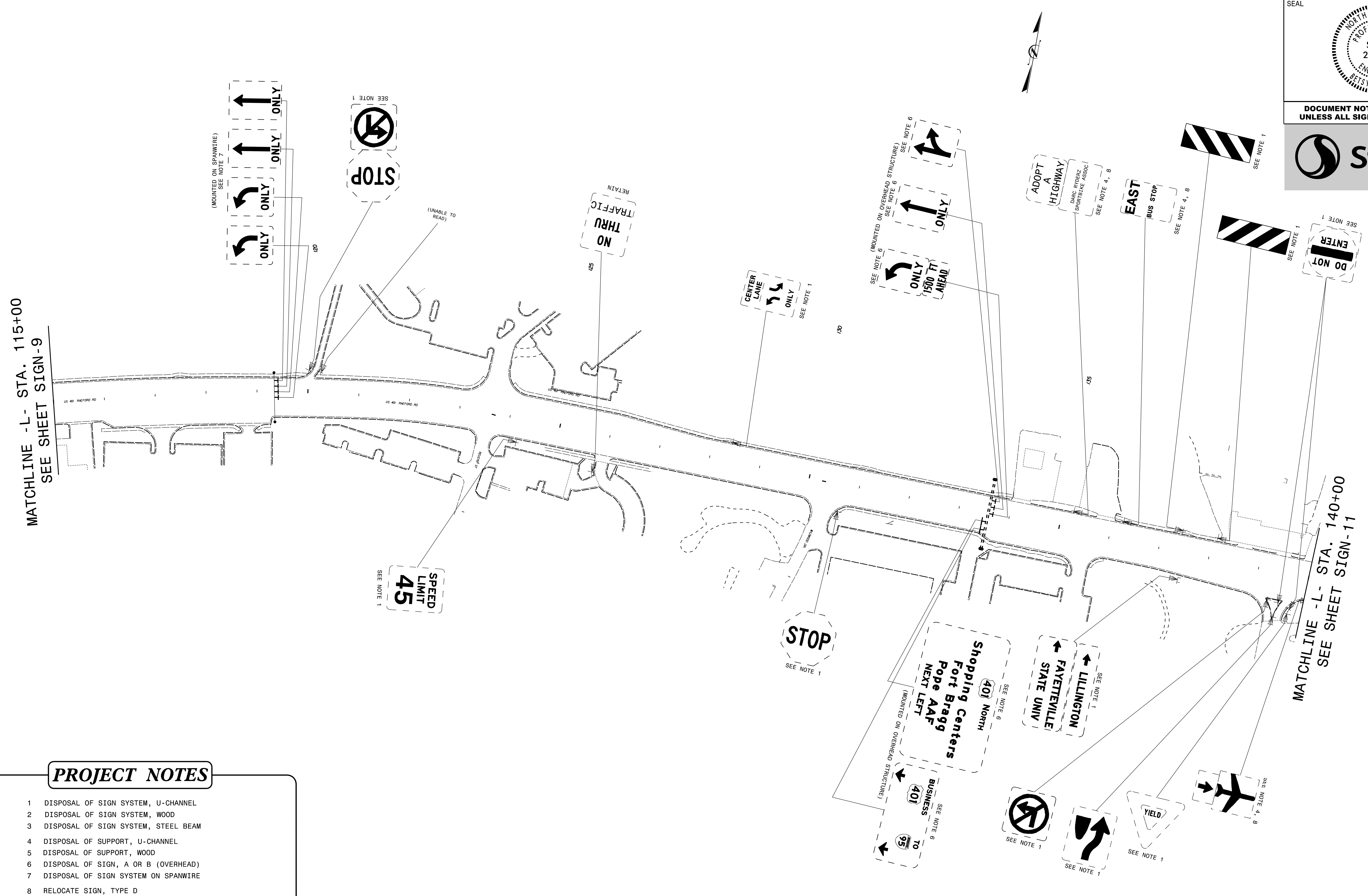
- PROJECT NOTES**
- DISPOSAL OF SIGN SYSTEM, U-CHANNEL
 - DISPOSAL OF SIGN SYSTEM, WOOD
 - DISPOSAL OF SIGN SYSTEM, STEEL BEAM
 - DISPOSAL OF SUPPORT, U-CHANNEL
 - DISPOSAL OF SUPPORT, WOOD
 - DISPOSAL OF SIGN, A OR B (OVERHEAD)
 - DISPOSAL OF SIGN SYSTEM ON SPANWIRE
 - RELOCATE SIGN, TYPE D
 - SIGN ERECTION, TYPE A (OVERHEAD)
 - SIGN ERECTION, TYPE A (GROUND MOUNTED)
 - SIGN ERECTION, TYPE D, E, AND F
 - SIGN ERECTION, RELOCATE SIGN TYPE D

EXISTING SIGNING



4/19/2018
Us:\Traffic\Signing\CADD\Signing\Plan Sheets\Existing Signs\U-4405\EXISTING_SIGN_09.dgn
jhambright

TIP NO.	SHEET NO.
U-4405	SIGN-10
APPROVED: <i>Petsy L. Watson</i> 30E7B834F8743F...	
DATE: 4/19/2018	
SEAL	
DOCUMENT NOT CONSIDERED FINAL UNLESS ALL SIGNATURES COMPLETED	



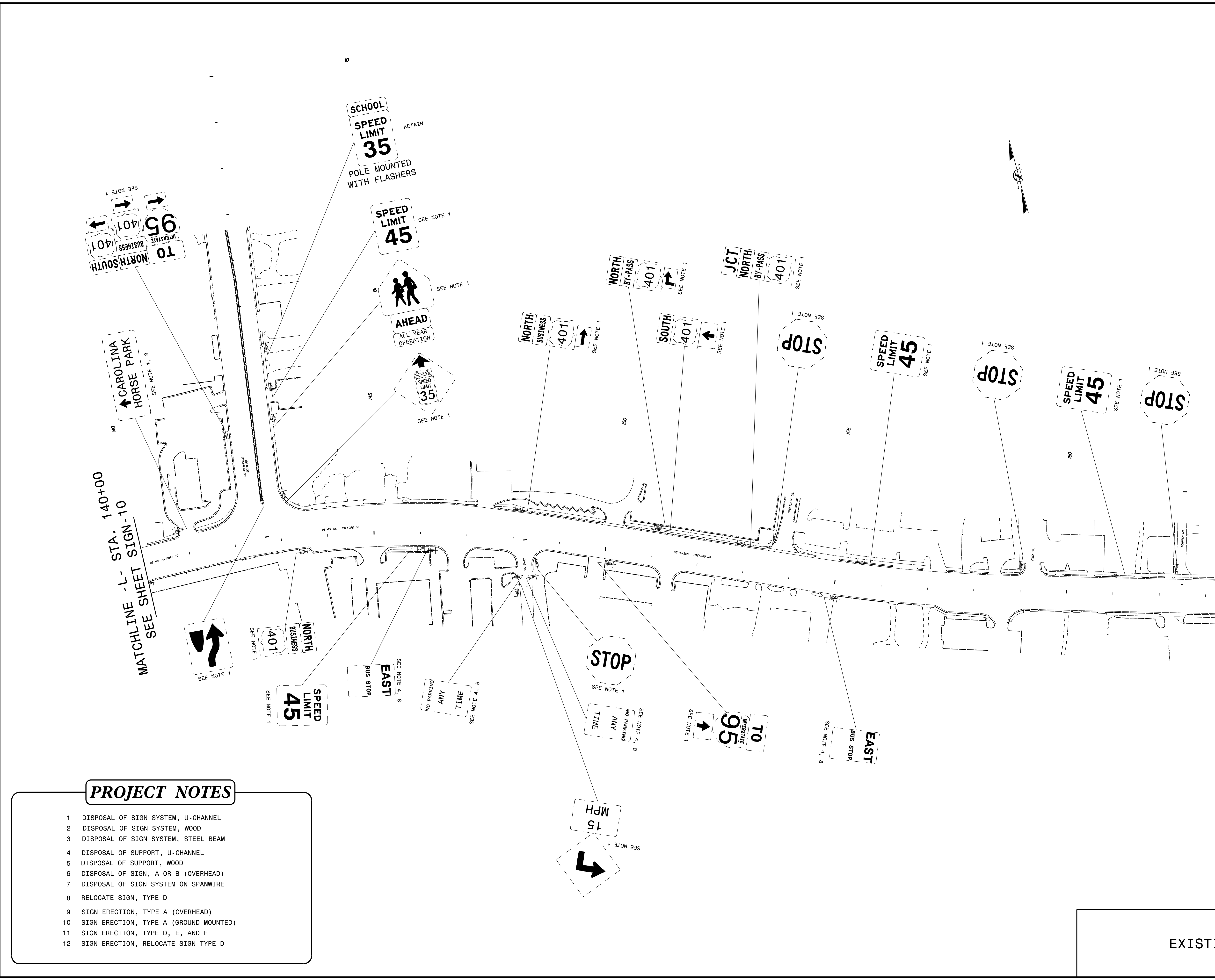
PROJECT NOTES

- 1 DISPOSAL OF SIGN SYSTEM, U-CHANNEL
- 2 DISPOSAL OF SIGN SYSTEM, WOOD
- 3 DISPOSAL OF SIGN SYSTEM, STEEL BEAM
- 4 DISPOSAL OF SUPPORT, U-CHANNEL
- 5 DISPOSAL OF SUPPORT, WOOD
- 6 DISPOSAL OF SIGN, A OR B (OVERHEAD)
- 7 DISPOSAL OF SIGN SYSTEM ON SPANWIRE
- 8 RELOCATE SIGN, TYPE D
- 9 SIGN ERECTION, TYPE A (OVERHEAD)
- 10 SIGN ERECTION, TYPE A (GROUND MOUNTED)
- 11 SIGN ERECTION, TYPE D, E, AND F
- 12 SIGN ERECTION, RELOCATE SIGN TYPE D

EXISTING SIGNING

4/19/2018
Us:\Traffic\Signing\CADD\Signing\Plan Sheets\Existing Signs\U-4405\EXISTING_SIGN.10.dgn
jhambright

TIP NO. U-4405	SHEET NO. SIGN-11
APPROVED: <i>Betsy L. Watson</i> DATE: 4/19/2018	
DOCUMENT NOT CONSIDERED FINAL UNLESS ALL SIGNATURES COMPLETED	





PROJECT NOTES

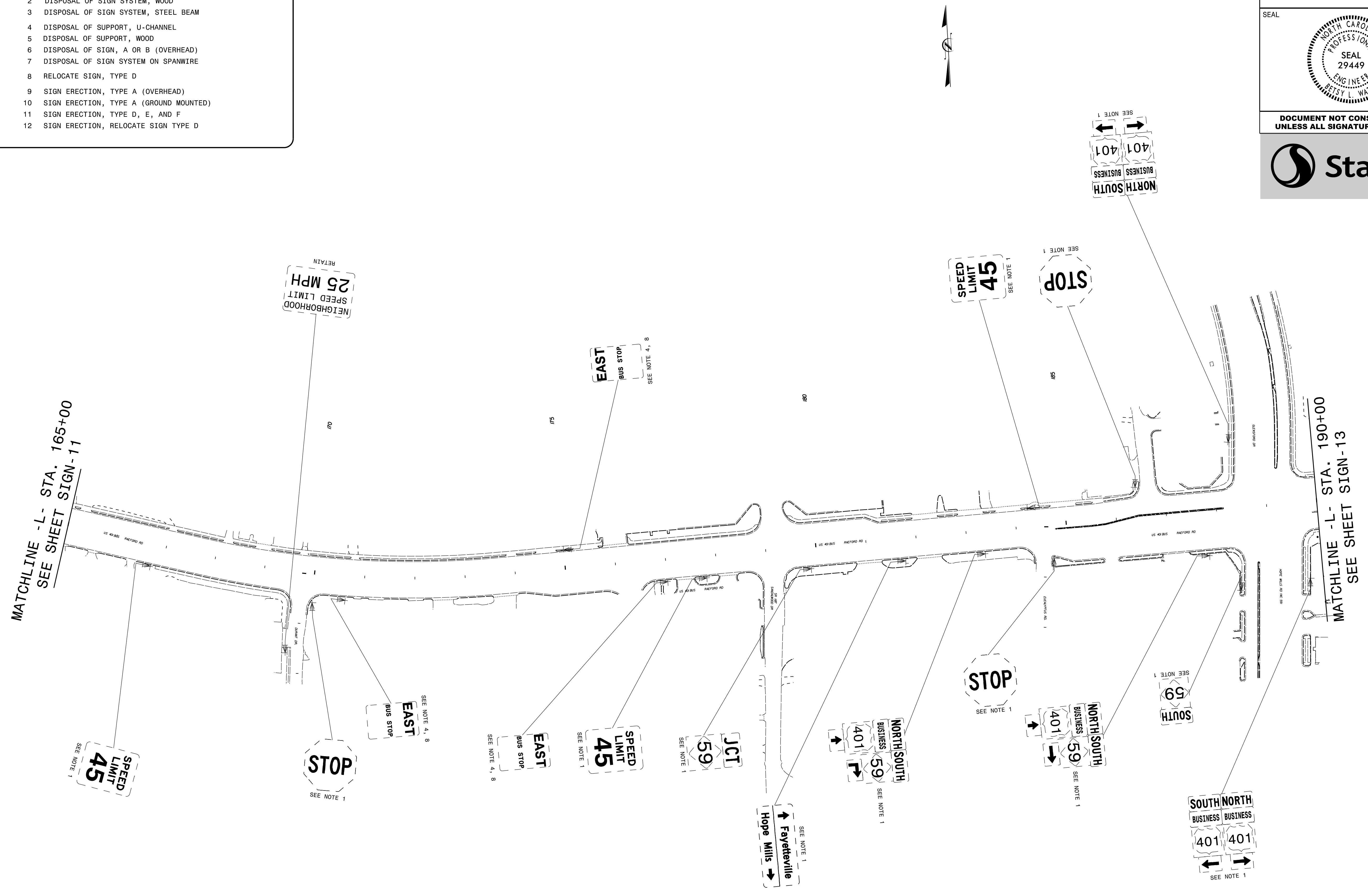
- 1 DISPOSAL OF SIGN SYSTEM, U-CHANNEL
- 2 DISPOSAL OF SIGN SYSTEM, WOOD
- 3 DISPOSAL OF SIGN SYSTEM, STEEL BEAM
- 4 DISPOSAL OF SUPPORT, U-CHANNEL
- 5 DISPOSAL OF SUPPORT, WOOD
- 6 DISPOSAL OF SIGN, A OR B (OVERHEAD)
- 7 DISPOSAL OF SIGN SYSTEM ON SPANWIRE
- 8 RELOCATE SIGN, TYPE D
- 9 SIGN ERECTION, TYPE A (OVERHEAD)
- 10 SIGN ERECTION, TYPE A (GROUND MOUNTED)
- 11 SIGN ERECTION, TYPE D, E, AND F
- 12 SIGN ERECTION, RELOCATE SIGN TYPE D

EXISTING SIGNING



4/19/2018
 Us:\Traffic\Signing\CADD\Signing\Existing Plan Sheets\Existing Signs\U-4405\EXISTING_SIGN_11.dgn
 jhambright

TIP NO. U-4405	SHEET NO. SIGN-12
APPROVED: <i>Betsy L. Watson</i> DATE: 4/19/2018	
SEAL 	
DOCUMENT NOT CONSIDERED FINAL UNLESS ALL SIGNATURES COMPLETED	
	

- PROJECT NOTES**
- DISPOSAL OF SIGN SYSTEM, U-CHANNEL
 - DISPOSAL OF SIGN SYSTEM, WOOD
 - DISPOSAL OF SIGN SYSTEM, STEEL BEAM
 - DISPOSAL OF SUPPORT, U-CHANNEL
 - DISPOSAL OF SUPPORT, WOOD
 - DISPOSAL OF SIGN, A OR B (OVERHEAD)
 - DISPOSAL OF SIGN SYSTEM ON SPANWIRE
 - RELOCATE SIGN, TYPE D
 - SIGN ERECTION, TYPE A (OVERHEAD)
 - SIGN ERECTION, TYPE A (GROUND MOUNTED)
 - SIGN ERECTION, TYPE D, E, AND F
 - SIGN ERECTION, RELOCATE SIGN TYPE D

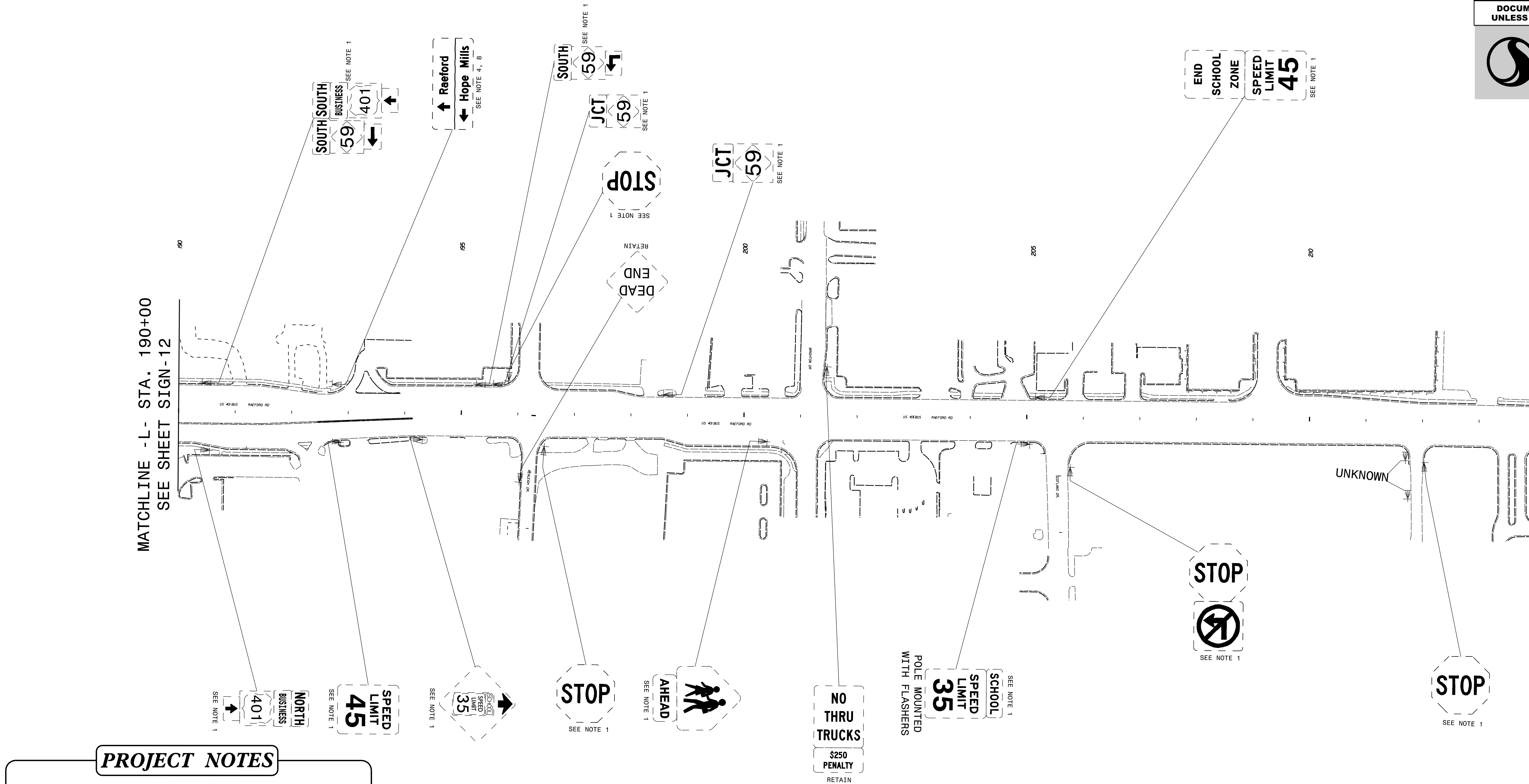


EXISTING SIGNING

TIP NO. U-4405	SHEET NO. SIGN-13
APPROVED: <i>Petsy L. Watson</i> <small>DocuSigned by: Petsy L. Watson 35E67B84F8743F...</small>	
DATE: 4/19/2018	
SEAL 	
DOCUMENT NOT CONSIDERED FINAL UNLESS ALL SIGNATURES COMPLETED	
	

MATCHLINE - L- STA. 190+00
SEE SHEET SIGN-12

MATCHLINE - L- STA. 215+00
SEE SHEET SIGN-14




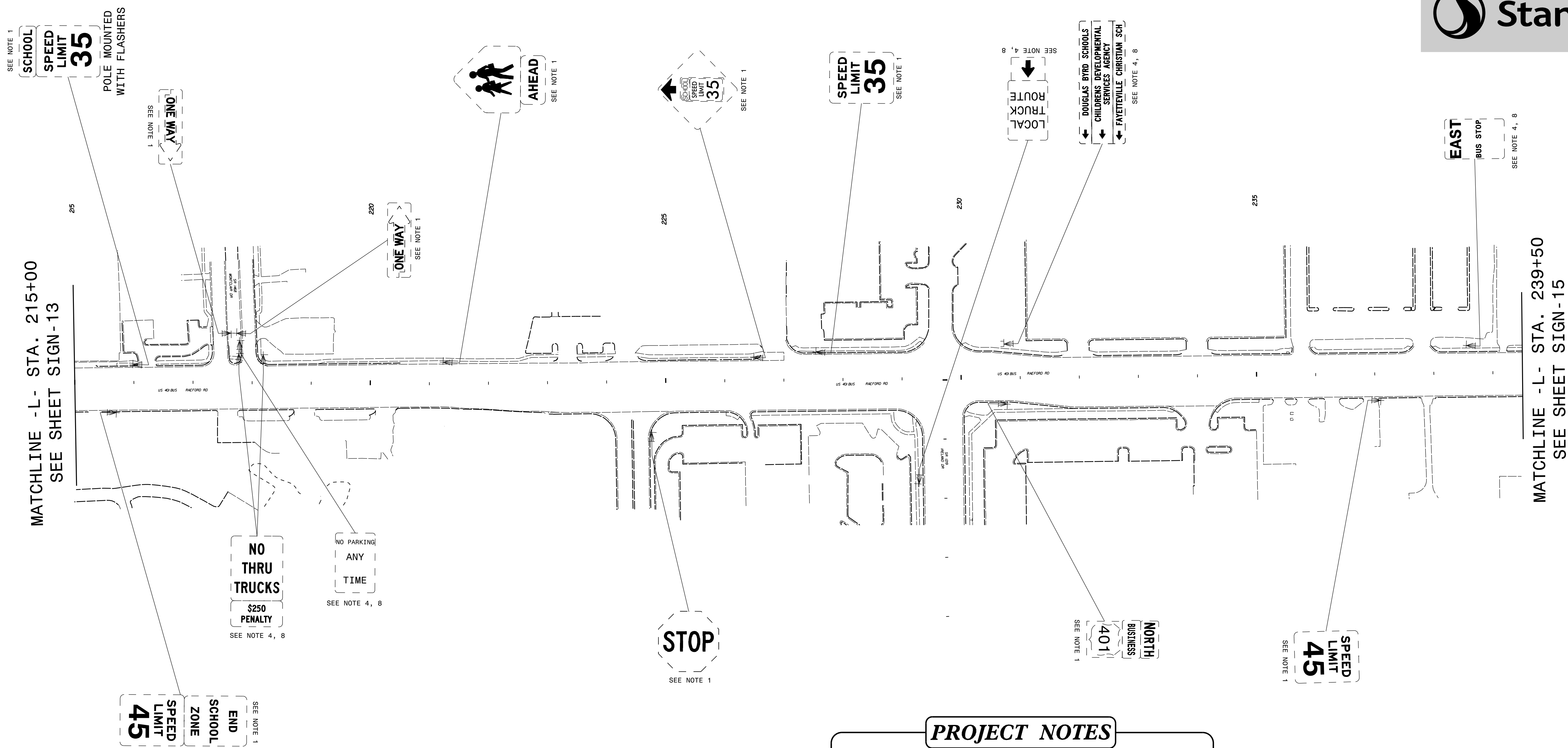
PROJECT NOTES

- 1 DISPOSAL OF SIGN SYSTEM, U-CHANNEL
- 2 DISPOSAL OF SIGN SYSTEM, WOOD
- 3 DISPOSAL OF SIGN SYSTEM, STEEL BEAM
- 4 DISPOSAL OF SUPPORT, U-CHANNEL
- 5 DISPOSAL OF SUPPORT, WOOD
- 6 DISPOSAL OF SIGN, A OR B (OVERHEAD)
- 7 DISPOSAL OF SIGN SYSTEM ON SPANWIRE
- 8 RELOCATE SIGN, TYPE D
- 9 SIGN ERECTION, TYPE A (OVERHEAD)
- 10 SIGN ERECTION, TYPE A (GROUND MOUNTED)
- 11 SIGN ERECTION, TYPE D, E, AND F
- 12 SIGN ERECTION, RELOCATE SIGN TYPE D

EXISTING SIGNING

4/19/2018
 Us:\Traffic\Signing\CADD\Signing\Plan Sheets\Existing Signs\U-4405\EXISTING_SIGN_13.dgn
 jhambright


TIP NO. U-4405	SHEET NO. SIGN - 14
APPROVED: <i>Petsy L. Watson</i> DATE: 4/19/2018	
SEAL 	
DOCUMENT NOT CONSIDERED FINAL UNLESS ALL SIGNATURES COMPLETED	

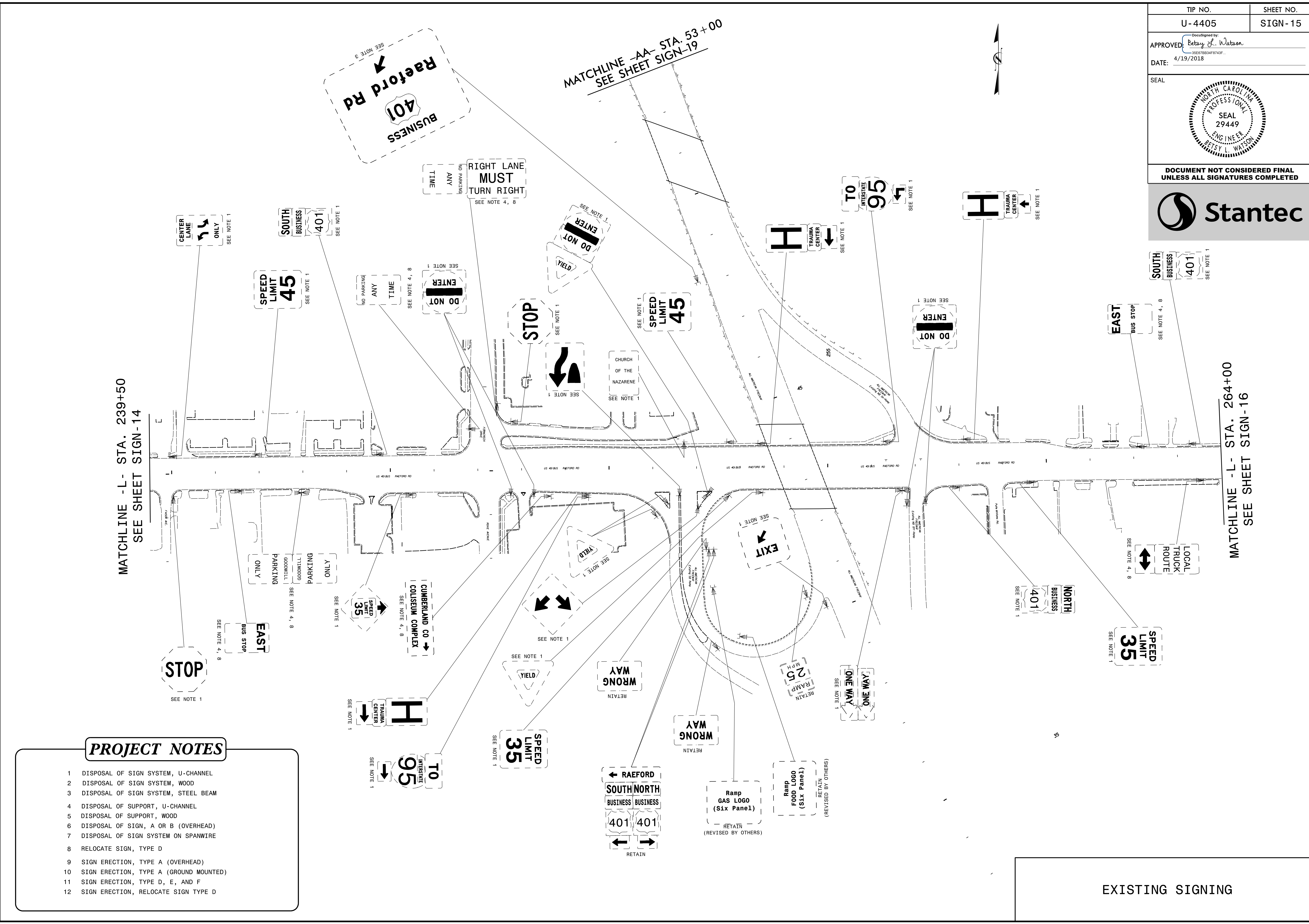


- PROJECT NOTES**
- DISPOSAL OF SIGN SYSTEM, U-CHANNEL
 - DISPOSAL OF SIGN SYSTEM, WOOD
 - DISPOSAL OF SIGN SYSTEM, STEEL BEAM
 - DISPOSAL OF SUPPORT, U-CHANNEL
 - DISPOSAL OF SUPPORT, WOOD
 - DISPOSAL OF SIGN, A OR B (OVERHEAD)
 - DISPOSAL OF SIGN SYSTEM ON SPANWIRE
 - RELOCATE SIGN, TYPE D
 - SIGN ERECTION, TYPE A (OVERHEAD)
 - SIGN ERECTION, TYPE A (GROUND MOUNTED)
 - SIGN ERECTION, TYPE D, E, AND F
 - SIGN ERECTION, RELOCATE SIGN TYPE D

EXISTING SIGNING

4/19/2018
Us:\Traffic\Signing\CADD\Signing\Plan_Sheets\Existing_Signs\U-4405\EXISTING_SIGN_14.dgn
jhambright

TIP NO. U-4405	SHEET NO. SIGN-15
APPROVED: <i>Betsy L. Watson</i> DATE: 4/19/2018	
SEAL 	
DOCUMENT NOT CONSIDERED FINAL UNLESS ALL SIGNATURES COMPLETED	



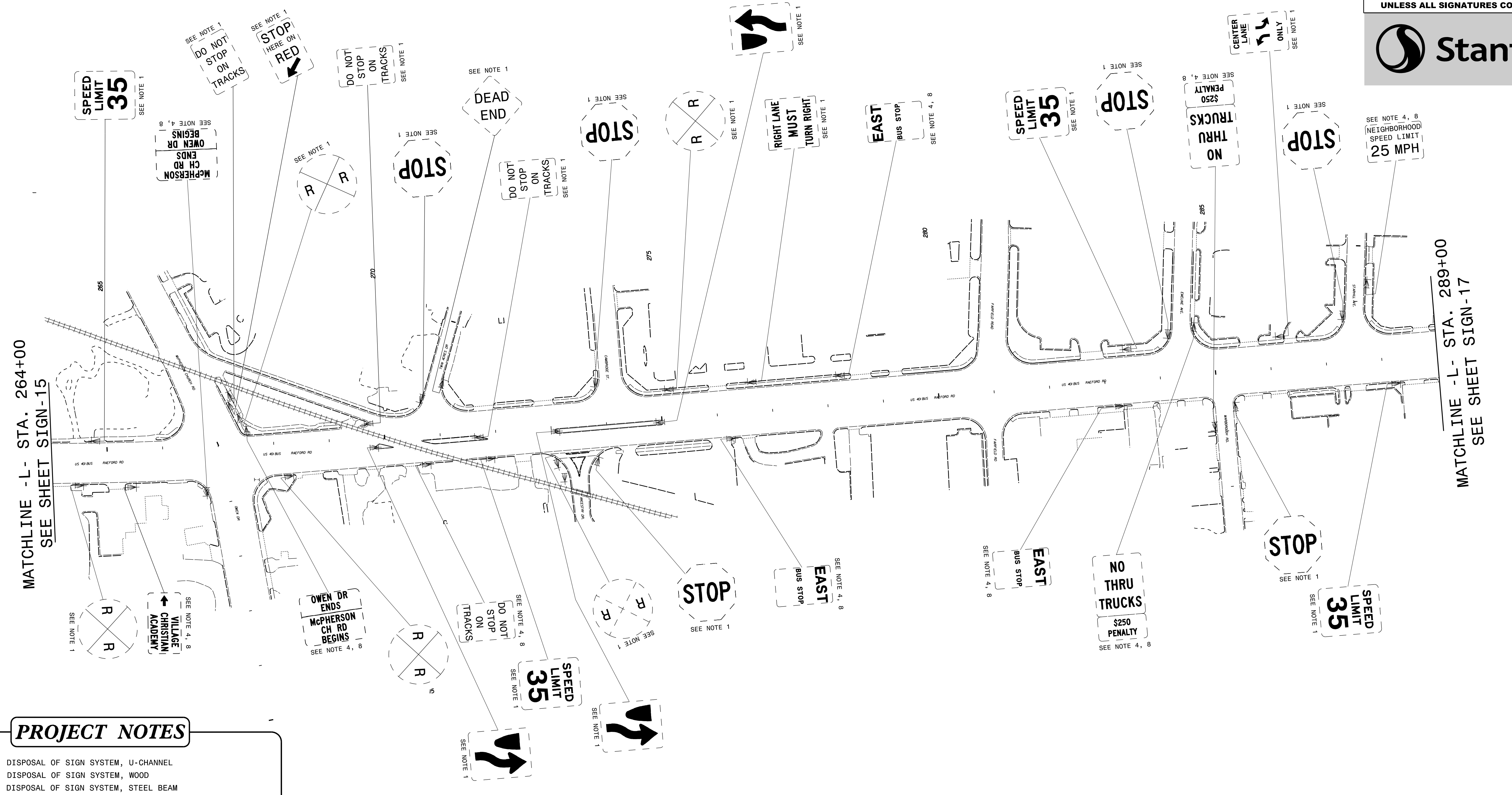
PROJECT NOTES

- 1 DISPOSAL OF SIGN SYSTEM, U-CHANNEL
- 2 DISPOSAL OF SIGN SYSTEM, WOOD
- 3 DISPOSAL OF SIGN SYSTEM, STEEL BEAM
- 4 DISPOSAL OF SUPPORT, U-CHANNEL
- 5 DISPOSAL OF SUPPORT, WOOD
- 6 DISPOSAL OF SIGN, A OR B (OVERHEAD)
- 7 DISPOSAL OF SIGN SYSTEM ON SPANWIRE
- 8 RELOCATE SIGN, TYPE D
- 9 SIGN ERECTION, TYPE A (OVERHEAD)
- 10 SIGN ERECTION, TYPE A (GROUND MOUNTED)
- 11 SIGN ERECTION, TYPE D, E, AND F
- 12 SIGN ERECTION, RELOCATE SIGN TYPE D

EXISTING SIGNING

4/19/2018
Us:\Traffic\Signing\CADD\Signing\Plan Sheets\Existing Signs\U-4405_EXISTING_SIGN_15.dgn
jhambright

TIP NO.	SHEET NO.
U-4405	SIGN-16
APPROVED: <i>Patsy L. Watson</i> <small>DocuSigned by: Patsy L. Watson 35E7B34F8743F...</small>	
DATE: 4/19/2018	
SEAL	
DOCUMENT NOT CONSIDERED FINAL UNLESS ALL SIGNATURES COMPLETED	



MATCHLINE -L- STA. 264+00
SEE SHEET SIGN-15

MATCHLINE -L- STA. 289+00
SEE SHEET SIGN-17

PROJECT NOTES



- 1 DISPOSAL OF SIGN SYSTEM, U-CHANNEL
- 2 DISPOSAL OF SIGN SYSTEM, WOOD
- 3 DISPOSAL OF SIGN SYSTEM, STEEL BEAM
- 4 DISPOSAL OF SUPPORT, U-CHANNEL
- 5 DISPOSAL OF SUPPORT, WOOD
- 6 DISPOSAL OF SIGN, A OR B (OVERHEAD)
- 7 DISPOSAL OF SIGN SYSTEM ON SPANWIRE
- 8 RELOCATE SIGN, TYPE D
- 9 SIGN ERECTION, TYPE A (OVERHEAD)
- 10 SIGN ERECTION, TYPE A (GROUND MOUNTED)
- 11 SIGN ERECTION, TYPE D, E, AND F
- 12 SIGN ERECTION, RELOCATE SIGN TYPE D

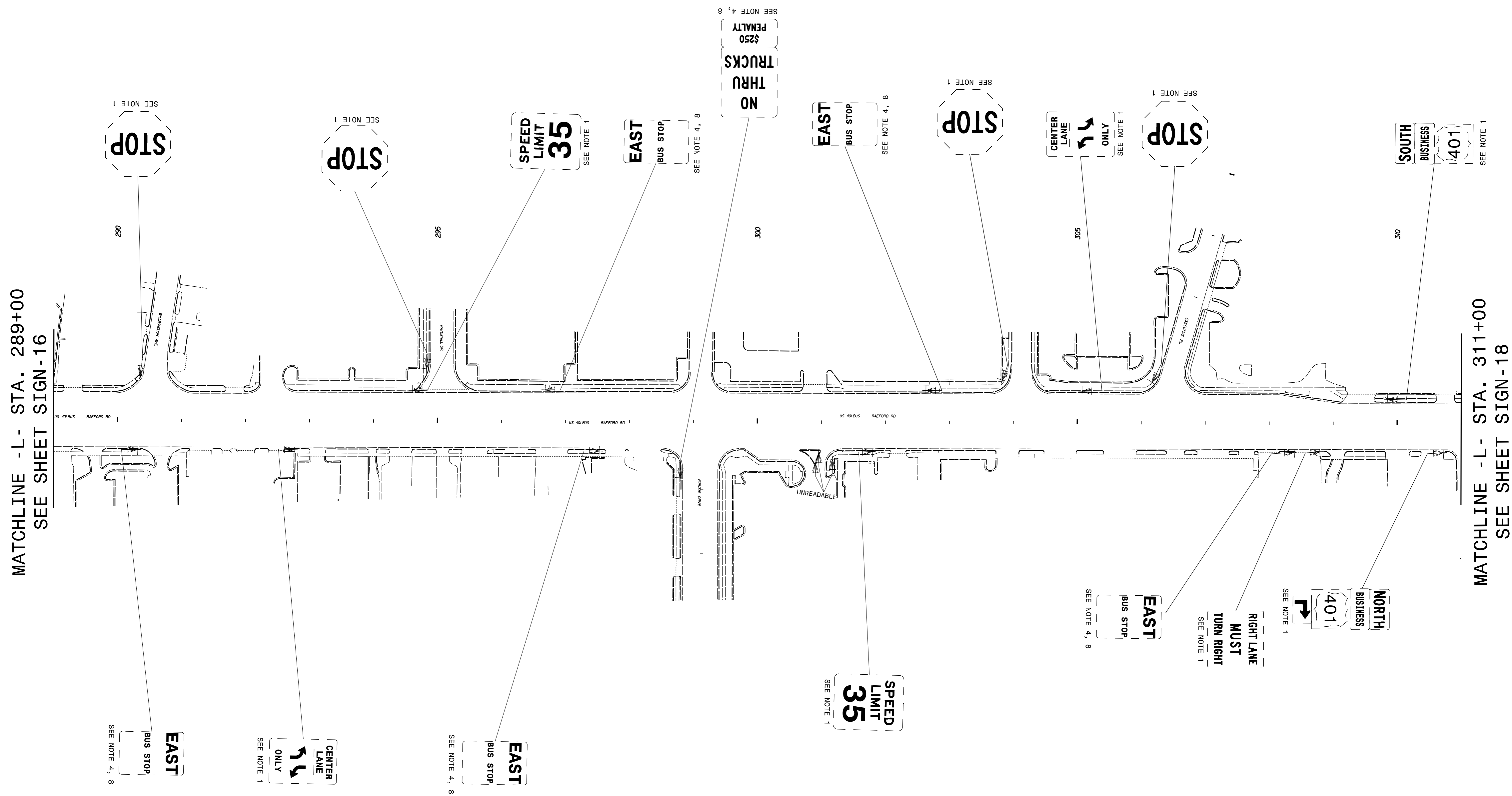
EXISTING SIGNING

4/19/2018 Us:\Traffic\Signing\CADD\Signing\Plan Sheets\Existing Signs\U-4405-EXISTING_SIGN_16.dgn jhambright

PROJECT NOTES



- 1 DISPOSAL OF SIGN SYSTEM, U-CHANNEL
- 2 DISPOSAL OF SIGN SYSTEM, WOOD
- 3 DISPOSAL OF SIGN SYSTEM, STEEL BEAM
- 4 DISPOSAL OF SUPPORT, U-CHANNEL
- 5 DISPOSAL OF SUPPORT, WOOD
- 6 DISPOSAL OF SIGN, A OR B (OVERHEAD)
- 7 DISPOSAL OF SIGN SYSTEM ON SPANWIRE
- 8 RELOCATE SIGN, TYPE D
- 9 SIGN ERECTION, TYPE A (OVERHEAD)
- 10 SIGN ERECTION, TYPE A (GROUND MOUNTED)
- 11 SIGN ERECTION, TYPE D, E, AND F
- 12 SIGN ERECTION, RELOCATE SIGN TYPE D

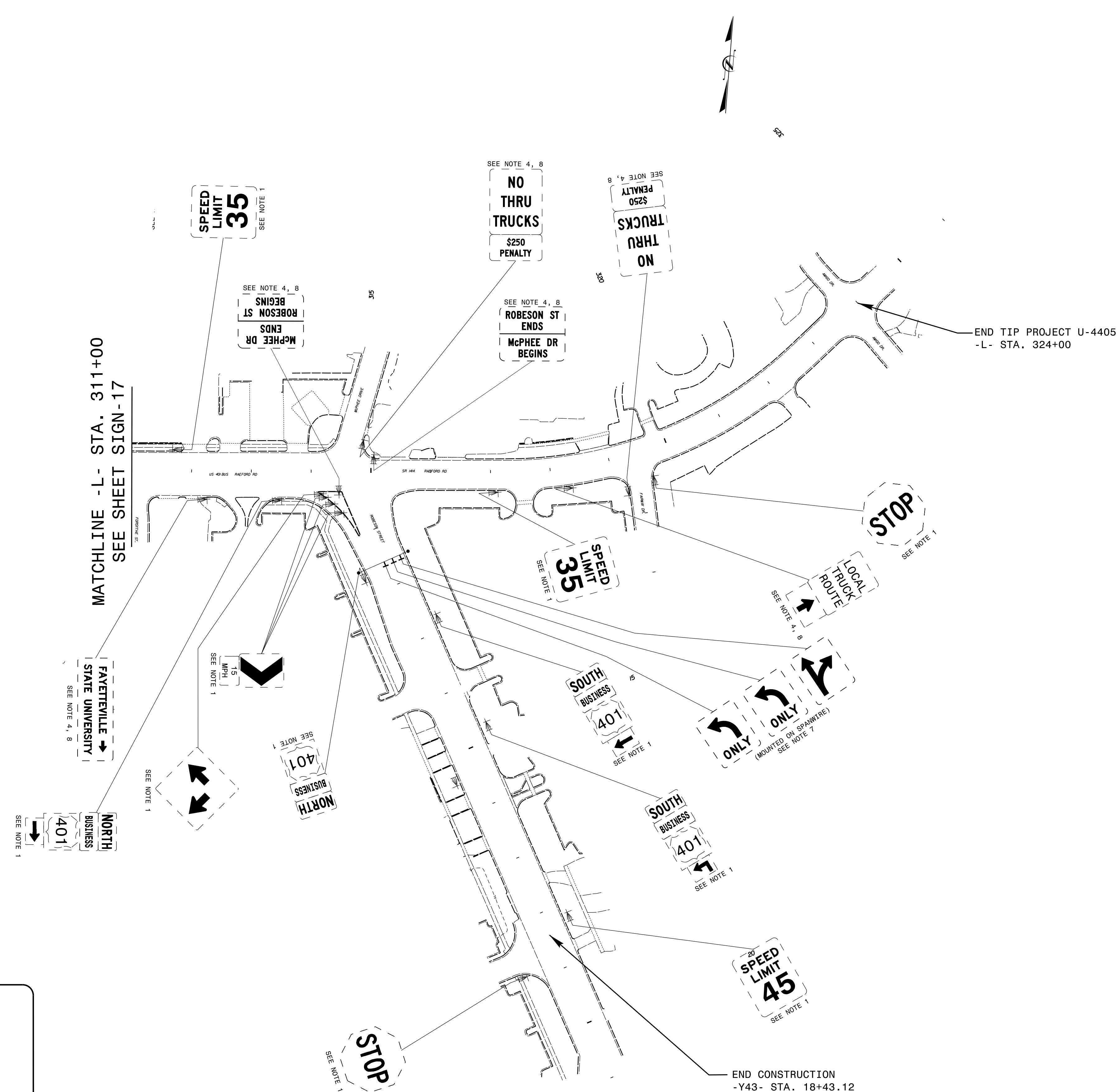
TIP NO. U-4405	SHEET NO. SIGN-17
APPROVED: <i>Petsy L. Watson</i> DATE: 4/19/2018	
SEAL 	
DOCUMENT NOT CONSIDERED FINAL UNLESS ALL SIGNATURES COMPLETED	
	



4/19/2018
Us:\Traffic\Signing\CADD\Signing\Plan_Sheets\Existing_Signs\U-4405_EXISTING_SIGN.I7.dgn
Inamberight

EXISTING SIGNING

TIP NO. U-4405	SHEET NO. SIGN-18
APPROVED: <i>Petsy L. Watson</i> DATE: 4/19/2018	
SEAL 	
DOCUMENT NOT CONSIDERED FINAL UNLESS ALL SIGNATURES COMPLETED	
	



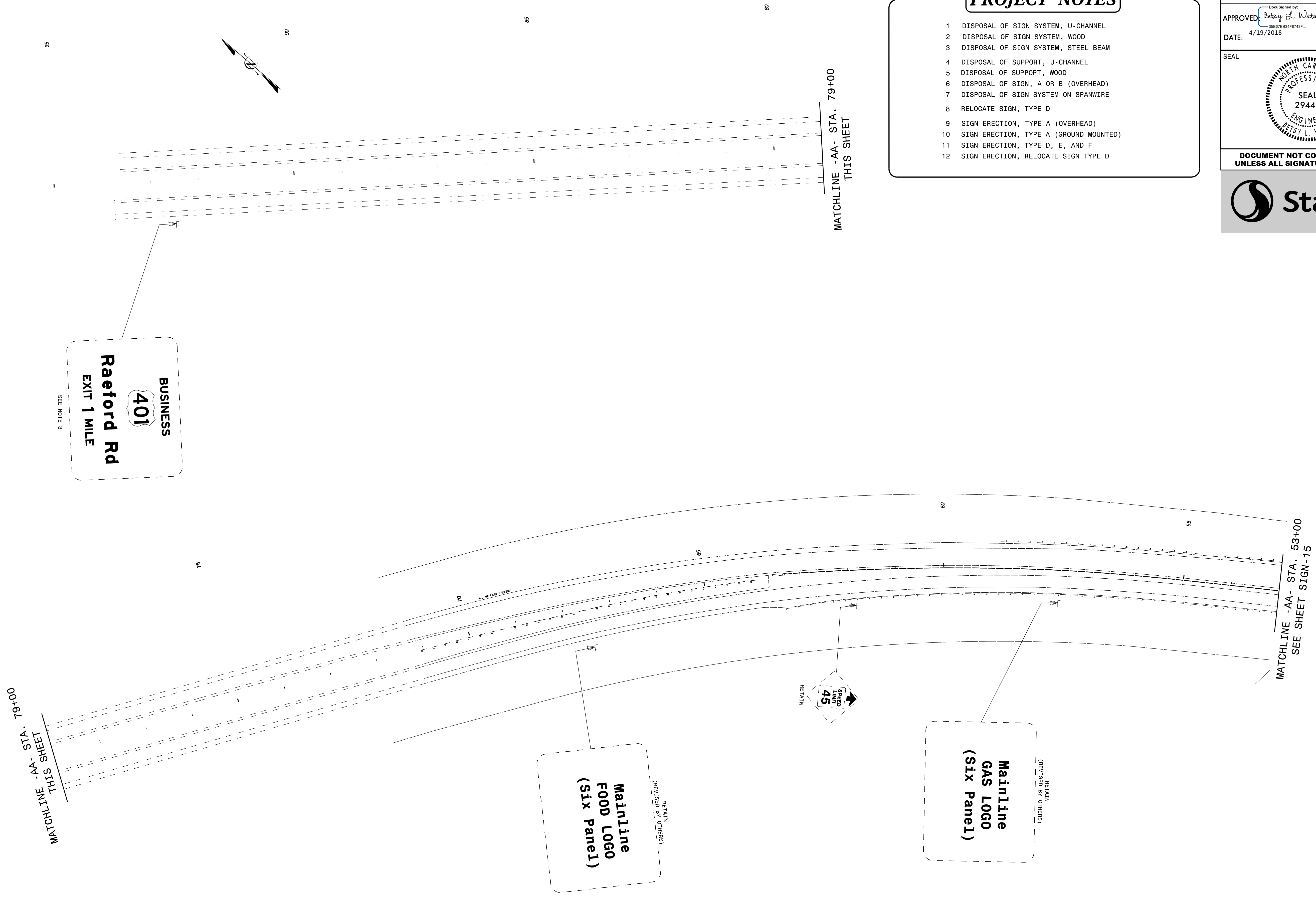
PROJECT NOTES

- 1 DISPOSAL OF SIGN SYSTEM, U-CHANNEL
- 2 DISPOSAL OF SIGN SYSTEM, WOOD
- 3 DISPOSAL OF SIGN SYSTEM, STEEL BEAM
- 4 DISPOSAL OF SUPPORT, U-CHANNEL
- 5 DISPOSAL OF SUPPORT, WOOD
- 6 DISPOSAL OF SIGN, A OR B (OVERHEAD)
- 7 DISPOSAL OF SIGN SYSTEM ON SPANWIRE
- 8 RELOCATE SIGN, TYPE D
- 9 SIGN ERECTION, TYPE A (OVERHEAD)
- 10 SIGN ERECTION, TYPE A (GROUND MOUNTED)
- 11 SIGN ERECTION, TYPE D, E, AND F
- 12 SIGN ERECTION, RELOCATE SIGN TYPE D

4/19/2018
Us:\Triffic\Signing\CADD\Signing\Plan Sheets\Existing Signs\U-4405\EXISTING_SIGN_18.dgn
jhambright

EXISTING SIGNING

4/9/2018
Us:\Traffic\Signing\CADD\Signing\Plan Sheets\Existing Signs\U-4405_EXISTING_SIGN_I9.dgn
Inamberight



PROJECT NOTES

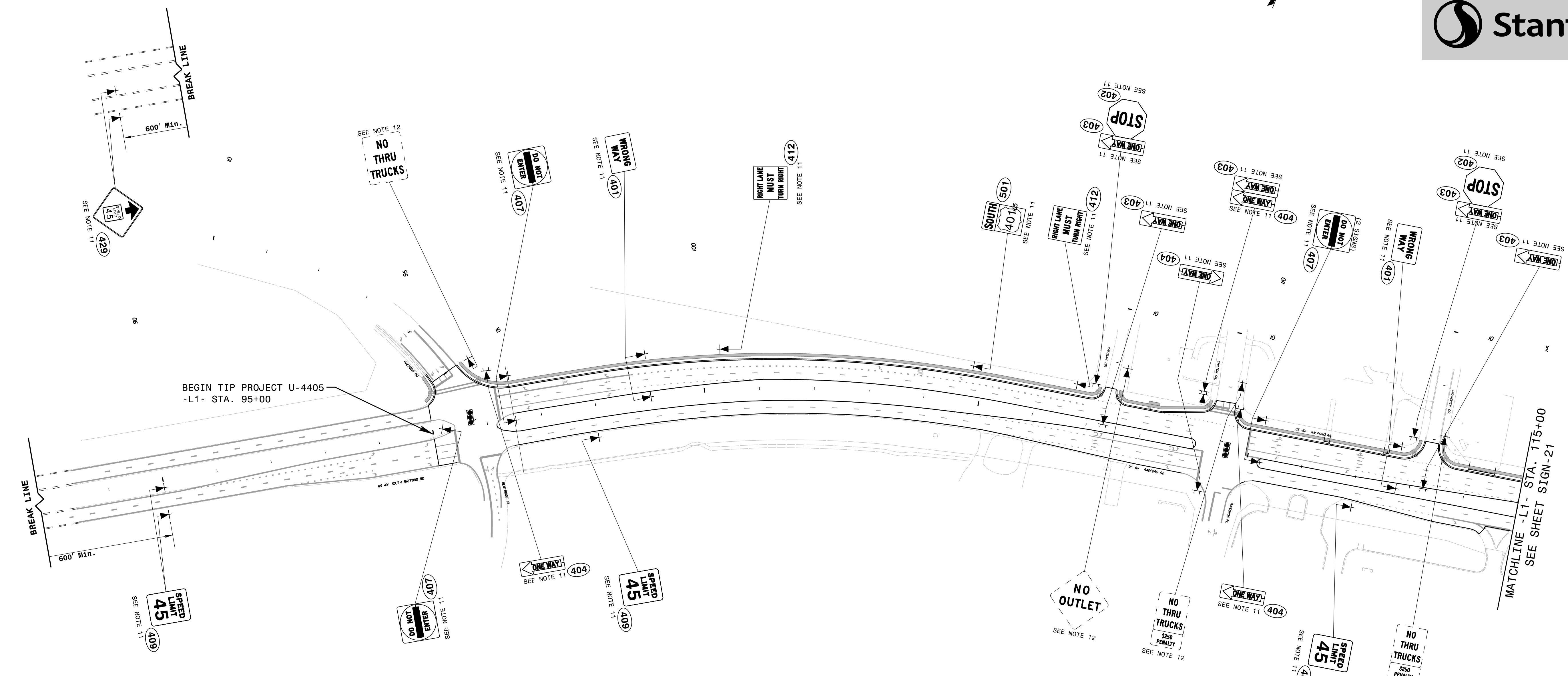
- 1 DISPOSAL OF SIGN SYSTEM, U-CHANNEL
- 2 DISPOSAL OF SIGN SYSTEM, WOOD
- 3 DISPOSAL OF SIGN SYSTEM, STEEL BEAM
- 4 DISPOSAL OF SUPPORT, U-CHANNEL
- 5 DISPOSAL OF SUPPORT, WOOD
- 6 DISPOSAL OF SIGN, A OR B (OVERHEAD)
- 7 DISPOSAL OF SIGN SYSTEM ON SPANWIRE
- 8 RELOCATE SIGN, TYPE D
- 9 SIGN ERECTION, TYPE A (OVERHEAD)
- 10 SIGN ERECTION, TYPE A (GROUND MOUNTED)
- 11 SIGN ERECTION, TYPE D, E, AND F
- 12 SIGN ERECTION, RELOCATE SIGN TYPE D

TIP NO. U-4405	SHEET NO. SIGN-19
APPROVED: <i>Petsy L. Watson</i> <small>DocuSigned by: Petsy L. Watson 35E67B84F8743F...</small>	
DATE: 4/19/2018	
SEAL 	
DOCUMENT NOT CONSIDERED FINAL UNLESS ALL SIGNATURES COMPLETED	



EXISTING SIGNING

TIP NO.	SHEET NO.
U-4405	SIGN-20
APPROVED: <i>Petsy L. Watson</i> 30E67B84F8743F...	
DATE: 4/19/2018	
SEAL	
DOCUMENT NOT CONSIDERED FINAL UNLESS ALL SIGNATURES COMPLETED	



PROJECT NOTES

- 1 DISPOSAL OF SIGN SYSTEM, U-CHANNEL
- 2 DISPOSAL OF SIGN SYSTEM, WOOD
- 3 DISPOSAL OF SIGN SYSTEM, STEEL BEAM
- 4 DISPOSAL OF SUPPORT, U-CHANNEL
- 5 DISPOSAL OF SUPPORT, WOOD
- 6 DISPOSAL OF SIGN, A OR B (OVERHEAD)
- 7 DISPOSAL OF SIGN SYSTEM ON SPANWIRE
- 8 RELOCATE SIGN, TYPE D
- 9 SIGN ERECTION, TYPE A (OVERHEAD)
- 10 SIGN ERECTION, TYPE A (GROUND MOUNTED)
- 11 SIGN ERECTION, TYPE D, E, AND F
- 12 SIGN ERECTION, RELOCATE SIGN TYPE D

PROPOSED SIGNING
(-L1- Sta. 95+00 to -L1- Sta. 115+00)

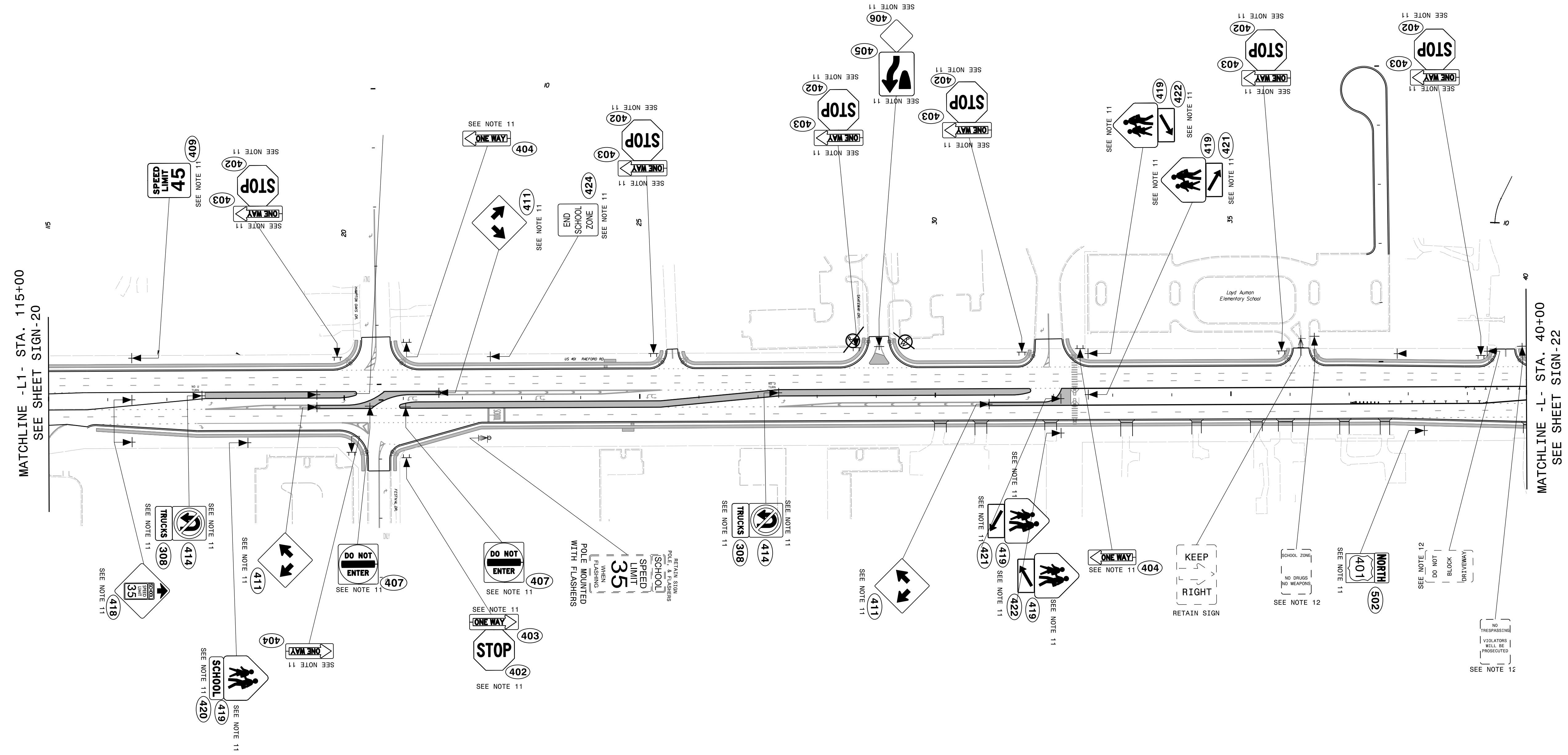
4/19/2018 Us:\Traffic\Signing\CADD\Signing\Plan Sheets\Proposed Signing\U-4405_PROPOSED_SIGN_20.dgn

TIP NO.	SHEET NO.
U-4405	SIGN-21
APPROVED: <i>Patsy L. Watson</i> 4/19/2018	
SEAL	
DOCUMENT NOT CONSIDERED FINAL UNLESS ALL SIGNATURES COMPLETED	



PROJECT NOTES

- 1 DISPOSAL OF SIGN SYSTEM, U-CHANNEL
- 2 DISPOSAL OF SIGN SYSTEM, WOOD
- 3 DISPOSAL OF SIGN SYSTEM, STEEL BEAM
- 4 DISPOSAL OF SUPPORT, U-CHANNEL
- 5 DISPOSAL OF SUPPORT, WOOD
- 6 DISPOSAL OF SIGN, A OR B (OVERHEAD)
- 7 DISPOSAL OF SIGN SYSTEM ON SPANWIRE
- 8 RELOCATE SIGN, TYPE D
- 9 SIGN ERECTION, TYPE A (OVERHEAD)
- 10 SIGN ERECTION, TYPE A (GROUND MOUNTED)
- 11 SIGN ERECTION, TYPE D, E, AND F
- 12 SIGN ERECTION, RELOCATE SIGN TYPE D



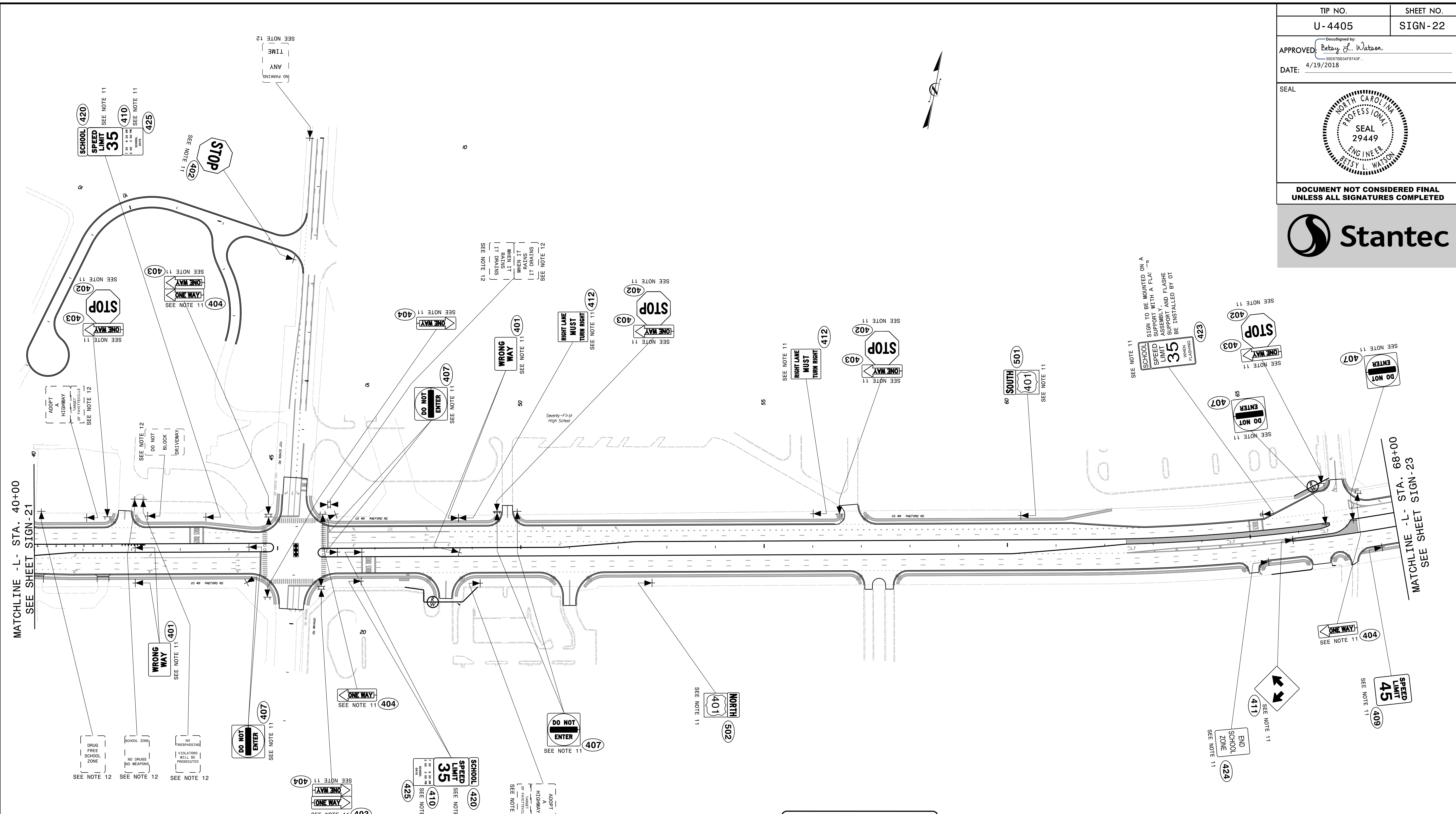
MATCHLINE -L1- STA. 115+00
SEE SHEET SIGN-20

MATCHLINE -L- STA. 40+00
SEE SHEET SIGN-22

PROPOSED SIGNING
(-L1- Sta. 115+00 to -L- Sta. 40+00)

4/19/2018
Us:\Traffic\Signing\CADD\Signing\Plan_Sheets\Proposed_Signing\U-4405_PROPOSED_SIGN_21.dgn
jhambright

TIP NO.	SHEET NO.
U-4405	SIGN-22
APPROVED: <i>Betsy L. Watson</i>	
DATE: 4/19/2018	
SEAL	
DOCUMENT NOT CONSIDERED FINAL UNLESS ALL SIGNATURES COMPLETED	




MATCHLINE -L- STA. 40+00
SEE SHEET SIGN-21

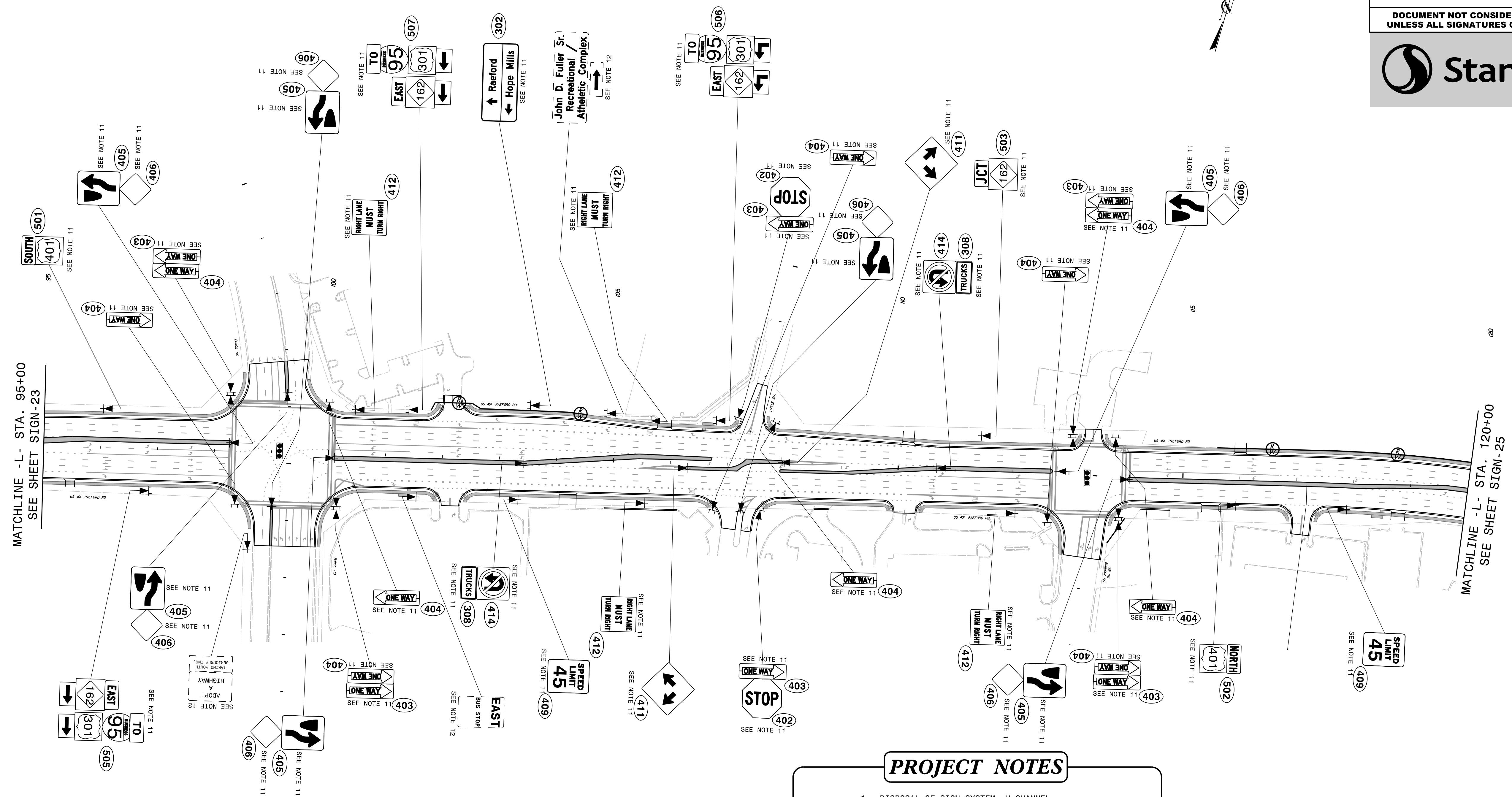
MATCHLINE -L- STA. 68+00
SEE SHEET SIGN-23

- PROJECT NOTES**
- DISPOSAL OF SIGN SYSTEM, U-CHANNEL
 - DISPOSAL OF SIGN SYSTEM, WOOD
 - DISPOSAL OF SIGN SYSTEM, STEEL BEAM
 - DISPOSAL OF SUPPORT, U-CHANNEL
 - DISPOSAL OF SUPPORT, WOOD
 - DISPOSAL OF SIGN, A OR B (OVERHEAD)
 - DISPOSAL OF SIGN SYSTEM ON SPANWIRE
 - RELOCATE SIGN, TYPE D
 - SIGN ERECTION, TYPE A (OVERHEAD)
 - SIGN ERECTION, TYPE A (GROUND MOUNTED)
 - SIGN ERECTION, TYPE D, E, AND F
 - SIGN ERECTION, RELOCATE SIGN TYPE D

PROPOSED SIGNING
(-L- Sta. 40+00 to -L- Sta. 68+00)

4/19/2018
Us:\Traffic\Signing\CADD\Signing\Signing Plan Sheets\Proposed Signing\U-4405_PROPOSED_SIGN_22.dgn
jhambricht

TIP NO. U-4405	SHEET NO. SIGN-24
APPROVED: <i>Petsy L. Watson</i> 4/19/2018	
SEAL 	
DOCUMENT NOT CONSIDERED FINAL UNLESS ALL SIGNATURES COMPLETED	

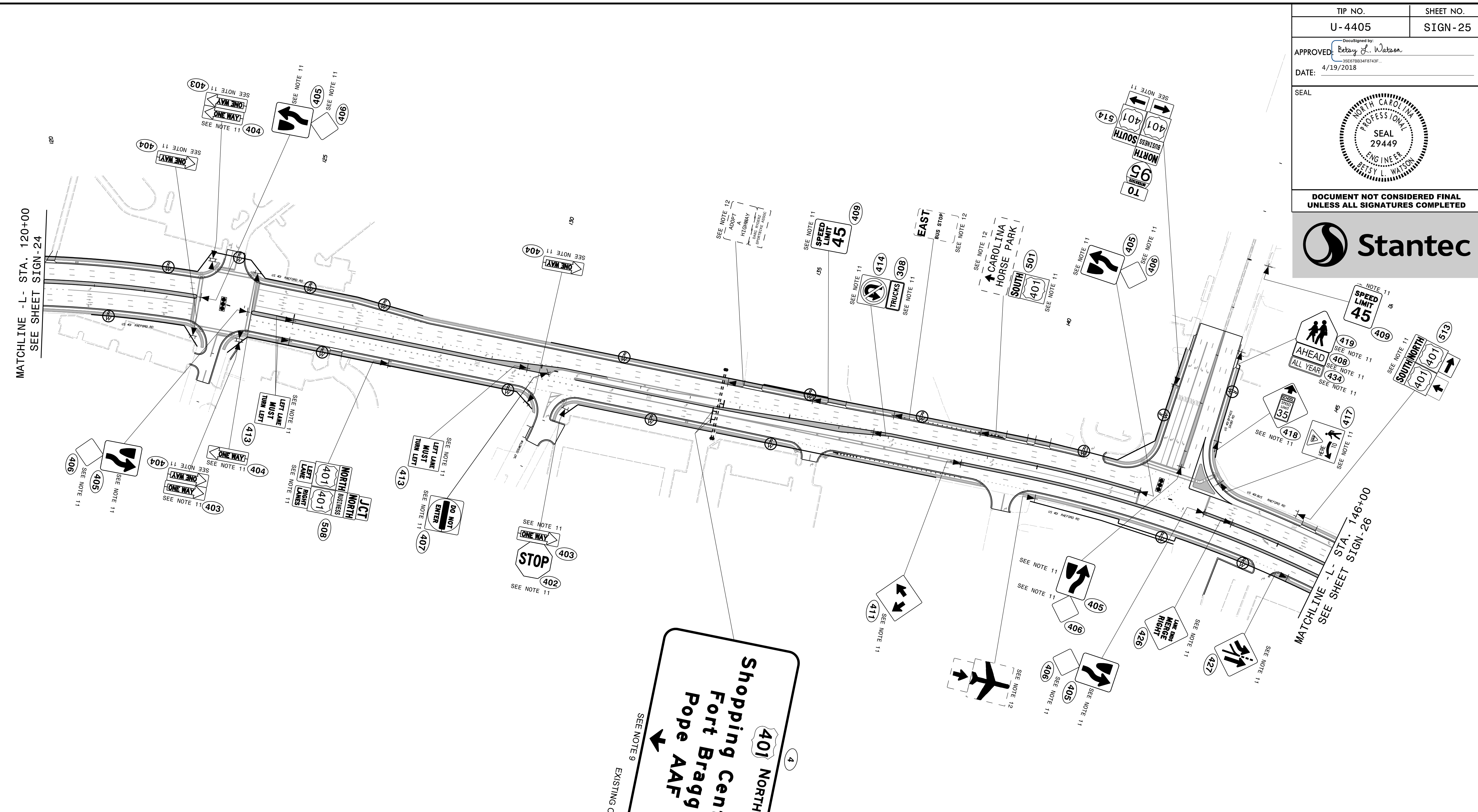


- PROJECT NOTES**
- DISPOSAL OF SIGN SYSTEM, U-CHANNEL
 - DISPOSAL OF SIGN SYSTEM, WOOD
 - DISPOSAL OF SIGN SYSTEM, STEEL BEAM
 - DISPOSAL OF SUPPORT, U-CHANNEL
 - DISPOSAL OF SUPPORT, WOOD
 - DISPOSAL OF SIGN, A OR B (OVERHEAD)
 - DISPOSAL OF SIGN SYSTEM ON SPANWIRE
 - RELOCATE SIGN, TYPE D
 - SIGN ERECTION, TYPE A (OVERHEAD)
 - SIGN ERECTION, TYPE A (GROUND MOUNTED)
 - SIGN ERECTION, TYPE D, E, AND F
 - SIGN ERECTION, RELOCATE SIGN TYPE D

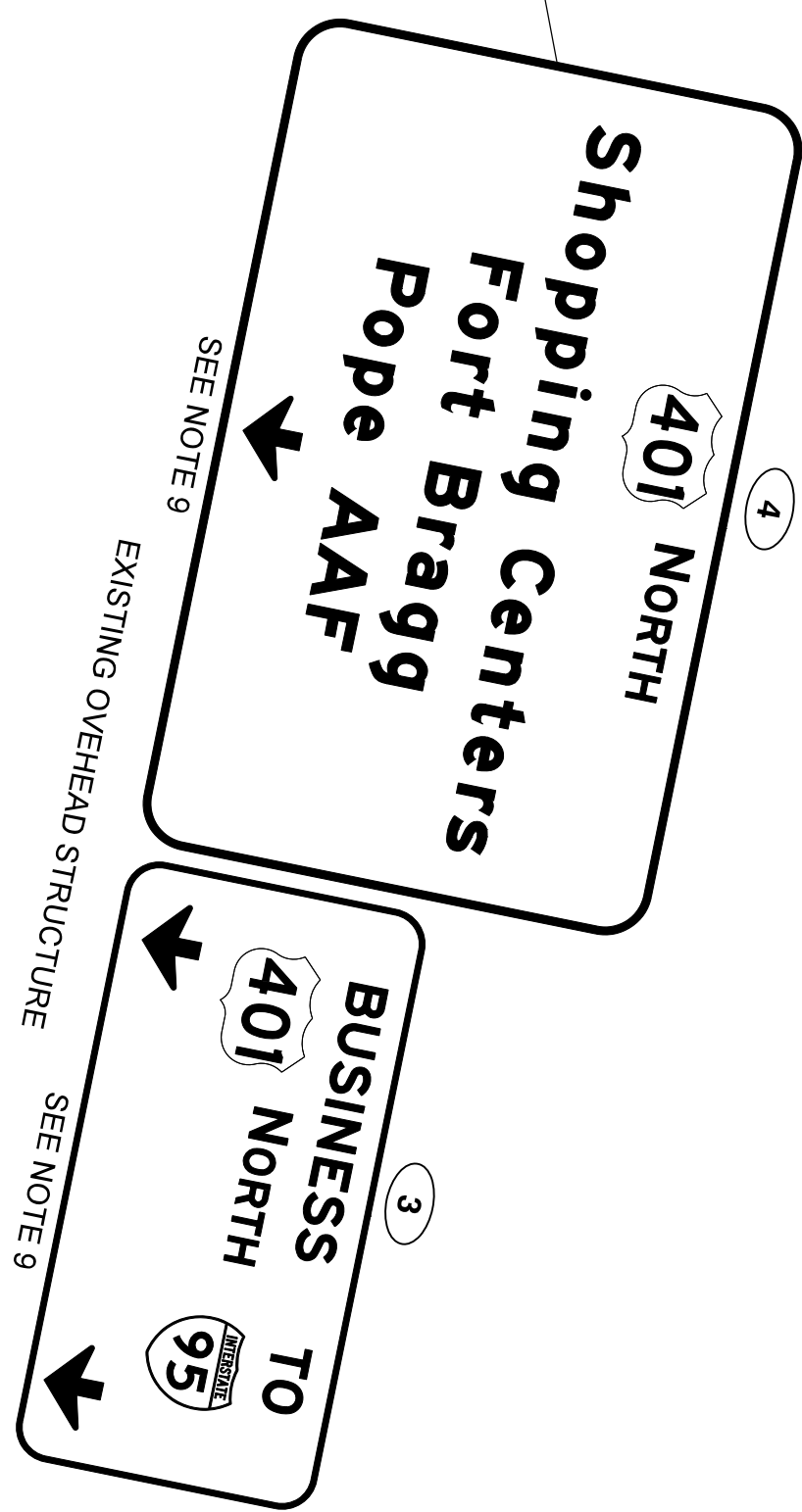
PROPOSED SIGNING
(-L- Sta. 95+00 to -L- Sta. 120+00)

4/19/2018
Us:\Traffic\Signing\CADD\Signing\Plan Sheets\Proposed Signing\U-4405_PROPOSED_SIGN_24.dgn
In:\mbr\right

TIP NO.	SHEET NO.
U-4405	SIGN-25
APPROVED: <i>Betsy L. Watson</i>	
DATE: 4/19/2018	
SEAL	
DOCUMENT NOT CONSIDERED FINAL UNLESS ALL SIGNATURES COMPLETED	





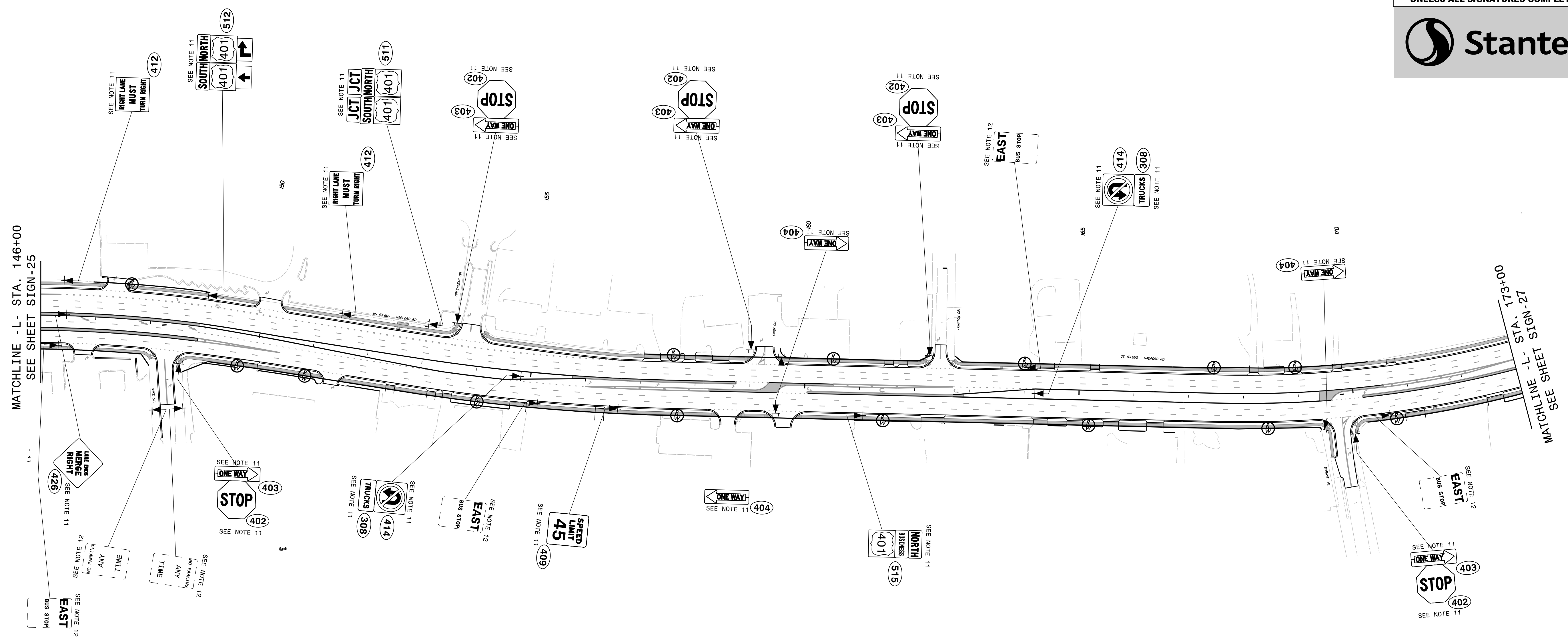
- PROJECT NOTES**
- DISPOSAL OF SIGN SYSTEM, U-CHANNEL
 - DISPOSAL OF SIGN SYSTEM, WOOD
 - DISPOSAL OF SIGN SYSTEM, STEEL BEAM
 - DISPOSAL OF SUPPORT, U-CHANNEL
 - DISPOSAL OF SUPPORT, WOOD
 - DISPOSAL OF SIGN, A OR B (OVERHEAD)
 - DISPOSAL OF SIGN SYSTEM ON SPANWIRE
 - RELOCATE SIGN, TYPE D
 - SIGN ERECTION, TYPE A (OVERHEAD)
 - SIGN ERECTION, TYPE A (GROUND MOUNTED)
 - SIGN ERECTION, TYPE D, E, AND F
 - SIGN ERECTION, RELOCATE SIGN TYPE D



PROPOSED SIGNING
(-L- Sta. 120+00 to -L- Sta. 146+00)

4/19/2018 Us:\Traffic\Signing\CADD\Signing\Plan Sheets\Pr-oposed Signing\U-4405_PROPOSED_SIGN_25.dgn jhambright

TIP NO. U-4405	SHEET NO. SIGN-26
APPROVED: <i>Betsy L. Watson</i> <small>DocuSigned by: Betsy L. Watson 35E67B84F8743F...</small>	
DATE: 4/19/2018	
SEAL 	
DOCUMENT NOT CONSIDERED FINAL UNLESS ALL SIGNATURES COMPLETED	
	



PROJECT NOTES

- 1 DISPOSAL OF SIGN SYSTEM, U-CHANNEL
- 2 DISPOSAL OF SIGN SYSTEM, WOOD
- 3 DISPOSAL OF SIGN SYSTEM, STEEL BEAM
- 4 DISPOSAL OF SUPPORT, U-CHANNEL
- 5 DISPOSAL OF SUPPORT, WOOD
- 6 DISPOSAL OF SIGN, A OR B (OVERHEAD)
- 7 DISPOSAL OF SIGN SYSTEM ON SPANWIRE
- 8 RELOCATE SIGN, TYPE D
- 9 SIGN ERECTION, TYPE A (OVERHEAD)
- 10 SIGN ERECTION, TYPE A (GROUND MOUNTED)
- 11 SIGN ERECTION, TYPE D, E, AND F
- 12 SIGN ERECTION, RELOCATE SIGN TYPE D

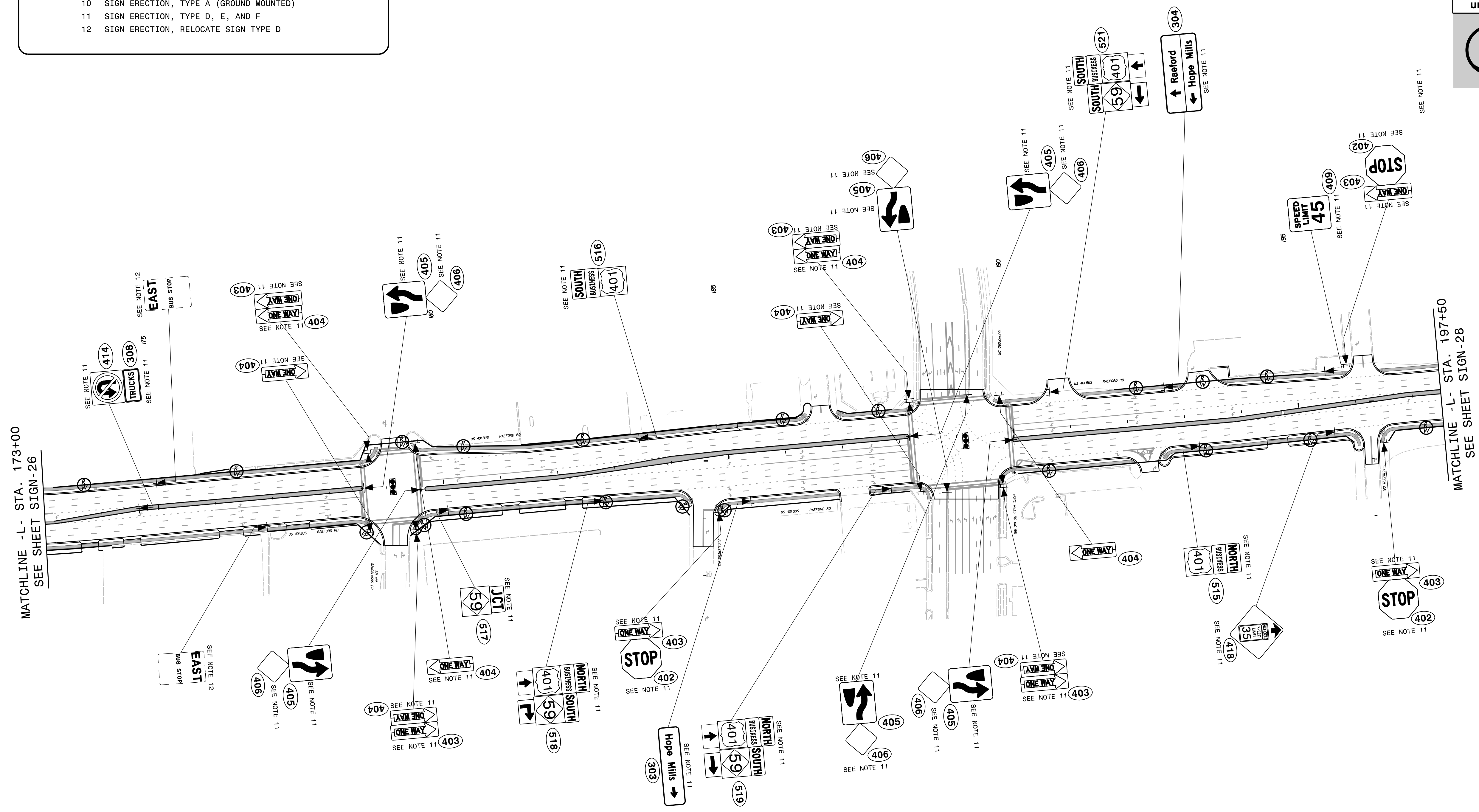
PROPOSED SIGNING
 (-L- Sta. 146+00 to -L- Sta. 173+00)

4/19/2018
 Us:\Traffic\Signing\CADD\Signing\Plan Sheets\Pr-oposed Signing\U-4405_PROPOSED_SIGN_26.dgn
 jhambright

TIP NO.	SHEET NO.
U-4405	SIGN-27
APPROVED: <i>Patsy L. Watson</i>	
DATE: 4/19/2018	
SEAL	
DOCUMENT NOT CONSIDERED FINAL UNLESS ALL SIGNATURES COMPLETED	



- PROJECT NOTES**
- DISPOSAL OF SIGN SYSTEM, U-CHANNEL
 - DISPOSAL OF SIGN SYSTEM, WOOD
 - DISPOSAL OF SIGN SYSTEM, STEEL BEAM
 - DISPOSAL OF SUPPORT, U-CHANNEL
 - DISPOSAL OF SUPPORT, WOOD
 - DISPOSAL OF SIGN, A OR B (OVERHEAD)
 - DISPOSAL OF SIGN SYSTEM ON SPANWIRE
 - RELOCATE SIGN, TYPE D
 - SIGN ERECTION, TYPE A (OVERHEAD)
 - SIGN ERECTION, TYPE A (GROUND MOUNTED)
 - SIGN ERECTION, TYPE D, E, AND F
 - SIGN ERECTION, RELOCATE SIGN TYPE D




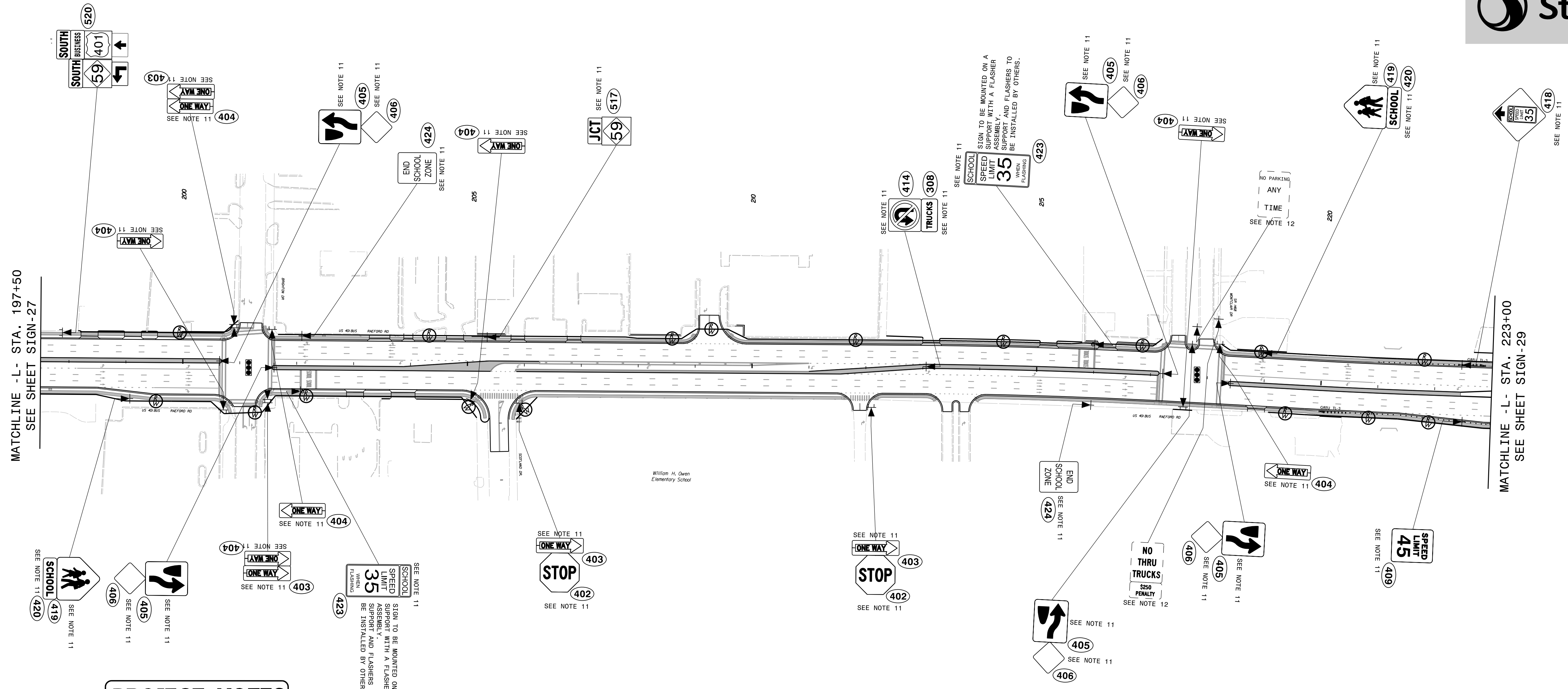
MATCHLINE - L- STA. 173+00
SEE SHEET SIGN-26

MATCHLINE - L- STA. 197+50
SEE SHEET SIGN-28

PROPOSED SIGNING
(-L- Sta. 173+00 to -L- Sta. 197+50)

4/19/2018
Us:\Traffic\Signing\CADD\Signing\Plan Sheets\Pr-oposed Signing\U-4405_PROPOSED_SIGN-27.dgn
hambright

TIP NO. U-4405	SHEET NO. SIGN-28
APPROVED: <i>Betsy L. Watson</i> DATE: 4/19/2018	
SEAL 	
DOCUMENT NOT CONSIDERED FINAL UNLESS ALL SIGNATURES COMPLETED	




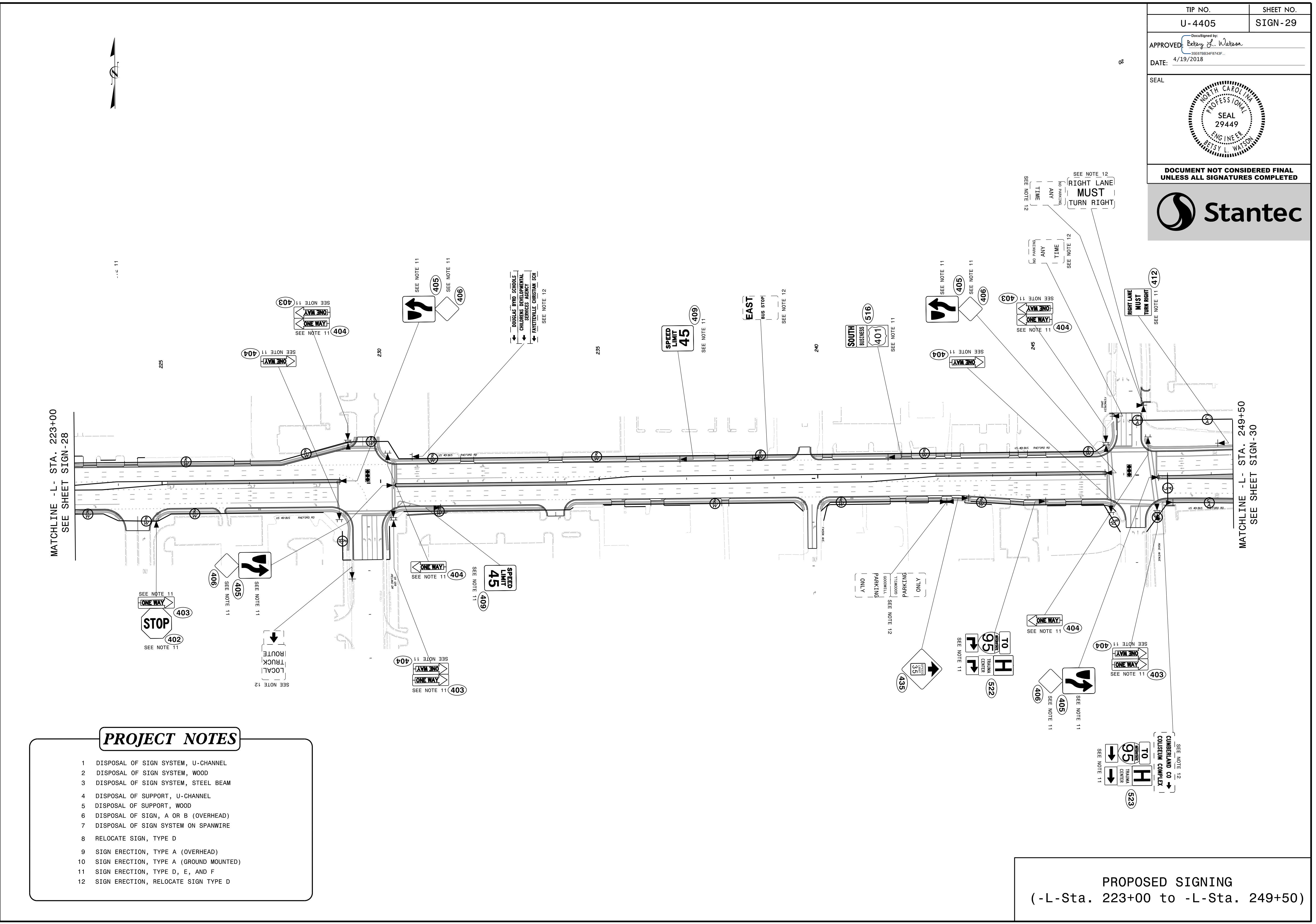
PROJECT NOTES

- 1 DISPOSAL OF SIGN SYSTEM, U-CHANNEL
- 2 DISPOSAL OF SIGN SYSTEM, WOOD
- 3 DISPOSAL OF SIGN SYSTEM, STEEL BEAM
- 4 DISPOSAL OF SUPPORT, U-CHANNEL
- 5 DISPOSAL OF SUPPORT, WOOD
- 6 DISPOSAL OF SIGN, A OR B (OVERHEAD)
- 7 DISPOSAL OF SIGN SYSTEM ON SPANWIRE
- 8 RELOCATE SIGN, TYPE D
- 9 SIGN ERECTION, TYPE A (OVERHEAD)
- 10 SIGN ERECTION, TYPE A (GROUND MOUNTED)
- 11 SIGN ERECTION, TYPE D, E, AND F
- 12 SIGN ERECTION, RELOCATE SIGN TYPE D

PROPOSED SIGNING
(-L- Sta. 197+50 to -L- Sta. 223+00)

4/19/2018
Us:\Traffic\Signing\CADD\Signing\Plan_Sheets\Proposed_Signing\U-4405_PROPOSED_SIGN_28.dgn
jhambright

TIP NO. U-4405	SHEET NO. SIGN-29
APPROVED: <i>Petsy L. Watson</i> DATE: 4/19/2018	
SEAL 	
DOCUMENT NOT CONSIDERED FINAL UNLESS ALL SIGNATURES COMPLETED	



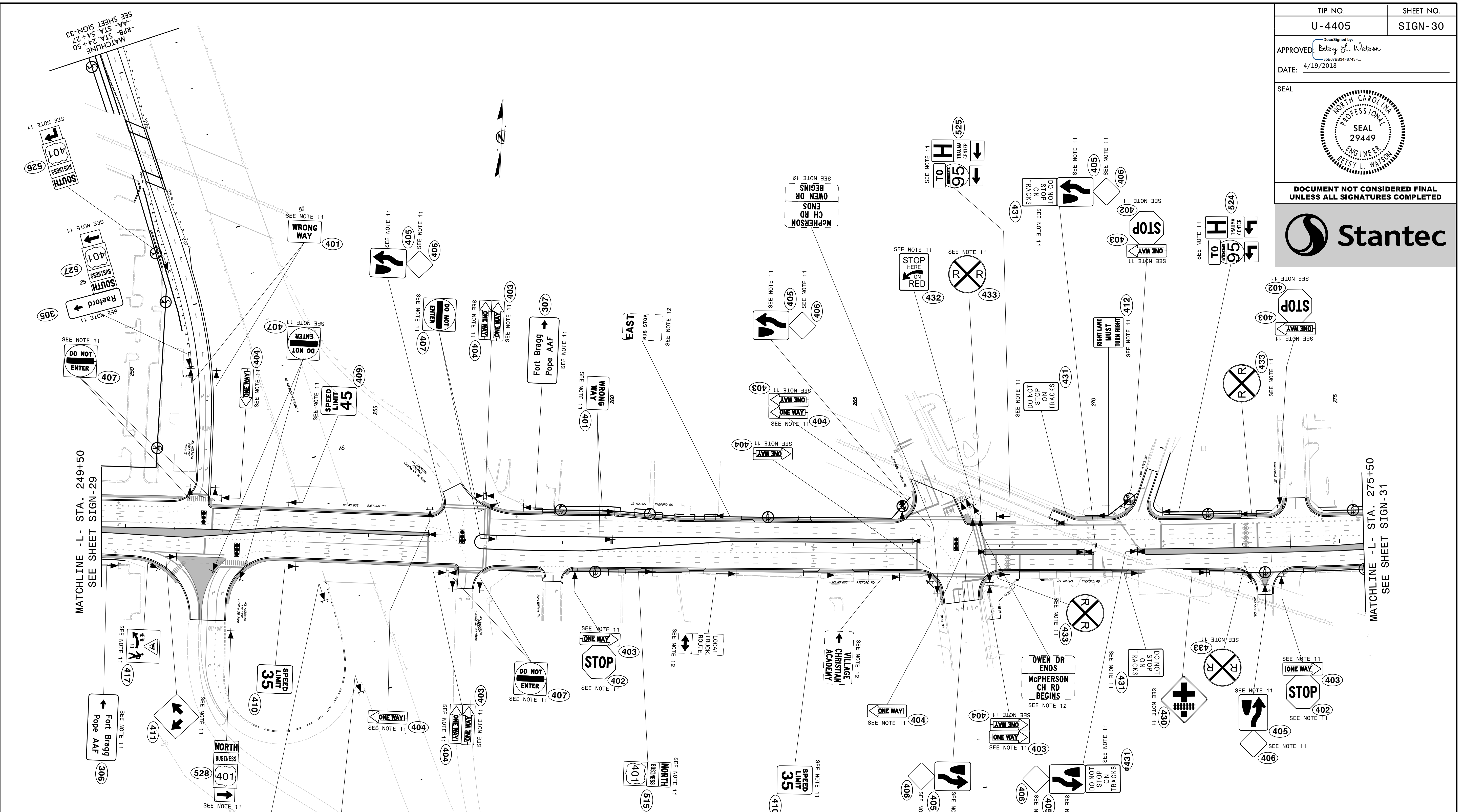
PROJECT NOTES

- 1 DISPOSAL OF SIGN SYSTEM, U-CHANNEL
- 2 DISPOSAL OF SIGN SYSTEM, WOOD
- 3 DISPOSAL OF SIGN SYSTEM, STEEL BEAM
- 4 DISPOSAL OF SUPPORT, U-CHANNEL
- 5 DISPOSAL OF SUPPORT, WOOD
- 6 DISPOSAL OF SIGN, A OR B (OVERHEAD)
- 7 DISPOSAL OF SIGN SYSTEM ON SPANWIRE
- 8 RELOCATE SIGN, TYPE D
- 9 SIGN ERECTION, TYPE A (OVERHEAD)
- 10 SIGN ERECTION, TYPE A (GROUND MOUNTED)
- 11 SIGN ERECTION, TYPE D, E, AND F
- 12 SIGN ERECTION, RELOCATE SIGN TYPE D

PROPOSED SIGNING
(-L- Sta. 223+00 to -L- Sta. 249+50)

4/19/2018
Us:\Traffic\Signing\CADD\Signing\Plan Sheets\Proposed Signing\U-4405_PROPOSED_SIGN_29.dgn
jhambright

TIP NO.	SHEET NO.
U-4405	SIGN-30
APPROVED: <i>Patsy L. Watson</i> DATE: 4/19/2018	
SEAL NORTH CAROLINA PROFESSIONAL ENGINEER SEAL 29449 PATSY L. WATSON	
DOCUMENT NOT CONSIDERED FINAL UNLESS ALL SIGNATURES COMPLETED	




- PROJECT NOTES**
- DISPOSAL OF SIGN SYSTEM, U-CHANNEL
 - DISPOSAL OF SIGN SYSTEM, WOOD
 - DISPOSAL OF SIGN SYSTEM, STEEL BEAM
 - DISPOSAL OF SUPPORT, U-CHANNEL
 - DISPOSAL OF SUPPORT, WOOD
 - DISPOSAL OF SIGN, A OR B (OVERHEAD)
 - DISPOSAL OF SIGN SYSTEM ON SPANWIRE
 - RELOCATE SIGN, TYPE D
 - SIGN ERECTION, TYPE A (OVERHEAD)
 - SIGN ERECTION, TYPE A (GROUND MOUNTED)
 - SIGN ERECTION, TYPE D, E, AND F
 - SIGN ERECTION, RELOCATE SIGN TYPE D

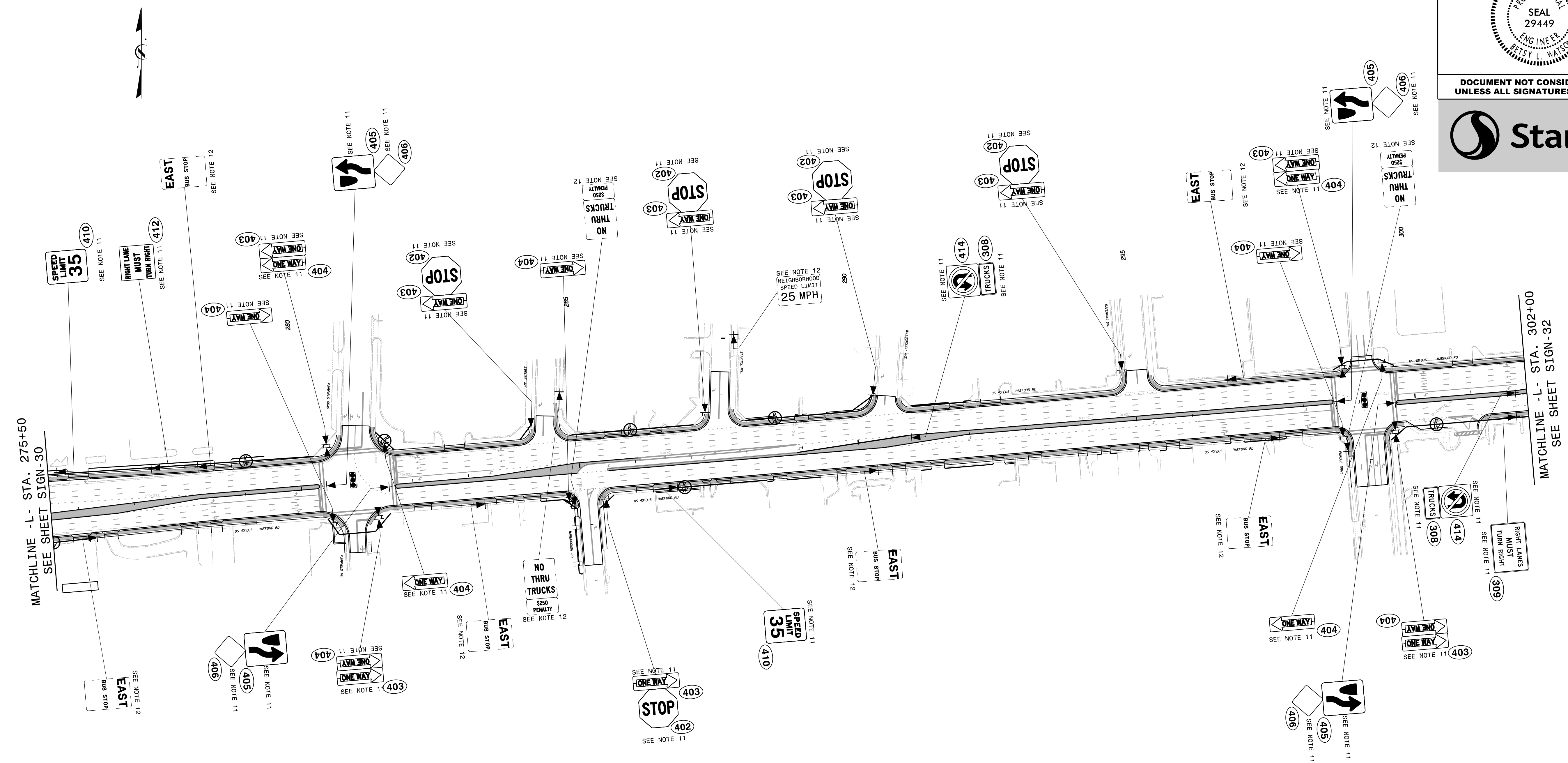
PROPOSED SIGNING
(-L- Sta. 249+50 to -L- Sta. 275+50)

4/19/2018
Us:\Traffic\Signing\CADD\Signing\Plan Sheets\Pr-oposed Signing\U-4405_PROPOSED_SIGN_30.dgn
In:\bright

BUSINESS 401 NORTH
Raeford Rd
EXIT

EXIT
SEE NOTE 10

TIP NO. U-4405	SHEET NO. SIGN-31
APPROVED: <i>Betsy L. Watson</i> DATE: 4/19/2018	
SEAL 	
DOCUMENT NOT CONSIDERED FINAL UNLESS ALL SIGNATURES COMPLETED	




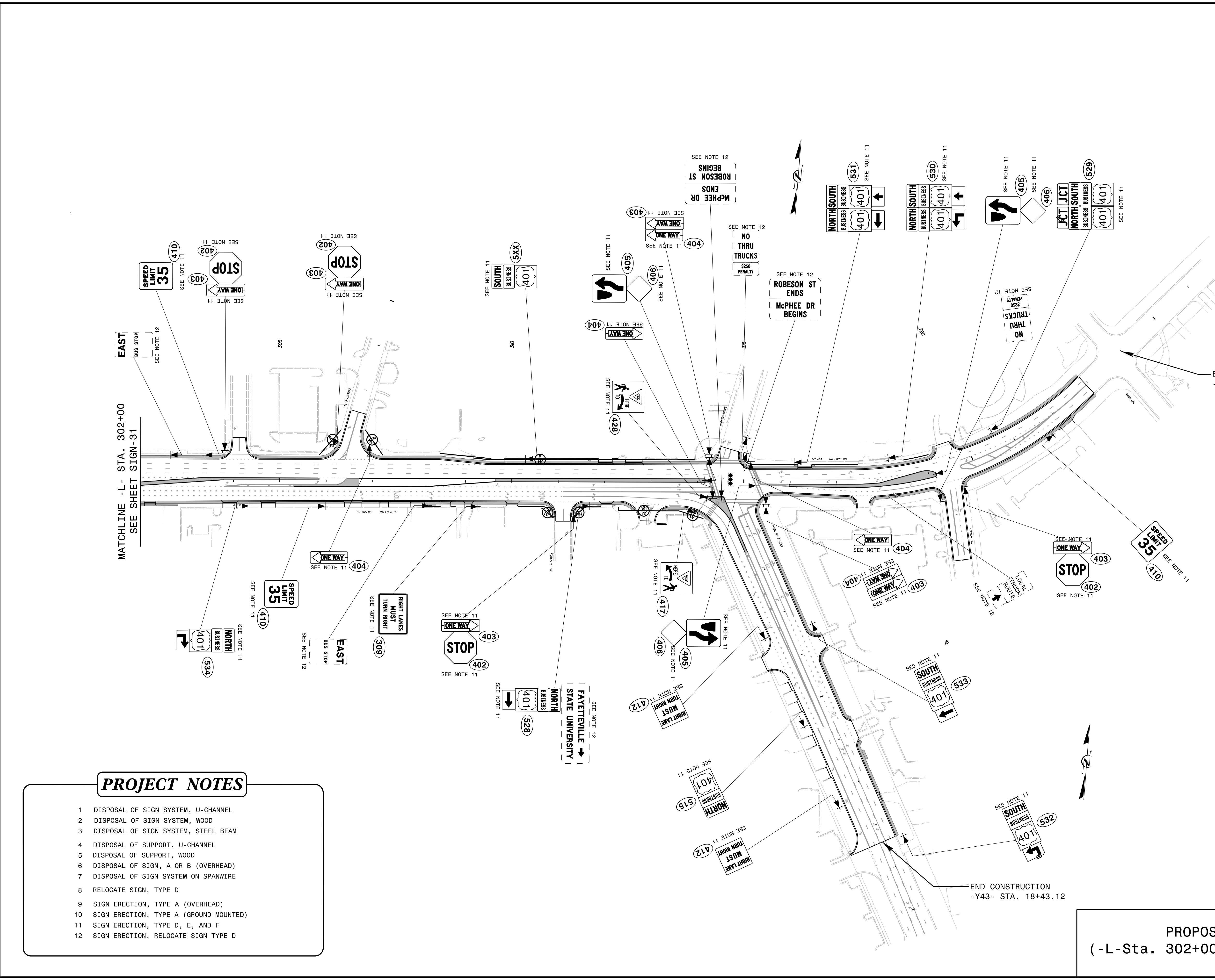
PROJECT NOTES

- 1 DISPOSAL OF SIGN SYSTEM, U-CHANNEL
- 2 DISPOSAL OF SIGN SYSTEM, WOOD
- 3 DISPOSAL OF SIGN SYSTEM, STEEL BEAM
- 4 DISPOSAL OF SUPPORT, U-CHANNEL
- 5 DISPOSAL OF SUPPORT, WOOD
- 6 DISPOSAL OF SIGN, A OR B (OVERHEAD)
- 7 DISPOSAL OF SIGN SYSTEM ON SPANWIRE
- 8 RELOCATE SIGN, TYPE D
- 9 SIGN ERECTION, TYPE A (OVERHEAD)
- 10 SIGN ERECTION, TYPE A (GROUND MOUNTED)
- 11 SIGN ERECTION, TYPE D, E, AND F
- 12 SIGN ERECTION, RELOCATE SIGN TYPE D

PROPOSED SIGNING
(-L- Sta. 275+50 to -L- Sta. 302+00)

4/19/2018 Us:\Traffic\Signing\CADD\Signing\Plan Sheets\Pr-oposed Signing\U-4405_PROPOSED_SIGN_31.dgn

TIP NO.	SHEET NO.
U-4405	SIGN-32
APPROVED: <i>Petsy L. Watson</i> 4/19/2018	
SEAL 	
DOCUMENT NOT CONSIDERED FINAL UNLESS ALL SIGNATURES COMPLETED	



PROJECT NOTES


- 1 DISPOSAL OF SIGN SYSTEM, U-CHANNEL
- 2 DISPOSAL OF SIGN SYSTEM, WOOD
- 3 DISPOSAL OF SIGN SYSTEM, STEEL BEAM
- 4 DISPOSAL OF SUPPORT, U-CHANNEL
- 5 DISPOSAL OF SUPPORT, WOOD
- 6 DISPOSAL OF SIGN, A OR B (OVERHEAD)
- 7 DISPOSAL OF SIGN SYSTEM ON SPANWIRE
- 8 RELOCATE SIGN, TYPE D
- 9 SIGN ERECTION, TYPE A (OVERHEAD)
- 10 SIGN ERECTION, TYPE A (GROUND MOUNTED)
- 11 SIGN ERECTION, TYPE D, E, AND F
- 12 SIGN ERECTION, RELOCATE SIGN TYPE D

PROPOSED SIGNING
(-L- Sta. 302+00 to -L- Sta. 322+95)

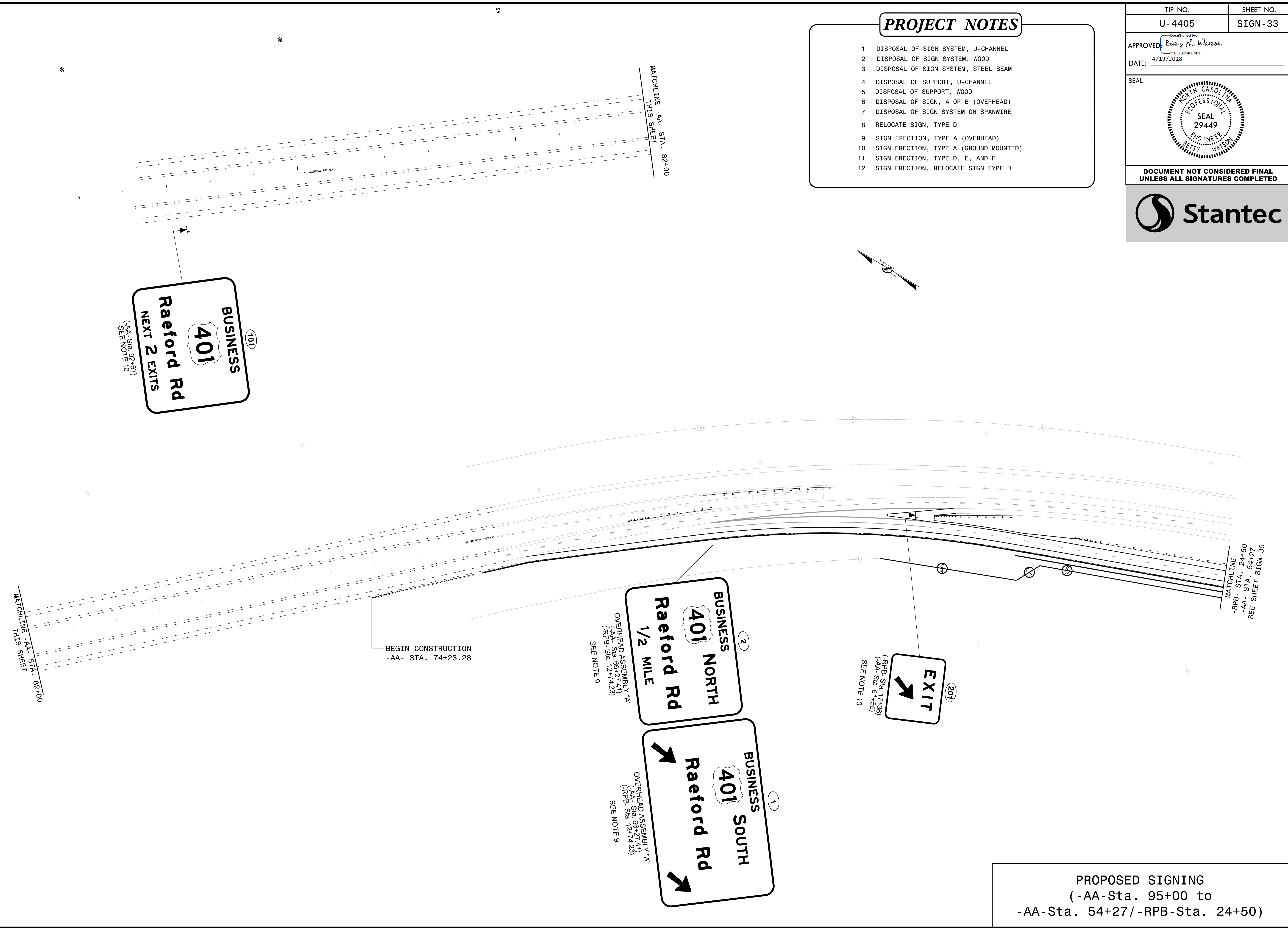
4/19/2018 Us:\Traffic\Signing\CADD\Signing\Plan Sheets\Proposed Signing\U-4405_PROPOSED_SIGN_32.dgn

END TIP PROJECT U-4405
-L- STA. 324+00

END CONSTRUCTION
-Y43- STA. 18+43.12

TIP NO.	SHEET NO.
U-4405	SIGN-33
APPROVED: <i>Petsy L. Watson</i> <small>DocuSigned by: 30E67B834F8743F...</small>	
DATE: 4/19/2018	
SEAL	
	
DOCUMENT NOT CONSIDERED FINAL UNLESS ALL SIGNATURES COMPLETED	

- ### PROJECT NOTES
- 1 DISPOSAL OF SIGN SYSTEM, U-CHANNEL
 - 2 DISPOSAL OF SIGN SYSTEM, WOOD
 - 3 DISPOSAL OF SIGN SYSTEM, STEEL BEAM
 - 4 DISPOSAL OF SUPPORT, U-CHANNEL
 - 5 DISPOSAL OF SUPPORT, WOOD
 - 6 DISPOSAL OF SIGN, A OR B (OVERHEAD)
 - 7 DISPOSAL OF SIGN SYSTEM ON SPANWIRE
 - 8 RELOCATE SIGN, TYPE D
 - 9 SIGN ERECTION, TYPE A (OVERHEAD)
 - 10 SIGN ERECTION, TYPE A (GROUND MOUNTED)
 - 11 SIGN ERECTION, TYPE D, E, AND F
 - 12 SIGN ERECTION, RELOCATE SIGN TYPE D



PROPOSED SIGNING
(-AA- Sta. 95+00 to
-AA- Sta. 54+27 / -RPB- Sta. 24+50)

4/19/2018
U:\Traffic\Signing\CADD\Signing\Plan Sheets\Proposed Signing\U-4405_PROPOSED_SIGN_33.dgn
jhambright