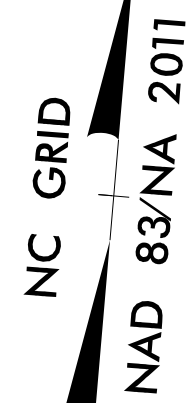


|  |                        |
|--|------------------------|
| PROJECT REFERENCE NO.<br>U-4405                                  | SHEET NO.<br>23        |
| RW SHEET NO.   |                        |
| ROADWAY DESIGN<br>ENGINEER                                       | HYDRAULICS<br>ENGINEER |
|  |                        |
| DOCUMENT NOT CONSIDERED FINAL<br>UNLESS ALL SIGNATURES COMPLETED |                        |

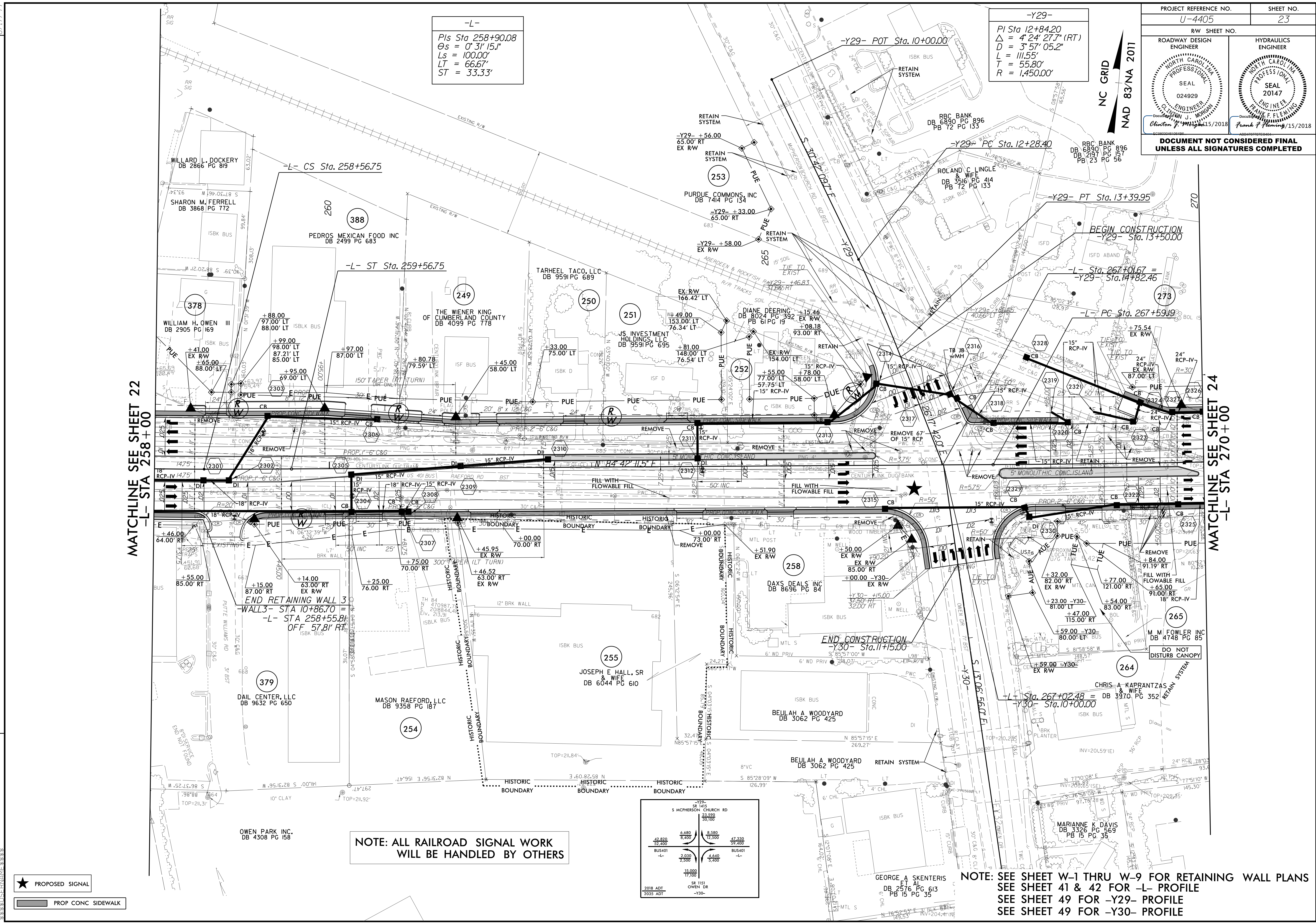
-L-  
 Pts Sta 258+90.08  
 $\Theta_s = 0' 31' 15.1''$   
 $L_s = 100.00'$   
 $LT = 66.67'$   
 $ST = 33.33'$

-Y29-  
 PI Sta 12+84.20  
 $\Delta = 4' 24' 27.7'' (RT)$   
 $D = 3' 57' 05.2''$   
 $L = 111.55'$   
 $T = 55.80'$   
 $R = 1,450.00'$

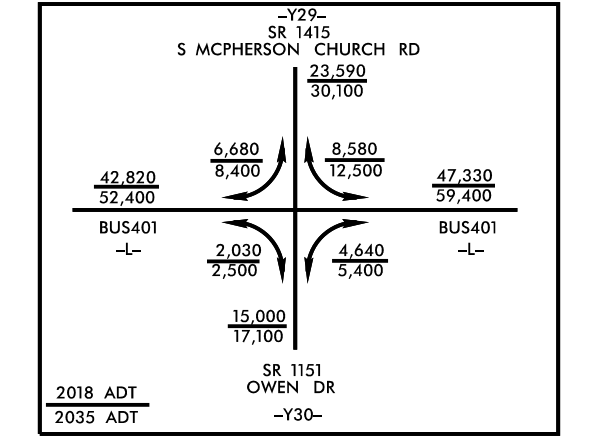


MATCHLINE SEE SHEET 22  
-L- STA 258+00

MATCHLINE SEE SHEET 24  
-L- STA 270+00



NOTE: ALL RAILROAD SIGNAL WORK  
WILL BE HANDLED BY OTHERS



NOTE: SEE SHEET W-1 THRU W-9 FOR RETAINING WALL PLANS  
 SEE SHEET 41 & 42 FOR -L- PROFILE  
 SEE SHEET 49 FOR -Y29- PROFILE  
 SEE SHEET 49 FOR -Y30- PROFILE

★ PROPOSED SIGNAL

▬ PROP CONC. SIDEWALK

REVISIONS

6.17.7.99

14 JUN 2018 2:12 PM  
 R:\Projects\144405\rdw\_psh\_23.dgn  
 \$\$\$\$\$\$SYTIME\$\$\$\$\$\$