DocuSign Envelope ID: EDEA80FB-80A3-45F4-B6C8-CD80310DC6C8

PROJECT REFERENCE NO.	SHEET NO.
R-3825B	Sig. 17.1

EDI MODEL 2018ECL-NC CONFLICT MONITOR PROGRAMMING DETAIL

(remove jumpers and set switches as shown)

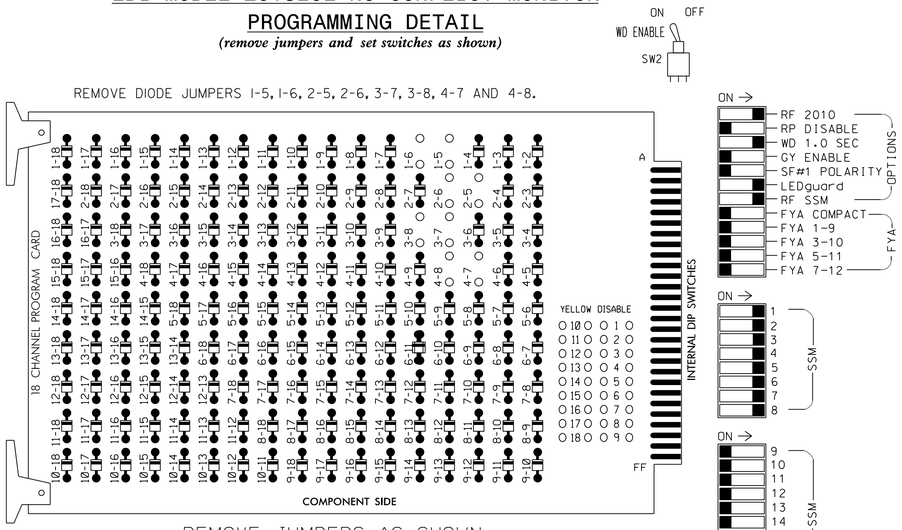

■ = DENOTES POSITION OF SWITCH

NOTES:

1. Card is provided with all diode jumpers in place. Removal of any jumper allows its channels to run concurrently.
2. Ensure jumpers SEL2-SEL5 and SEL9 are present on the monitor board.
3. Ensure that Red Enable is active at all times during normal operation.
4. Connect serial cable from conflict monitor to comm. port 1 of 2070 controller. Ensure conflict monitor communicates with 2070.

NOTES

1. To prevent "flash-conflict" problems, insert red flash program blocks for all unused vehicle load switches in the output file. The installer shall verify that signal heads flash in accordance with the Signal Plans.
2. Return controller to factory defaults before programming per this electrical detail.
3. Program phases 4 and 8 for Dual Entry.
4. Enable Simultaneous Gap-Out for all Phases.
5. Program phases 2 and 6 for Gap Reduction.
6. Program phases 2 and 6 for Startup In Green.
7. Program phases 2 and 6 for Yellow Flash.

EQUIPMENT INFORMATION

CONTROLLER.....2070
CABINET.....332 W/ AUX
SOFTWARE.....ECONOLITE OASIS
CABINET MOUNT.....BASE
OUTPUT FILE POSITIONS...18 WITH AUX. OUTPUT FILE
LOAD SWITCHES USED.....S1,S2,S4,S5,S7,S8,S10,S11
PHASES USED.....1,2,3,4,5,6,7,8
OVERLAP "A".....NOT USED
OVERLAP "B".....NOT USED
OVERLAP "C".....NOT USED
OVERLAP "D".....NOT USED

SIGNAL HEAD HOOK-UP CHART

LOAD SWITCH NO.	S1	S2	S3	S4	S5	S6	S7	S8	S9	S10	S11	S12	AUX S1	AUX S2	AUX S3	AUX S4	AUX S5	AUX S6
CMU CHANNEL NO.	1	2	13	3	4	14	5	6	15	7	8	16	9	10	17	11	12	18
PHASE	1	2	2 PED	3	4	4 PED	5	6	6 PED	7	8	8 PED	OLA	OLB	SPARE	OLC	OLD	SPARE
SIGNAL HEAD NO.	11	21,22	NU	31★	42,43	NU	51★	62,63	NU	71	81,82	NU	NU	NU	NU	NU	NU	NU
RED		128			101			134			107							
YELLOW		129			102			135			108							
GREEN		130			103			136			109							
RED ARROW	125			116			131			122								
YELLOW ARROW	126			117			132			123								
FLASHING YELLOW ARROW																		
GREEN ARROW	127			118			133			124								

NU = Not Used

★ See pictorial of head wiring in detail below.

FYA SIGNAL WIRING DETAIL

(wire signal heads as shown)

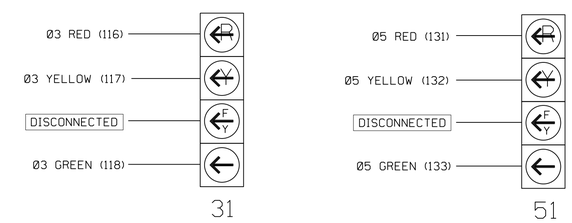

INPUT FILE POSITION LAYOUT

(front view)

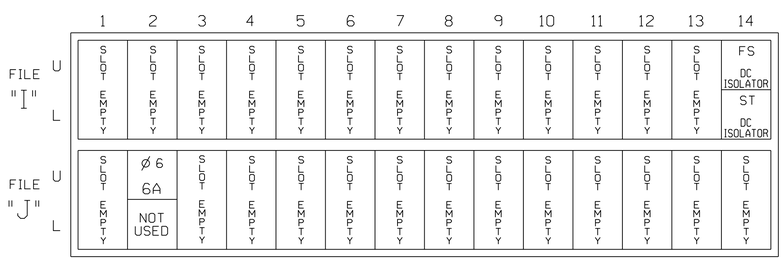

EX.: 1A, 2A, ETC. = LOOP NO.'S

FS = FLASH SENSE
ST = STOP TIME

INPUT FILE CONNECTION & PROGRAMMING CHART

LOOP NO.	LOOP TERMINAL	INPUT FILE POS.	PIN NO.	INPUT ASSIGNMENT NO.	DETECTOR NO.	NEMA PHASE	CALL	EXTEND	FULL TIME DELAY	STRETCH TIME	DELAY TIME
6A	TB3-5,6	J2U	40	2	6	6	Y	Y			

INPUT FILE POSITION LEGEND: J2L
FILE J
SLOT 2
LOWER

LOAD RESISTOR INSTALLATION DETAIL

(install resistors as shown below)

ACCEPTABLE VALUES

VALUE (ohms)	WATTAGE
1.5K - 1.9K	25W (min)
2.0K - 3.0K	10W (min)

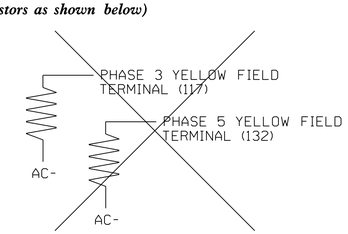

IMPORTANT! Remove resistors from field terminals as shown above, if present.

SPECIAL DETECTOR NOTE

Install a video detection system for vehicle detection. Perform installation according to manufacturer's directions and NCDOT engineer-approved mounting locations to accomplish the detection schemes shown on the Signal Design Plans.

THIS ELECTRICAL DETAIL IS FOR
THE SIGNAL DESIGN: 04-0874T2
DESIGNED: January 2018
SEALED: 5/25/2018
REVISED: N/A

Temporary Design 2 (TMP Phase III)
Electrical Detail

DOCUMENT NOT CONSIDERED FINAL UNLESS ALL SIGNATURES COMPLETED

ELECTRICAL AND PROGRAMMING DETAILS FOR:

NC 42
at
SR 1003 (Buffalo Road)

Division 4 Johnston County Clayton

PLAN DATE:	January 2018	REVIEWED BY:	J O Deaton
PREPARED BY:	M W Yalch	REVIEWED BY:	

REVISIONS	INIT.	DATE

Prepared for the Offices of:
Transportation Mobility and Safety Division
State of North Carolina Department of Transportation
ITS & Signals Management Section
750 N.Greenfield Pkwy,Garner,NC 27529

Prepared by
URS
URS Corporation – North Carolina
1600 Perimeter Park Drive
Morrisville, North Carolina 27560
TELEPHONE (919) 461-1100 FAX (919) 461-1415
NC LICENSE • C-2243

NORTH CAROLINA PROFESSIONAL SEAL 07438 ENGINEER JAMES O. DEATON

DocuSigned by: James O Deaton 5/25/2018
40FF8AC430BD40F...

SIG. INVENTORY NO. 04-0874T2

5/25/2018
L:\Morrisville\Jobs\R3825B\Traffic\Signals\Electricals\04-0874T2e-00-192.dgn
Coxsi