


### EDI MODEL 2018EClip-NC CONFLICT MONITOR PROGRAMMING DETAIL

(remove jumpers and set switches as shown)



NOTES:

- Card is provided with all diode jumpers in place. Removal of any jumper allows its channels to run concurrently.
- Ensure jumpers SEL2-SEL5 and SEL9 are present on the monitor board.
- Ensure that Red Enable is active at all times during normal operation.
- Integrate monitor with Ethernet network in cabinet.

### NOTES

- To prevent "flash-conflict" problems, insert red flash program blocks for all unused vehicle load switches in the output file. The installer shall verify that signal heads flash in accordance with the Signal Plans.
- Program controller to start up in phase 2 and 6 Green.
- The cabinet and controller are part of the Fayetteville Signal System.

### EQUIPMENT INFORMATION

CONTROLLER.....2070  
 CABINET.....332  
 SOFTWARE.....ECONOLITE ASC/3-2070  
 CABINET MOUNT.....BASE  
 OUTPUT FILE POSITIONS...12  
 LOAD SWITCHES USED.....S2,S5,S7,S8  
 PHASES USED.....2,4,5,6  
 OVERLAPS.....NONE

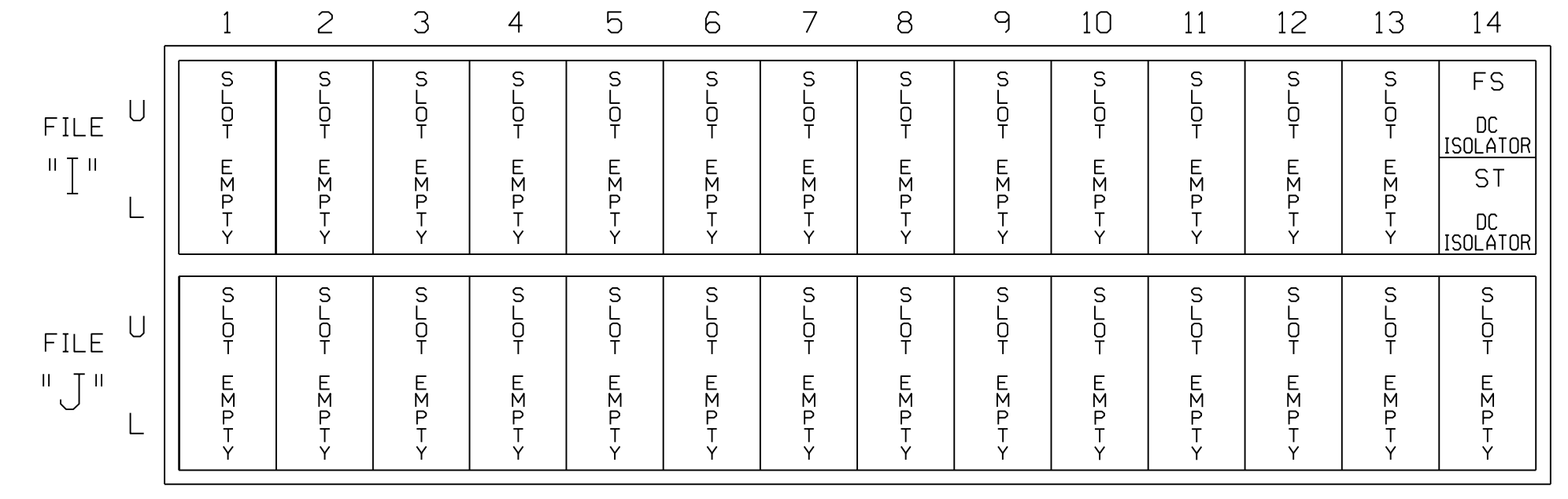
### SIGNAL HEAD HOOK-UP CHART

LOAD SWITCH NO.	S1	S2	S3	S4	S5	S6	S7	S8	S9	S10	S11	S12
CMU CHANNEL NO.	1	2	13	3	4	14	5	6	15	7	8	16
PHASE	1	2	2 PED	3	4	4 PED	5	6	6 PED	7	8	8 PED
SIGNAL HEAD NO.	NU	21,22	NU	NU	41,42	NU	51,52	61,62,63	NU	NU	NU	NU
RED		128			101			134				
YELLOW		129			102			135				
GREEN		130			103			136				
RED ARROW								131				
YELLOW ARROW								132				
GREEN ARROW								133				

NU = Not Used

### INPUT FILE POSITION LAYOUT

(front view)



EX.: 1A, 2A, ETC. = LOOP NO.\*S

FS = FLASH SENSE  
 ST = STOP TIME

### SPECIAL DETECTOR NOTE

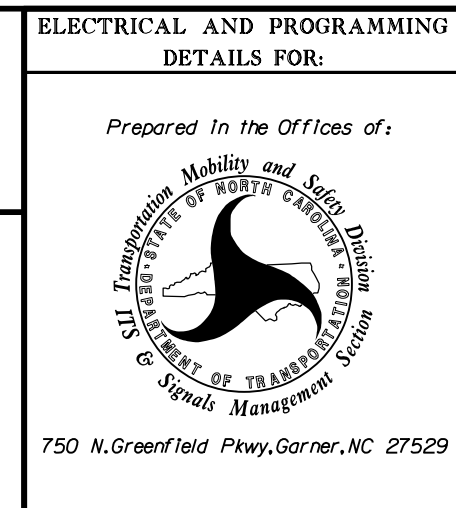
Install a video detection system for vehicle detection. Perform installation according to manufacturer's directions and NCDOT engineer-approved mounting locations to accomplish the detection schemes shown on the Signal Design Plans.

THIS ELECTRICAL DETAIL IS FOR THE SIGNAL DESIGN: 06-0323T1  
 DESIGNED: March 2018  
 SEALED: 03-29-2018  
 REVISED: N/A

### Temporary Design 1 - TMP Phase I Electrical Detail



Stantec Consulting Services Inc.  
 801 Jones Franklin Road-Suite 300  
 Raleigh, NC 27606  
 Tel. (919) 851-6866  
 Fax. (919) 851-7024  
 www.stantec.com  
 License No. F-0672



ELECTRICAL AND PROGRAMMING DETAILS FOR:  
 US 401 Business (Raeford Road) at SR 1007 (All American Freeway) Northbound Ramps  
 Division 6 Cumberland County Fayetteville  
 PLAN DATE: March 2018 REVIEWED BY: L Overn  
 PREPARED BY: G B Spell REVIEWED BY:  
 REVISIONS INIT. DATE

DOCUMENT NOT CONSIDERED FINAL UNLESS ALL SIGNATURES COMPLETED

SEAL  
 NORTH CAROLINA PROFESSIONAL ENGINEER  
 LAWRENCE E. OVERN  
 3/29/2018  
 DATE  
 SIG. INVENTORY NO. 06-0323T1