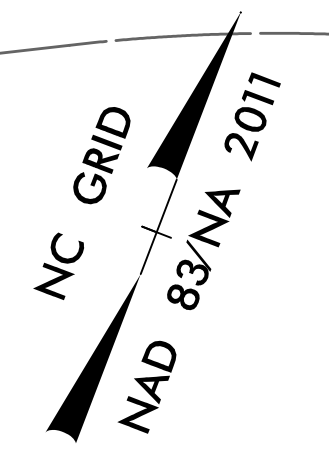
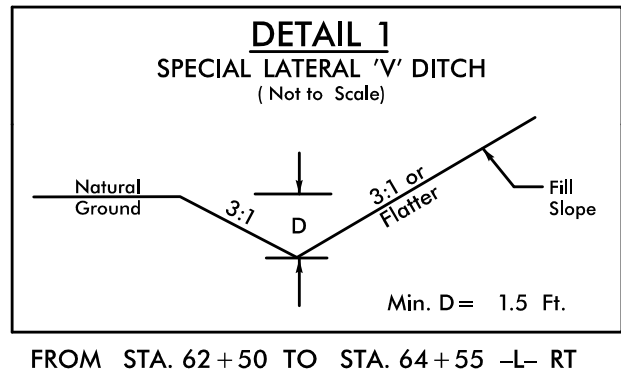


PROJECT REFERENCE NO.	SHEET NO.
U-4405	EC-45/CONST.08
RW SHEET NO.	
ROADWAY DESIGN ENGINEER	HYDRAULICS ENGINEER

NOTES: ANY DEVIATION FROM OPTIONS GIVEN WILL REQUIRE PRIOR APPROVAL BY ENGINEER.

ADDITIONAL EROSION CONTROL DEVICES MAY NEED TO BE INSTALLED AS DIRECTED.

INSTALL FABRIC INSERT INLET PROTECTION DEVICE IN LIEU OF ROCK INLET SEDIMENT TRAP TYPE 'C' AS DIRECTED TO AVOID PONDING OF RUNOFF IN ROADWAY OPEN TO PUBLIC TRAFFIC



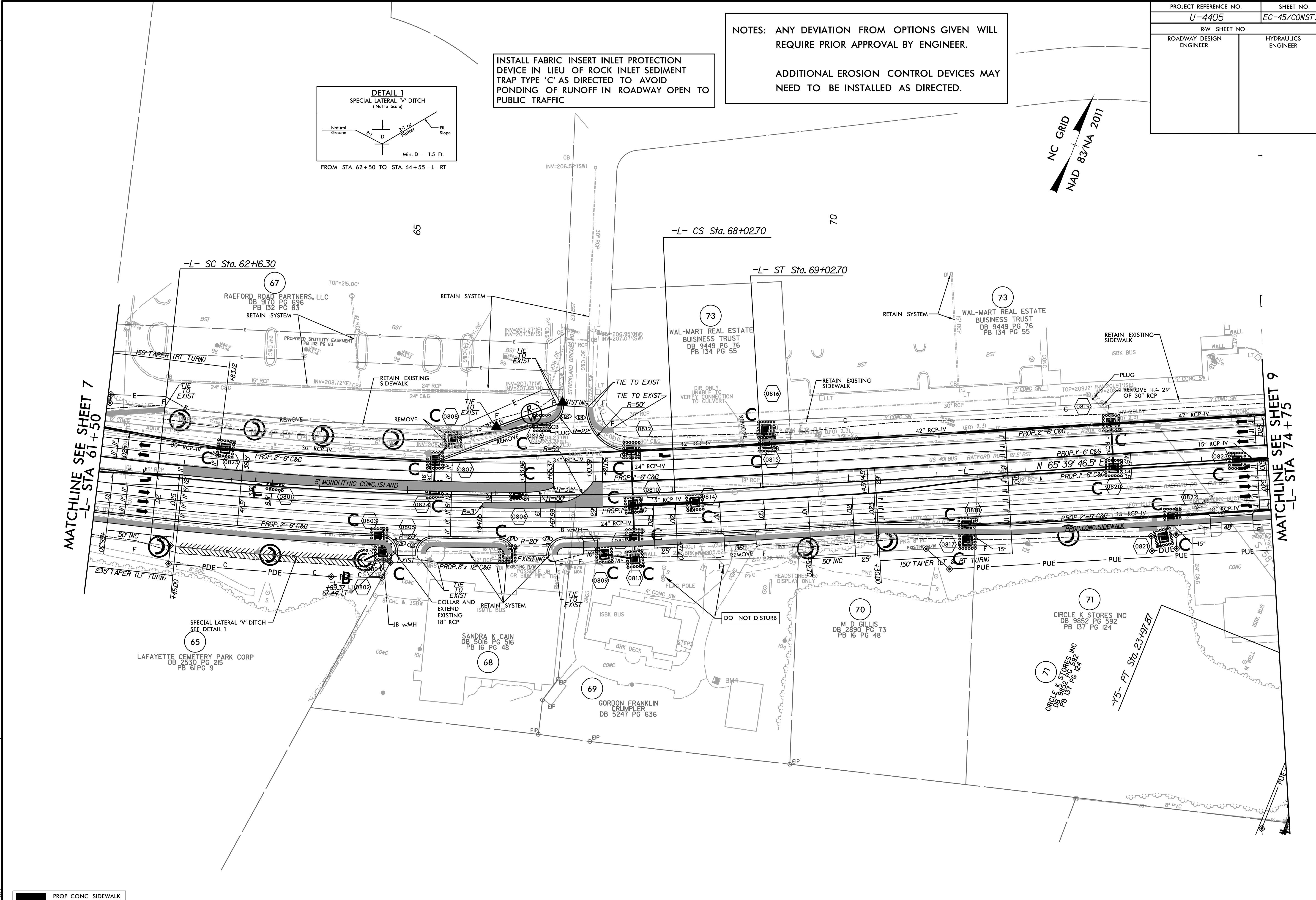
8/17/99

REVISIONS

10:34:19 AM R:\Environmental\Design\4405_REU_EC_psh_08_11.mxd

MATCHLINE SEE SHEET 7
-L- STA 61+50

MATCHLINE SEE SHEET 9
-L- STA 74+75



PROP CONC SIDEWALK

** A DESIGN EXCEPTION FOR LANE WIDTH IS REQUIRED FOR -L- STA. 38+95.00 TO -L- 319+95.00

NOTE: SEE SHEET 34 & 35 FOR -L- PROFILE