

**This electronic collection of documents is provided
for the convenience of the user
and is Not a Certified Document –**

**The documents contained herein were originally issued
and sealed by the individuals whose names and license
numbers appear on each page, on the dates appearing
with their signature on that page.**

**This file or an individual page
shall not be considered a certified document.**


T.I.P.: U-4405

CONTRACT: C204107

**STATE OF NORTH CAROLINA
DEPARTMENT OF TRANSPORTATION**

**SIGNING PLAN
CUMBERLAND COUNTY**

**LOCATION: US 401 (RAEFORD ROAD) FROM SOUTH RAEFORD ROAD / BENTRIDGE LANE
TO EAST OF FAIRWAY DRIVE IN FAYETTEVILLE**

| | |
|---|---------------------|
| TIP NO. U-4405 | SHEET NO. SIGN-1 |
| Designed by: <u>Betsy L. Watson</u> APPROVED: _____ DATE: 4/19/2018 | |
| SEAL  | |
| DOCUMENT NOT CONSIDERED FINAL UNLESS ALL SIGNATURES COMPLETED | |

ROADWAY STANDARD DRAWING

THE FOLLOWING ROADWAY STANDARDS AS APPEAR IN "ROADWAY STANDARD DRAWINGS" - PROJECT SERVICES UNIT - N.C. DEPARTMENT OF TRANSPORTATION - RALEIGH, N.C., DATED JANUARY 2018 ARE APPLICABLE TO THIS PROJECT AND BY REFERENCE HEREBY ARE CONSIDERED A PART OF THESE PLANS:

| STD. NO. | TITLE |
|----------|--|
| 901.10 | TYPE 'A' SIGNS |
| 901.50 | ARROWS AND SHIELDS |
| 901.70 | SIGN STRINGERS AND SUPPORT SPACING |
| 901.80 | SIGN MOUNTING DETAILS - FOR TYPE A AND TYPE B SIGNS |
| 903.10 | GROUND MOUNTED SIGN SUPPORTS |
| 904.10 | ORIENTATION OF GROUND MOUNTED SIGNS |
| 904.50 | MOUNTING OF TYPE 'D', 'E' AND 'F' SIGNS ON 'U' CHANNEL POSTS |

GENERAL NOTES

- . SIGNS FURNISHED BY STATE
- . CONFIRM IN WRITING AT LEAST 4 MONTHS IN ADVANCE, THE ACTUAL DATE THE DEPARTMENT FURNISHED SIGNS WILL BE REQUIRED.
- . ALL TYPE 'D' SIGNS SHALL BE MOUNTED ON TWO U-CHANNEL POSTS UNLESS OTHERWISE INDICATED ON THE PLANS.
- . IF REMOVAL OR RELOCATION OF SIGNS ON PRIVATE STREET (NON-STATE MAINTAINED) IS REQUIRED DUE TO CONSTRUCTION, THE CONTRACTOR SHALL INFORM THE ENGINEER. THE WORK WILL BE COMPLETED BY OTHERS.
- . WHEN NOT STATIONED OR DIMENSIONED ON PLANS, ALL 'E' AND 'F' SIGNS SHALL BE FIELD LOCATED BY THE ENGINEER
- . ALL EXISTING SIGNS ON "U" CHANNEL POST WITHIN THE PROJECT LIMITS SHALL BE REMOVED AND DISPOSED OF UNLESS OTHERWISE NOTED ON PLANS.
- . WHEN EXISTING SIGNS ARE REMOVED AND INSTALLED ON NEW SUPPORTS, THE RE-ERECTION SHALL IMMEDIATELY FOLLOW THE REMOVAL.
- . THE BACKGROUND FOR TYPE E & F SIGNS SHALL BE TYPE C REFLECTIVE SHEETING.
- . DO NOT BEGIN FABRICATION FOR TYPES A & B SIGNS MOUNTED ON OVERHEAD STRUCTURES OR STEEL SUPPORTS UNTIL "S" DIMENSIONS HAVE BEEN FIELD VERIFIED.
- . SEE ROADWAY PLANS FOR GUARD/GUIDE RAIL DETAILS.

SUMMARY OF QUANTITIES


| ITEM NO. | | ITEM DESCRIPTION | QUANTITY | UNIT |
|------------|-----------|--|----------|------|
| DESC. NO. | SECT. NO. | | | |
| 4048000000 | 902 | REINFORCED CONCRETE SIGN FOUNDATION | 2 | C.Y. |
| 4054000000 | 902 | PLAIN CONCRETE SIGN FOUNDATION | 1 | C.Y. |
| 4057000000 | SP | OVERHEAD FOOTING | 18 | C.Y. |
| 4060000000 | 903 | SUPPORTS, BREAKAWAY STEEL BEAM | 2196 | LB. |
| 4072000000 | 903 | SUPPORTS, 3 LB STEEL U-CHANNEL | 6650 | L.F. |
| 4082100000 | SP | SUPPORTS, OVERHEAD SIGN STRUCTURE @ -RPB- STA. 12+74 | 1 | L.S. |
| 4096000000 | 904 | SIGN ERECTION, TYPE D | 7 | EA. |
| 4102000000 | 904 | SIGN ERECTION, TYPE E | 469 | EA. |
| 4108000000 | 904 | SIGN ERECTION, TYPE F | 44 | EA. |
| 4109000000 | 904 | SIGN ERECTION, TYPE A (OVERHEAD) | 4 | EA. |
| 4110000000 | 904 | SIGN ERECTION, TYPE A (GROUND MOUNTED) | 4 | EA. |
| 4116100000 | 904 | SIGN ERECTION, RELOCATE SIGN TYPE D (GROUND MOUNTED) | 69 | EA. |
| 4152000000 | 907 | DISPOSAL OF SIGN SYSTEM, STEEL BEAM | 2 | EA. |
| 4155000000 | 907 | DISPOSAL OF SIGN SYSTEM, U-CHANNEL | 279 | EA. |
| 4192000000 | 907 | DISPOSAL OF SUPPORT, U-CHANNEL | 69 | EA. |
| 4234000000 | 907 | DISPOSAL OF SIGN, A OR B (OVERHEAD) | 5 | EA. |
| 4360000000 | SP | DISPOSAL OF SIGN SYSTEM ON SPANWIRE | 2 | EA. |

INDEX

| SHEET NO. | DESCRIPTION |
|------------|-----------------------------------|
| SIGN-1 | TITLE SHEET |
| SIGN-2 | SUPPORT INFORMATION |
| SIGN-3A-3D | E AND F SHEETS |
| SIGN-4A-4F | OVERHEAD DETAILS AND SIGN DESIGNS |
| SIGN-5-33 | SIGNING PLAN SHEETS |

PLAN PREPARED FOR THE N.C.D.O.T. SIGNING AND DELINEATION UNIT

Ayman Alqudwah, PE SIGNING & DELINEATION REGIONAL ENGINEER
Stacy Johns SIGNING & DELINEATION DESIGN ENGINEER



Stantec Consulting Services Inc.
 801 Jones Franklin Road
 Suite 300
 Raleigh, NC 27606
 Tel. (919) 851-6866
 Fax. (919) 851-7024
 www.stantec.com
 License No. F-0672

PLAN PREPARED BY: Stantec Consulting Services, Inc.

Betsy L. Watson, PE Senior Principal
Dean Harris Senior Transportation Designer
James Hambricht Senior Transportation Technician



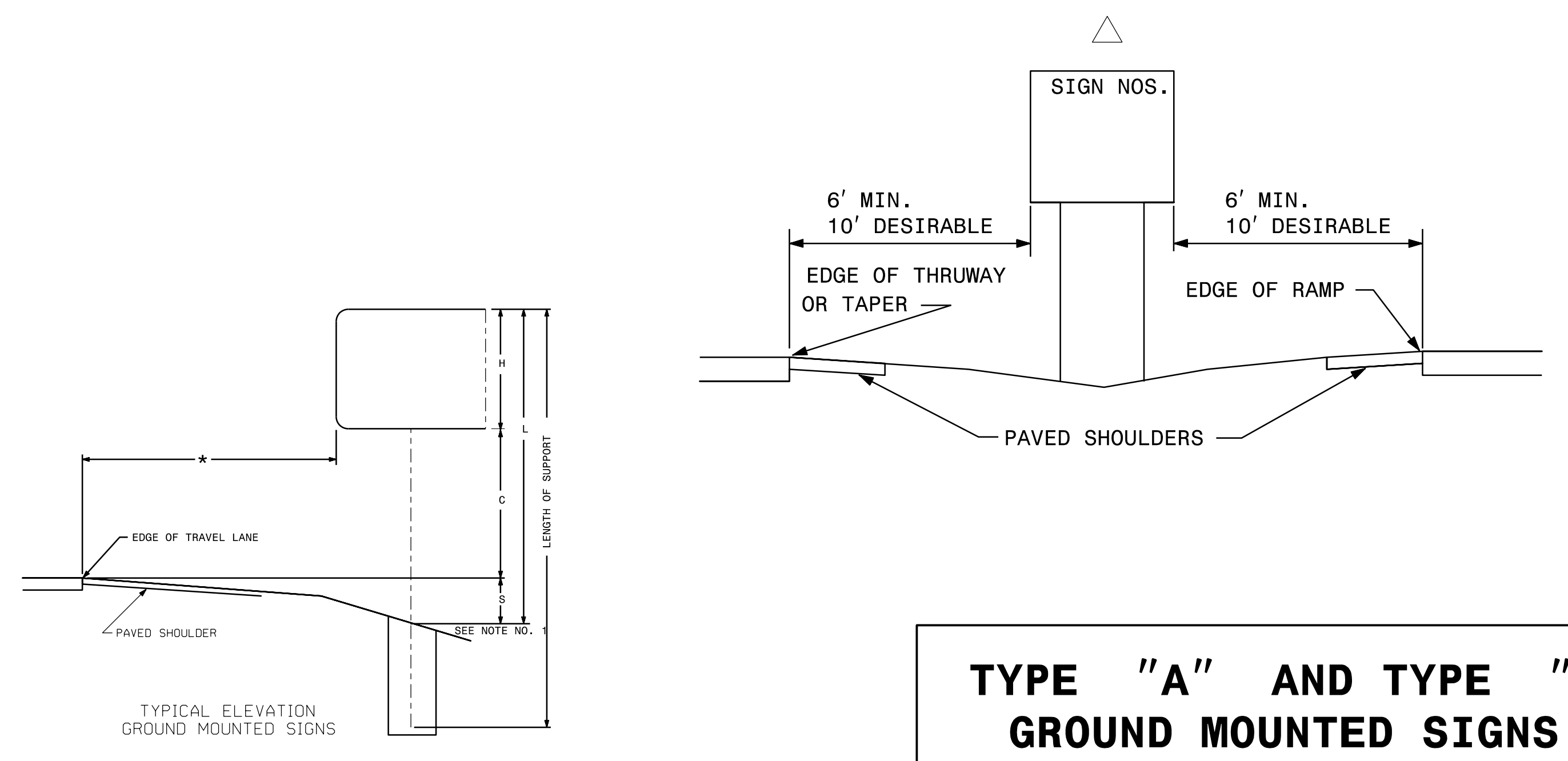
| | |
|--|----------------------------|
| TIP NO. U-4405 | SHEET NO. SIGN-2 |
| APPROVED: <i>Betsy L. Watson</i> <small>388788348743F...</small> DATE: 4/19/2018 | |
| | |
| DOCUMENT NOT CONSIDERED FINAL UNLESS ALL SIGNATURES COMPLETED | |
| | |

Version: 3.1 Posted: 6/2/2017

| SIGN | | | ROADWAY STATION | NUMBER OF SUPPORTS | BEAM SECTION | SUPPORT TYPE BA or S | OMNI COUPLER | ATTACHMENT METHOD | MOUNTING METHOD | HORIZONTAL CLEARANCE* (ft.) | SUPPORT SPACING | LENGTH (ft) | | | LEFT SUPPORT (ft) | | | CENTER SUPPORT (ft) | | | RIGHT SUPPORT (ft) | | | SUPPORT WEIGHTS | | FOOTINGS | | | | FIELD VERIFIED SEE NOTE 2 (mm/dd/yy) | | | | | | | | | | | | | | | | | | | | |
|--------|------|---------------------|---------------------|--------------------|--------------|----------------------|--------------|-------------------|-----------------|-----------------------------|-----------------|-------------|------------|------------|-------------------|-------|--------|---------------------|------|--------|--------------------|-------|---------|-----------------|---------------|----------------|-------------|-------------------|--------------|--------------------------------------|--|--|--|--|--|--|--|--|--|--|--|--|--|--|--|--|--|--|--|--|
| NUMBER | TYPE | SIZE (in.) w x h | | | | | | | | | | SNS HT "H" | MTG HT "C" | EMBED-MENT | S | L | LENGTH | S | L | LENGTH | S | L | LENGTH | B/A (lbs.) | SIMPLE (lbs.) | DIAMETER (ft.) | DEPTH (ft.) | REINFORCED (c.y.) | PLAIN (c.y.) | | | | | | | | | | | | | | | | | | | | | |
| 101 | A | 138 x 114 | -AA- Sta.92+67 (LT) | 2 | W6x16 | BA | N/A | N/A | N/A | 30.00 | 6.74 | 9.50 | 7.00 | 4.0 | 3.57 | 20.07 | 24.07 | 0.00 | 0.00 | 0.00 | 4.07 | 20.57 | 24.57 | 872.24 | 0 | 1.5 | 4.5 | 0.59 | 0.00 | _____ | | | | | | | | | | | | | | | | | | | | |
| 102 | A | 168 x 138 | -AA- Sta.42+13 (LT) | 2 | W6x16 | BA | N/A | N/A | N/A | 30.00 | 8.20 | 11.50 | 7.00 | 4.5 | 2.09 | 20.59 | 25.09 | 0.00 | 0.00 | 0.00 | 2.99 | 21.49 | 25.99 | 911.28 | 0 | 1.5 | 5 | 0.65 | 0.00 | _____ | | | | | | | | | | | | | | | | | | | | |
| 201 | A | 72 x 60 | -RPB- Sta.17+36(LT) | 2 | S3x5.7 | BA | N/A | N/A | N/A | Δ | 3.52 | 5.00 | 7.00 | 2.5 | 0.57 | 12.57 | 15.07 | 0.00 | 0.00 | 0.00 | 0.39 | 12.39 | 14.89 | 206.77 | 0 | 1.0 | 3 | 0.00 | 0.17 | _____ | | | | | | | | | | | | | | | | | | | | |
| 202 | A | 72 x 60 | -AA- Sta.40+11(LT) | 2 | S3x5.7 | BA | N/A | N/A | N/A | Δ | 3.52 | 5.00 | 7.00 | 2.5 | 0.26 | 12.26 | 14.76 | 0.00 | 0.00 | 0.00 | 0.38 | 12.38 | 14.88 | 204.95 | 0 | 1.0 | 3 | 0.00 | 0.17 | _____ | | | | | | | | | | | | | | | | | | | | |
| | | | | | | | | | | | | | | | | | | | | | | | TOTAL | TOTAL | TOTAL | TOTAL | | | | | | | | | | | | | | | | | | | | | | | | |
| | | | | | | | | | | | | | | | | | | | | | | | 2195.24 | 0.00 | 1.24 | 0.35 | | | | | | | | | | | | | | | | | | | | | | | | |
| | | | | | | | | | | | | | | | | | | | | | | | USE: | 2196.00 | 0.00 | 2.00 | 1.00 | | | | | | | | | | | | | | | | | | | | | | | |


NOTES

- DIMENSION "S" REPRESENTS AN INCREASE (+), OR A DECREASE (-) IN POLE LENGTH, RELATIVE TO THE ELEVATION OF THE EDGE OF TRAVEL LANE.
- FIELD VERIFICATIONS SHALL BE REQUIRED FOR ALL SUPPORTS, SEE (*) ARTICLE 903-3. FABRICATORS SHALL BE AISC CERTIFIED IN CATEGORY 1, SEE (*) ARTICLE 1072-1. (*) = N.C.D.O.T. STANDARD SPECIFICATIONS FOR ROADS AND STRUCTURES
- PLAN LOCATIONS FOR EXISTING UTILITIES ARE BASED ON THE BEST AVAILABLE INFORMATION AND, THEREFORE MAY NOT BE PRECISELY ACCURATE. THEREFORE, IT IS INCUMBENT UPON THE CONTRACTOR TO DETERMINE THE EXACT LOCATION OF UTILITIES BEFORE BEGINNING WORK IN A LOCATION.



**TYPE "A" AND TYPE "B"
GROUND MOUNTED SIGNS**

4/19/2018 U:\Traffic\Signing\CADD\Signing\Signing Plan Sheets\Proposed Signing\U-4405 Title Sheet and Details.dgn jnambright

| | |
|---|----------------------|
| TIP NO. U-4405 | SHEET NO. SIGN-3A |
| APPROVED: <i>Betsy L. Watson</i> DATE: 4/19/2018 | |
| SEAL  | |
| DOCUMENT NOT CONSIDERED FINAL UNLESS ALL SIGNATURES COMPLETED | |




401 QUANTITY REQ'D 14



ONE "U" POST PER SIGN

402 QUANTITY REQ'D 44



TWO "U" POST PER SIGN
(MOUNT BELOW SIGN #403
IN 42 INSTALLATIONS)

403 QUANTITY REQ'D 75



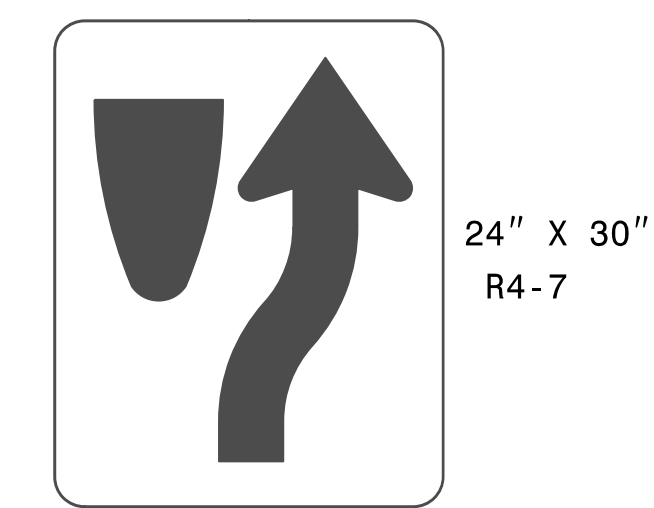
TWO "U" POST PER SIGN
(MOUNT BACK TO BACK WITH
SIGN #404 IN 31 INSTALLATIONS)

404 QUANTITY REQ'D 80



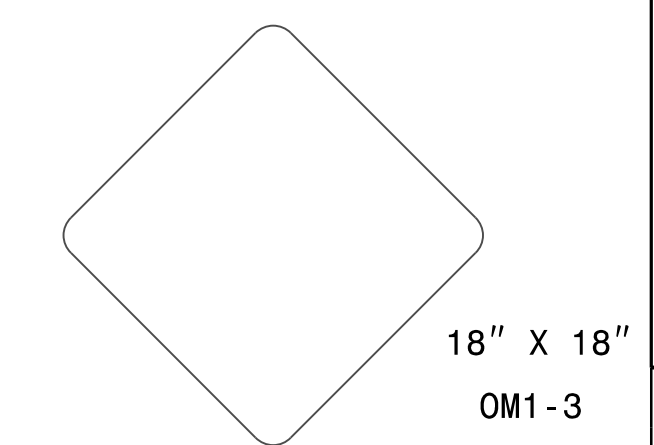
TWO "U" POST PER SIGN
(MOUNT BACK TO BACK WITH
SIGN #403 IN 31 INSTALLATIONS)

405 QUANTITY REQ'D 44




ONE "U" POST PER SIGN

406 QUANTITY REQ'D 44



MOUNT BELOW SIGN #405

407 QUANTITY REQ'D 26



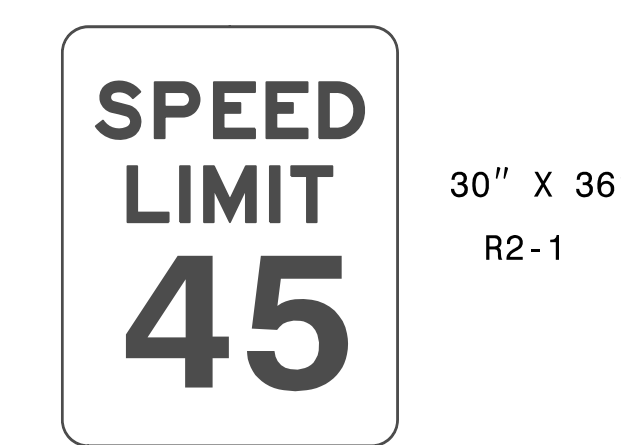
ONE "U" POST PER SIGN

408 QUANTITY REQ'D 1



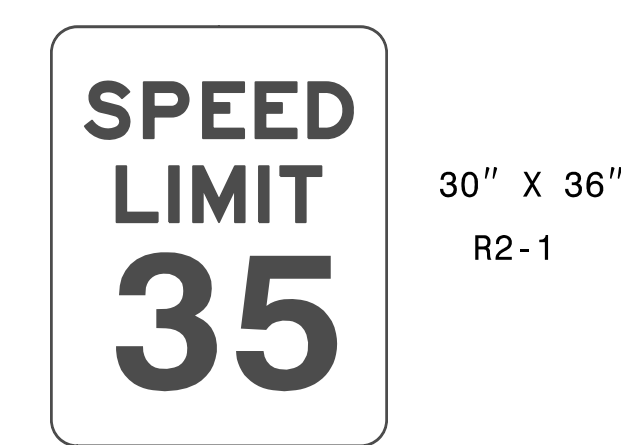
(MOUNT BELOW SIGN #419
IN 1 INSTALLATIONS)

409 QUANTITY REQ'D 18



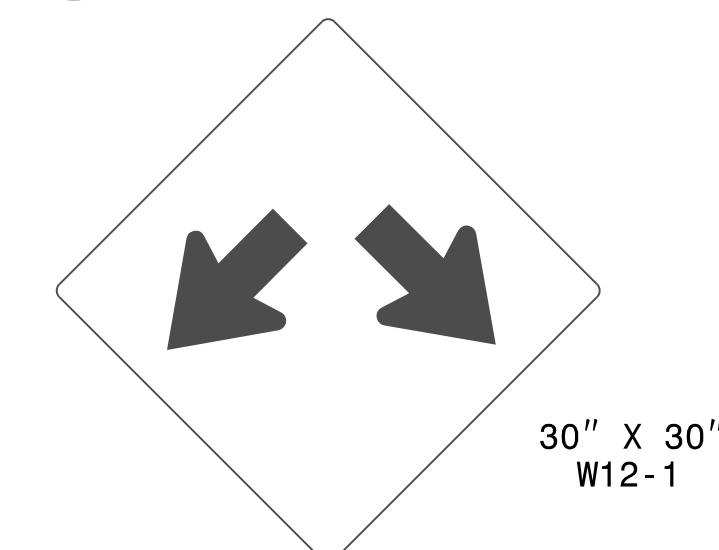
ONE "U" POST PER SIGN

410 QUANTITY REQ'D 10



ONE "U" POST PER SIGN

411 QUANTITY REQ'D 9



ONE "U" POST PER SIGN

412 QUANTITY REQ'D 19




ONE "U" POST PER SIGN

413 QUANTITY REQ'D 3



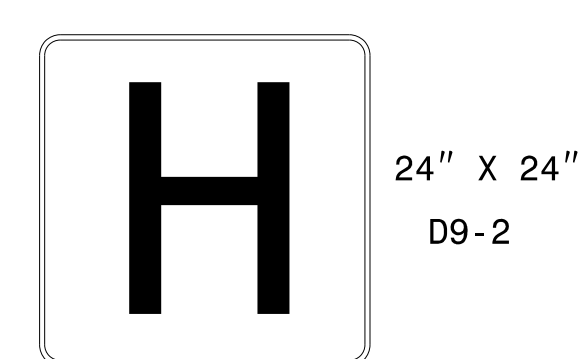
ONE "U" POST PER SIGN

414 QUANTITY REQ'D 12



ONE "U" POST PER SIGN

415 QUANTITY REQ'D 4




MOUNT IN SIGN ASSEMBLIES
#522, #523, #524, AND #525
(SEE SHEET SIGN-3D)

416 QUANTITY REQ'D 4



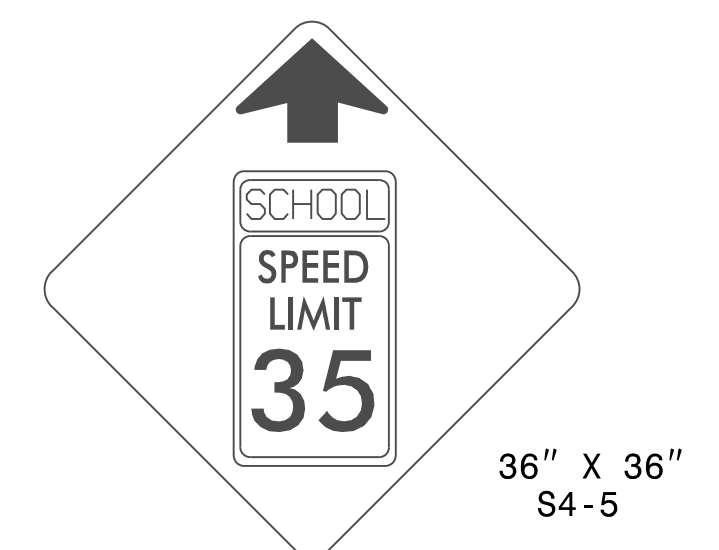
MOUNT IN SIGN ASSEMBLIES
#522, #523, #524, AND #525
(SEE SHEET SIGN-3D)

417 QUANTITY REQ'D 3



ONE "U" POST PER SIGN

418 QUANTITY REQ'D 6



ONE "U" POST PER SIGN

419 QUANTITY REQ'D 9



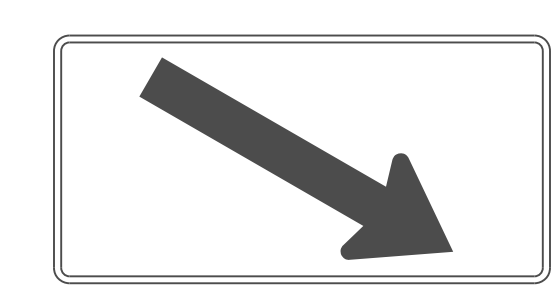
ONE "U" POST PER SIGN

420 QUANTITY REQ'D 7



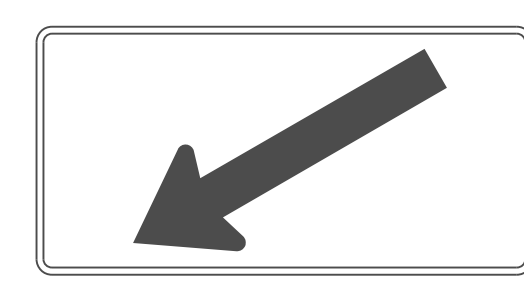
(MOUNT BELOW SIGN #419 IN
4 INSTALLATIONS)
(MOUNT ABOVE SIGN #410 IN
3 INSTALLATIONS)

421 QUANTITY REQ'D 2



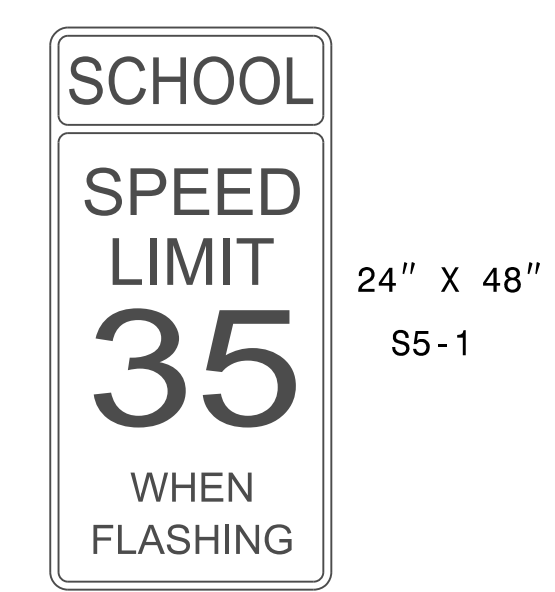
(MOUNT BELOW SIGN #419
IN 2 INSTALLATIONS)

422 QUANTITY REQ'D 2



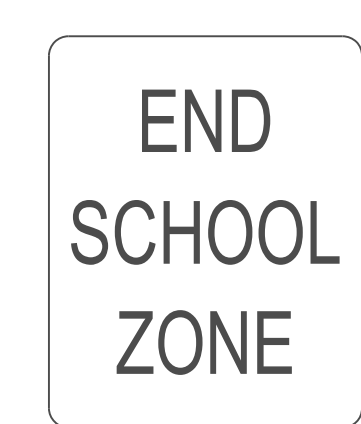
(MOUNT BELOW SIGN #419
IN 2 INSTALLATIONS)

423 QUANTITY REQ'D 3



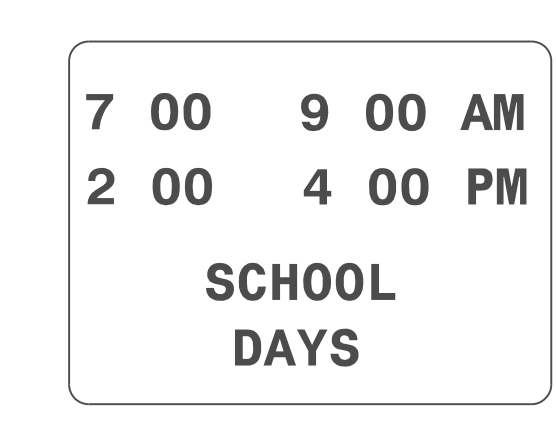
SIGN TO BE MOUNTED ON A
SUPPORT WITH A FLASHER ASSEMBLY.

424 QUANTITY REQ'D 4




ONE "U" POST PER SIGN

425 QUANTITY REQ'D 3




(MOUNT BELOW SIGN #410
IN 3 INSTALLATIONS)

426 QUANTITY REQ'D 2




ONE "U" POST PER SIGN

427 QUANTITY REQ'D 1




ONE "U" POST PER SIGN

428 QUANTITY REQ'D 1



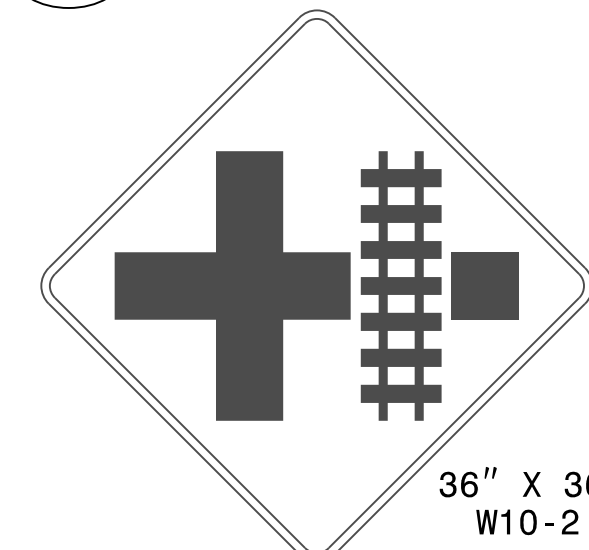
ONE "U" POST PER SIGN

429 QUANTITY REQ'D 1



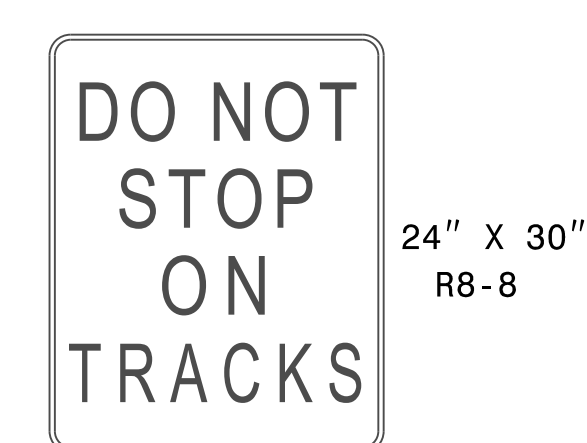
ONE "U" POST PER SIGN

430 QUANTITY REQ'D 1



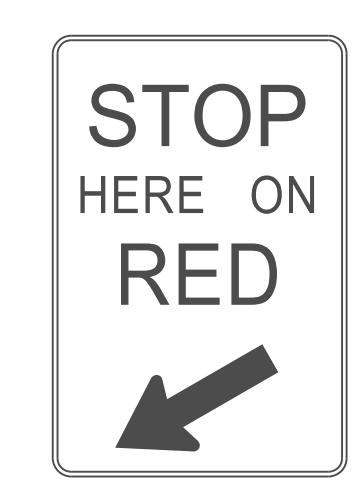
ONE "U" POST PER SIGN

431 QUANTITY REQ'D 4



ONE "U" POST PER SIGN
(MOUNT BACK TO BACK WITH
SIGN #405 IN 2 INSTALLATIONS)

432 QUANTITY REQ'D 1




ONE "U" POST PER SIGN

TYPE "E" SIGNS

4/19/2018
U:\Traffic\Signing\CA00\Signing\Plan_Sheets\Proposed Signing\U-4405 Title Sheet and Details.dgn
In:amberlight

433 QUANTITY REQ'D 4



36" Diameter
W10-2

ONE "U" POST PER SIGN


434 QUANTITY REQ'D 1



24" X 12"
S4-7p

(MOUNT BELOW SIGN #408
IN 1 INSTALLATIONS)

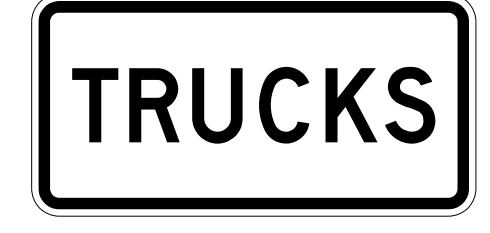
435 QUANTITY REQ'D 1



36" X 36"
W3-5

ONE "U" POST PER SIGN

308 QUANTITY REQ'D 12

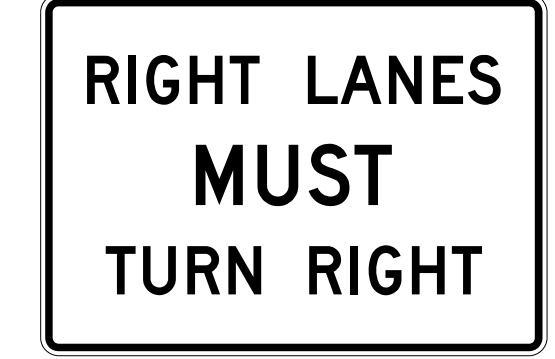


24" X 12"

(SEE SIGN DESIGN #308, SHEET SIGN-4F)

(MOUNT BELOW SIGN #414
IN 12 INSTALLATIONS)

309 QUANTITY REQ'D 2



36" X 30"

(SEE SIGN DESIGN #309, SHEET SIGN-4F)

ONE "U" POST PER SIGN

TIP NO. U-4405 SHEET NO. SIGN-3B

DocuSigned by:
Betsy L. Watson
4/19/2018



DOCUMENT NOT CONSIDERED FINAL
UNLESS ALL SIGNATURES COMPLETED



4/19/2018
U:\Tr\offic\Signing\CADD\Signing\Signing Plan Sheets\Proposed Signing\U-4405 Title Sheet and Details.dgn
Jhambright

TYPE "E" SIGNS

4/19/2018
U:\Tratific\Signing\CA00\Signing\CA00\Signing\U-4405 Title Sheet and Details.dgn
Inamberight

501 QUANTITY REQ'D 4

ONE "U" POST PER ASSEMBLY

502 QUANTITY REQ'D 3

ONE "U" POST PER ASSEMBLY

503 QUANTITY REQ'D 2

ONE "U" POSTS PER ASSEMBLY

504 QUANTITY REQ'D 1

TWO "U" POST PER ASSEMBLY

505 QUANTITY REQ'D 1

TWO "U" POST PER ASSEMBLY

506 QUANTITY REQ'D 1

TWO "U" POST PER ASSEMBLY

TIP NO. U-4405 SHEET NO. SIGN-3C

APPROVED: *Betsy L. Watson*
DATE: 4/19/2018

SEAL
NORTH CAROLINA PROFESSIONAL ENGINEER SEAL 29449
BETSY L. WATSON

DOCUMENT NOT CONSIDERED FINAL UNLESS ALL SIGNATURES COMPLETED

507 QUANTITY REQ'D 1

TWO "U" POSTS PER ASSEMBLY

508 QUANTITY REQ'D 1

TWO "U" POSTS PER ASSEMBLY

509 QUANTITY REQ'D 0

SIGN #509 REMOVED FROM PLANS

TWO "U" POSTS PER ASSEMBLY

510 QUANTITY REQ'D 0

SIGN #510 REMOVED FROM PLANS

TWO "U" POSTS PER ASSEMBLY

511 QUANTITY REQ'D 1

TWO "U" POSTS PER ASSEMBLY

512 QUANTITY REQ'D 1

TWO "U" POSTS PER ASSEMBLY

513 QUANTITY REQ'D 1

TWO "U" POSTS PER ASSEMBLY

514 QUANTITY REQ'D 1

TWO "U" POSTS PER ASSEMBLY

515 QUANTITY REQ'D 4

ONE "U" POST PER ASSEMBLY

516 QUANTITY REQ'D 2

ONE "U" POST PER ASSEMBLY

517 QUANTITY REQ'D 2

ONE "U" POST PER ASSEMBLY

518 QUANTITY REQ'D 1

TWO "U" POSTS PER ASSEMBLY

519 QUANTITY REQ'D 1

TWO "U" POSTS PER ASSEMBLY

520 QUANTITY REQ'D 1

TWO "U" POSTS PER ASSEMBLY

TYPE "F" SIGNS

4/19/2018
Us:\Tratific\Signing\CA00\Signing\Plan_Sheets\Proposed_Signing\U-4405 Title Sheet and Details.dgn
Inambaright

521 QUANTITY REQ'D 1_

M3-3 24" X 12" SOUTH BUSINESS M3-1 24" X 12"
M4-3 24" X 12"
M1-4 24" X 24" 59 401 M1-4 24" X 24"
M6-1 21" X 15" ← ↑ M6-3 21" X 15"

TWO "U" POST PER ASSEMBLY

522 QUANTITY REQ'D 1_

*SEE NOTE

M4-5 24" X 12" TO H #415
M1-1 24" X 24" INTERSTATE 95 TRAUMA CENTER #416
M5-1 21" X 15" → → M5-1 21" X 15"

* NOTE:
SEE SHEET SIGN-3A FOR HOSPITAL & TRAUMA CENTER SIGN INFORMATION

TWO "U" POST PER ASSEMBLY

523 QUANTITY REQ'D 1_

*SEE NOTE

M4-5 24" X 12" TO H #415
M1-1 24" X 24" INTERSTATE 95 TRAUMA CENTER #416
M6-1 21" X 15" → → M6-1 21" X 15"

* NOTE:
SEE SHEET SIGN-3A FOR HOSPITAL & TRAUMA CENTER SIGN INFORMATION

TWO "U" POST PER ASSEMBLY

524 QUANTITY REQ'D 1_

*SEE NOTE

M4-5 24" X 12" TO H #415
M1-1 24" X 24" INTERSTATE 95 TRAUMA CENTER #416
M5-1 21" X 15" ← ← M5-1 21" X 15"

* NOTE:
SEE SHEET SIGN-3A FOR HOSPITAL & TRAUMA CENTER SIGN INFORMATION

TWO "U" POST PER ASSEMBLY

525 QUANTITY REQ'D 1_

*SEE NOTE

M4-5 24" X 12" TO H #415
M1-1 24" X 24" INTERSTATE 95 TRAUMA CENTER #416
M6-1 21" X 15" ← ← M5-1 21" X 15"

* NOTE:
SEE SHEET SIGN-3A FOR HOSPITAL & TRAUMA CENTER SIGN INFORMATION

TWO "U" POST PER ASSEMBLY

526 QUANTITY REQ'D 1_

M3-1 24" X 12" SOUTH BUSINESS
M4-3 24" X 12"
M1-4 24" X 24" 401
M5-1 21" X 15" →

ONE "U" POST PER ASSEMBLY

TIP NO. SHEET NO.
U-4405 SIGN-3D

DocuSigned by:
Betsy L. Watson
4/19/2018

SEAL

DOCUMENT NOT CONSIDERED FINAL
UNLESS ALL SIGNATURES COMPLETED

527 QUANTITY REQ'D 1_

*SEE NOTE

#305 Raeford →
M3-1 24" X 12" SOUTH BUSINESS
M4-3 24" X 12"
M1-4 24" X 24" 401
M6-1 21" X 15" →

* NOTE:
SEE SHEET SIGN-4E FOR SIGN #305 INFORMATION

TWO "U" POST PER ASSEMBLY

528 QUANTITY REQ'D 2_

M3-1 24" X 12" NORTH BUSINESS
M4-3 24" X 12"
M1-4 24" X 24" 401
M6-1 21" X 15" →

ONE "U" POST PER ASSEMBLY

529 QUANTITY REQ'D 1_

M2-1 24" X 15" JCT JCT M2-1 24" X 15"
M3-1 24" X 12" NORTH SOUTH M3-1 24" X 12"
M4-3 24" X 12" BUSINESS BUSINESS M4-3 24" X 12"
M1-4 24" X 24" 401 401 M1-4 24" X 24"

TWO "U" POST PER ASSEMBLY

530 QUANTITY REQ'D 1_

M3-1 24" X 12" NORTH SOUTH M3-1 24" X 12"
M4-3 24" X 12" BUSINESS BUSINESS M4-3 24" X 12"
M1-4 24" X 24" 401 401 M1-4 24" X 24"
M5-1 21" X 15" ← ↑ M6-3 21" X 15"

TWO "U" POST PER ASSEMBLY

531 QUANTITY REQ'D 1_

M3-1 24" X 12" NORTH SOUTH M3-1 24" X 12"
M4-3 24" X 12" BUSINESS BUSINESS M4-3 24" X 12"
M1-4 24" X 24" 401 401 M1-4 24" X 24"
M6-1 21" X 15" ← ↑ M6-3 21" X 15"

TWO "U" POST PER ASSEMBLY

532 QUANTITY REQ'D 1_

M3-1 24" X 12" SOUTH BUSINESS
M4-3 24" X 12"
M1-4 24" X 24" 401
M5-1 21" X 15" ←

ONE "U" POST PER ASSEMBLY

533 QUANTITY REQ'D 1_

M3-1 24" X 12" SOUTH BUSINESS
M4-3 24" X 12"
M1-4 24" X 24" 401
M6-1 21" X 15" ←

ONE "U" POST PER ASSEMBLY

534 QUANTITY REQ'D 1_



M3-1 24" X 12" NORTH BUSINESS
M4-3 24" X 12"
M1-4 24" X 24" 401
M5-1 21" X 15" →

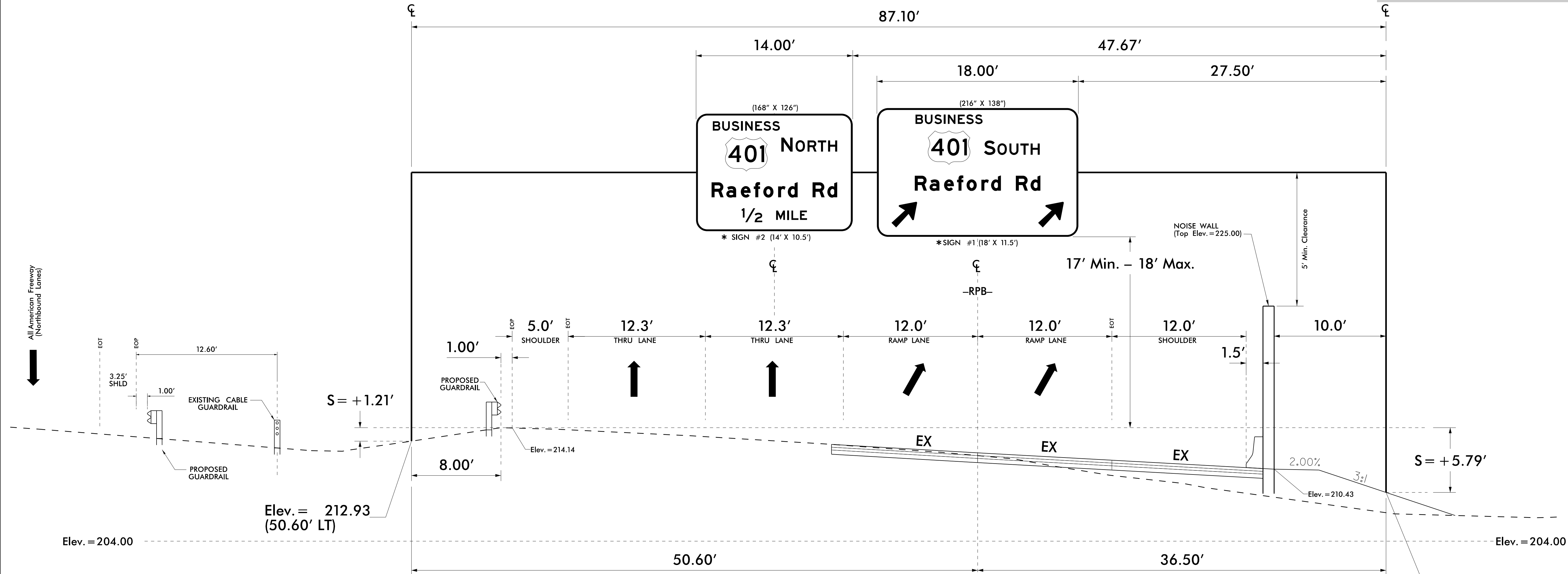
ONE "U" POST PER ASSEMBLY

TYPE "F" SIGNS

Overhead Sign Structure "A" @ -RPB- Sta.12+74

All American Freeway Southbound
 Right Support at 36.50' RT
 Left Support at 50.60' LT
 (Crossection @ -RPB- STA. 13+00)

| | |
|---|----------------------|
| TIP NO. U-4405 | SHEET NO. SIGN-4A |
| APPROVED: <i>Petsy L. Watson</i> DATE: 4/19/2018 | |
| SEAL  | |
| DOCUMENT NOT CONSIDERED FINAL UNLESS ALL SIGNATURES COMPLETED | |
|  | |





NOTES:

- IF THE CONTRACTOR BIDS ALUMINUM SIGN STRUCTURE, EACH SHALL BE PROVIDED WITH AN APPROVED HIGHWAY TRUSS DAMPER DEVICE IN ACCORDANCE WITH AASHTO SPECIFICATIONS.
- MOUNT SIGNS VERTICALLY CENTERED ON HORIZONTAL MEMBER OF STRUCTURE.
- FIELD VERIFICATION SHALL BE REQUIRED FOR ALL FOOTING ELEVATIONS, PER THE LATEST NCDOT STANDARD SPECIFICATIONS FOR ROADS AND STRUCTURES. PROVIDE FIELD VERIFICATION TO THE SIGNING SECTION.
- THE TOP OF THE FOOTING SHALL EXTEND AT LEAST 4 INCHES AND NOT MORE THAN 24 INCHES ABOVE THE HIGHEST POINT OF THE GROUND SURFACE AT THE FOOTING.
- SIGN HANGERS AND ATTACHMENT HARDWARE SHALL BE PROVIDED AND INSTALLED ON THE ASSEMBLY TO ACCOMMODATE ALL SIGNS SHOWN IN THIS PLAN SHEET.
- DESIGN AND CONSTRUCTION REQUIREMENTS FOR SIGN STRUCTURES SHALL ACCOMMODATE WIND VELOCITY OF 100 M.P.H.

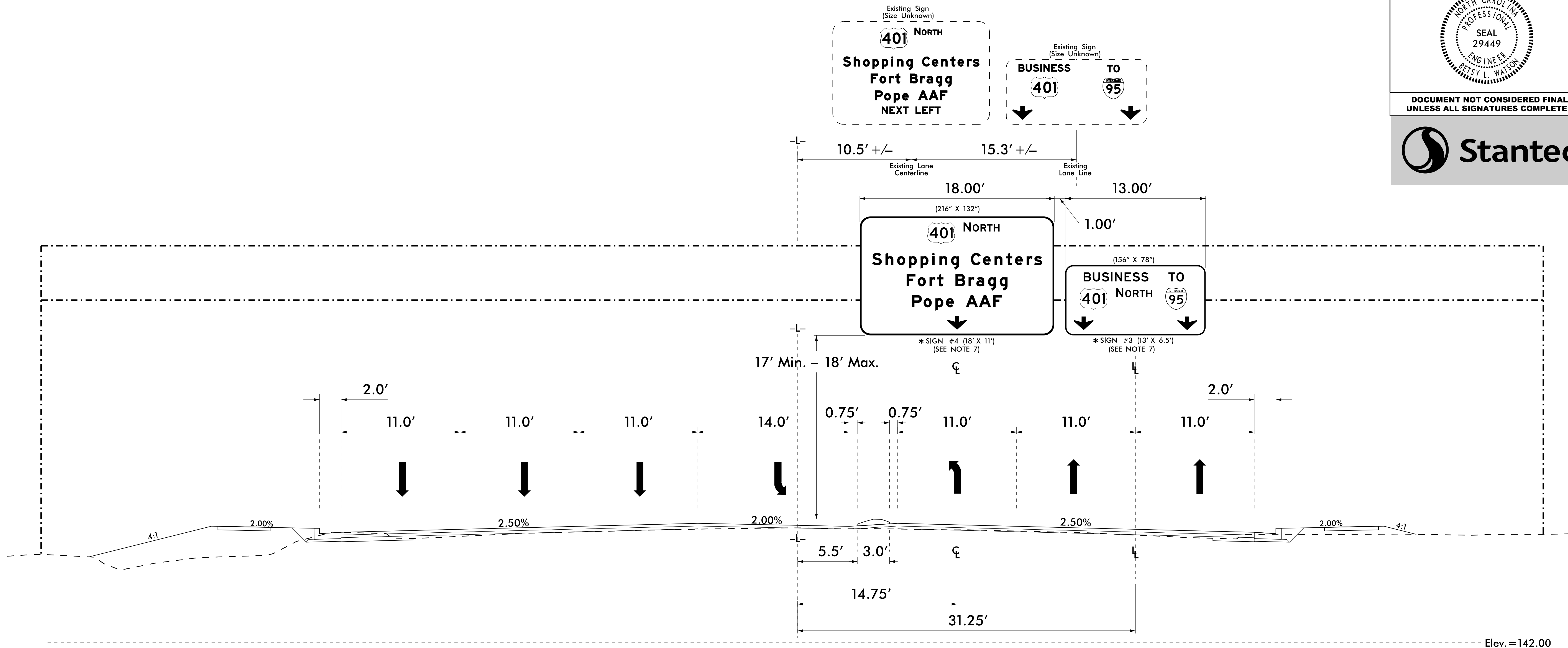
* THESE DIMENSIONS SHALL BE USED FOR WIND LOAD AND DEAD LOAD COMPUTATIONS IN DESIGN OF STRUCTURE AND FOOTINGS. DESIGN AND CONSTRUCTION REQUIREMENTS FOR SIGN STRUCTURES SHALL ACCOMMODATE WIND VELOCITY OF 100 MPH.

STRUCTURE LINE DRAWING
 OVERHEAD SIGN STRUCTURE "A"

4/19/2018
 Us:\Traffic\Signing\CADD\Signing\Structure Line Drawings\Overhead Assembly A-Sheet_SGN-4A.dgn
 jhambright

| | |
|---|----------------------|
| TIP NO. U-4405 | SHEET NO. SIGN-4B |
| APPROVED: <i>Petsy L. Watson</i> DATE: 4/19/2018 | |
| SEAL  | |
| DOCUMENT NOT CONSIDERED FINAL UNLESS ALL SIGNATURES COMPLETED | |
|  | |

Existing Overhead Sign Structure @ -L- Sta.133+60 +/-
 US 401 (Raeford Rd)
 (Crosssection @ -L- STA. 133+50)



The contractor shall verify that the total square footage of new signs #3 and #4 does not exceed the square footage of the existing signs being removed from this overhead structure.

NOTES:

- IF THE CONTRACTOR BIDS ALUMINUM SIGN STRUCTURE, EACH SHALL BE PROVIDED WITH AN APPROVED HIGHWAY TRUSS DAMPER DEVICE IN ACCORDANCE WITH AASHTO SPECIFICATIONS.
- MOUNT SIGNS VERTICALLY CENTERED ON HORIZONTAL MEMBER OF STRUCTURE.
- FIELD VERIFICATION SHALL BE REQUIRED FOR ALL FOOTING ELEVATIONS, PER THE LATEST NCDOT STANDARD SPECIFICATIONS FOR ROADS AND STRUCTURES. PROVIDE FIELD VERIFICATION TO THE SIGNING SECTION.
- THE TOP OF THE FOOTING SHALL EXTEND AT LEAST 4 INCHES AND NOT MORE THAN 24 INCHES ABOVE THE HIGHEST POINT OF THE GROUND SURFACE AT THE FOOTING.
- SIGN HANGERS AND ATTACHMENT HARDWARE SHALL BE PROVIDED AND INSTALLED ON THE ASSEMBLY TO ACCOMMODATE ALL SIGNS SHOWN IN THIS PLAN SHEET.
- DESIGN AND CONSTRUCTION REQUIREMENTS FOR SIGN STRUCTURES SHALL ACCOMMODATE WIND VELOCITY OF 100 M.P.H.
- THE CONTRACTOR SHALL VERIFY THAT THE TOTAL SQUARE FOOTAGE OF NEW SIGNS #3 AND #4 DOES NOT EXCEED THE SQUARE FOOTAGE OF THE EXISTING SIGNS BEING REMOVED.

THESE DIMENSIONS SHALL BE USED FOR WIND LOAD AND DEAD LOAD COMPUTATIONS IN DESIGN OF STRUCTURE AND FOOTINGS. DESIGN AND CONSTRUCTION REQUIREMENTS FOR SIGN STRUCTURES SHALL ACCOMMODATE WIND VELOCITY OF 100 MPH.

STRUCTURE LINE DRAWING
 EXISTING OVERHEAD SIGN STRUCTURE

4/19/2018
 Us\Traffic\Signing\Structure Line Drawings\Existing Overhead Assembly -Sheet SGN-4B.dgn
 jhambright

| | |
|--|-----------|
| TIP NO. | SHEET NO. |
| U-4405 | SIGN-4C |
| APPROVED: <i>Betsy L. Watson</i> | |
| DATE: 4/19/2018 | |
| | |
| DOCUMENT NOT CONSIDERED FINAL UNLESS ALL SIGNATURES COMPLETED | |
| | |

SIGN NUMBER: 2

TYPE: A
QUANTITY: 1

BACKG COLOR: Green
COPY COLOR: White

| SYMBOL | X | Y | WID | HT |
|--------|------|------|-----|----|
| M1_4 | 31.4 | 64.3 | 45 | 36 |

SIGN WIDTH: 14'-0"
HEIGHT: 10'-6"
TOTAL AREA: 147.0 Sq.Ft.

BORDER TYPE: FLUSH
RECESS: 0"
WIDTH: 2"
RADIUS: 12"

MAT'L: 0.125" (3.2 mm) ALUMINUM

No. Z BARS: 3
LENGTH: 160.0

NOTES:
1. Legend and border shall be direct applied, Grade "A" sheeting (except those that are colored black).
2. Background shall be Grade "C" reflective sheeting.
3. Shields and Type "A", "B", and "C" Arrows shall be demountable and made from 0.032" (0.8mm) aluminum.

PROJECT ID: U-4405
DESIGN BY: James Hambricht
LOCATION: Overhead Assembly "A" - All American Freeway SB @ -AA- Sta. 66+27.1-RPB- Sta.12+74
CHECKED BY: Name
DIVISION: 6
DATE: Jan 02, 2018

Panel Style: Standard 16 Inch.ssi
M.U.T.C.D.: 2009 Edition
Spacing Factor is 1 unless specified otherwise

LETTER POSITIONS

Letter spacings are to start of next letter

| Series/Size | Text Length |
|-------------|-------------|
| E 2000 | 71.9 |
| E 2000 | 59.9 |
| EM 2000 | 134.7 |
| E 2000 | 70.1 |

FILENAME: U-4405 Sign Designs
NORTH CAROLINA D.O.T. SIGN DETAIL

SIGN NUMBER: 1

TYPE: A
QUANTITY: 1

BACKG COLOR: Green
COPY COLOR: White

| SYMBOL | X | Y | WID | HT |
|-----------|-------|------|------|----|
| M1_4 | 54.8 | 77.5 | 45 | 36 |
| AR_Type A | 15.6 | 10 | 22.2 | 35 |
| AR_Type A | 172.9 | 10 | 22.2 | 35 |

SIGN WIDTH: 18'-0"
HEIGHT: 11'-6"
TOTAL AREA: 207.0 Sq.Ft.

BORDER TYPE: FLUSH
RECESS: 0"
WIDTH: 2"
RADIUS: 12"

MAT'L: 0.125" (3.2 mm) ALUMINUM

No. Z BARS: 3
LENGTH: 208.0

NOTES:
1. Legend and border shall be direct applied, Grade "A" sheeting (except those that are colored black).
2. Background shall be Grade "C" reflective sheeting.
3. Shields and Type "A", "B", and "C" Arrows shall be demountable and made from 0.032" (0.8mm) aluminum.

PROJECT ID: U-4405
DESIGN BY: James Hambricht
LOCATION: Overhead Assembly "A" - All American Freeway SB @ -AA- Sta. 66+27.1-RPB- Sta.12+74
CHECKED BY: Name
DIVISION: 6
DATE: Jan 02, 2018

Panel Style: Standard 16 Inch.ssi
M.U.T.C.D.: 2009 Edition
Spacing Factor is 1 unless specified otherwise

LETTER POSITIONS

Letter spacings are to start of next letter

| Series/Size | Text Length |
|-------------|-------------|
| E 2000 | 71.9 |
| E 2000 | 59.8 |
| EM 2000 | 134.7 |

FILENAME: U-4405 Sign Designs
NORTH CAROLINA D.O.T. SIGN DETAIL

SIGN NUMBER: 4

TYPE: A
QUANTITY: 1

BACKG COLOR: Green
COPY COLOR: White

| SYMBOL | X | Y | WID | HT |
|--------|------|-------|-----|------|
| M1_4 | 75.2 | 101.3 | 30 | 24 |
| ARDOWN | 97 | 6.2 | 22 | 15.1 |

SIGN WIDTH: 18'-0"
HEIGHT: 11'-0"
TOTAL AREA: 198.0 Sq.Ft.

BORDER TYPE: FLUSH
RECESS: 0"
WIDTH: 2"
RADIUS: 12"

MAT'L: 0.125" (3.2 mm) ALUMINUM

No. Z BARS: 3
LENGTH: 208.0

NOTES:
1. Legend and border shall be direct applied, Grade "A" sheeting (except those that are colored black).
2. Background shall be Grade "C" reflective sheeting.
3. Shields and Type "A", "B", and "C" Arrows shall be demountable and made from 0.032" (0.8mm) aluminum.

PROJECT ID: U-4405
DESIGN BY: James Hambricht
LOCATION: Existing Overhead Assembly - US 401 NB @ -L- Sta. 133+60+/-
CHECKED BY: Name
DIVISION: 6
DATE: Oct 20, 2017

Panel Style: Standard 13.33 Inch.ssi
M.U.T.C.D.: 2009 Edition
Spacing Factor is 1 unless specified otherwise

LETTER POSITIONS

Letter spacings are to start of next letter

| Series/Size | Text Length |
|-------------|-------------|
| E 2000 | 40 |
| EM 2000 | 188.7 |
| EM 2000 | 112.1 |
| EM 2000 | 99.9 |

FILENAME: U-4405 Sign Designs
NORTH CAROLINA D.O.T. SIGN DETAIL

SIGN NUMBER: 3

TYPE: A
QUANTITY: 1

BACKG COLOR: Green
COPY COLOR: White

| SYMBOL | X | Y | WID | HT |
|--------|-------|------|-----|------|
| M1_4 | 16.5 | 28.4 | 30 | 24 |
| M1_1 | 111.3 | 28.4 | 24 | 24 |
| ARDOWN | 9.5 | 5.8 | 22 | 15.1 |
| ARDOWN | 124.5 | 5.8 | 22 | 15.1 |

SIGN WIDTH: 13'-0"
HEIGHT: 6'-6"
TOTAL AREA: 84.5 Sq.Ft.

BORDER TYPE: FLUSH
RECESS: 0"
WIDTH: 1.5"
RADIUS: 9"

MAT'L: 0.125" (3.2 mm) ALUMINUM

No. Z BARS: 2
LENGTH: 148.0

NOTES:
1. Legend and border shall be direct applied, Grade "A" sheeting (except those that are colored black).
2. Background shall be Grade "C" reflective sheeting.
3. Shields and Type "A", "B", and "C" Arrows shall be demountable and made from 0.032" (0.8mm) aluminum.

PROJECT ID: U-4405
DESIGN BY: James Hambricht
LOCATION: Existing Overhead Assembly - US 401 NB @ -L- Sta. 133+60+/-
CHECKED BY: Name
DIVISION: 6
DATE: Jul 31, 2017

Panel Style: Standard 13.33 Inch.ssi
M.U.T.C.D.: 2009 Edition
Spacing Factor is 1 unless specified otherwise

LETTER POSITIONS

Letter spacings are to start of next letter

| Series/Size | Text Length |
|-------------|-------------|
| E 2000 | 71.9 |
| E 2000 | 17.3 |
| E 2000 | 40 |

FILENAME: U-4405 Sign Designs
NORTH CAROLINA D.O.T. SIGN DETAIL

4/19/2018 UsTraffic\Signing\CADD\Signing\Sign Designs\Sign Design Plan Sheets.dgn jhambricht

| | |
|--|-----------|
| TIP NO. | SHEET NO. |
| U-4405 | SIGN-4D |
| APPROVED: <i>Betsy L. Watson</i> | |
| DATE: 4/19/2018 | |
| | |
| DOCUMENT NOT CONSIDERED FINAL UNLESS ALL SIGNATURES COMPLETED | |
| | |

SIGN NUMBER: 101

TYPE: A
QUANTITY: 1

BACKG COLOR: Green
COPY COLOR: White

| SYMBOL | X | Y | WID | HT |
|--------|------|------|-----|----|
| M1_4 | 46.5 | 52.7 | 45 | 36 |

SIGN WIDTH: 11'-6"
HEIGHT: 9'-6"
TOTAL AREA: 109.3 Sq.Ft.

BORDER TYPE: FLUSH
RECESS: 0"
WIDTH: 2"
RADII: 12"

MAT'L: 0.125" (3.2 mm) ALUMINUM

No. Z BARS: 3
LENGTH: 130.0

NOTES:

- Legend and border shall be direct applied, Grade "C" sheeting (except those that are colored black).
- Background shall be Grade "C" reflective sheeting.
- Shields and Type "A", "B", and "C" Arrows shall be demountable and made from 0.032" (0.8mm) aluminum.

PROJECT ID: U-4405
DESIGN BY: James Hambright
LOCATION: All American Freeway SB @ -AA- Sta.92+67 (LT)

CHECKED BY: Name
DIVISION: 6
DATE: Jan 02, 2018

Panel Style: Standard 13.33 Inch.ssi
M.U.T.C.D.: 2009 Edition
Spacing Factor is 1 unless specified otherwise

LETTER POSITIONS

Letter spacings are to start of next letter

| | B | U | S | I | N | E | S | S | | | | | | | | | | | | Series/Size Text Length |
|--|------|------|------|------|-----|------|-----|-----|------|------|-----|------|-----|------|--|--|--|--|--|----------------------------|
| | 33.1 | 10.1 | 10.1 | 10.1 | 4.4 | 10.7 | 8.9 | 9.5 | 8.1 | 33.1 | | | | | | | | | | E 2000 71.9 |
| | | R | o | e | f | o | r | d | | R | d | | | | | | | | | EM 2000 112.2 |
| | 12.9 | 13.2 | 12.9 | 11.6 | 8.5 | 13.2 | 8.7 | 8.8 | 13.3 | 13.2 | 8.8 | 12.9 | | | | | | | | E 2000 87.1 |
| | | N | E | X | T | 2 | | E | X | I | T | S | | | | | | | | |
| | 25.5 | 8.6 | 7.1 | 7.8 | 6 | 8 | 9.7 | 8 | 7.1 | 8.6 | 2.8 | 6.9 | 6.5 | 25.5 | | | | | | |

FILENAME: U-4405 Sign Designs

NORTH CAROLINA D.O.T. SIGN DETAIL

SIGN NUMBER: 102

TYPE: A
QUANTITY: 1

BACKG COLOR: Green
COPY COLOR: White

| SYMBOL | X | Y | WID | HT |
|-----------|------|------|------|----|
| M1_4 | 30.1 | 77.5 | 45 | 36 |
| AR_Type A | 70.2 | 10 | 22.2 | 35 |

SIGN WIDTH: 14'-0"
HEIGHT: 11'-6"
TOTAL AREA: 161.0 Sq.Ft.

BORDER TYPE: FLUSH
RECESS: 0"
WIDTH: 2"
RADII: 12"

MAT'L: 0.125" (3.2 mm) ALUMINUM

No. Z BARS: 3
LENGTH: 160.0

NOTES:

- Legend and border shall be direct applied, Grade "C" sheeting (except those that are colored black).
- Background shall be Grade "C" reflective sheeting.
- Shields and Type "A", "B", and "C" Arrows shall be demountable and made from 0.032" (0.8mm) aluminum.

PROJECT ID: U-4405
DESIGN BY: James Hambright
LOCATION: All American Freeway SB @ -AA- Sta.42+13 (LT)

CHECKED BY: Name
DIVISION: 6
DATE: Jan 02, 2018

Panel Style: Standard 16 Inch.ssi
M.U.T.C.D.: 2009 Edition
Spacing Factor is 1 unless specified otherwise

LETTER POSITIONS

Letter spacings are to start of next letter

| | B | U | S | I | N | E | S | S | | | | | | | | | | | | Series/Size Text Length |
|--|------|------|------|------|------|------|------|------|-----|------|------|------|--|--|--|--|--|--|--|----------------------------|
| | 16.6 | 10.1 | 10.1 | 10.1 | 4.4 | 10.7 | 8.9 | 9.5 | 8.1 | 79.5 | | | | | | | | | | E 2000 71.9 |
| | | N | O | R | T | H | | | | | | | | | | | | | | E 2000 59.9 |
| | 90.1 | 12.2 | 3.1 | 12.8 | 11 | 11 | 9.7 | 18 | | | | | | | | | | | | EM 2000 134.7 |
| | | R | o | e | f | o | r | d | | R | d | | | | | | | | | |
| | 16.6 | 15.8 | 15.5 | 13.9 | 10.2 | 15.8 | 10.4 | 10.6 | 16 | 15.8 | 10.6 | 16.6 | | | | | | | | |

FILENAME: U-4405 Sign Designs

NORTH CAROLINA D.O.T. SIGN DETAIL

SIGN NUMBER: 201, 202

TYPE: A
QUANTITY: 2

BACKG COLOR: Green
COPY COLOR: White

| SYMBOL | X | Y | WID | HT |
|-----------|------|---|------|------|
| AR_Type A | 24.5 | 6 | 18.3 | 29.3 |

SIGN WIDTH: 6'-0"
HEIGHT: 5'-0"
TOTAL AREA: 30.0 Sq.Ft.

BORDER TYPE: FLUSH
RECESS: 0"
WIDTH: 1.5"
RADII: 6"

MAT'L: 0.125" (3.2 mm) ALUMINUM

No. Z BARS: 2
LENGTH: 64.0

NOTES:

- Legend and border shall be direct applied, Grade "C" sheeting (except those that are colored black).
- Background shall be Grade "C" reflective sheeting.
- Shields and Type "A", "B", and "C" Arrows shall be demountable and made from 0.032" (0.8mm) aluminum.

PROJECT ID: U-4405
DESIGN BY: James Hambright
LOCATION: All American Freeway SB @ -AA-Sta.61+55(LT)/-RPB-Sta.17+36(LT) All American Freeway SB @ -AA-Sta.40+11(LT)

CHECKED BY: Name
DIVISION: 6
DATE: Jan 02, 2018

Panel Style: Exit Gore Freeway.ssi
M.U.T.C.D.: 2009 Edition
Spacing Factor is 1 unless specified otherwise

LETTER POSITIONS

Letter spacings are to start of next letter

| | E | X | I | T | | | | | | | | | | | | | | | | Series/Size Text Length |
|--|----|------|------|-----|---|----|--|--|--|--|--|--|--|--|--|--|--|--|--|----------------------------|
| | 14 | 12.7 | 15.7 | 6.7 | 9 | 14 | | | | | | | | | | | | | | E 2000 44.1 |

FILENAME: U-4405 Sign Designs

NORTH CAROLINA D.O.T. SIGN DETAIL

4/19/2018 Us:\Traffic\Signing\CADD\Signing\Sign Designs\Sign Design Plan Sheets.dgn jhambright

SIGN DESIGNS

| | |
|--|-----------------------------|
| TIP NO. U-4405 | SHEET NO. SIGN-4E |
| APPROVED: <i>Betsy L. Watson</i> DATE: 4/19/2018 | |
| | |
| DOCUMENT NOT CONSIDERED FINAL UNLESS ALL SIGNATURES COMPLETED | |



SIGN NUMBER: 301,303 PROJECT ID: U-4405 CHECKED BY: Name DIVISION: 6
 DESIGN BY: James Hambricht DATE: Aug 04, 2017
 LOCATION: Sign Location

TYPE: D BACKG COLOR: Green
 QUANTITY: 2 COPY COLOR: White

| SYMBOL | X | Y | WID | HT |
|-----------|------|---|-----|----|
| AR_Type D | 50.8 | 6 | 6 | 9 |

SIGN WIDTH: 5'-6"
 HEIGHT: 1'-6"
 TOTAL AREA: 8.3 Sq.Ft.

BORDER TYPE: FLUSH
 RECESS: 0"
 WIDTH: 0.75"
 RADII: 3"

MAT'L: 0.125" (3.2 mm) ALUMINUM

No. Z BARS:
 LENGTH:

NOTES:
 1. Legend and border shall be direct applied, Grade "C" sheeting (except those that are colored black).
 2. Background shall be Grade "C" reflective sheeting.

Panel Style: Standard 6 Inch_D.ssi
 M.U.T.C.D.: 2009 Edition

Spacing Factor is 1 unless specified otherwise

LETTER POSITIONS

| Letter spacings are to start of next letter | | | | | | | | | | | | Series/Size |
|---|--|--|--|--|--|--|--|--|--|--|--|-------------|
| | | | | | | | | | | | | Text Length |
| | | | | | | | | | | | | D 2000 |
| | | | | | | | | | | | | 38.6 |

FILENAME: U-4405 Sign Designs NORTH CAROLINA D.O.T. SIGN DETAIL

SIGN NUMBER: 302,304 PROJECT ID: U-4405 CHECKED BY: Name DIVISION: 6
 DESIGN BY: James Hambricht DATE: Jan 02, 2018
 LOCATION: US 401 Business Southbound

TYPE: D BACKG COLOR: Green / Green
 QUANTITY: 2 COPY COLOR: White

| SYMBOL | X | Y | WID | HT |
|-----------|-----|----|-----|----|
| AR_Type D | 6.2 | 17 | 6 | 9 |
| AR_Type D | 6.2 | 4 | 6 | 9 |

SIGN WIDTH: 5'-6"
 HEIGHT: 2'-6"
 TOTAL AREA: 13.8 Sq.Ft.

BORDER TYPE: FLUSH
 RECESS: 0"
 WIDTH: 0.75"
 RADII: 3"

MAT'L: 0.125" (3.2 mm) ALUMINUM

No. Z BARS:
 LENGTH:

NOTES:
 1. Legend and border shall be direct applied, Grade "C" sheeting (except those that are colored black).
 2. Background shall be Grade "C" reflective sheeting.

Panel Style: Standard 6 Inch_D-jbh.ssi
 M.U.T.C.D.: 2009 Edition

Spacing Factor is 1 unless specified otherwise

LETTER POSITIONS

| Letter spacings are to start of next letter | | | | | | | | | | | | Series/Size |
|---|--|--|--|--|--|--|--|--|--|--|--|-------------|
| | | | | | | | | | | | | Text Length |
| | | | | | | | | | | | | D 2000 |
| | | | | | | | | | | | | 26.6 |
| | | | | | | | | | | | | D 2000 |
| | | | | | | | | | | | | 38.6 |

FILENAME: U-4405 Sign Designs NORTH CAROLINA D.O.T. SIGN DETAIL

SIGN NUMBER: 305 PROJECT ID: ID/TIP No. CHECKED BY: Name DIVISION: No.
 DESIGN BY: James Hambricht DATE: Aug 04, 2017
 LOCATION: Sign Location

TYPE: D BACKG COLOR: Green
 QUANTITY: 1 COPY COLOR: White

| SYMBOL | X | Y | WID | HT |
|-----------|------|---|-----|----|
| AR_Type D | 38.8 | 6 | 6 | 9 |

SIGN WIDTH: 4'-6"
 HEIGHT: 1'-6"
 TOTAL AREA: 6.8 Sq.Ft.

BORDER TYPE: FLUSH
 RECESS: 0"
 WIDTH: 0.75"
 RADII: 3"

MAT'L: 0.125" (3.2 mm) ALUMINUM

No. Z BARS:
 LENGTH:

NOTES:
 1. Legend and border shall be direct applied, Grade "C" sheeting (except those that are colored black).
 2. Background shall be Grade "C" reflective sheeting.

Panel Style: Standard 6 Inch_D.ssi
 M.U.T.C.D.: 2009 Edition

Spacing Factor is 1 unless specified otherwise

LETTER POSITIONS

| Letter spacings are to start of next letter | | | | | | | | | | | | Series/Size |
|---|--|--|--|--|--|--|--|--|--|--|--|-------------|
| | | | | | | | | | | | | Text Length |
| | | | | | | | | | | | | D 2000 |
| | | | | | | | | | | | | 26.6 |

FILENAME: U-4405 Sign Designs NORTH CAROLINA D.O.T. SIGN DETAIL

SIGN NUMBER: 306 PROJECT ID: U-4405 CHECKED BY: Name DIVISION: 6
 DESIGN BY: James Hambricht DATE: Aug 04, 2017
 LOCATION: US 401 Business Northbound

TYPE: D BACKG COLOR: Green
 QUANTITY: 1 COPY COLOR: White

| SYMBOL | X | Y | WID | HT |
|-----------|-----|----|-----|----|
| AR_Type D | 5.4 | 12 | 6 | 9 |

SIGN WIDTH: 5'-6"
 HEIGHT: 2'-6"
 TOTAL AREA: 13.8 Sq.Ft.

BORDER TYPE: FLUSH
 RECESS: 0"
 WIDTH: 0.75"
 RADII: 3"

MAT'L: 0.125" (3.2 mm) ALUMINUM

No. Z BARS:
 LENGTH:

NOTES:
 1. Legend and border shall be direct applied, Grade "C" sheeting (except those that are colored black).
 2. Background shall be Grade "C" reflective sheeting.

Panel Style: Standard 6 Inch_D.ssi
 M.U.T.C.D.: 2009 Edition

Spacing Factor is 1 unless specified otherwise

LETTER POSITIONS

| Letter spacings are to start of next letter | | | | | | | | | | | | Series/Size |
|---|--|--|--|--|--|--|--|--|--|--|--|-------------|
| | | | | | | | | | | | | Text Length |
| | | | | | | | | | | | | D 2000 |
| | | | | | | | | | | | | 39.9 |
| | | | | | | | | | | | | D 2000 |
| | | | | | | | | | | | | 38.3 |

FILENAME: U-4405 Sign Designs NORTH CAROLINA D.O.T. SIGN DETAIL

4/9/2018 UsTraffic\Signing\CADD\Signing\Sign Designs\Sign Sheets.dgn jhambricht

| | |
|--|-----------|
| TIP NO. | SHEET NO. |
| U-4405 | SIGN-4F |
| APPROVED: <i>Patsy L. Watson</i> | |
| DATE: 4/19/2018 | |
| | |
| DOCUMENT NOT CONSIDERED FINAL UNLESS ALL SIGNATURES COMPLETED | |
| | |

SIGN NUMBER: 307

TYPE: D
QUANTITY: 1

BACKG COLOR: Green
COPY COLOR: White

| SYMBOL | X | Y | WID | HT |
|-----------|------|----|-----|----|
| AR_Type D | 51.2 | 12 | 6 | 9 |

SIGN WIDTH: 5'-6"
HEIGHT: 2'-6"
TOTAL AREA: 13.8 Sq.Ft.

BORDER TYPE: FLUSH
RECESS: 0"
WIDTH: 0.75"
RADII: 3"

MAT'L: 0.125" (3.2 mm) ALUMINUM

No. Z BARS:
LENGTH:

NOTES:
1. Legend and border shall be direct applied, Grade "C" sheeting (except those that are colored black).
2. Background shall be Grade "C" reflective sheeting.

PROJECT ID: U-4405
DESIGN BY: James Hambricht
LOCATION: US 401 Business Southbound
CHECKED BY: Name
DIVISION: 6
DATE: Aug 04, 2017

Panel Style: Standard 6 Inch_D.ssi
M.U.T.C.D.: 2009 Edition

Spacing Factor is 1 unless specified otherwise

LETTER POSITIONS

Letter spacings are to start of next letter

| Series/Size | Text Length |
|-------------|-------------|
| D 2000 | 39.9 |
| D 2000 | 38.3 |

FILENAME: U-4405 Sign Designs

NORTH CAROLINA D.O.T. SIGN DETAIL

SIGN NUMBER: 308

TYPE: E
QUANTITY: 1

BACKG COLOR: White
COPY COLOR: Black

| SYMBOL | X | Y | WID | HT |
|--------|---|---|-----|----|
| | | | | |

SIGN WIDTH: 2'-0"
HEIGHT: 1'-0"
TOTAL AREA: 2.0 Sq.Ft.

BORDER TYPE: RECESSED
RECESS: 0.38"
WIDTH: 0.63"
RADII: 1.13"

MAT'L: 0.063" (1.6 mm) ALUMINUM

No. Z BARS:
LENGTH:

NOTES:
1. Legend and border shall be silk screened opaque black ink.
2. Background shall be Grade "C" reflective sheeting.

PROJECT ID: U-4405
DESIGN BY: James Hambricht
LOCATION: SEE SHEET SIGN-3B
CHECKED BY:
DIVISION: 6
DATE: Oct 27, 2017

Panel Style: regulatory.ssi
M.U.T.C.D.: 2009 Edition

Spacing Factor is 1 unless specified otherwise

LETTER POSITIONS

Letter spacings are to start of next letter

| Series/Size | Text Length |
|-------------|-------------|
| D 2000 | 19.6 |

FILENAME: U-4405 Sign Designs

NORTH CAROLINA D.O.T. SIGN DETAIL

SIGN NUMBER: 309

TYPE: E
QUANTITY: 2

BACKG COLOR: White
COPY COLOR: Black

| SYMBOL | X | Y | WID | HT |
|--------|---|---|-----|----|
| | | | | |

SIGN WIDTH: 3'-0"
HEIGHT: 2'-6"
TOTAL AREA: 7.5 Sq.Ft.

BORDER TYPE: RECESSED
RECESS: 0.38"
WIDTH: 0.63"
RADII: 1.13"

MAT'L: 0.080" (2.0 mm) ALUMINUM

No. Z BARS:
LENGTH:

NOTES:
1. Legend and border shall be silk screened opaque black ink.
2. Background shall be Grade "C" reflective sheeting.

PROJECT ID: U-4405
DESIGN BY: James Hambricht
LOCATION: SEE SHEET SIGN-3B
CHECKED BY:
DIVISION: 6
DATE: Oct 30, 2017

Panel Style: regulatory.ssi
M.U.T.C.D.: 2009 Edition

Spacing Factor is 1 unless specified otherwise

LETTER POSITIONS

Letter spacings are to start of next letter

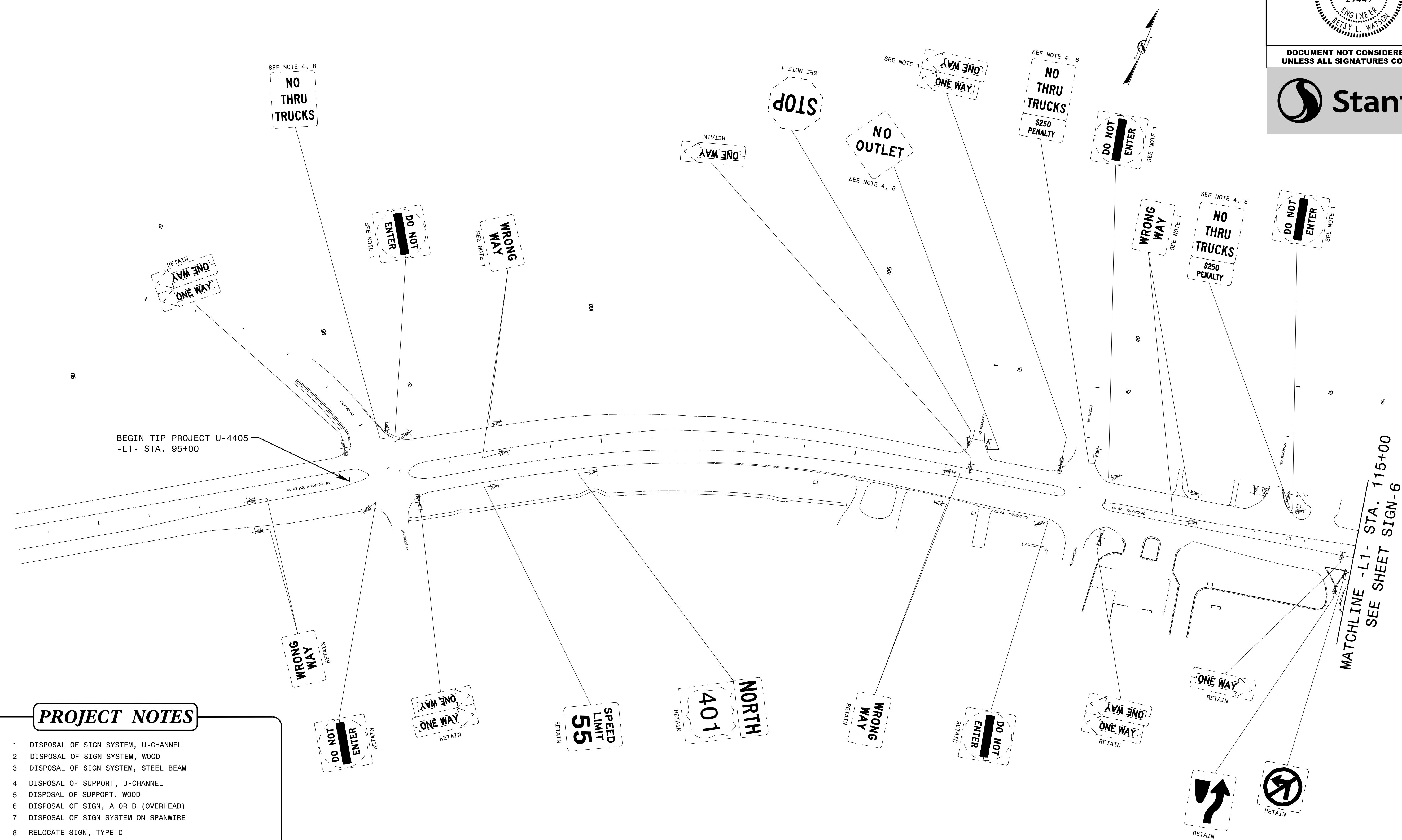
| Series/Size | Text Length |
|-------------|-------------|
| C 2000 | 29.4 |
| C 2000 | 13.9 |
| C 2000 | 27 |

FILENAME: U-4405 Sign Designs

NORTH CAROLINA D.O.T. SIGN DETAIL

4/19/2018 UsTraffic\Signing\CADD\Signing\Sign Designs\Sign Design Plan Sheets.dgn Hambricht

| | |
|--|---------------------|
| TIP NO. U-4405 | SHEET NO. SIGN-5 |
| APPROVED: <i>Petsy L. Watson</i> 35E7B84F8743F... | |
| DATE: 4/19/2018 | |
| SEAL | |
| | |
| DOCUMENT NOT CONSIDERED FINAL UNLESS ALL SIGNATURES COMPLETED | |



- PROJECT NOTES**
- DISPOSAL OF SIGN SYSTEM, U-CHANNEL
 - DISPOSAL OF SIGN SYSTEM, WOOD
 - DISPOSAL OF SIGN SYSTEM, STEEL BEAM
 - DISPOSAL OF SUPPORT, U-CHANNEL
 - DISPOSAL OF SUPPORT, WOOD
 - DISPOSAL OF SIGN, A OR B (OVERHEAD)
 - DISPOSAL OF SIGN SYSTEM ON SPANWIRE
 - RELOCATE SIGN, TYPE D
 - SIGN ERECTION, TYPE A (OVERHEAD)
 - SIGN ERECTION, TYPE A (GROUND MOUNTED)
 - SIGN ERECTION, TYPE D, E, AND F
 - SIGN ERECTION, RELOCATE SIGN TYPE D

EXISTING SIGNING

4/19/2018 Us:\Traffic\Signing\CADD\Signing\Plan Sheets\Existing Signs\U-4405-EXISTING_SIGN-05.dgn jhambright

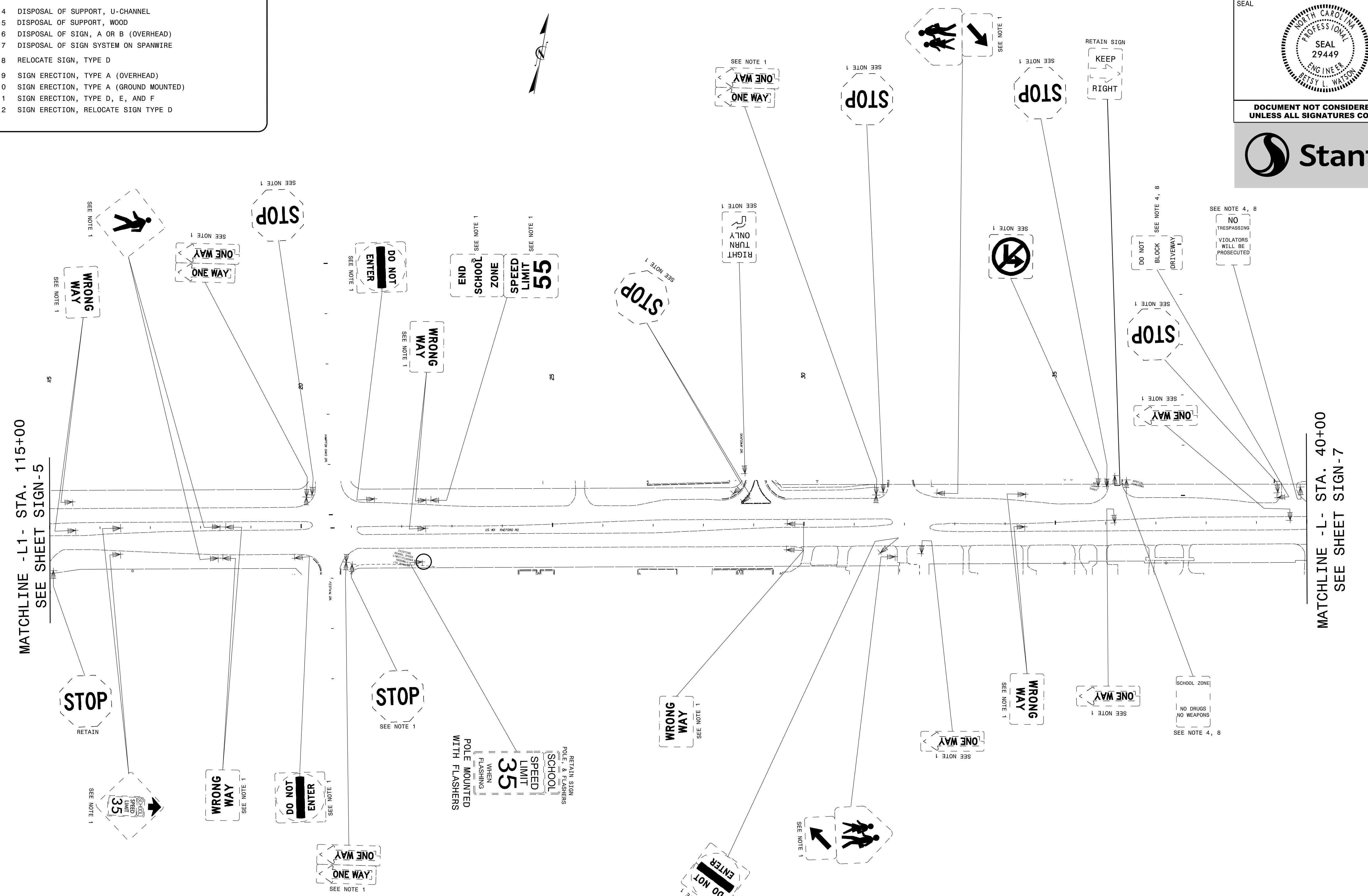
BEGIN TIP PROJECT U-4405
-L1- STA. 95+00

MATCHLINE -L1- STA. 115+00
SEE SHEET SIGN-6

| | |
|--|-----------|
| TIP NO. | SHEET NO. |
| U-4405 | SIGN-6 |
| APPROVED: <i>Betsy L. Watson</i> 4/19/2018 | |
| SEAL | |
| | |
| DOCUMENT NOT CONSIDERED FINAL UNLESS ALL SIGNATURES COMPLETED | |

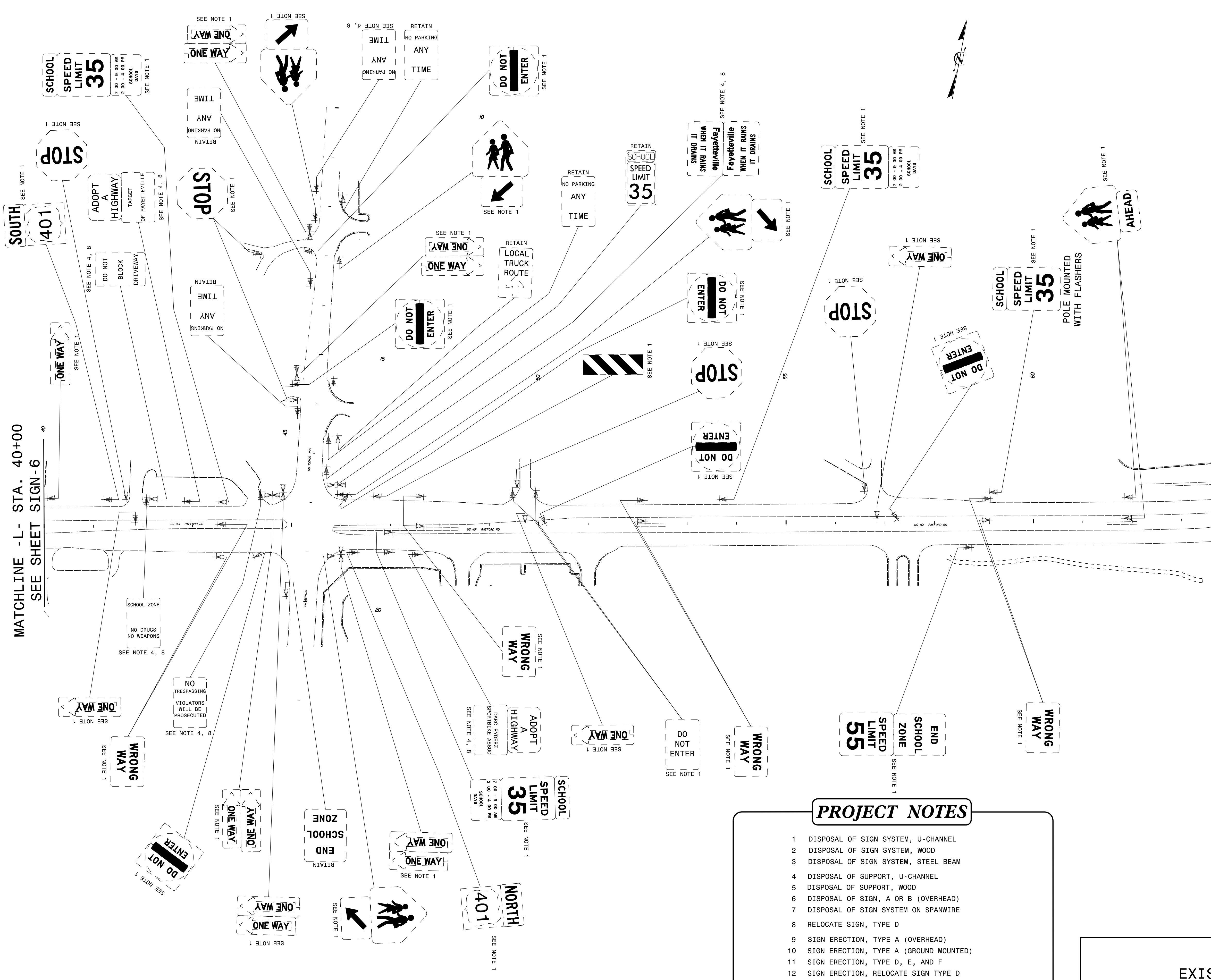


- PROJECT NOTES**
- DISPOSAL OF SIGN SYSTEM, U-CHANNEL
 - DISPOSAL OF SIGN SYSTEM, WOOD
 - DISPOSAL OF SIGN SYSTEM, STEEL BEAM
 - DISPOSAL OF SUPPORT, U-CHANNEL
 - DISPOSAL OF SUPPORT, WOOD
 - DISPOSAL OF SIGN, A OR B (OVERHEAD)
 - DISPOSAL OF SIGN SYSTEM ON SPANWIRE
 - RELOCATE SIGN, TYPE D
 - SIGN ERECTION, TYPE A (OVERHEAD)
 - SIGN ERECTION, TYPE A (GROUND MOUNTED)
 - SIGN ERECTION, TYPE D, E, AND F
 - SIGN ERECTION, RELOCATE SIGN TYPE D



4/19/2018
 Us:\Traffic\Signing\CADD\Signing\Plan Sheets\Existing Signs\U-4405\EXISTING_SIGN_06.dgn
 Inambari



| | |
|--|-----------|
| TIP NO. | SHEET NO. |
| U-4405 | SIGN-7 |
| APPROVED: <i>Betsy L. Watson</i> | |
| DATE: 4/19/2018 | |
| SEAL | |
| | |
| DOCUMENT NOT CONSIDERED FINAL UNLESS ALL SIGNATURES COMPLETED | |

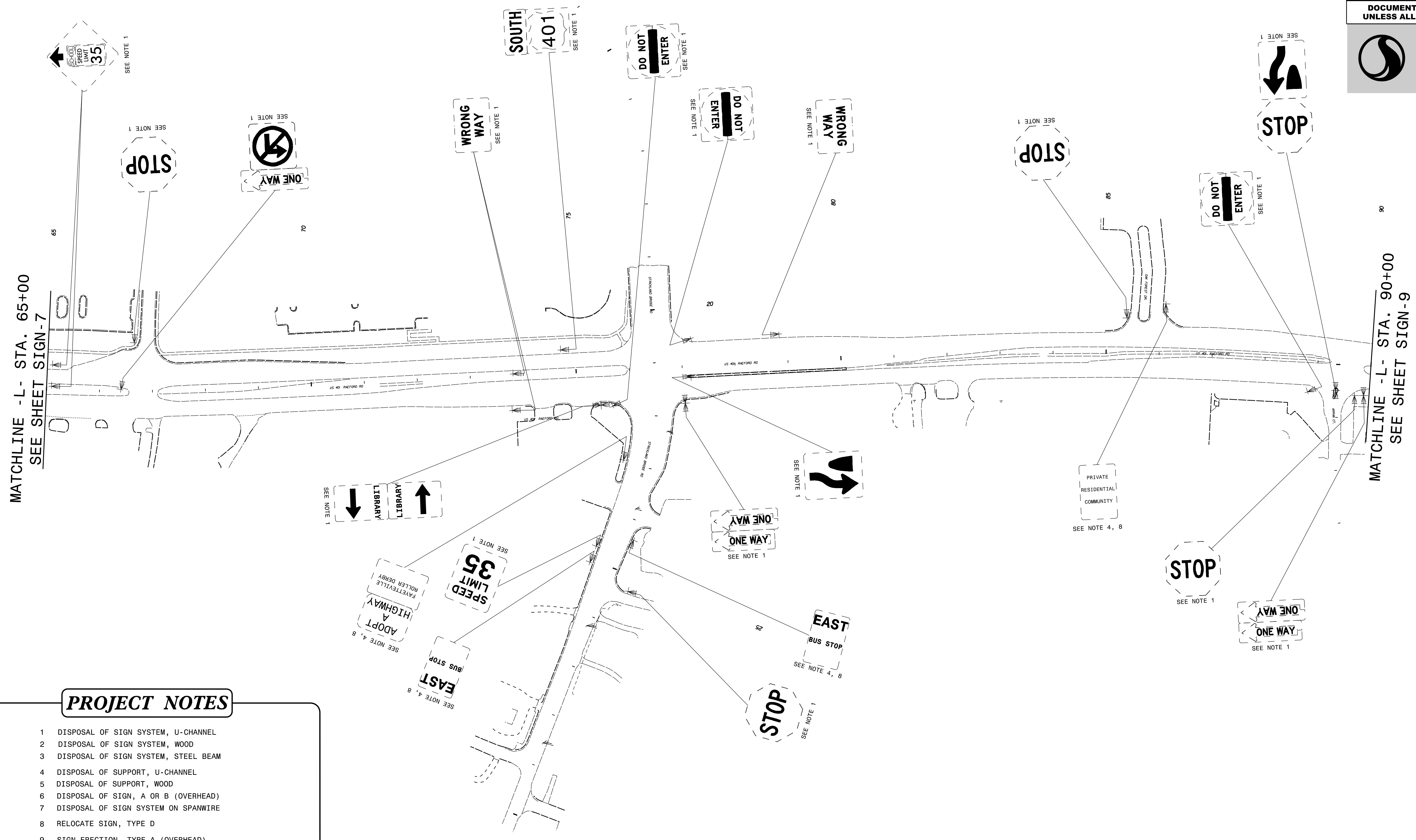


- PROJECT NOTES**
- DISPOSAL OF SIGN SYSTEM, U-CHANNEL
 - DISPOSAL OF SIGN SYSTEM, WOOD
 - DISPOSAL OF SIGN SYSTEM, STEEL BEAM
 - DISPOSAL OF SUPPORT, U-CHANNEL
 - DISPOSAL OF SUPPORT, WOOD
 - DISPOSAL OF SIGN, A OR B (OVERHEAD)
 - DISPOSAL OF SIGN SYSTEM ON SPANWIRE
 - RELOCATE SIGN, TYPE D
 - SIGN ERECTION, TYPE A (OVERHEAD)
 - SIGN ERECTION, TYPE A (GROUND MOUNTED)
 - SIGN ERECTION, TYPE D, E, AND F
 - SIGN ERECTION, RELOCATE SIGN TYPE D

EXISTING SIGNING

4/19/2018
Us:\Traffic\Signing\CADD\Signing\Plan Sheets\Existing Signs\U-4405_EXISTING_SIGN_07.dgn
Inambari


| | |
|---|---------------------|
| TIP NO. U-4405 | SHEET NO. SIGN-8 |
| APPROVED: <i>Petsy L. Watson</i> DATE: 4/19/2018 | |
| SEAL  | |
| DOCUMENT NOT CONSIDERED FINAL UNLESS ALL SIGNATURES COMPLETED | |
|  | |



- PROJECT NOTES**
- DISPOSAL OF SIGN SYSTEM, U-CHANNEL
 - DISPOSAL OF SIGN SYSTEM, WOOD
 - DISPOSAL OF SIGN SYSTEM, STEEL BEAM
 - DISPOSAL OF SUPPORT, U-CHANNEL
 - DISPOSAL OF SUPPORT, WOOD
 - DISPOSAL OF SIGN, A OR B (OVERHEAD)
 - DISPOSAL OF SIGN SYSTEM ON SPANWIRE
 - RELOCATE SIGN, TYPE D
 - SIGN ERECTION, TYPE A (OVERHEAD)
 - SIGN ERECTION, TYPE A (GROUND MOUNTED)
 - SIGN ERECTION, TYPE D, E, AND F
 - SIGN ERECTION, RELOCATE SIGN TYPE D

EXISTING SIGNING

4/19/2018
Us:\Traffic\Signing\CADD\Signing\Plan Sheets\Existing Signs\U-4405\EXISTING_SIGN_08.dgn
jhambricht

| | |
|---|---------------------|
| TIP NO. U-4405 | SHEET NO. SIGN-9 |
| APPROVED: <i>Betsy L. Watson</i> DATE: 4/19/2018 | |
| SEAL  | |
| DOCUMENT NOT CONSIDERED FINAL UNLESS ALL SIGNATURES COMPLETED | |

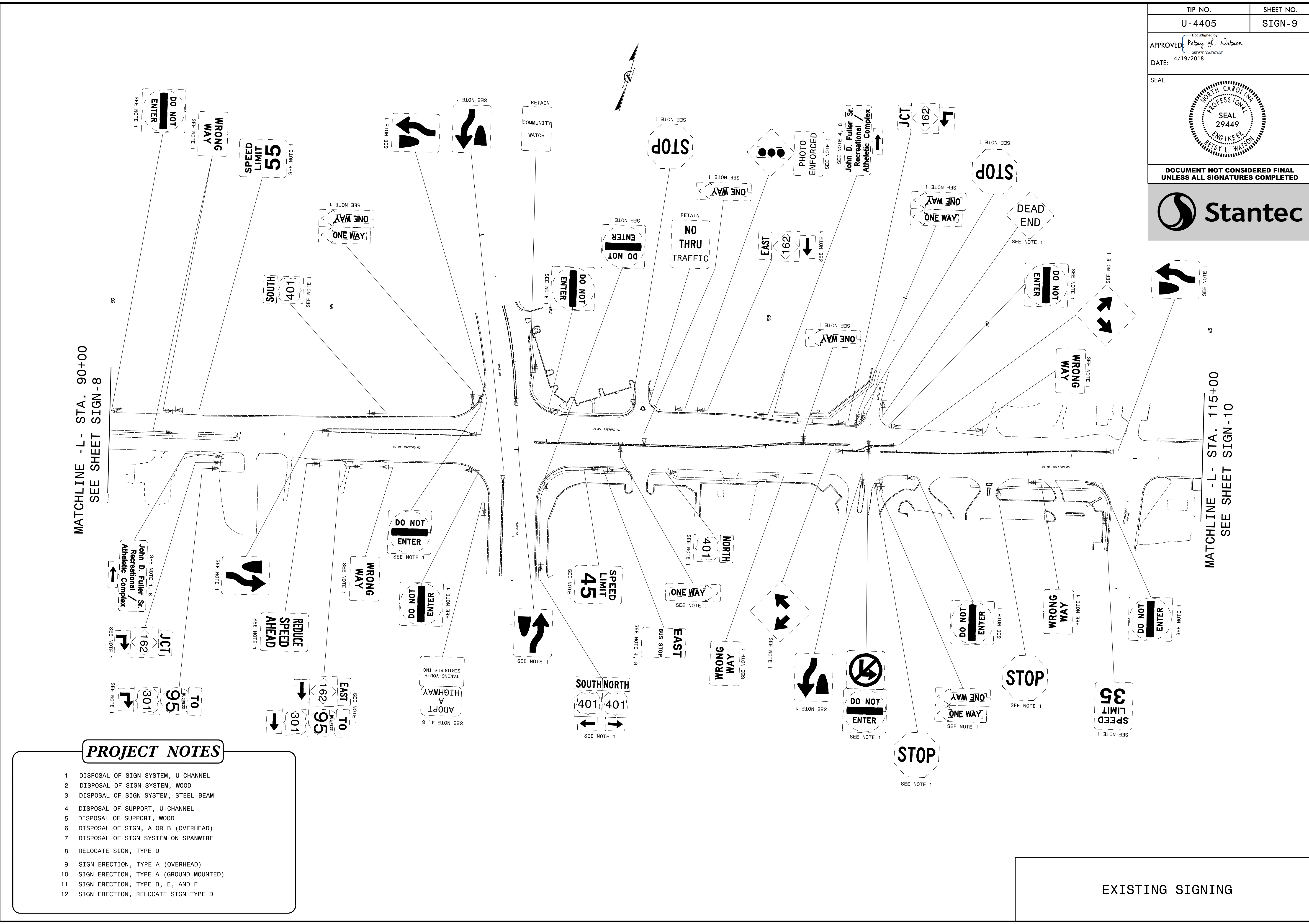


MATCHLINE -L- STA. 90+00
SEE SHEET SIGN-8

MATCHLINE -L- STA. 115+00
SEE SHEET SIGN-10

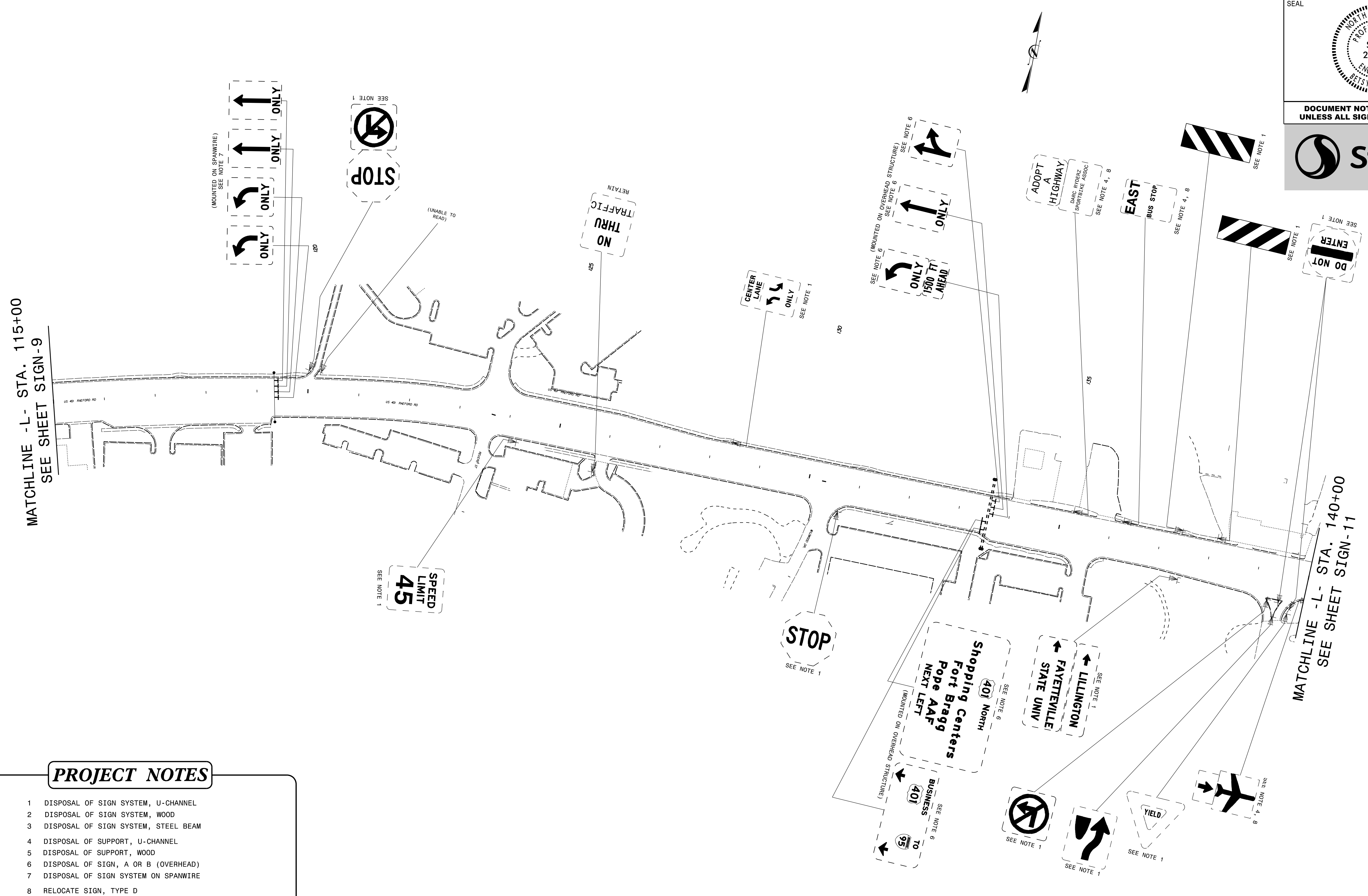
- PROJECT NOTES**
- DISPOSAL OF SIGN SYSTEM, U-CHANNEL
 - DISPOSAL OF SIGN SYSTEM, WOOD
 - DISPOSAL OF SIGN SYSTEM, STEEL BEAM
 - DISPOSAL OF SUPPORT, U-CHANNEL
 - DISPOSAL OF SUPPORT, WOOD
 - DISPOSAL OF SIGN, A OR B (OVERHEAD)
 - DISPOSAL OF SIGN SYSTEM ON SPANWIRE
 - RELOCATE SIGN, TYPE D
 - SIGN ERECTION, TYPE A (OVERHEAD)
 - SIGN ERECTION, TYPE A (GROUND MOUNTED)
 - SIGN ERECTION, TYPE D, E, AND F
 - SIGN ERECTION, RELOCATE SIGN TYPE D

EXISTING SIGNING



4/19/2018
Us:\Traffic\Signing\CADD\Signing\Plan Sheets\Existing Signs\U-4405\EXISTING_SIGN_09.dgn
jhambright

| | |
|--|-----------|
| TIP NO. | SHEET NO. |
| U-4405 | SIGN-10 |
| APPROVED: <i>Petsy L. Watson</i> 30E7B834F8743F... | |
| DATE: 4/19/2018 | |
| SEAL | |
| | |
| DOCUMENT NOT CONSIDERED FINAL UNLESS ALL SIGNATURES COMPLETED | |



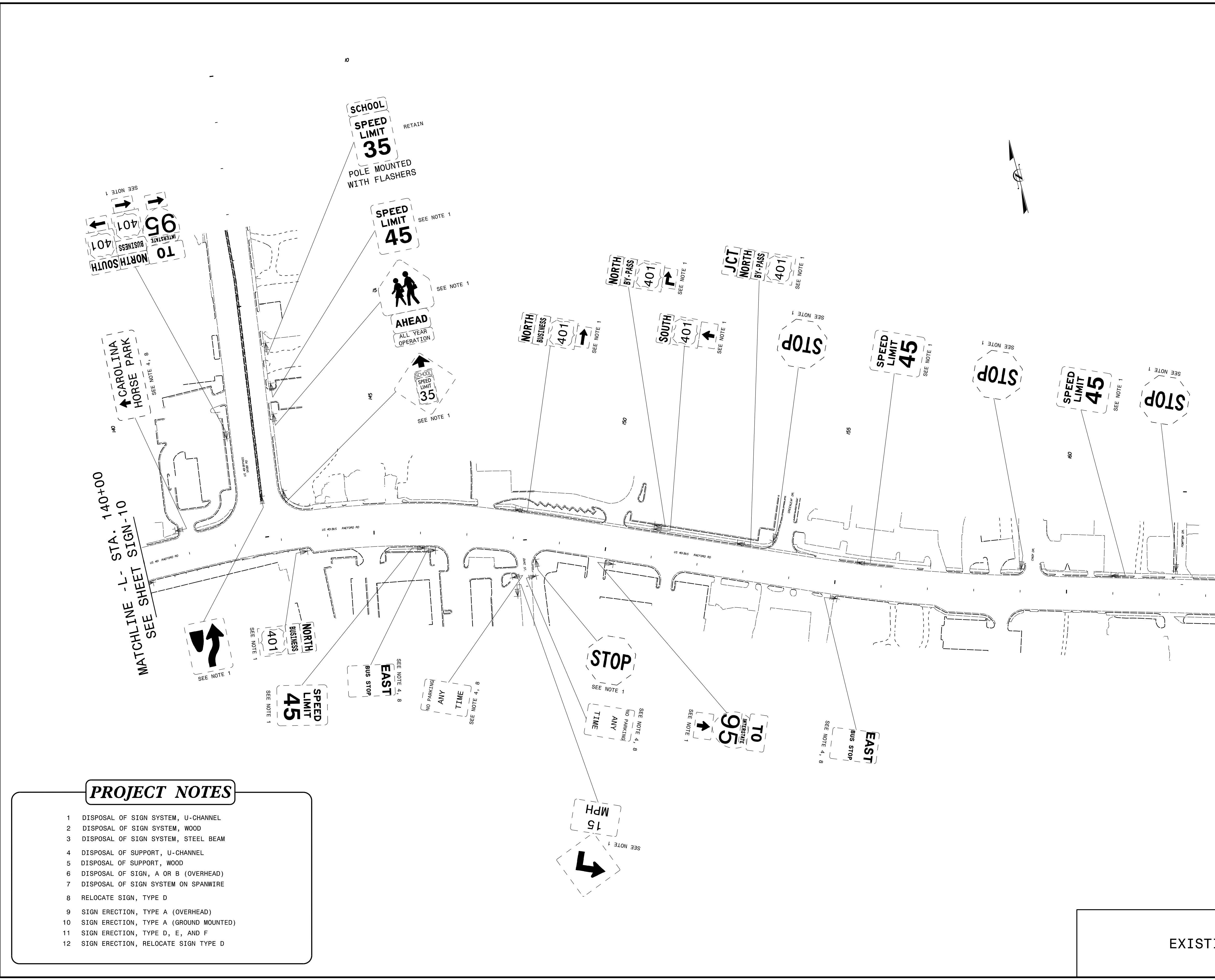
PROJECT NOTES

- 1 DISPOSAL OF SIGN SYSTEM, U-CHANNEL
- 2 DISPOSAL OF SIGN SYSTEM, WOOD
- 3 DISPOSAL OF SIGN SYSTEM, STEEL BEAM
- 4 DISPOSAL OF SUPPORT, U-CHANNEL
- 5 DISPOSAL OF SUPPORT, WOOD
- 6 DISPOSAL OF SIGN, A OR B (OVERHEAD)
- 7 DISPOSAL OF SIGN SYSTEM ON SPANWIRE
- 8 RELOCATE SIGN, TYPE D
- 9 SIGN ERECTION, TYPE A (OVERHEAD)
- 10 SIGN ERECTION, TYPE A (GROUND MOUNTED)
- 11 SIGN ERECTION, TYPE D, E, AND F
- 12 SIGN ERECTION, RELOCATE SIGN TYPE D

4/19/2018
Us:\Traffic\Signing\CADD\Signing\Plan Sheets\Existing Signs\U-4405\EXISTING_SIGN_10.dgn
jhambright

EXISTING SIGNING

| | |
|--|----------------------|
| TIP NO. U-4405 | SHEET NO. SIGN-11 |
| APPROVED: <i>Betsy L. Watson</i> DATE: 4/19/2018 | |
| | |
| DOCUMENT NOT CONSIDERED FINAL UNLESS ALL SIGNATURES COMPLETED | |
| | |



PROJECT NOTES



- 1 DISPOSAL OF SIGN SYSTEM, U-CHANNEL
- 2 DISPOSAL OF SIGN SYSTEM, WOOD
- 3 DISPOSAL OF SIGN SYSTEM, STEEL BEAM
- 4 DISPOSAL OF SUPPORT, U-CHANNEL
- 5 DISPOSAL OF SUPPORT, WOOD
- 6 DISPOSAL OF SIGN, A OR B (OVERHEAD)
- 7 DISPOSAL OF SIGN SYSTEM ON SPANWIRE
- 8 RELOCATE SIGN, TYPE D
- 9 SIGN ERECTION, TYPE A (OVERHEAD)
- 10 SIGN ERECTION, TYPE A (GROUND MOUNTED)
- 11 SIGN ERECTION, TYPE D, E, AND F
- 12 SIGN ERECTION, RELOCATE SIGN TYPE D

EXISTING SIGNING

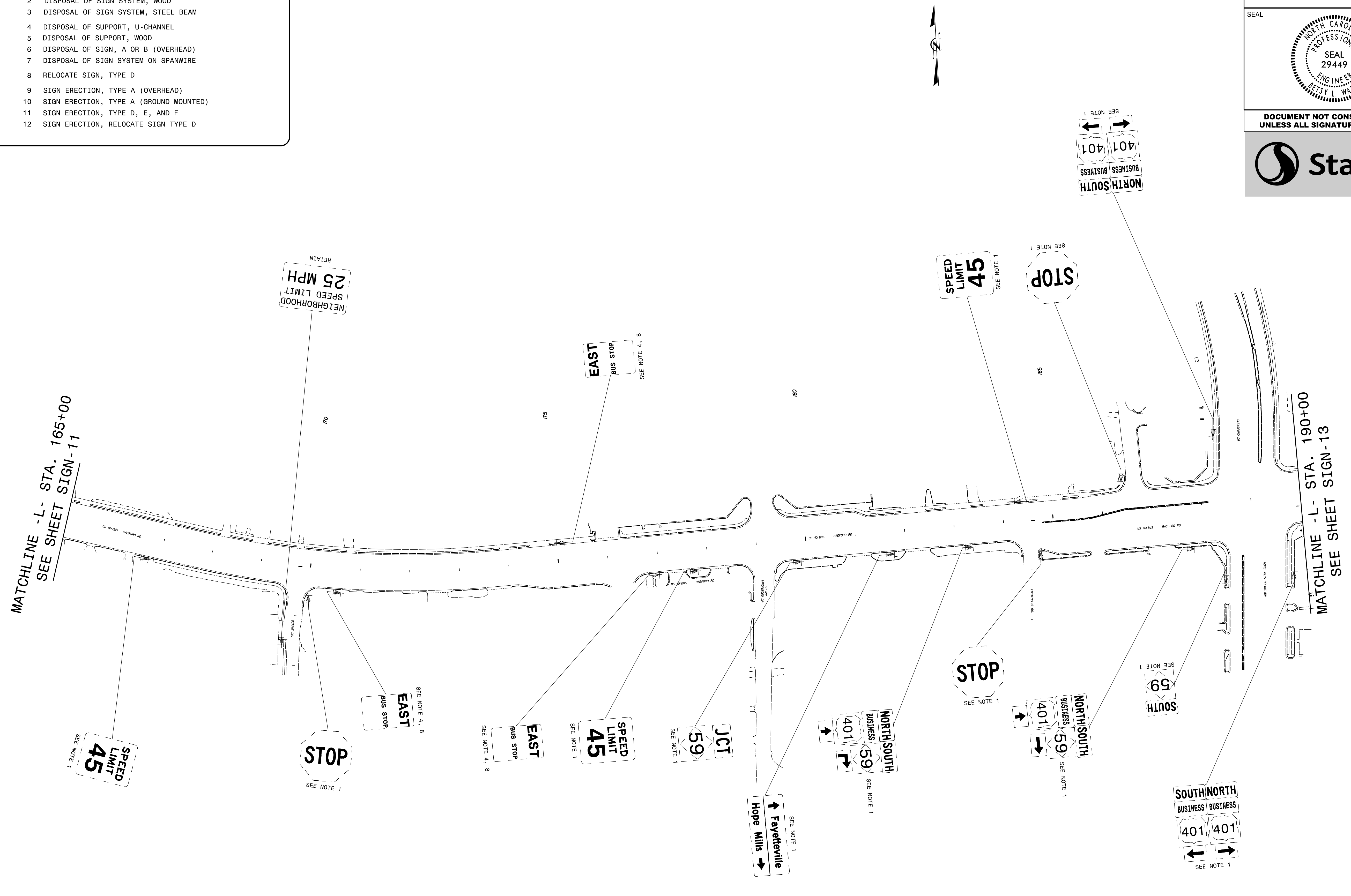
4/19/2018
 Us:\Traffic\Signing\CADD\Signing\Existing Plan Sheets\Existing Signs\U-4405\EXISTING_SIGN_11.dgn
 jhambright

MATCHLINE - L- STA. 140+00
 SEE SHEET SIGN-10

MATCHLINE - L- STA. 165+00
 SEE SHEET SIGN-12



| | |
|---|----------------------|
| TIP NO. U-4405 | SHEET NO. SIGN-12 |
| APPROVED: <i>Betsy L. Watson</i> DATE: 4/19/2018 | |
| SEAL  | |
| DOCUMENT NOT CONSIDERED FINAL UNLESS ALL SIGNATURES COMPLETED | |
|  | |

- PROJECT NOTES**
- DISPOSAL OF SIGN SYSTEM, U-CHANNEL
 - DISPOSAL OF SIGN SYSTEM, WOOD
 - DISPOSAL OF SIGN SYSTEM, STEEL BEAM
 - DISPOSAL OF SUPPORT, U-CHANNEL
 - DISPOSAL OF SUPPORT, WOOD
 - DISPOSAL OF SIGN, A OR B (OVERHEAD)
 - DISPOSAL OF SIGN SYSTEM ON SPANWIRE
 - RELOCATE SIGN, TYPE D
 - SIGN ERECTION, TYPE A (OVERHEAD)
 - SIGN ERECTION, TYPE A (GROUND MOUNTED)
 - SIGN ERECTION, TYPE D, E, AND F
 - SIGN ERECTION, RELOCATE SIGN TYPE D



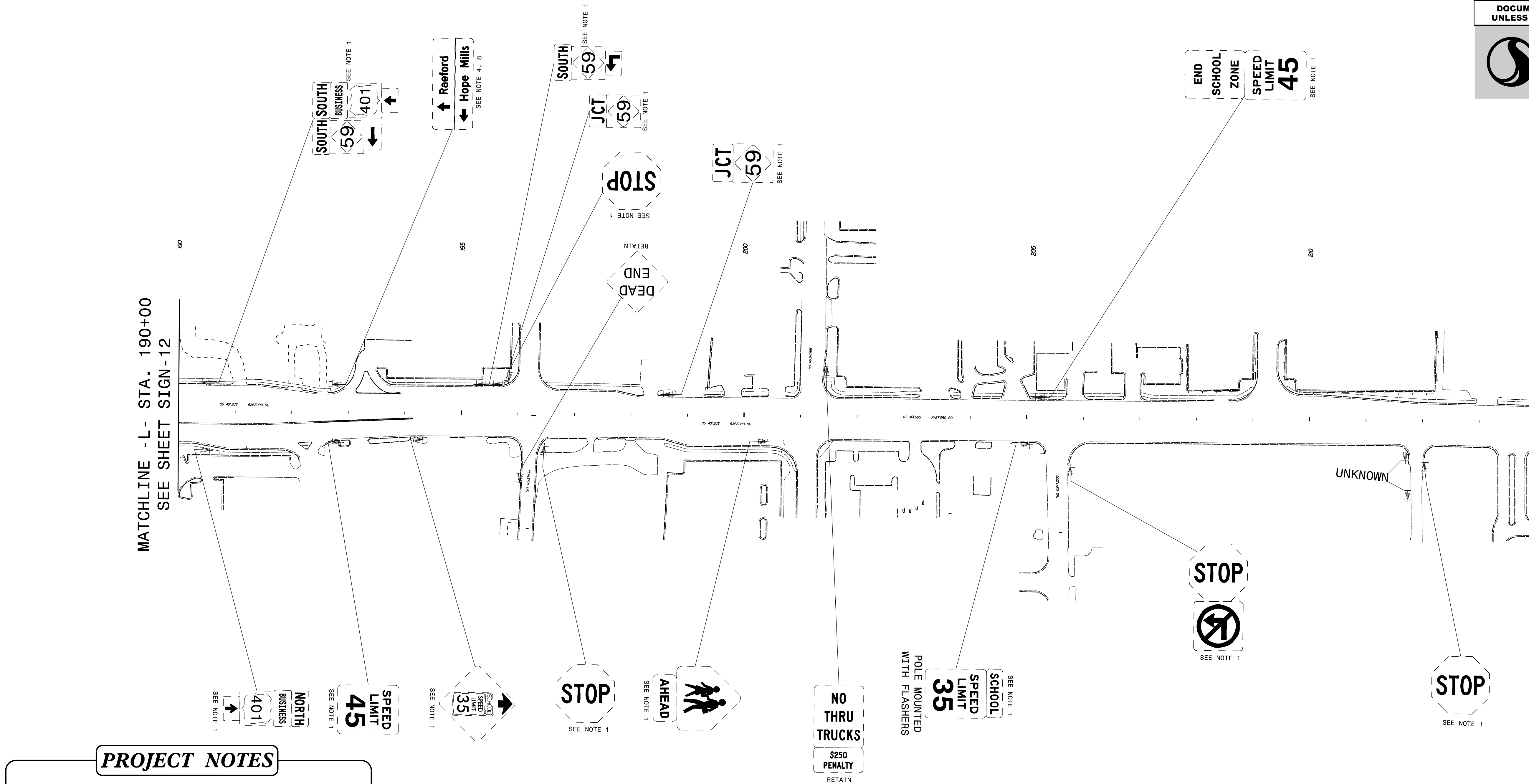
EXISTING SIGNING

4/19/2018
 Us:\Traffic\Signing\CADD\Signing\Plan_Sheets\Existing_Signs\U-4405_EXISTING_SIGN_12.dgn
 jhambright

| | |
|---|----------------------|
| TIP NO. U-4405 | SHEET NO. SIGN-13 |
| APPROVED: <i>Petsy L. Watson</i> <small>DocuSigned by: Petsy L. Watson 35E67B84F8743F...</small> | |
| DATE: 4/19/2018 | |
| SEAL  | |
| DOCUMENT NOT CONSIDERED FINAL UNLESS ALL SIGNATURES COMPLETED | |
|  | |

MATCHLINE - L- STA. 190+00
SEE SHEET SIGN-12

MATCHLINE - L- STA. 215+00
SEE SHEET SIGN-14




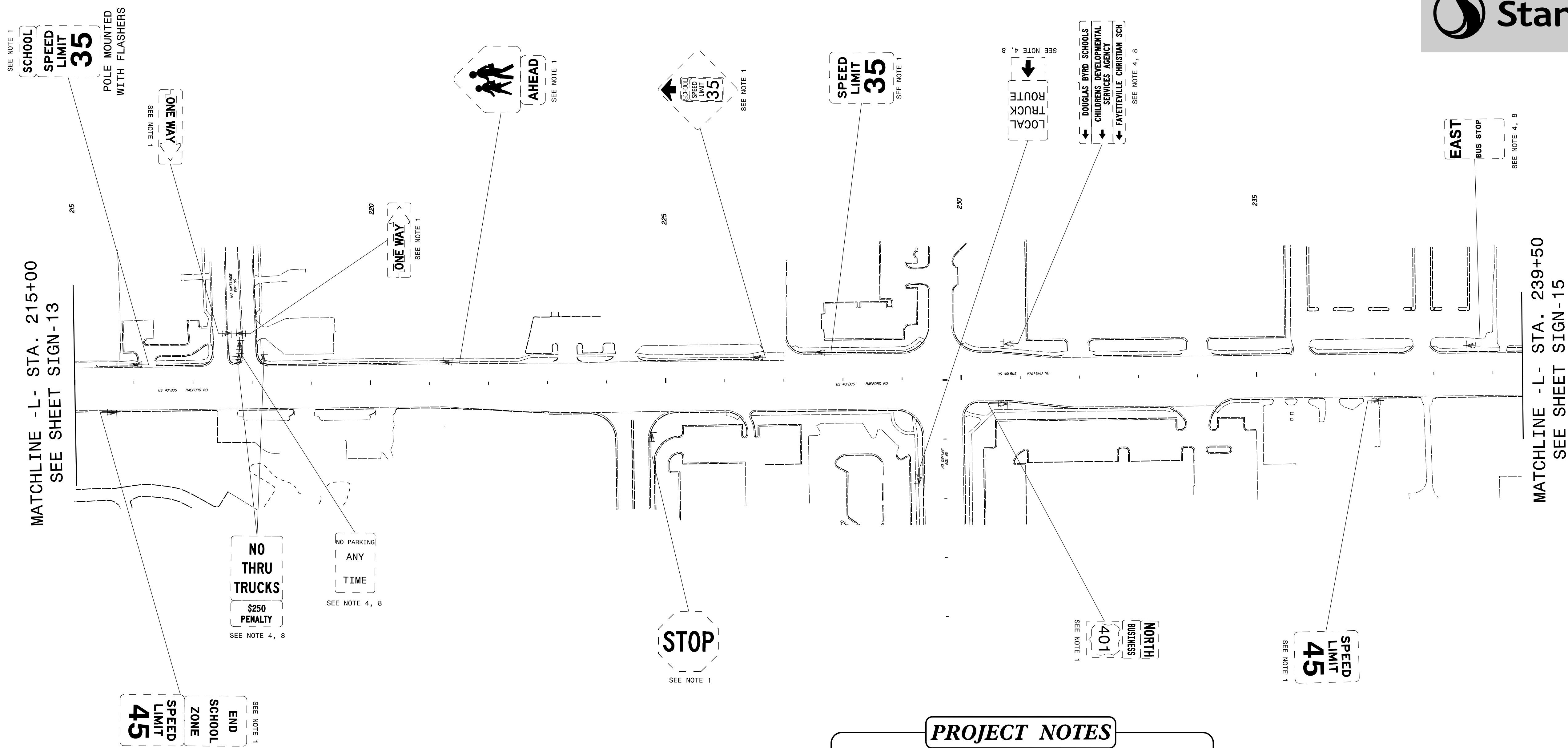
PROJECT NOTES

- 1 DISPOSAL OF SIGN SYSTEM, U-CHANNEL
- 2 DISPOSAL OF SIGN SYSTEM, WOOD
- 3 DISPOSAL OF SIGN SYSTEM, STEEL BEAM
- 4 DISPOSAL OF SUPPORT, U-CHANNEL
- 5 DISPOSAL OF SUPPORT, WOOD
- 6 DISPOSAL OF SIGN, A OR B (OVERHEAD)
- 7 DISPOSAL OF SIGN SYSTEM ON SPANWIRE
- 8 RELOCATE SIGN, TYPE D
- 9 SIGN ERECTION, TYPE A (OVERHEAD)
- 10 SIGN ERECTION, TYPE A (GROUND MOUNTED)
- 11 SIGN ERECTION, TYPE D, E, AND F
- 12 SIGN ERECTION, RELOCATE SIGN TYPE D

EXISTING SIGNING

4/19/2018
 Us:\Traffic\Signing\CADD\Signing\Plan Sheets\Existing Signs\U-4405\EXISTING_SIGN_13.dgn
 jhambright


| | |
|---|------------------------|
| TIP NO. U-4405 | SHEET NO. SIGN - 14 |
| APPROVED: <i>Petsy L. Watson</i> DATE: 4/19/2018 | |
| SEAL  | |
| DOCUMENT NOT CONSIDERED FINAL UNLESS ALL SIGNATURES COMPLETED | |

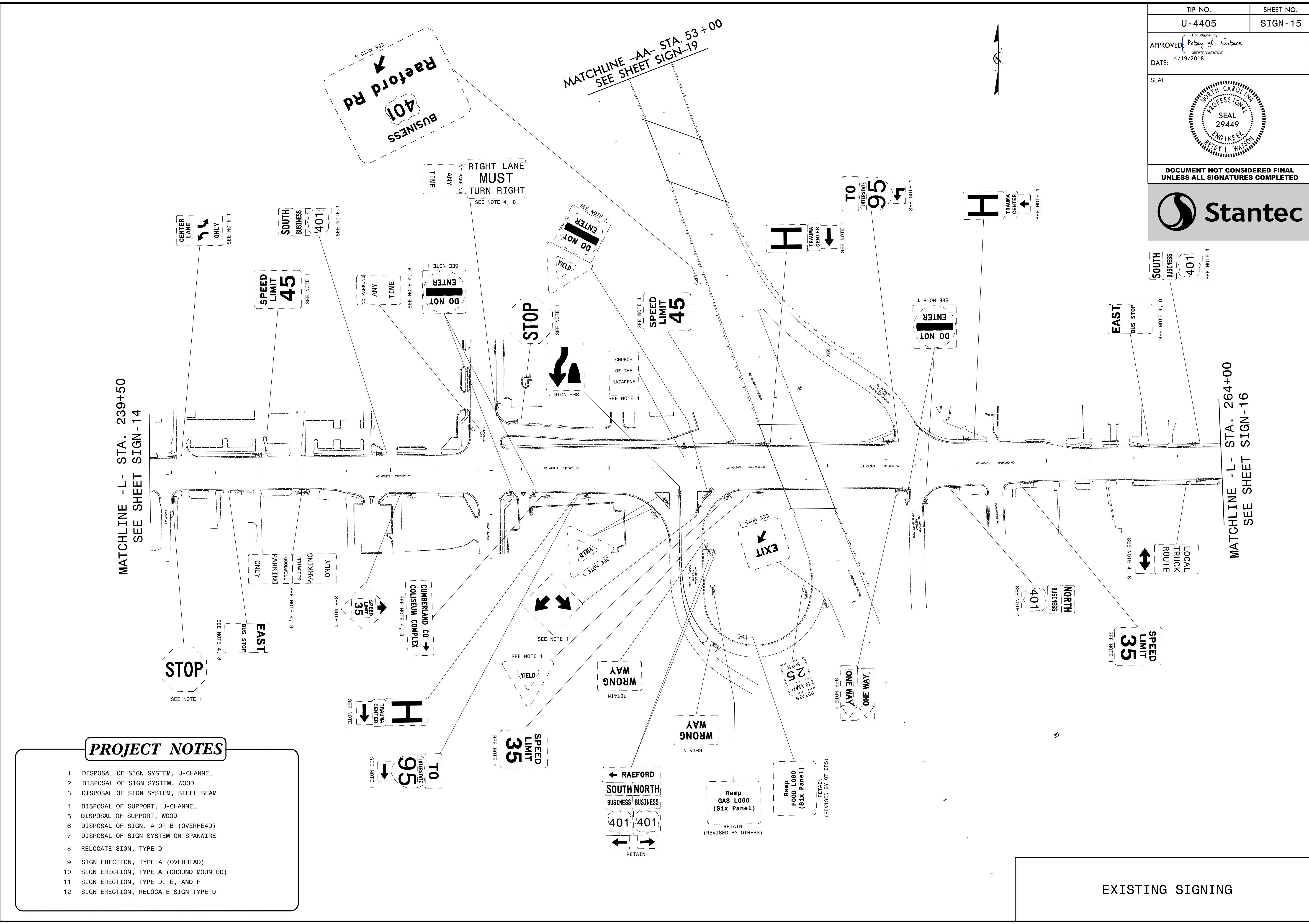


- PROJECT NOTES**
- DISPOSAL OF SIGN SYSTEM, U-CHANNEL
 - DISPOSAL OF SIGN SYSTEM, WOOD
 - DISPOSAL OF SIGN SYSTEM, STEEL BEAM
 - DISPOSAL OF SUPPORT, U-CHANNEL
 - DISPOSAL OF SUPPORT, WOOD
 - DISPOSAL OF SIGN, A OR B (OVERHEAD)
 - DISPOSAL OF SIGN SYSTEM ON SPANWIRE
 - RELOCATE SIGN, TYPE D
 - SIGN ERECTION, TYPE A (OVERHEAD)
 - SIGN ERECTION, TYPE A (GROUND MOUNTED)
 - SIGN ERECTION, TYPE D, E, AND F
 - SIGN ERECTION, RELOCATE SIGN TYPE D

EXISTING SIGNING

4/19/2018
Us:\Traffic\Signing\CADD\Signing\Plan_Sheets\Existing_Signs\U-4405\EXISTING_SIGN_14.dgn
jhambright

| | |
|---|----------------------|
| TIP NO. U-4405 | SHEET NO. SIGN-15 |
| APPROVED: <i>Betsy L. Watson</i> DATE: 4/19/2018 | |
| SEAL  | |
| DOCUMENT NOT CONSIDERED FINAL UNLESS ALL SIGNATURES COMPLETED | |



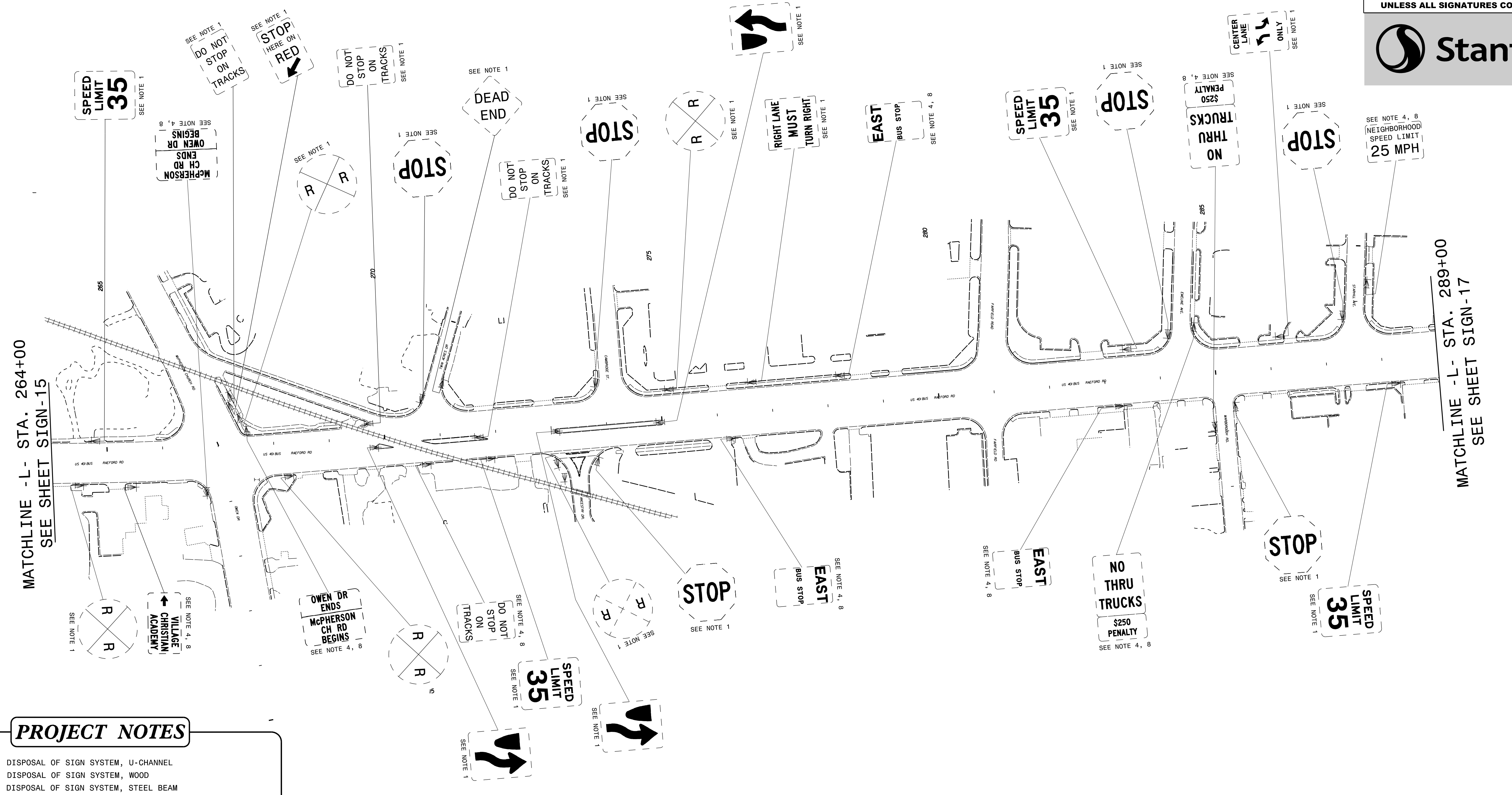
PROJECT NOTES

- 1 DISPOSAL OF SIGN SYSTEM, U-CHANNEL
- 2 DISPOSAL OF SIGN SYSTEM, WOOD
- 3 DISPOSAL OF SIGN SYSTEM, STEEL BEAM
- 4 DISPOSAL OF SUPPORT, U-CHANNEL
- 5 DISPOSAL OF SUPPORT, WOOD
- 6 DISPOSAL OF SIGN, A OR B (OVERHEAD)
- 7 DISPOSAL OF SIGN SYSTEM ON SPANWIRE
- 8 RELOCATE SIGN, TYPE D
- 9 SIGN ERECTION, TYPE A (OVERHEAD)
- 10 SIGN ERECTION, TYPE A (GROUND MOUNTED)
- 11 SIGN ERECTION, TYPE D, E, AND F
- 12 SIGN ERECTION, RELOCATE SIGN TYPE D

EXISTING SIGNING

4/19/2018
Us:\Traffic\Signing\CADD\Signing\Plan Sheets\Existing Signs\U-4405_EXISTING_SIGN_15.dgn
jhambright

| | |
|---|-----------|
| TIP NO. | SHEET NO. |
| U-4405 | SIGN-16 |
| APPROVED: <i>Patsy L. Watson</i> | |
| DATE: 4/19/2018 | |
| SEAL | |
| | |
| DOCUMENT NOT CONSIDERED FINAL UNLESS ALL SIGNATURES COMPLETED | |



MATCHLINE -L- STA. 264+00
SEE SHEET SIGN-15

MATCHLINE -L- STA. 289+00
SEE SHEET SIGN-17

PROJECT NOTES



- 1 DISPOSAL OF SIGN SYSTEM, U-CHANNEL
- 2 DISPOSAL OF SIGN SYSTEM, WOOD
- 3 DISPOSAL OF SIGN SYSTEM, STEEL BEAM
- 4 DISPOSAL OF SUPPORT, U-CHANNEL
- 5 DISPOSAL OF SUPPORT, WOOD
- 6 DISPOSAL OF SIGN, A OR B (OVERHEAD)
- 7 DISPOSAL OF SIGN SYSTEM ON SPANWIRE
- 8 RELOCATE SIGN, TYPE D
- 9 SIGN ERECTION, TYPE A (OVERHEAD)
- 10 SIGN ERECTION, TYPE A (GROUND MOUNTED)
- 11 SIGN ERECTION, TYPE D, E, AND F
- 12 SIGN ERECTION, RELOCATE SIGN TYPE D

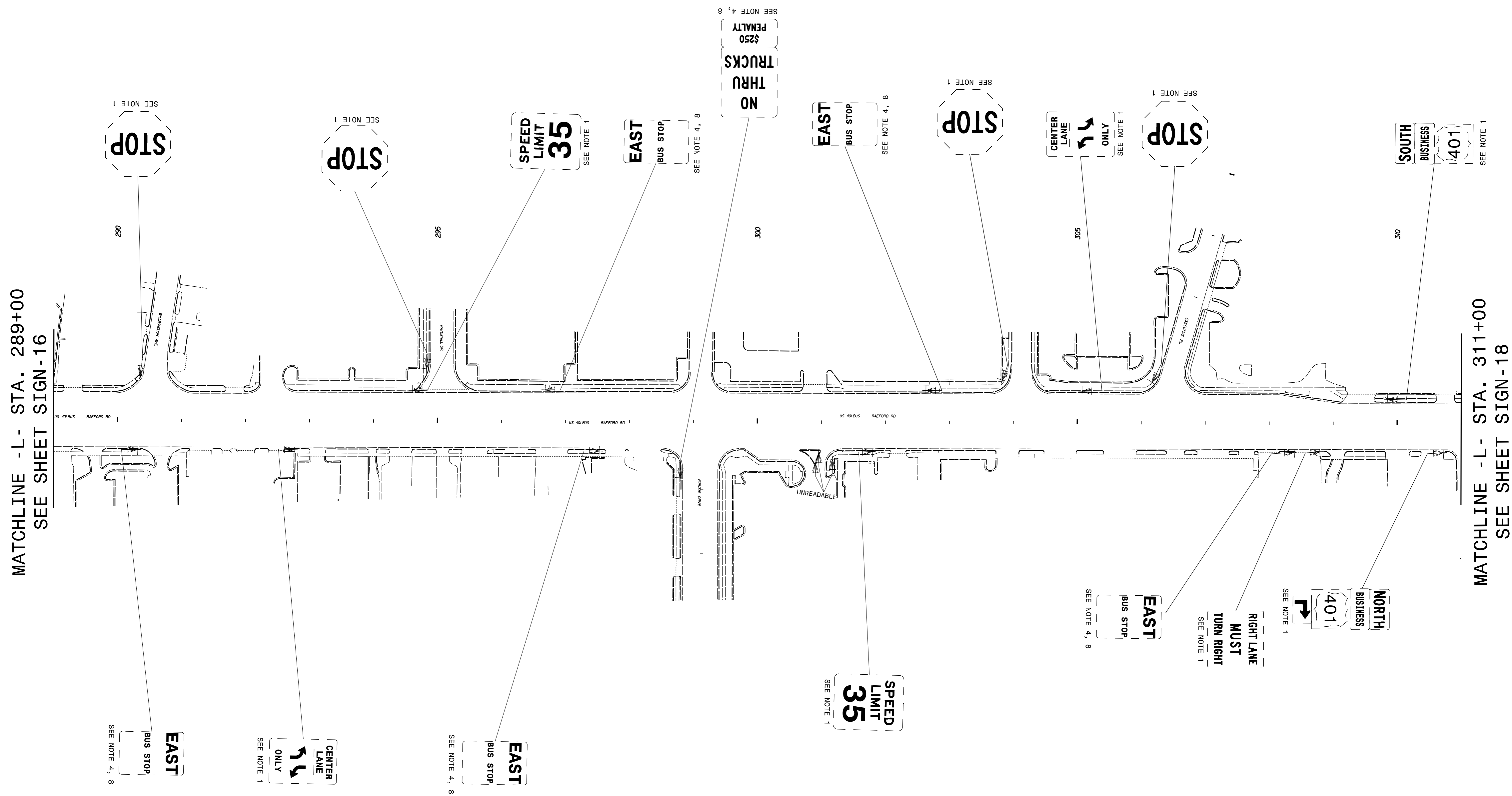
EXISTING SIGNING

4/19/2018 Us:\Traffic\Signing\CADD\Signing\Plan Sheets\Existing Signs\U-4405-EXISTING_SIGN_16.dgn jhambright

PROJECT NOTES



- 1 DISPOSAL OF SIGN SYSTEM, U-CHANNEL
- 2 DISPOSAL OF SIGN SYSTEM, WOOD
- 3 DISPOSAL OF SIGN SYSTEM, STEEL BEAM
- 4 DISPOSAL OF SUPPORT, U-CHANNEL
- 5 DISPOSAL OF SUPPORT, WOOD
- 6 DISPOSAL OF SIGN, A OR B (OVERHEAD)
- 7 DISPOSAL OF SIGN SYSTEM ON SPANWIRE
- 8 RELOCATE SIGN, TYPE D
- 9 SIGN ERECTION, TYPE A (OVERHEAD)
- 10 SIGN ERECTION, TYPE A (GROUND MOUNTED)
- 11 SIGN ERECTION, TYPE D, E, AND F
- 12 SIGN ERECTION, RELOCATE SIGN TYPE D

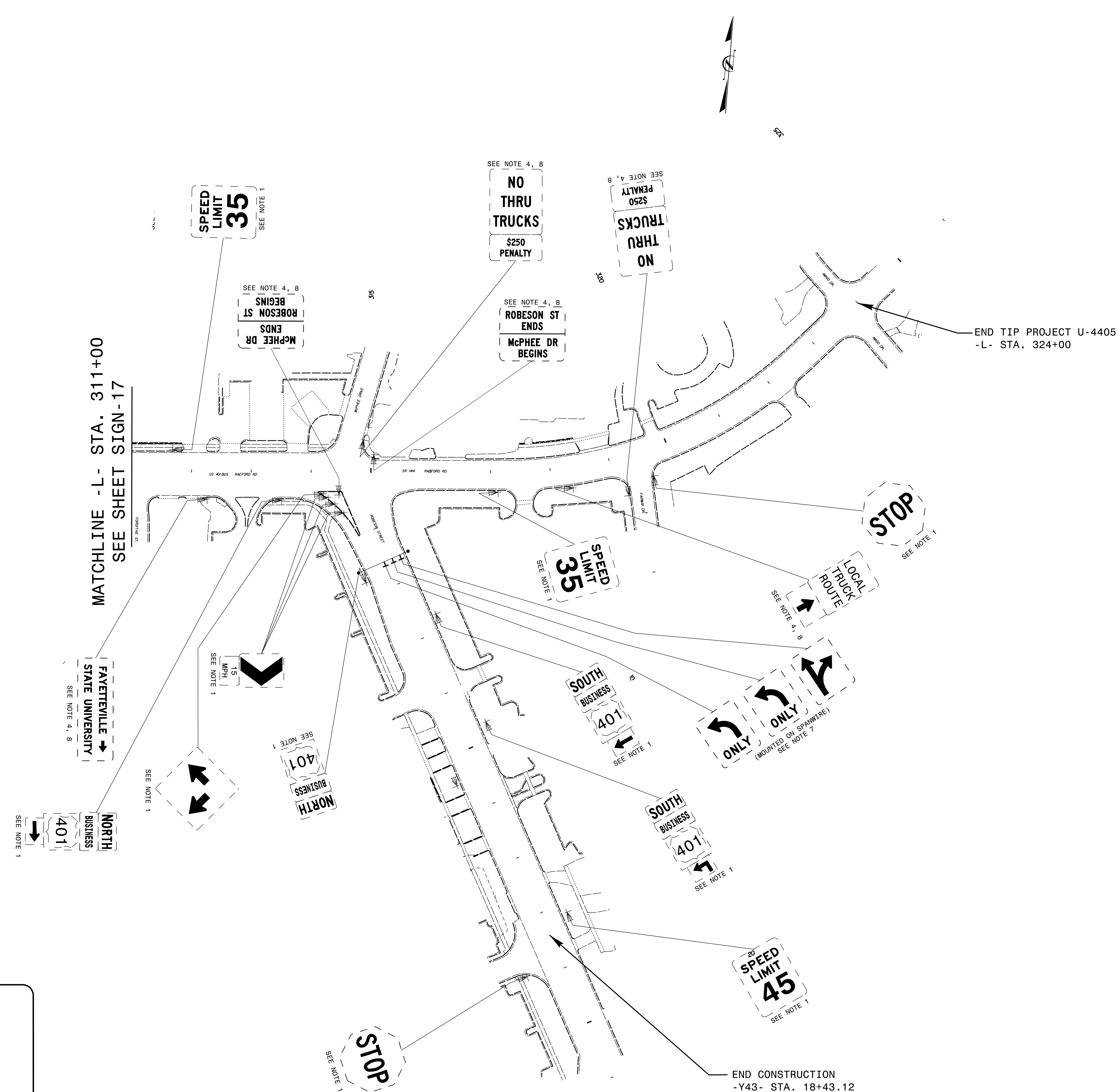
| | |
|---|----------------------|
| TIP NO. U-4405 | SHEET NO. SIGN-17 |
| APPROVED: <i>Petsy L. Watson</i> DATE: 4/19/2018 | |
| SEAL  | |
| DOCUMENT NOT CONSIDERED FINAL UNLESS ALL SIGNATURES COMPLETED | |
|  | |



4/19/2018
Us:\Traffic\Signing\CADD\Signing\Plan_Sheets\Existing_Signs\U-4405_EXISTING_SIGN.17.dgn
Inamberight

EXISTING SIGNING

| | |
|---|----------------------|
| TIP NO. U-4405 | SHEET NO. SIGN-18 |
| APPROVED: <i>Petsy L. Watson</i> DATE: 4/19/2018 | |
| SEAL  | |
| DOCUMENT NOT CONSIDERED FINAL UNLESS ALL SIGNATURES COMPLETED | |
|  | |



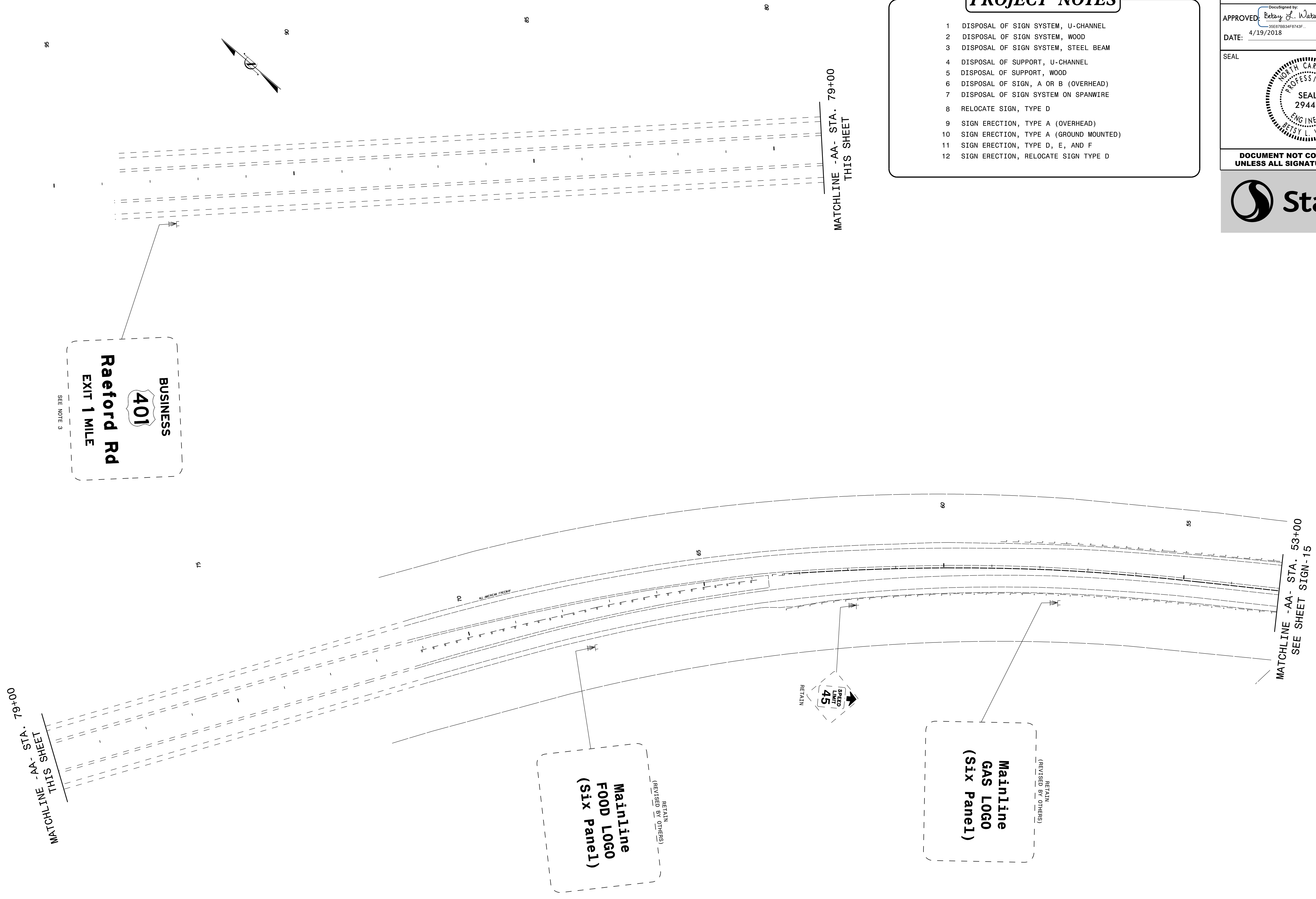
PROJECT NOTES

- 1 DISPOSAL OF SIGN SYSTEM, U-CHANNEL
- 2 DISPOSAL OF SIGN SYSTEM, WOOD
- 3 DISPOSAL OF SIGN SYSTEM, STEEL BEAM
- 4 DISPOSAL OF SUPPORT, U-CHANNEL
- 5 DISPOSAL OF SUPPORT, WOOD
- 6 DISPOSAL OF SIGN, A OR B (OVERHEAD)
- 7 DISPOSAL OF SIGN SYSTEM ON SPANWIRE
- 8 RELOCATE SIGN, TYPE D
- 9 SIGN ERECTION, TYPE A (OVERHEAD)
- 10 SIGN ERECTION, TYPE A (GROUND MOUNTED)
- 11 SIGN ERECTION, TYPE D, E, AND F
- 12 SIGN ERECTION, RELOCATE SIGN TYPE D

4/19/2018
Us:\Triffic\Signing\CADD\Signing\Plan Sheets\Existing Signs\U-4405\EXISTING_SIGN_18.dgn
jhambright

EXISTING SIGNING

4/19/2018
Us:\Traffic\Signing\CADD\Signing\Plan Sheets\Existing Signs\U-4405.EXISTING_SIGN_I9.dgn
Inamberight



PROJECT NOTES

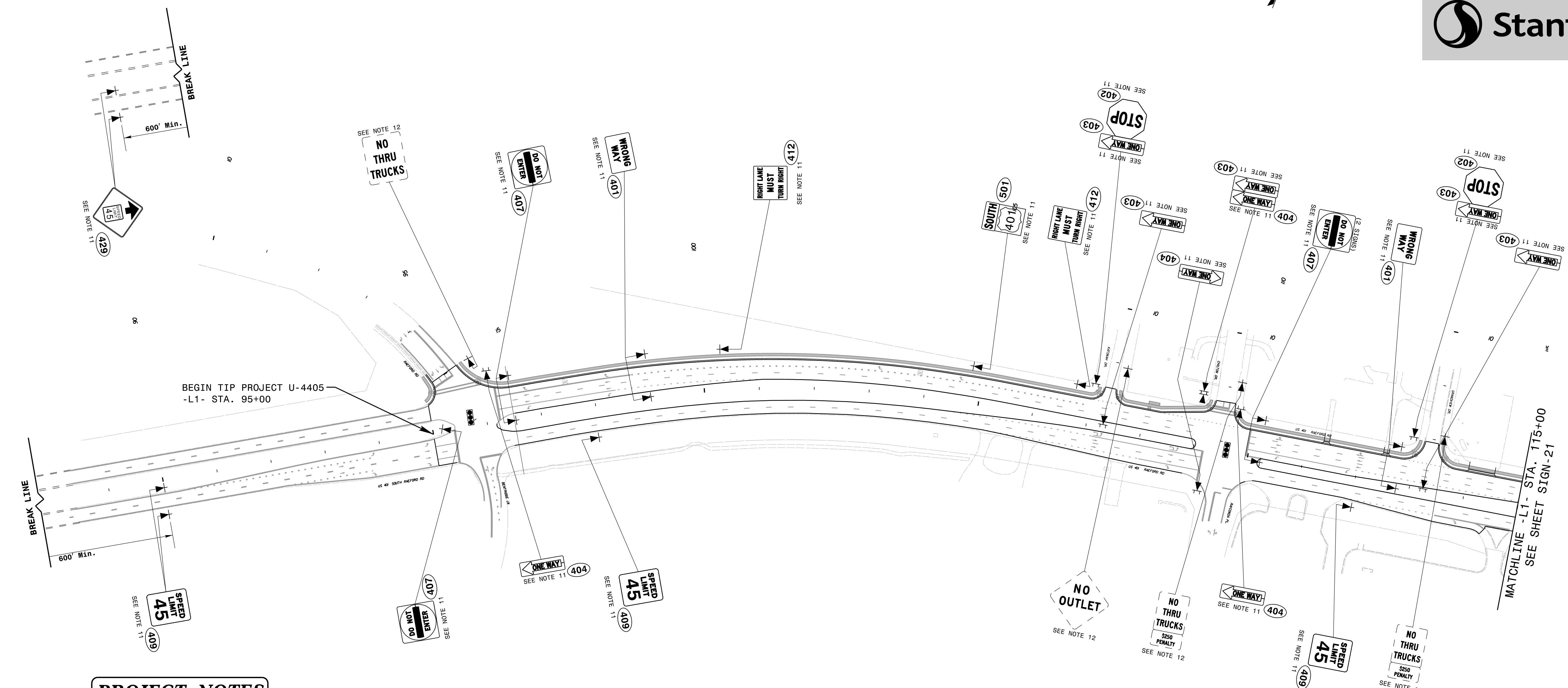
- 1 DISPOSAL OF SIGN SYSTEM, U-CHANNEL
- 2 DISPOSAL OF SIGN SYSTEM, WOOD
- 3 DISPOSAL OF SIGN SYSTEM, STEEL BEAM
- 4 DISPOSAL OF SUPPORT, U-CHANNEL
- 5 DISPOSAL OF SUPPORT, WOOD
- 6 DISPOSAL OF SIGN, A OR B (OVERHEAD)
- 7 DISPOSAL OF SIGN SYSTEM ON SPANWIRE
- 8 RELOCATE SIGN, TYPE D
- 9 SIGN ERECTION, TYPE A (OVERHEAD)
- 10 SIGN ERECTION, TYPE A (GROUND MOUNTED)
- 11 SIGN ERECTION, TYPE D, E, AND F
- 12 SIGN ERECTION, RELOCATE SIGN TYPE D

| | |
|--|----------------------|
| TIP NO. U-4405 | SHEET NO. SIGN-19 |
| APPROVED: <i>Petsy L. Watson</i> DATE: 4/19/2018 | |
| SEAL | |
| DOCUMENT NOT CONSIDERED FINAL UNLESS ALL SIGNATURES COMPLETED | |



EXISTING SIGNING

| | |
|--|-----------|
| TIP NO. | SHEET NO. |
| U-4405 | SIGN-20 |
| APPROVED: <i>Petsy L. Watson</i> 30E67B84F8743F... | |
| DATE: 4/19/2018 | |
| SEAL | |
| | |
| DOCUMENT NOT CONSIDERED FINAL UNLESS ALL SIGNATURES COMPLETED | |



PROJECT NOTES

- 1 DISPOSAL OF SIGN SYSTEM, U-CHANNEL
- 2 DISPOSAL OF SIGN SYSTEM, WOOD
- 3 DISPOSAL OF SIGN SYSTEM, STEEL BEAM
- 4 DISPOSAL OF SUPPORT, U-CHANNEL
- 5 DISPOSAL OF SUPPORT, WOOD
- 6 DISPOSAL OF SIGN, A OR B (OVERHEAD)
- 7 DISPOSAL OF SIGN SYSTEM ON SPANWIRE
- 8 RELOCATE SIGN, TYPE D
- 9 SIGN ERECTION, TYPE A (OVERHEAD)
- 10 SIGN ERECTION, TYPE A (GROUND MOUNTED)
- 11 SIGN ERECTION, TYPE D, E, AND F
- 12 SIGN ERECTION, RELOCATE SIGN TYPE D

PROPOSED SIGNING
(-L1- Sta. 95+00 to -L1- Sta. 115+00)

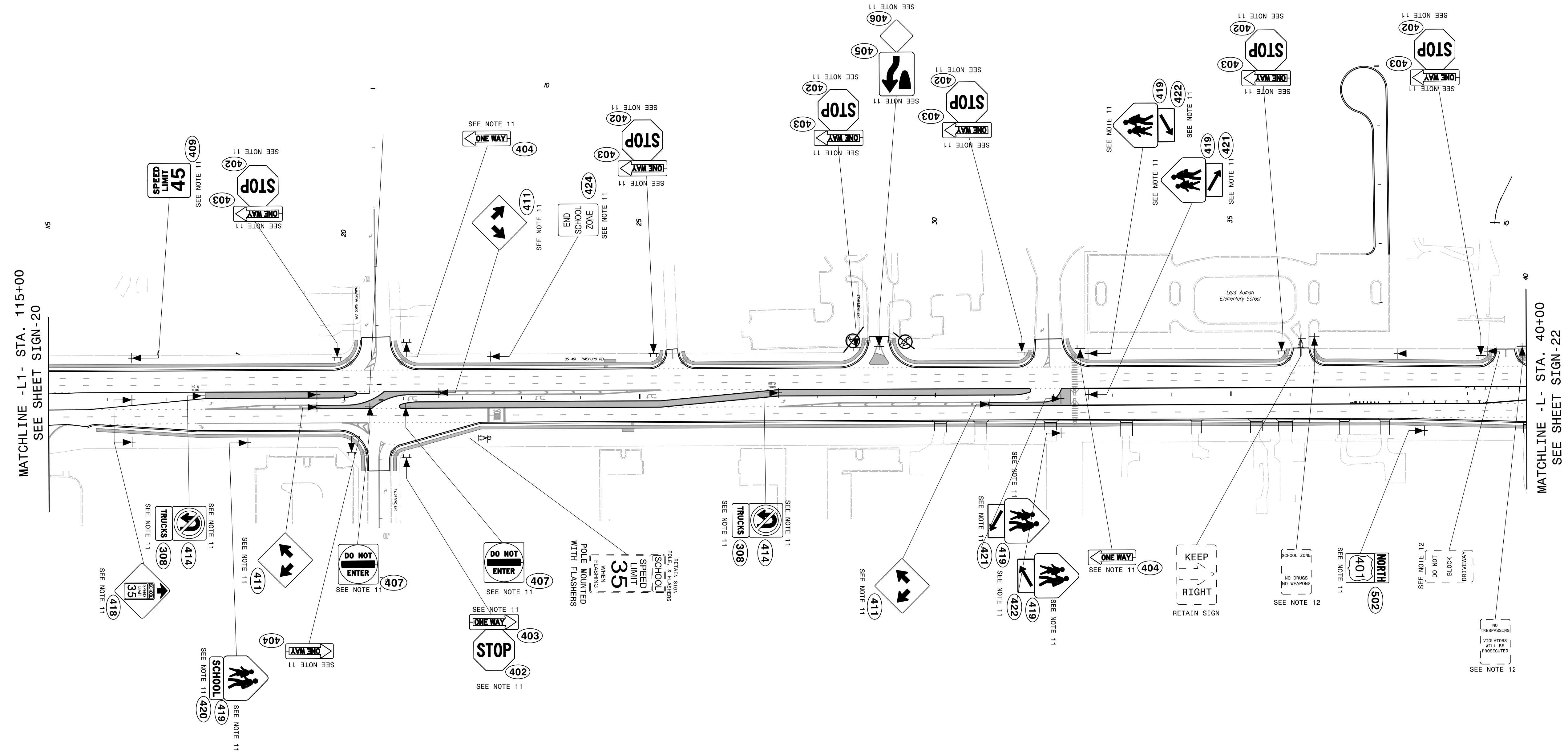
4/19/2018 Us:\Traffic\Signing\CADD\Signing\Plan Sheets\Proposed Signing\U-4405_PROPOSED_SIGN_20.dgn

| | |
|--|-----------|
| TIP NO. | SHEET NO. |
| U-4405 | SIGN-21 |
| APPROVED: <i>Patsy L. Watson</i> 4/19/2018 | |
| DATE: 4/19/2018 | |
| SEAL | |
| | |
| DOCUMENT NOT CONSIDERED FINAL UNLESS ALL SIGNATURES COMPLETED | |



PROJECT NOTES

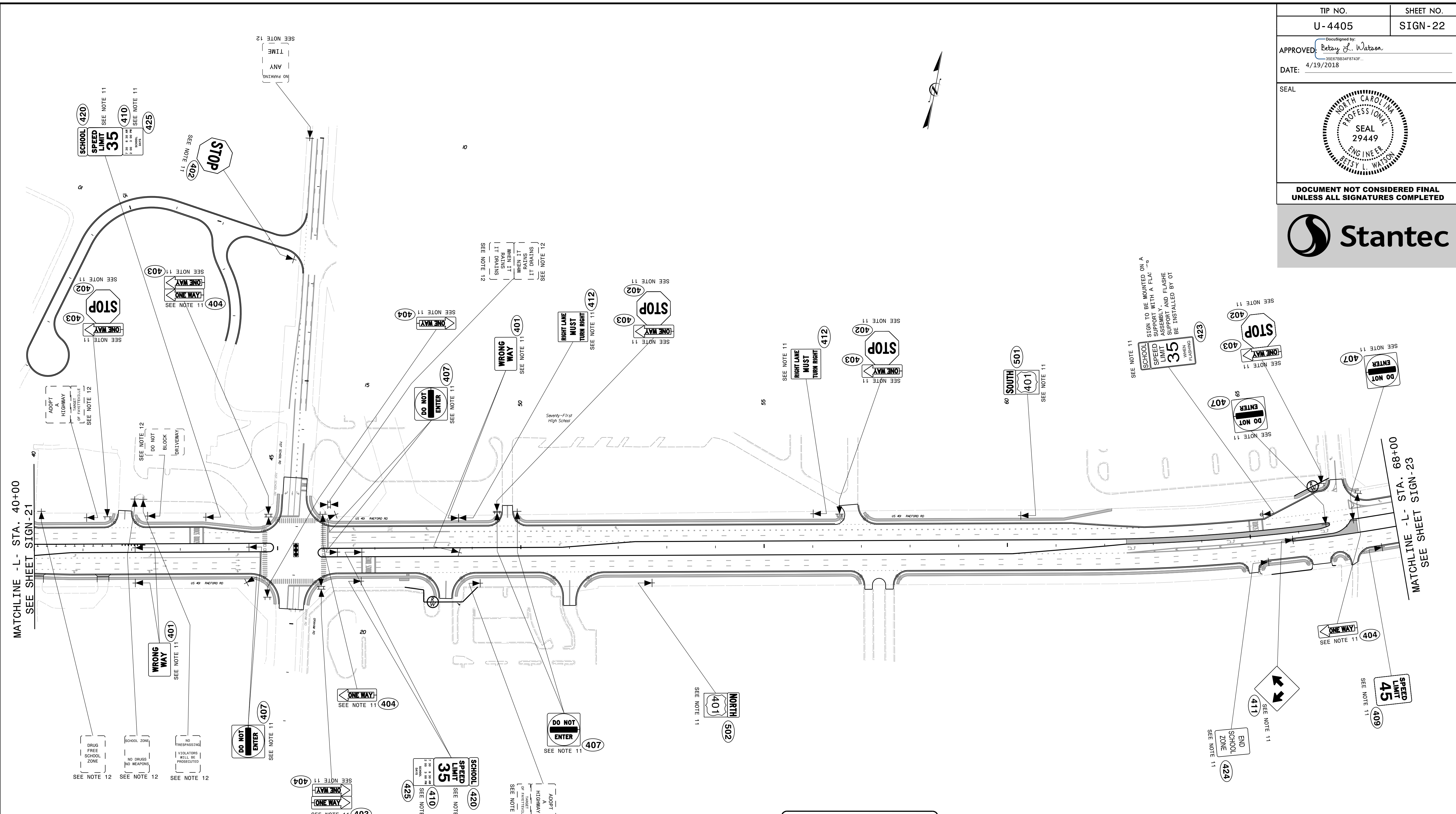
- 1 DISPOSAL OF SIGN SYSTEM, U-CHANNEL
- 2 DISPOSAL OF SIGN SYSTEM, WOOD
- 3 DISPOSAL OF SIGN SYSTEM, STEEL BEAM
- 4 DISPOSAL OF SUPPORT, U-CHANNEL
- 5 DISPOSAL OF SUPPORT, WOOD
- 6 DISPOSAL OF SIGN, A OR B (OVERHEAD)
- 7 DISPOSAL OF SIGN SYSTEM ON SPANWIRE
- 8 RELOCATE SIGN, TYPE D
- 9 SIGN ERECTION, TYPE A (OVERHEAD)
- 10 SIGN ERECTION, TYPE A (GROUND MOUNTED)
- 11 SIGN ERECTION, TYPE D, E, AND F
- 12 SIGN ERECTION, RELOCATE SIGN TYPE D



PROPOSED SIGNING
(-L1-Sta. 115+00 to -L-Sta. 40+00)

4/19/2018
Us:\Traffic\Signing\CADD\Signing\Plan_Sheets\Proposed_Signing\U-4405_PROPOSED_SIGN_21.dgn
jhambright

| | |
|---|----------------------|
| TIP NO. U-4405 | SHEET NO. SIGN-22 |
| APPROVED: <i>Betsy L. Watson</i> DATE: 4/19/2018 | |
| SEAL NORTH CAROLINA PROFESSIONAL ENGINEER SEAL 29449 BETSY L. WATSON | |
| DOCUMENT NOT CONSIDERED FINAL UNLESS ALL SIGNATURES COMPLETED | |



MATCHLINE -L- STA. 40+00
SEE SHEET SIGN-21

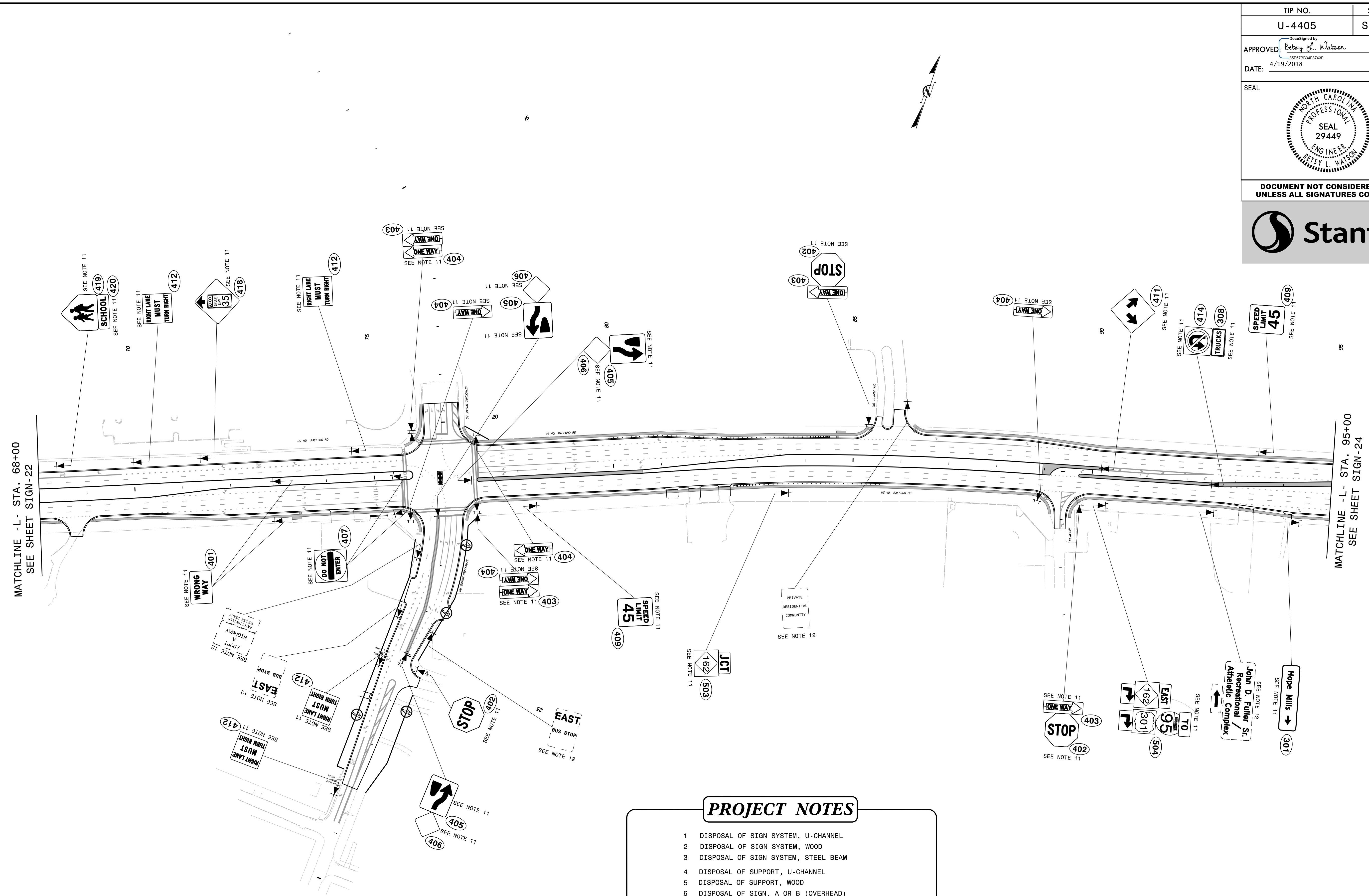
MATCHLINE -L- STA. 68+00
SEE SHEET SIGN-23

- PROJECT NOTES**
- DISPOSAL OF SIGN SYSTEM, U-CHANNEL
 - DISPOSAL OF SIGN SYSTEM, WOOD
 - DISPOSAL OF SIGN SYSTEM, STEEL BEAM
 - DISPOSAL OF SUPPORT, U-CHANNEL
 - DISPOSAL OF SUPPORT, WOOD
 - DISPOSAL OF SIGN, A OR B (OVERHEAD)
 - DISPOSAL OF SIGN SYSTEM ON SPANWIRE
 - RELOCATE SIGN, TYPE D
 - SIGN ERECTION, TYPE A (OVERHEAD)
 - SIGN ERECTION, TYPE A (GROUND MOUNTED)
 - SIGN ERECTION, TYPE D, E, AND F
 - SIGN ERECTION, RELOCATE SIGN TYPE D

PROPOSED SIGNING
(-L- Sta. 40+00 to -L- Sta. 68+00)

4/19/2018
Us:\Traffic\Signing\CADD\Signing\Signing Plan Sheets\Pr-oposed Signing\U-4405_PROPOSED_SIGN_22.dgn
jhambricht


| | |
|---|-----------|
| TIP NO. | SHEET NO. |
| U-4405 | SIGN-23 |
| APPROVED: <i>Betsy L. Watson</i> DATE: 4/19/2018 | |
| SEAL NORTH CAROLINA PROFESSIONAL ENGINEER SEAL 29449 BETSY L. WATSON | |
| DOCUMENT NOT CONSIDERED FINAL UNLESS ALL SIGNATURES COMPLETED | |

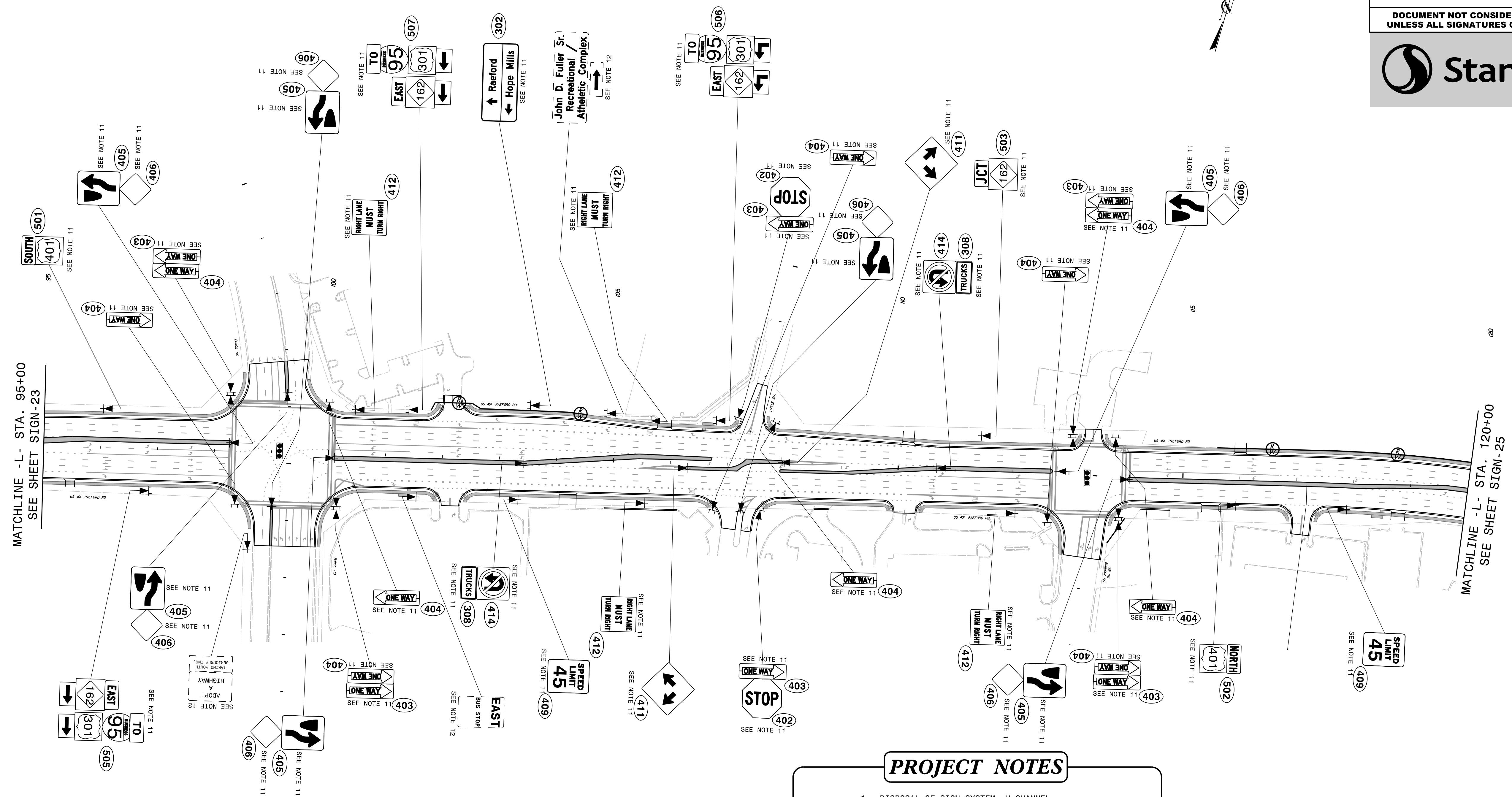


- PROJECT NOTES**
- DISPOSAL OF SIGN SYSTEM, U-CHANNEL
 - DISPOSAL OF SIGN SYSTEM, WOOD
 - DISPOSAL OF SIGN SYSTEM, STEEL BEAM
 - DISPOSAL OF SUPPORT, U-CHANNEL
 - DISPOSAL OF SUPPORT, WOOD
 - DISPOSAL OF SIGN, A OR B (OVERHEAD)
 - DISPOSAL OF SIGN SYSTEM ON SPANWIRE
 - RELOCATE SIGN, TYPE D
 - SIGN ERECTION, TYPE A (OVERHEAD)
 - SIGN ERECTION, TYPE A (GROUND MOUNTED)
 - SIGN ERECTION, TYPE D, E, AND F
 - SIGN ERECTION, RELOCATE SIGN TYPE D

PROPOSED SIGNING
(-L- Sta. 68+00 to -L- Sta. 95+00)

4/19/2018
Us:\Traffic\Signing\CADD\Signing\Plan Sheets\Proposed Signing\U-4405_PROPOSED_SIGN_23.dgn
jhambright

| | |
|---|----------------------|
| TIP NO. U-4405 | SHEET NO. SIGN-24 |
| APPROVED: <i>Petsy L. Watson</i> 4/19/2018 | |
| SEAL  | |
| DOCUMENT NOT CONSIDERED FINAL UNLESS ALL SIGNATURES COMPLETED | |



MATCHLINE - L - STA. 95+00
SEE SHEET SIGN-23

MATCHLINE - L - STA. 120+00
SEE SHEET SIGN-25

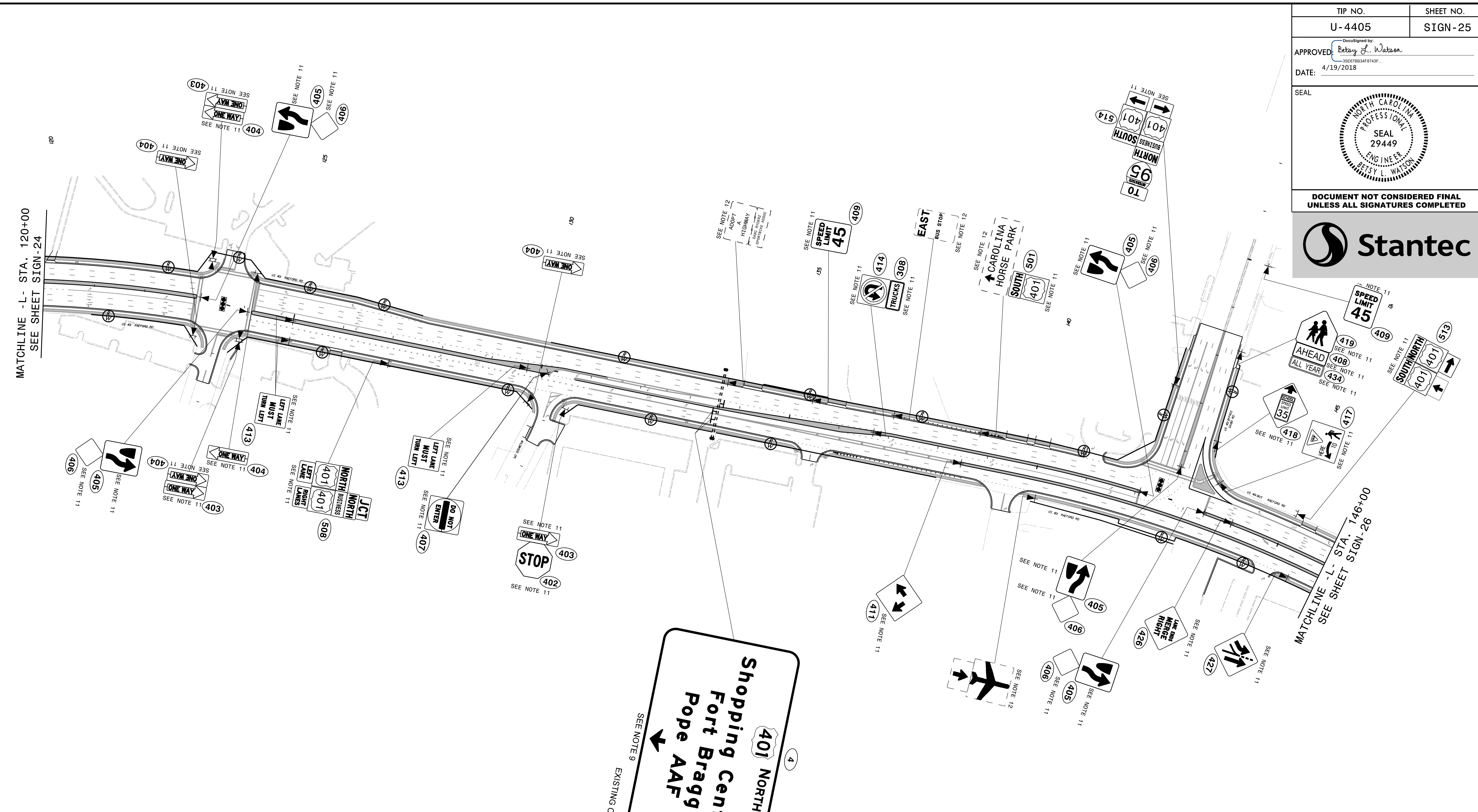
PROJECT NOTES

- 1 DISPOSAL OF SIGN SYSTEM, U-CHANNEL
- 2 DISPOSAL OF SIGN SYSTEM, WOOD
- 3 DISPOSAL OF SIGN SYSTEM, STEEL BEAM
- 4 DISPOSAL OF SUPPORT, U-CHANNEL
- 5 DISPOSAL OF SUPPORT, WOOD
- 6 DISPOSAL OF SIGN, A OR B (OVERHEAD)
- 7 DISPOSAL OF SIGN SYSTEM ON SPANWIRE
- 8 RELOCATE SIGN, TYPE D
- 9 SIGN ERECTION, TYPE A (OVERHEAD)
- 10 SIGN ERECTION, TYPE A (GROUND MOUNTED)
- 11 SIGN ERECTION, TYPE D, E, AND F
- 12 SIGN ERECTION, RELOCATE SIGN TYPE D

PROPOSED SIGNING
(-L- Sta. 95+00 to -L- Sta. 120+00)

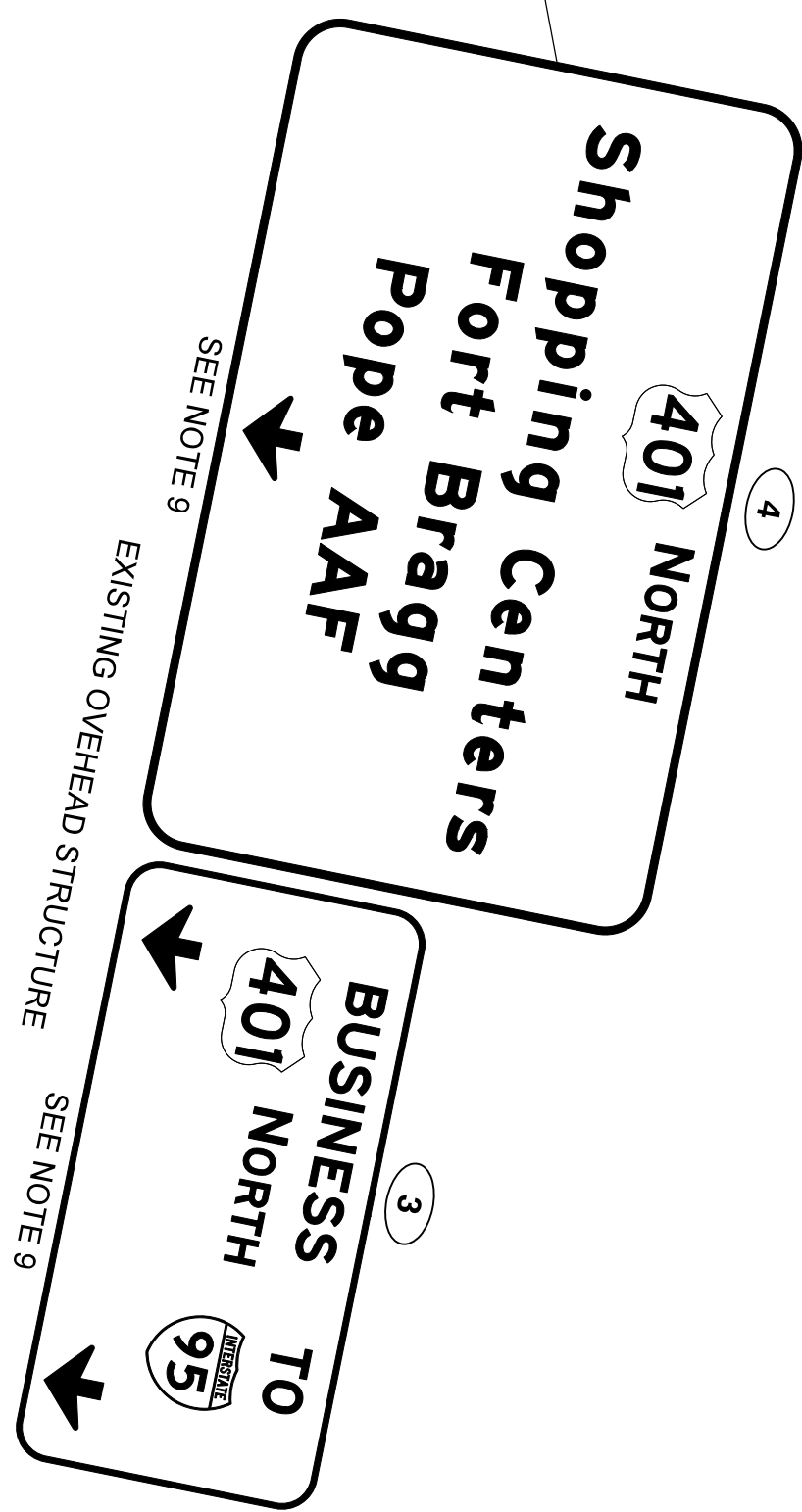
4/19/2018
Us:\Traffic\Signing\CADD\Signing\Plan Sheets\Pr-oposed Signing\U-4405_PROPOSED_SIGN_24.dgn
Inambari

| | |
|---|-----------|
| TIP NO. | SHEET NO. |
| U-4405 | SIGN-25 |
| APPROVED: <i>Betsy L. Watson</i> | |
| DATE: 4/19/2018 | |
| SEAL | |
| | |
| DOCUMENT NOT CONSIDERED FINAL UNLESS ALL SIGNATURES COMPLETED | |





PROJECT NOTES

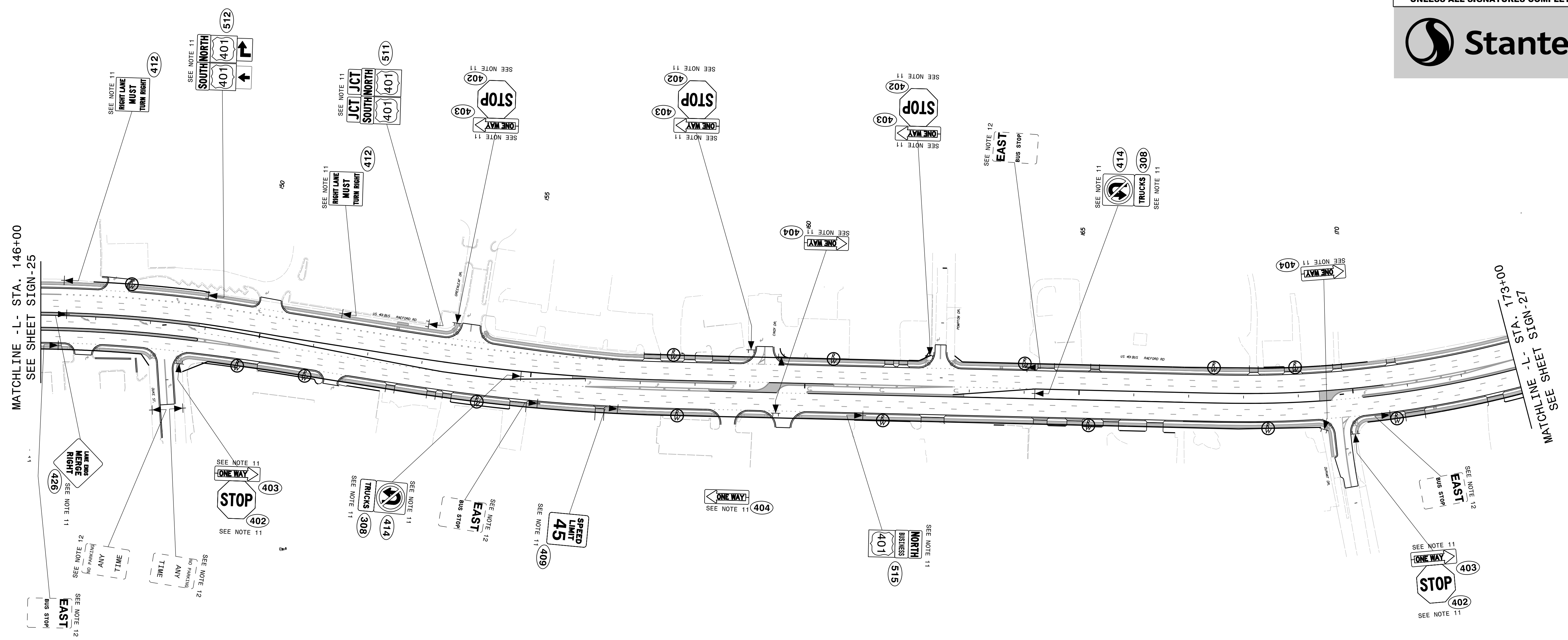
- 1 DISPOSAL OF SIGN SYSTEM, U-CHANNEL
- 2 DISPOSAL OF SIGN SYSTEM, WOOD
- 3 DISPOSAL OF SIGN SYSTEM, STEEL BEAM
- 4 DISPOSAL OF SUPPORT, U-CHANNEL
- 5 DISPOSAL OF SUPPORT, WOOD
- 6 DISPOSAL OF SIGN, A OR B (OVERHEAD)
- 7 DISPOSAL OF SIGN SYSTEM ON SPANWIRE
- 8 RELOCATE SIGN, TYPE D
- 9 SIGN ERECTION, TYPE A (OVERHEAD)
- 10 SIGN ERECTION, TYPE A (GROUND MOUNTED)
- 11 SIGN ERECTION, TYPE D, E, AND F
- 12 SIGN ERECTION, RELOCATE SIGN TYPE D



PROPOSED SIGNING
(-L- Sta. 120+00 to -L- Sta. 146+00)

4/19/2018 Us:\Traffic\Signing\CADD\Signing\Plan Sheets\Pr-oposed Signing\U-4405_PROPOSED_SIGN_25.dgn jhambright

| | |
|---|----------------------|
| TIP NO. U-4405 | SHEET NO. SIGN-26 |
| APPROVED: <i>Betsy L. Watson</i> <small>DocuSigned by: Betsy L. Watson 35E67B84F8743F...</small> | |
| DATE: 4/19/2018 | |
| SEAL  | |
| DOCUMENT NOT CONSIDERED FINAL UNLESS ALL SIGNATURES COMPLETED | |
|  | |



PROJECT NOTES

- 1 DISPOSAL OF SIGN SYSTEM, U-CHANNEL
- 2 DISPOSAL OF SIGN SYSTEM, WOOD
- 3 DISPOSAL OF SIGN SYSTEM, STEEL BEAM
- 4 DISPOSAL OF SUPPORT, U-CHANNEL
- 5 DISPOSAL OF SUPPORT, WOOD
- 6 DISPOSAL OF SIGN, A OR B (OVERHEAD)
- 7 DISPOSAL OF SIGN SYSTEM ON SPANWIRE
- 8 RELOCATE SIGN, TYPE D
- 9 SIGN ERECTION, TYPE A (OVERHEAD)
- 10 SIGN ERECTION, TYPE A (GROUND MOUNTED)
- 11 SIGN ERECTION, TYPE D, E, AND F
- 12 SIGN ERECTION, RELOCATE SIGN TYPE D

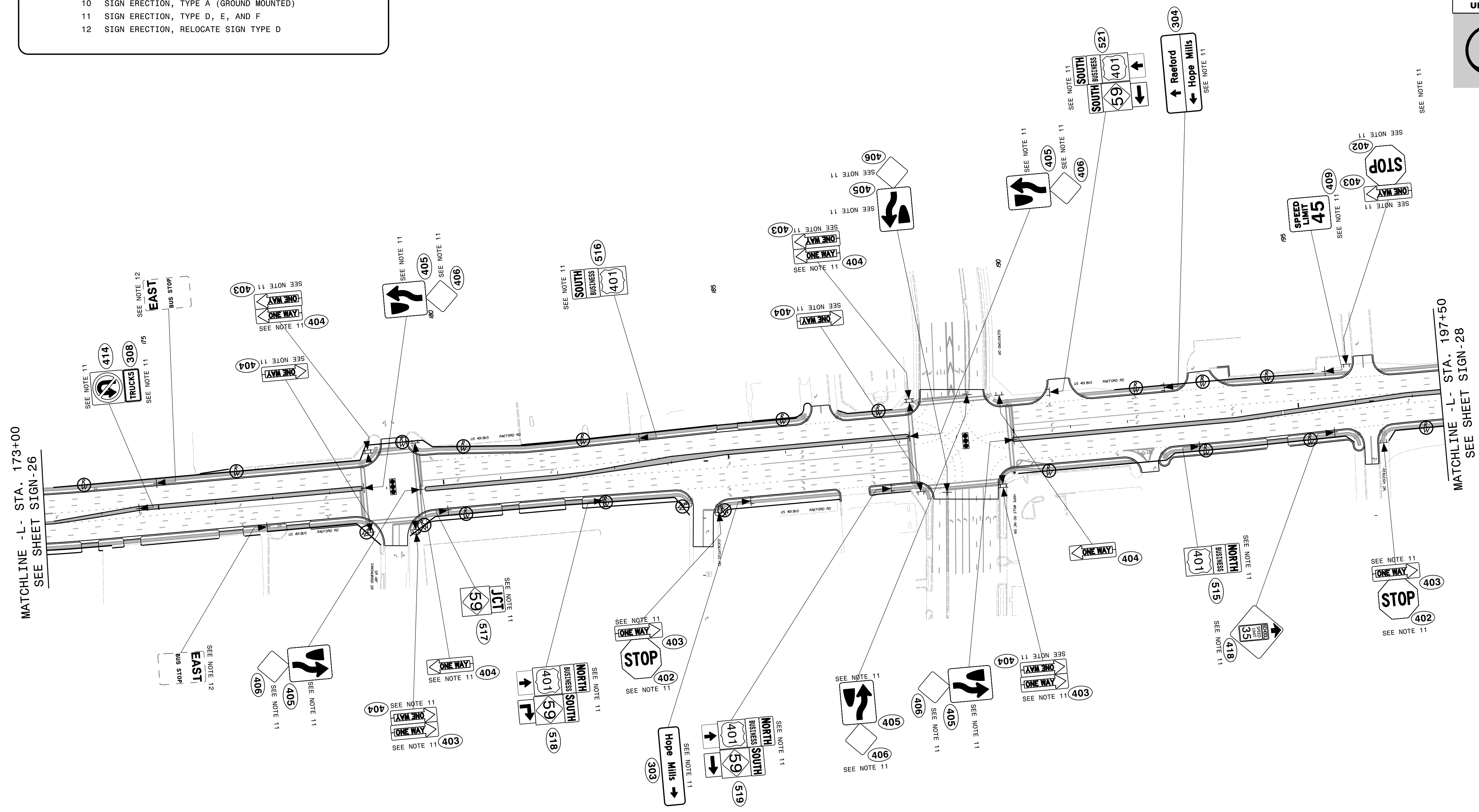
PROPOSED SIGNING
 (-L- Sta. 146+00 to -L- Sta. 173+00)

4/19/2018
 Us:\Traffic\Signing\CADD\Signing\Plan Sheets\Pr-oposed Signing\U-4405_PROPOSED_SIGN_26.dgn
 Jhambright

| | |
|--|-----------|
| TIP NO. | SHEET NO. |
| U-4405 | SIGN-27 |
| APPROVED: <i>Patsy L. Watson</i> | |
| DATE: 4/19/2018 | |
| SEAL | |
| | |
| DOCUMENT NOT CONSIDERED FINAL UNLESS ALL SIGNATURES COMPLETED | |



- PROJECT NOTES**
- DISPOSAL OF SIGN SYSTEM, U-CHANNEL
 - DISPOSAL OF SIGN SYSTEM, WOOD
 - DISPOSAL OF SIGN SYSTEM, STEEL BEAM
 - DISPOSAL OF SUPPORT, U-CHANNEL
 - DISPOSAL OF SUPPORT, WOOD
 - DISPOSAL OF SIGN, A OR B (OVERHEAD)
 - DISPOSAL OF SIGN SYSTEM ON SPANWIRE
 - RELOCATE SIGN, TYPE D
 - SIGN ERECTION, TYPE A (OVERHEAD)
 - SIGN ERECTION, TYPE A (GROUND MOUNTED)
 - SIGN ERECTION, TYPE D, E, AND F
 - SIGN ERECTION, RELOCATE SIGN TYPE D



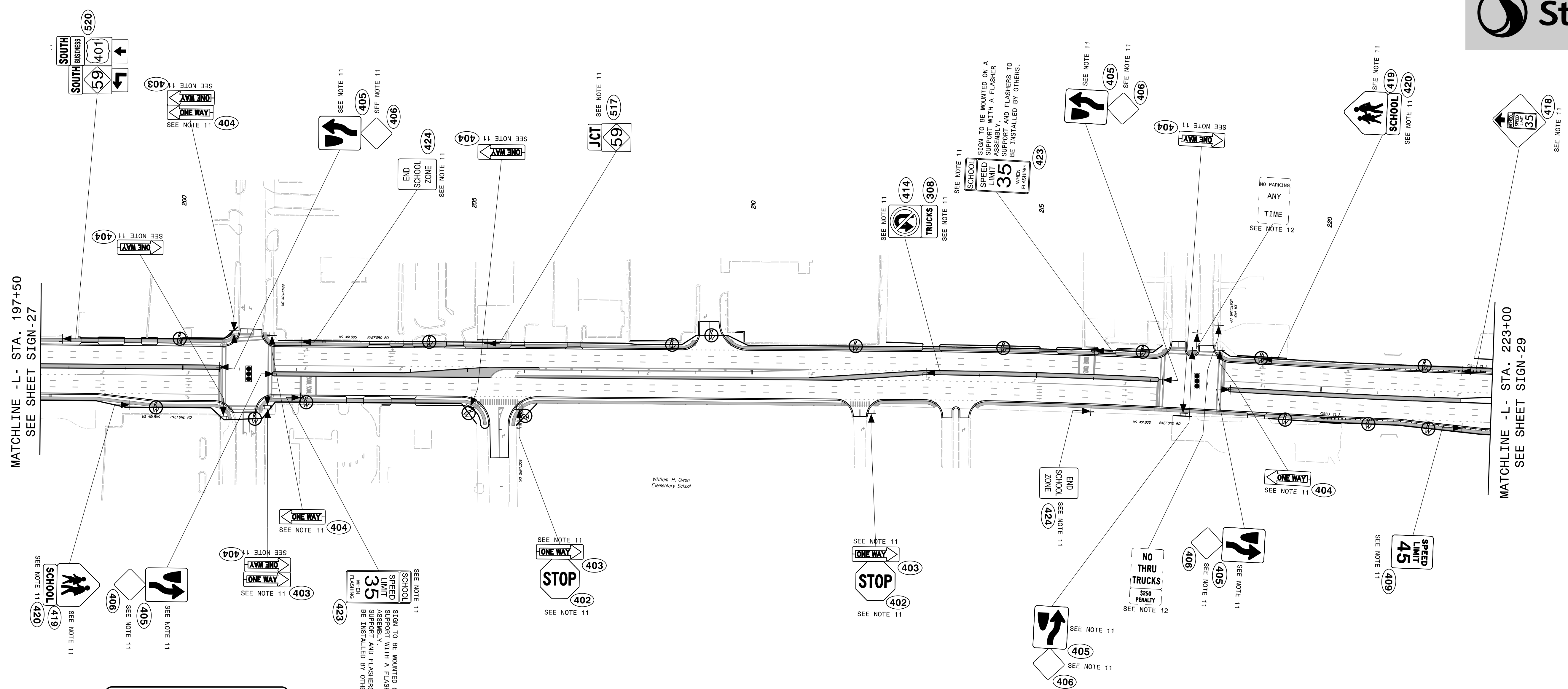
MATCHLINE - L- STA. 173+00
SEE SHEET SIGN-26

MATCHLINE - L- STA. 197+50
SEE SHEET SIGN-28

PROPOSED SIGNING
(-L- Sta. 173+00 to -L- Sta. 197+50)

4/19/2018
Us:\Traffic\Signing\CADD\Signing\Plan Sheets\Pr-oposed Signing\U-4405_PROPOSED_SIGN-27.dgn
Inambari

| | |
|---|-----------|
| TIP NO. | SHEET NO. |
| U-4405 | SIGN-28 |
| APPROVED: <i>Betsy L. Watson</i> | |
| DATE: 4/19/2018 | |
| SEAL | |
| | |
| DOCUMENT NOT CONSIDERED FINAL UNLESS ALL SIGNATURES COMPLETED | |




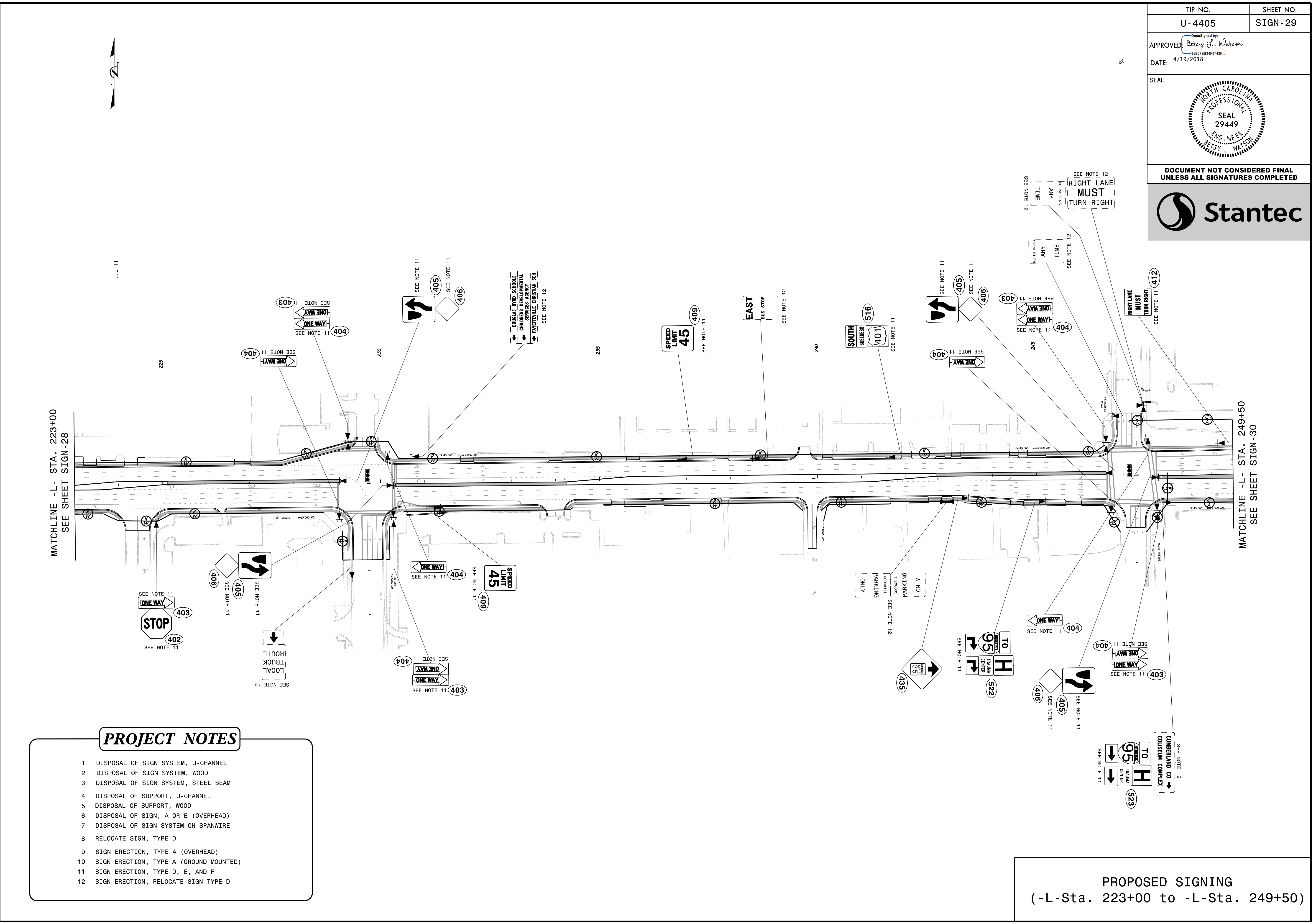
PROJECT NOTES

- 1 DISPOSAL OF SIGN SYSTEM, U-CHANNEL
- 2 DISPOSAL OF SIGN SYSTEM, WOOD
- 3 DISPOSAL OF SIGN SYSTEM, STEEL BEAM
- 4 DISPOSAL OF SUPPORT, U-CHANNEL
- 5 DISPOSAL OF SUPPORT, WOOD
- 6 DISPOSAL OF SIGN, A OR B (OVERHEAD)
- 7 DISPOSAL OF SIGN SYSTEM ON SPANWIRE
- 8 RELOCATE SIGN, TYPE D
- 9 SIGN ERECTION, TYPE A (OVERHEAD)
- 10 SIGN ERECTION, TYPE A (GROUND MOUNTED)
- 11 SIGN ERECTION, TYPE D, E, AND F
- 12 SIGN ERECTION, RELOCATE SIGN TYPE D

PROPOSED SIGNING
(-L- Sta. 197+50 to -L- Sta. 223+00)

4/19/2018
Us:\Traffic\Signing\CADD\Signing\Plan_Sheets\Proposed_Signing\U-4405_PROPOSED_SIGN_28.dgn
jhambright

| | |
|---|----------------------|
| TIP NO. U-4405 | SHEET NO. SIGN-29 |
| APPROVED: <i>Petsy L. Watson</i> DATE: 4/19/2018 | |
| SEAL  | |
| DOCUMENT NOT CONSIDERED FINAL UNLESS ALL SIGNATURES COMPLETED | |



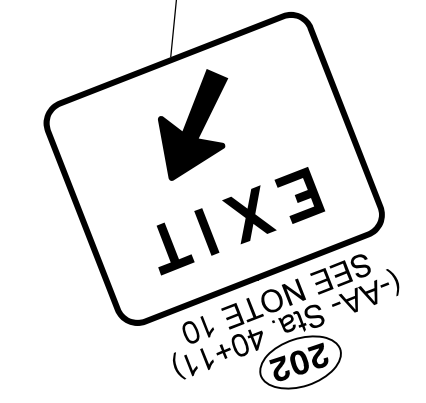
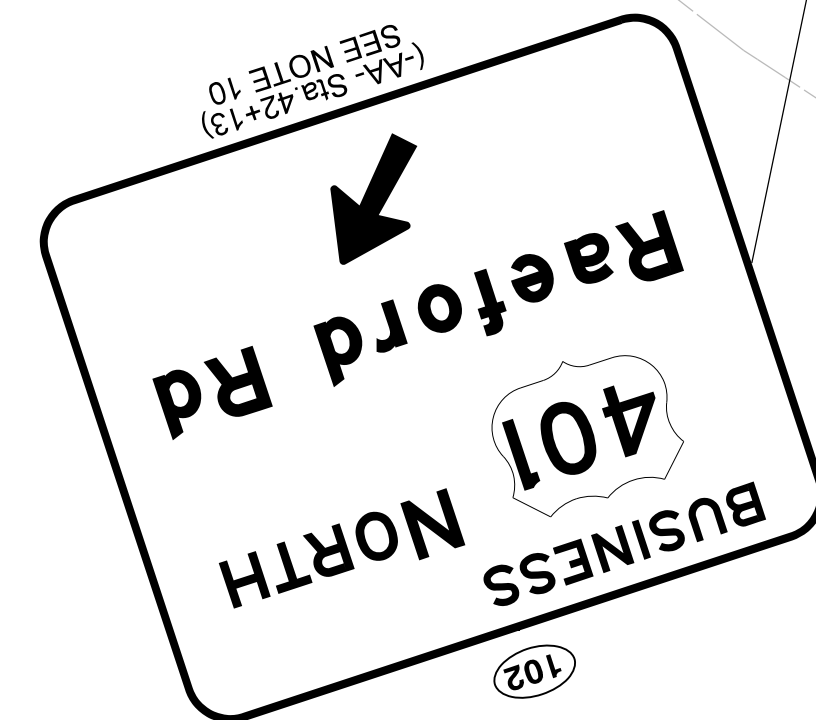
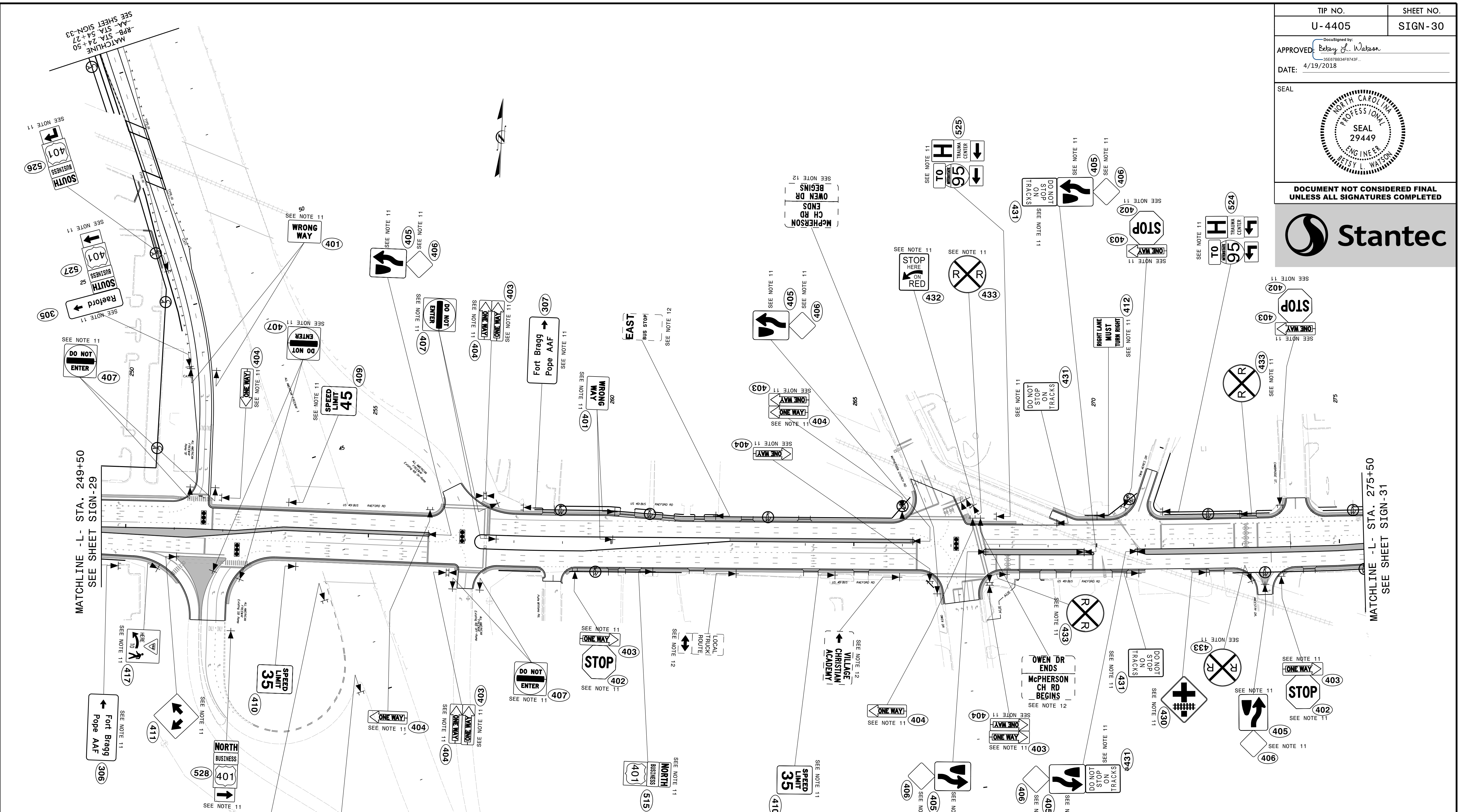
PROJECT NOTES

- 1 DISPOSAL OF SIGN SYSTEM, U-CHANNEL
- 2 DISPOSAL OF SIGN SYSTEM, WOOD
- 3 DISPOSAL OF SIGN SYSTEM, STEEL BEAM
- 4 DISPOSAL OF SUPPORT, U-CHANNEL
- 5 DISPOSAL OF SUPPORT, WOOD
- 6 DISPOSAL OF SIGN, A OR B (OVERHEAD)
- 7 DISPOSAL OF SIGN SYSTEM ON SPANWIRE
- 8 RELOCATE SIGN, TYPE D
- 9 SIGN ERECTION, TYPE A (OVERHEAD)
- 10 SIGN ERECTION, TYPE A (GROUND MOUNTED)
- 11 SIGN ERECTION, TYPE D, E, AND F
- 12 SIGN ERECTION, RELOCATE SIGN TYPE D

PROPOSED SIGNING
(-L- Sta. 223+00 to -L- Sta. 249+50)

4/19/2018
Us:\Traffic\Signing\CADD\Signing\Plan Sheets\Proposed Signing\U-4405_PROPOSED_SIGN_29.dgn
hambright


| | |
|---|-----------|
| TIP NO. | SHEET NO. |
| U-4405 | SIGN-30 |
| APPROVED: <i>Patsy L. Watson</i> DATE: 4/19/2018 | |
| SEAL NORTH CAROLINA PROFESSIONAL ENGINEER SEAL 29449 PATSY L. WATSON | |
| DOCUMENT NOT CONSIDERED FINAL UNLESS ALL SIGNATURES COMPLETED | |

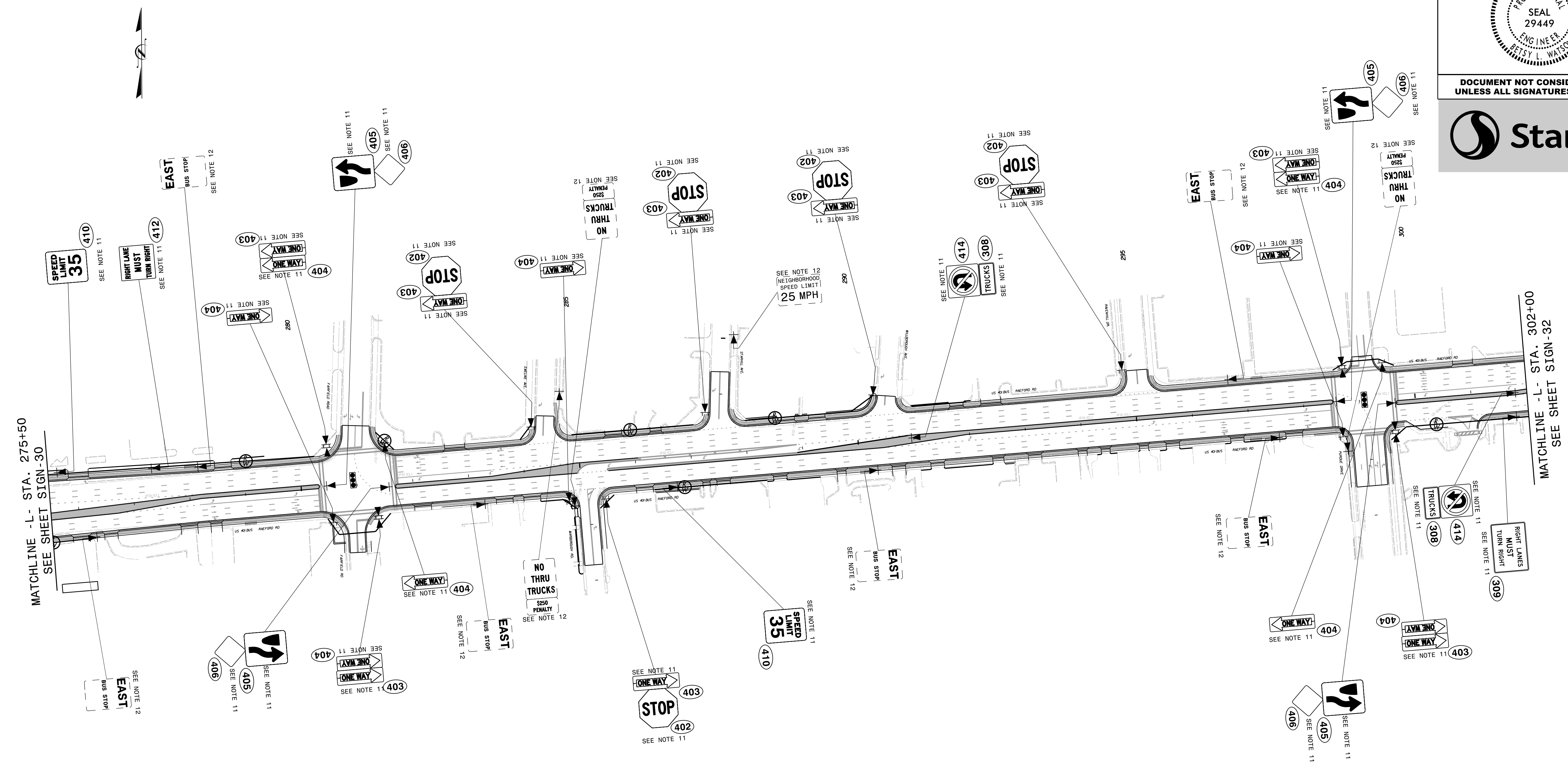


- PROJECT NOTES**
- DISPOSAL OF SIGN SYSTEM, U-CHANNEL
 - DISPOSAL OF SIGN SYSTEM, WOOD
 - DISPOSAL OF SIGN SYSTEM, STEEL BEAM
 - DISPOSAL OF SUPPORT, U-CHANNEL
 - DISPOSAL OF SUPPORT, WOOD
 - DISPOSAL OF SIGN, A OR B (OVERHEAD)
 - DISPOSAL OF SIGN SYSTEM ON SPANWIRE
 - RELOCATE SIGN, TYPE D
 - SIGN ERECTION, TYPE A (OVERHEAD)
 - SIGN ERECTION, TYPE A (GROUND MOUNTED)
 - SIGN ERECTION, TYPE D, E, AND F
 - SIGN ERECTION, RELOCATE SIGN TYPE D

PROPOSED SIGNING
(-L- Sta. 249+50 to -L- Sta. 275+50)

4/19/2018
Us:\Traffic\Signing\CADD\Signing\Plan Sheets\Pr-oposed Signing\U-4405_PROPOSED_SIGN_30.dgn
In:\bright

| | |
|---|----------------------|
| TIP NO. U-4405 | SHEET NO. SIGN-31 |
| APPROVED: <i>Betsy L. Watson</i> DATE: 4/19/2018 | |
| SEAL  | |
| DOCUMENT NOT CONSIDERED FINAL UNLESS ALL SIGNATURES COMPLETED | |




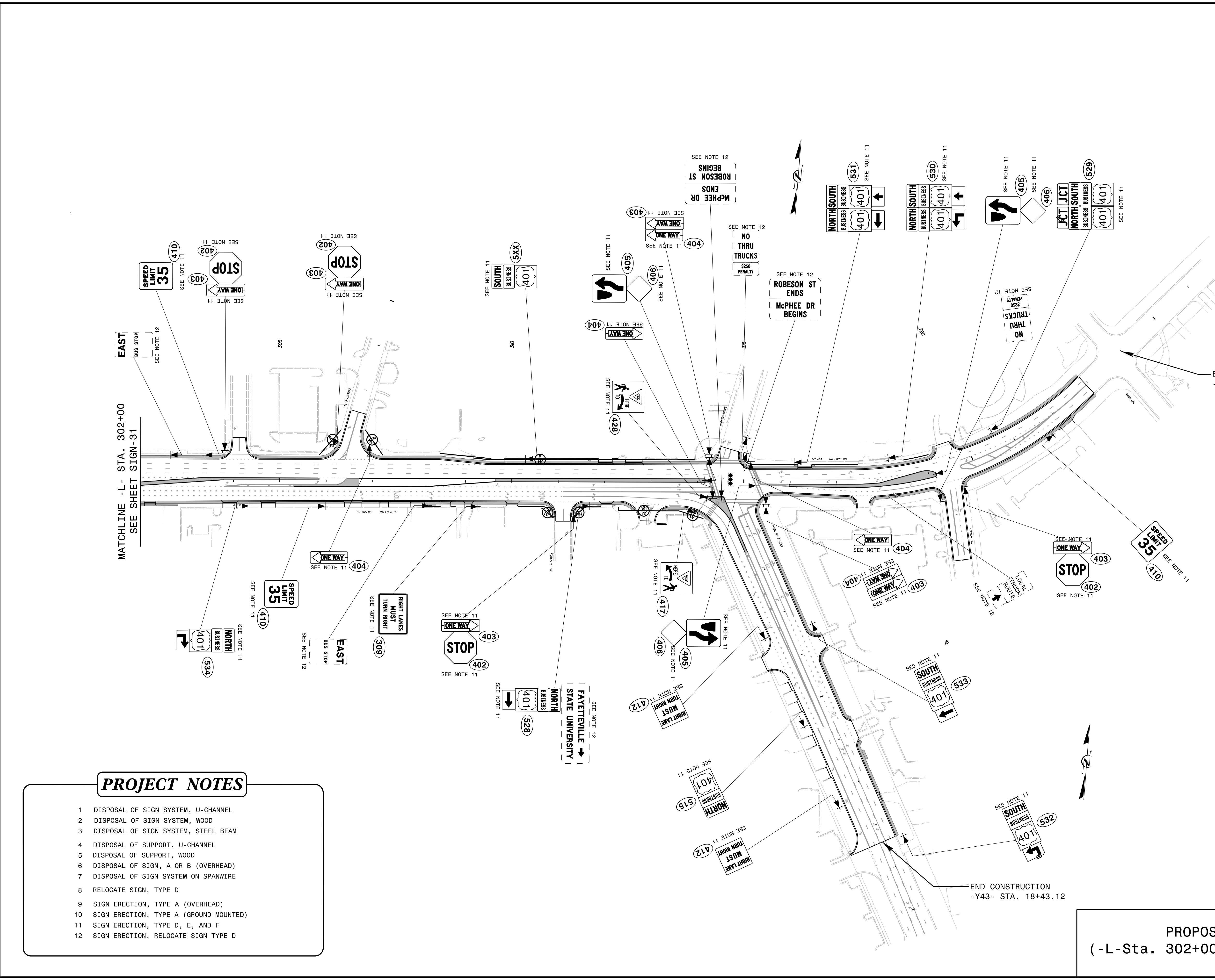
PROJECT NOTES

- 1 DISPOSAL OF SIGN SYSTEM, U-CHANNEL
- 2 DISPOSAL OF SIGN SYSTEM, WOOD
- 3 DISPOSAL OF SIGN SYSTEM, STEEL BEAM
- 4 DISPOSAL OF SUPPORT, U-CHANNEL
- 5 DISPOSAL OF SUPPORT, WOOD
- 6 DISPOSAL OF SIGN, A OR B (OVERHEAD)
- 7 DISPOSAL OF SIGN SYSTEM ON SPANWIRE
- 8 RELOCATE SIGN, TYPE D
- 9 SIGN ERECTION, TYPE A (OVERHEAD)
- 10 SIGN ERECTION, TYPE A (GROUND MOUNTED)
- 11 SIGN ERECTION, TYPE D, E, AND F
- 12 SIGN ERECTION, RELOCATE SIGN TYPE D

PROPOSED SIGNING
(-L- Sta. 275+50 to -L- Sta. 302+00)

4/19/2018 Us:\Traffic\Signing\CADD\Signing\Plan Sheets\Pr-oposed Signing\U-4405_PROPOSED_SIGN_31.dgn

| | |
|---|-----------|
| TIP NO. | SHEET NO. |
| U-4405 | SIGN-32 |
| APPROVED: <i>Petsy L. Watson</i> DATE: 4/19/2018 | |
| SEAL  | |
| DOCUMENT NOT CONSIDERED FINAL UNLESS ALL SIGNATURES COMPLETED | |



PROJECT NOTES


- 1 DISPOSAL OF SIGN SYSTEM, U-CHANNEL
- 2 DISPOSAL OF SIGN SYSTEM, WOOD
- 3 DISPOSAL OF SIGN SYSTEM, STEEL BEAM
- 4 DISPOSAL OF SUPPORT, U-CHANNEL
- 5 DISPOSAL OF SUPPORT, WOOD
- 6 DISPOSAL OF SIGN, A OR B (OVERHEAD)
- 7 DISPOSAL OF SIGN SYSTEM ON SPANWIRE
- 8 RELOCATE SIGN, TYPE D
- 9 SIGN ERECTION, TYPE A (OVERHEAD)
- 10 SIGN ERECTION, TYPE A (GROUND MOUNTED)
- 11 SIGN ERECTION, TYPE D, E, AND F
- 12 SIGN ERECTION, RELOCATE SIGN TYPE D

PROPOSED SIGNING
(-L- Sta. 302+00 to -L- Sta. 322+95)

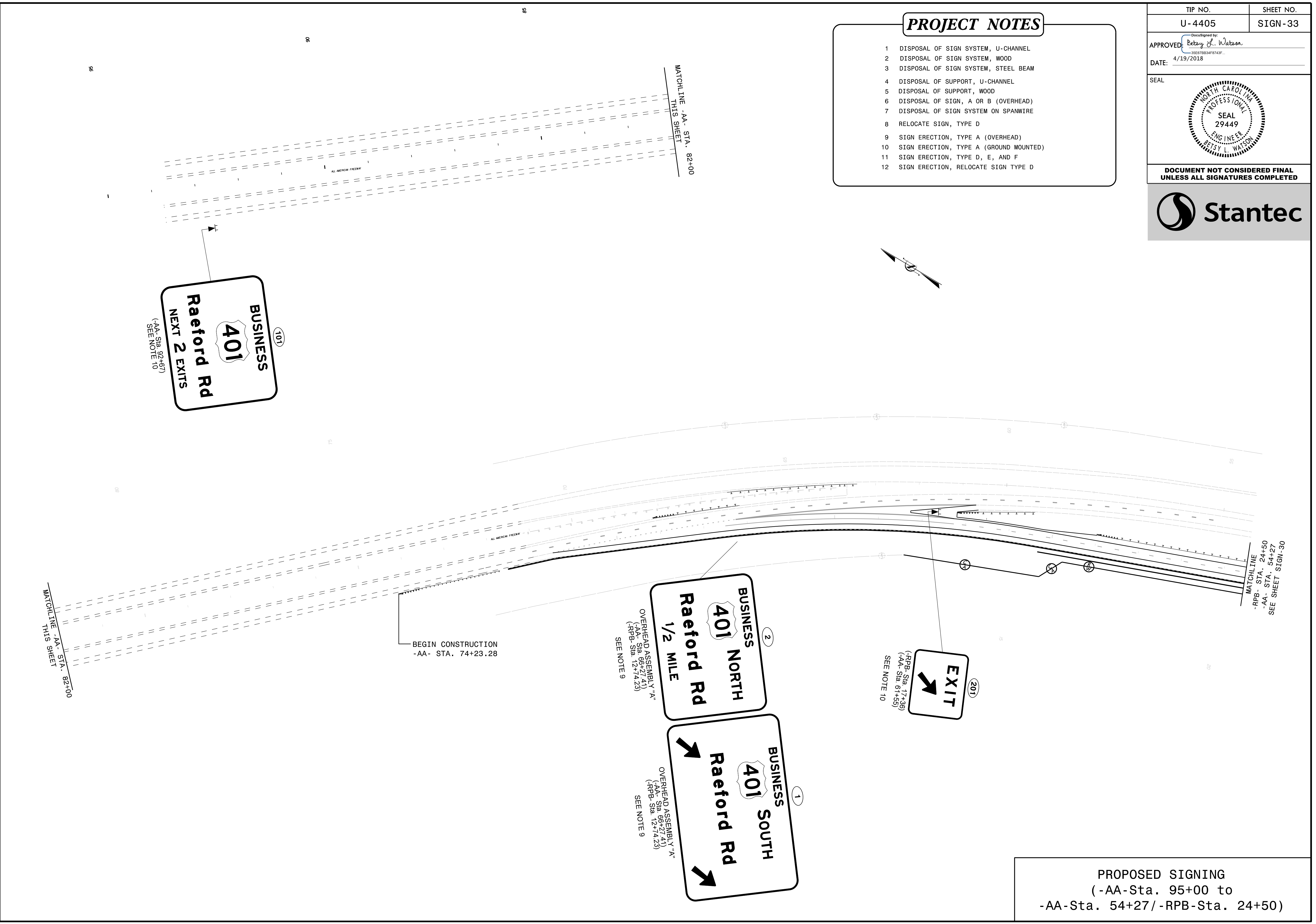
4/19/2018 Us:\Traffic\Signing\CADD\Signing\Plan Sheets\Proposed Signing\U-4405_PROPOSED_SIGN_32.dgn

END TIP PROJECT U-4405
-L- STA. 324+00

END CONSTRUCTION
-Y43- STA. 18+43.12

| | |
|---|----------------------|
| TIP NO. U-4405 | SHEET NO. SIGN-33 |
| APPROVED: <i>Petsy L. Watson</i> <small>DocuSigned by: 30E67B834F8743F...</small> | |
| DATE: 4/19/2018 | |
| SEAL  | |
| DOCUMENT NOT CONSIDERED FINAL UNLESS ALL SIGNATURES COMPLETED | |

- PROJECT NOTES**
- DISPOSAL OF SIGN SYSTEM, U-CHANNEL
 - DISPOSAL OF SIGN SYSTEM, WOOD
 - DISPOSAL OF SIGN SYSTEM, STEEL BEAM
 - DISPOSAL OF SUPPORT, U-CHANNEL
 - DISPOSAL OF SUPPORT, WOOD
 - DISPOSAL OF SIGN, A OR B (OVERHEAD)
 - DISPOSAL OF SIGN SYSTEM ON SPANWIRE
 - RELOCATE SIGN, TYPE D
 - SIGN ERECTION, TYPE A (OVERHEAD)
 - SIGN ERECTION, TYPE A (GROUND MOUNTED)
 - SIGN ERECTION, TYPE D, E, AND F
 - SIGN ERECTION, RELOCATE SIGN TYPE D



PROPOSED SIGNING
(-AA-Sta. 95+00 to
-AA-Sta. 54+27/-RPB-Sta. 24+50)

4/19/2018
Us:\Traffic\Signing\CADD\Signing\Plan Sheets\Proposed Signing\U-4405_PROPOSED_SIGN_33.dgn
In:\mbright