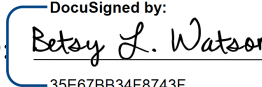



**This electronic collection of documents is provided
for the convenience of the user
and is Not a Certified Document –**

**The documents contained herein were originally issued
and sealed by the individuals whose names and license
numbers appear on each page, on the dates appearing
with their signature on that page.**

**This file or an individual page
shall not be considered a certified document.**

TIP NO.	SHEET NO.
U-4405	PMP-1
APPROVED:  DATE: 4/19/2018	
SEAL	
	
DOCUMENT NOT CONSIDERED FINAL UNLESS ALL SIGNATURES COMPLETED	



**STATE OF NORTH CAROLINA
DEPARTMENT OF TRANSPORTATION**

**PAVEMENT MARKING PLAN
CUMBERLAND COUNTY**

T.I.P.: U-4405

CONTRACT: C204107

INDEX

SHEET NO.	DESCRIPTION
PMP-1	PAVEMENT MARKING PLAN TITLE AND NOTES SHEET
PMP-1A	CROSSWALK PAVEMENT MARKING GUIDANCE DETAIL
PMP-1B	PAVEMENT MARKING SCHEDULE
PMP-1C-1D	CURB RAMP LOCATION INFORMATION
PMP-2-30	PAVEMENT MARKING DETAILS

GENERAL NOTES

- THE FOLLOWING GENERAL NOTES APPLY AT ALL TIMES FOR THE DURATION OF THE CONSTRUCTION PROJECT, EXCEPT WHEN OTHERWISE NOTED IN THE PLAN, OR DIRECTED BY THE ENGINEER.
- A) INSTALL PAVEMENT MARKINGS AND PAVEMENT MARKERS ON THE FINAL SURFACE AS FOLLOWS:
- | ROAD NAME | MARKING TYPE | MARKER TYPE |
|-------------|----------------------|------------------|
| ALL ROADS | THERMOPLASTIC | PERMANENT RAISED |
| BRIDGE DECK | COLD APPLIED PLASTIC | PERMANENT RAISED |
- B) TIE PROPOSED PAVEMENT MARKING LINES TO EXISTING PAVEMENT MARKING LINES.
- C) REMOVE/REPLACE ANY CONFLICTING/DAMAGED PAVEMENT MARKINGS AND MARKERS.
- D) STOP BAR LOCATIONS AT NON-SIGNALIZED INTERSECTIONS MAY BE ADJUSTED AS DIRECTED BY THE ENGINEER.
- E) REMOVE ALL RESIDUE AND SURFACE LAITANCE BY ACCEPTABLE METHODS ON CONCRETE BRIDGE DECKS PRIOR TO PLACING (COLD APPLIED PLASTIC) PAVEMENT MARKING MATERIAL.
- F) UNLESS OTHERWISE SPECIFIED, HEATED-IN-PLACE THERMOPLASTIC MAY BE USED IN LIEU OF EXTRUDED THERMOPLASTIC FOR STOP BARS, SYMBOLS, CHARACTERS AND DIAGONALS. IF HEATED-IN-PLACE IS USED, IT SHALL BE PAID FOR USING THE EXTRUDED THERMOPLASTIC PAY ITEM.
- G) UNLESS OTHERWISE SPECIFIED, HEATED-IN-PLACE THERMOPLASTIC MAY BE USED IN LIEU OF COLD APPLIED PLASTIC FOR STOP BARS, SYMBOLS, CHARACTERS AND DIAGONALS ON ASPHALT OR CONCRETE ROADWAYS. IF HEATED-IN-PLACE IS USED, IT SHALL BE PAID FOR USING THE COLD APPLIED PAY ITEM.
- H) TYPE III COLD APPLIED PLASTIC MAY BE USED IN LIEU OF TYPE II COLD APPLIED PLASTIC. IF TYPE III COLD APPLIED PLASTIC IS USED, IT SHALL BE PAID FOR USING THE TYPE II COLD APPLIED PLASTIC PAY ITEM.
- I) SEE ROADWAY PLANS FOR ALTERNATE CURB RAMP DESIGNS WHEN INDICATED ON PAVEMENT MARKING DETAIL SHEETS.


ROADWAY STANDARD DRAWING

THE FOLLOWING ROADWAY STANDARDS AS APPEAR IN "ROADWAY STANDARD DRAWINGS" - PROJECT SERVICES UNIT - N.C. DEPARTMENT OF TRANSPORTATION - RALEIGH, N.C., DATED JANUARY 2018 ARE APPLICABLE TO THIS PROJECT AND BY REFERENCE HEREBY ARE CONSIDERED A PART OF THESE PLANS:

STD. NO.	TITLE
1205.01	PAVEMENT MARKINGS - LINE TYPES AND OFFSETS
1205.02	PAVEMENT MARKINGS - TWO-LANE AND MULTILANE ROADWAYS
1205.03	PAVEMENT MARKINGS - EXIT AND ENTRANCE RAMP
1205.04	PAVEMENT MARKINGS - INTERSECTIONS
1205.05	PAVEMENT MARKINGS - TURN LANES
1205.06	PAVEMENT MARKINGS - LANE DROPS
1205.08	PAVEMENT MARKINGS - SYMBOLS AND WORD MESSAGES
1205.09	PAVEMENT MARKINGS - PAINTED ISLANDS
1205.10	PAVEMENT MARKINGS - SCHOOL AREAS
1205.11	PAVEMENT MARKINGS - RAILROAD CROSSINGS
1250.01	RAISED PAVEMENT MARKERS - INSTALLATION SPACING
1251.01	RAISED PAVEMENT MARKERS - PERMANENT AND TEMPORARY
1261.01	GUARDRAIL AND BARRIER DELINEATORS - INSTALLATION SPACING
1261.02	GUARDRAIL AND BARRIER DELINEATORS - TYPES AND MOUNTING
1262.01	GUARDRAIL END DELINEATION
1264.01	OBJECT MARKERS - TYPES
1264.02	OBJECT MARKERS - INSTALLATION
1267.01	FLEXIBLE DELINEATORS - INSTALLATION
1267.02	FLEXIBLE DELINEATORS - SPACING TABLES
1267.03	FLEXIBLE DELINEATORS - INTERCHANGE PLACEMENT

PLAN REVIEWED BY: N.C.D.O.T. SIGNING AND DELINEATION UNIT

AYMAN ALQUDWAH, P.E.	SIGNING & DELINEATION REGIONAL ENGINEER
STACEY JOHNS	SIGNING & DELINEATION PROJECT DESIGN ENGINEER



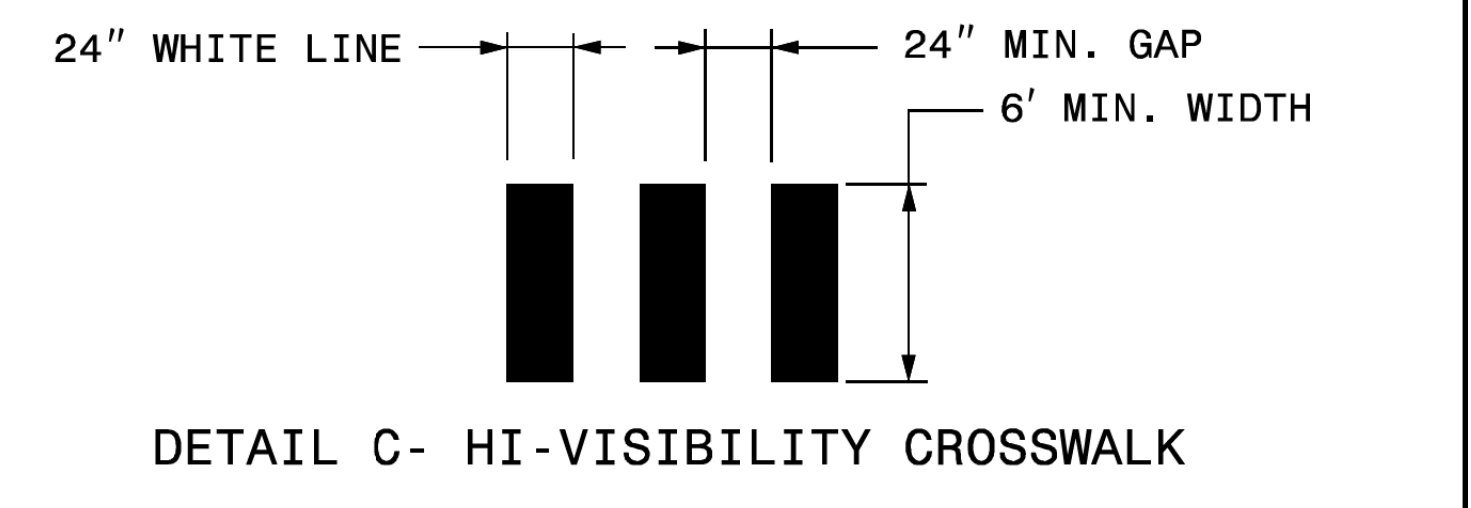
PLAN PREPARED BY: firms name here

BETSY L. WATSON, P.E.	Senior Principal
DEAN HARRIS	Senior Transportation Designer
JAMES HAMBRIGHT	Senior Transportation Technician

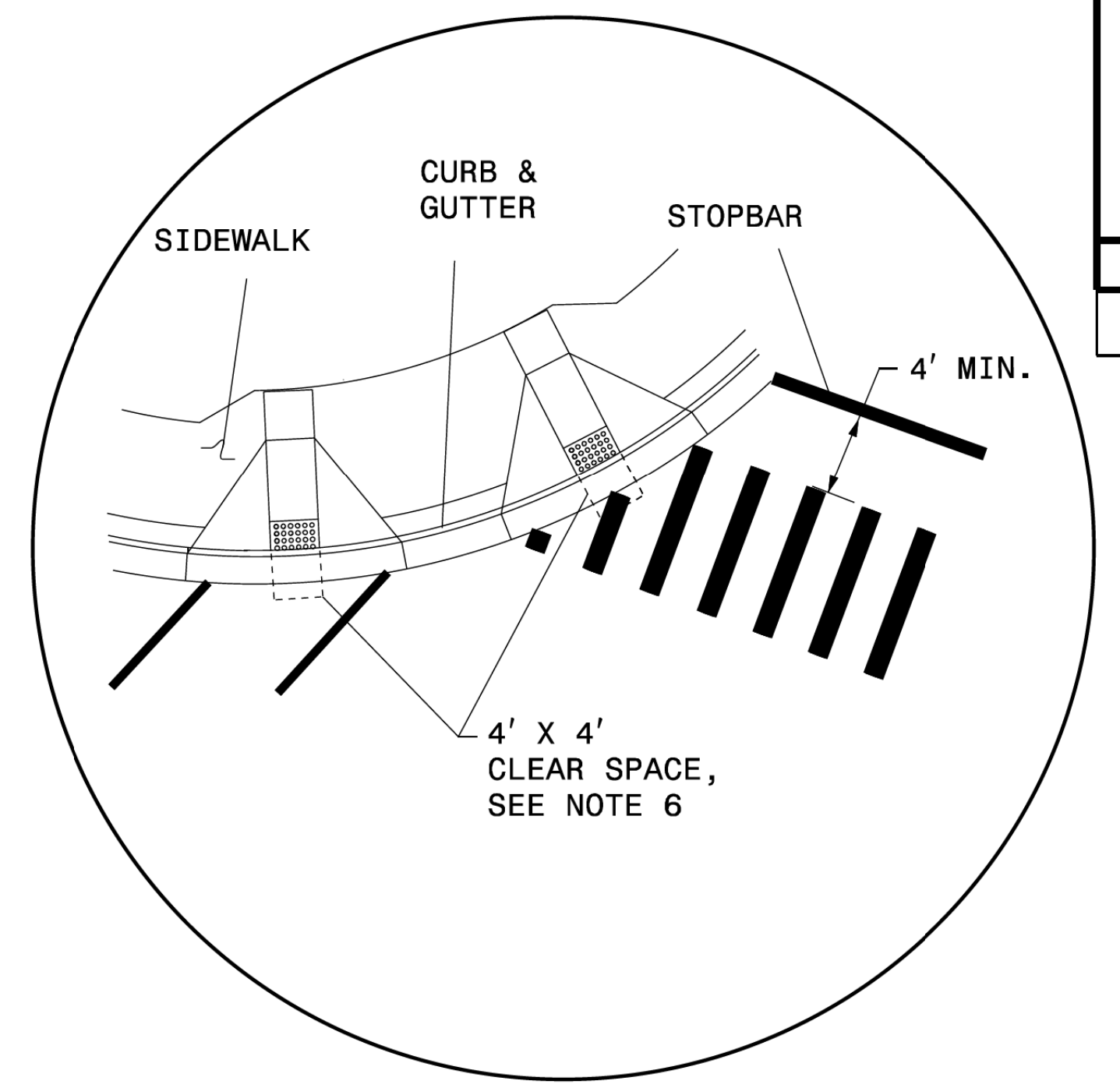
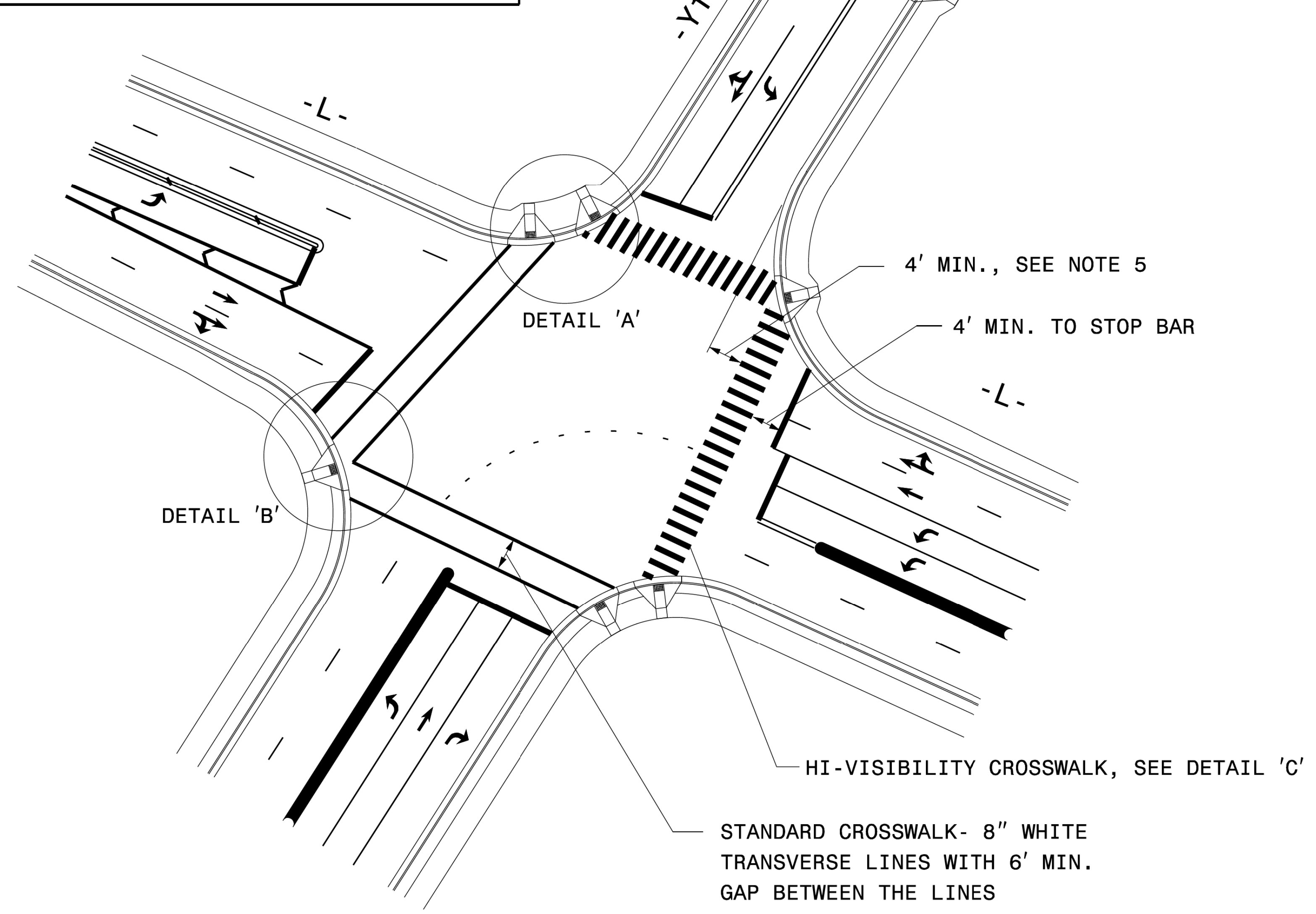


Stantec Consulting Services Inc.
801 Jones Franklin Road
Suite 300
Raleigh, NC 27606
Tel. (919) 851-6866
Fax. (919) 851-7024
www.stantec.com
License No. F-0672

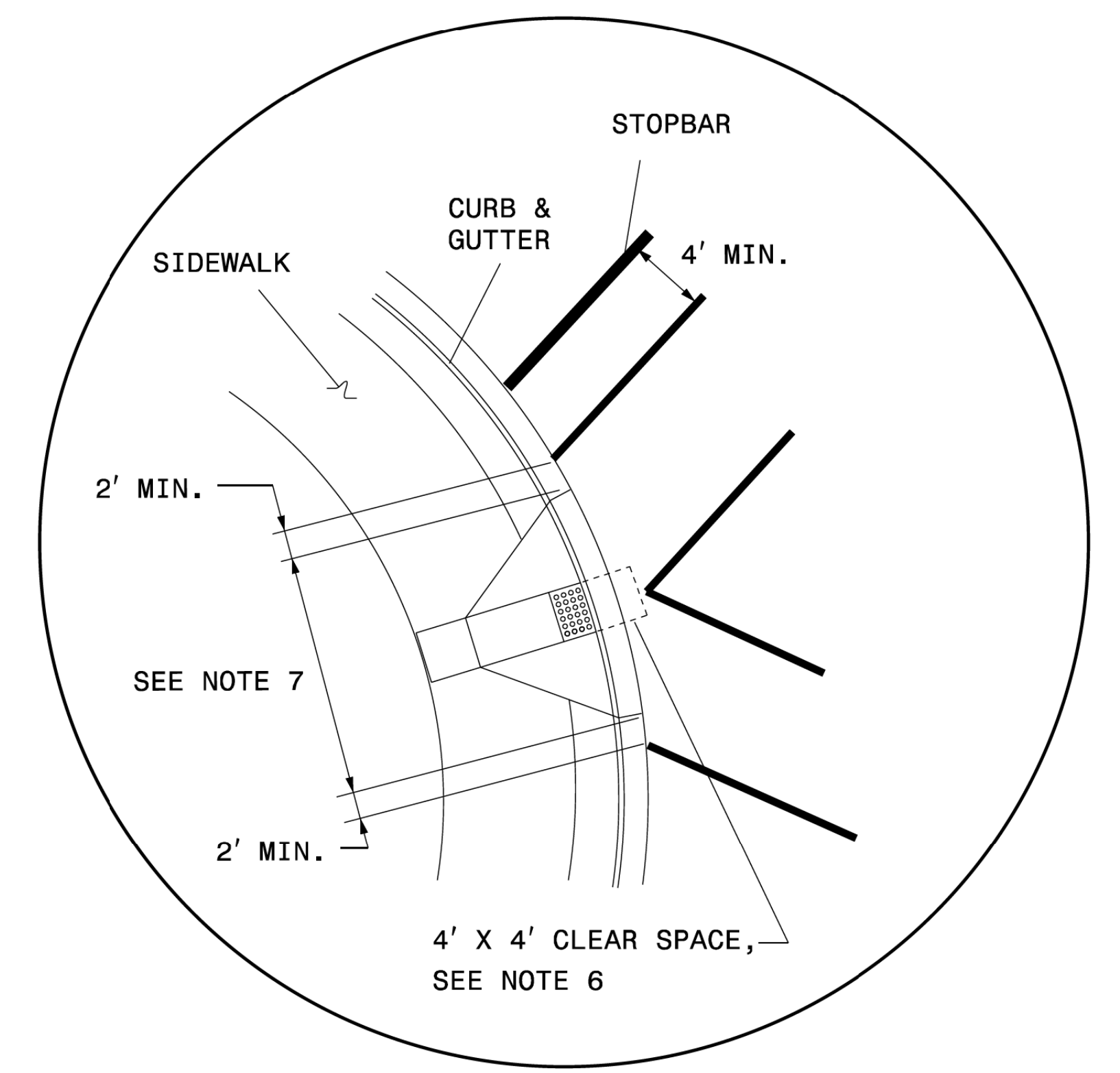
TIP NO.	SHEET NO.
U-4405	PMP-1A
APPROVED: <i>Ron King</i>	
DATE: 8/10/2016	
REVISIONS	
DOCUMENT NOT CONSIDERED FINAL UNLESS ALL SIGNATURES COMPLETED	



UNLESS OTHERWISE SPECIFIED, HI-VISIBILITY CROSSWALK MARKINGS SHOULD BE USED AT MID-BLOCK CROSSINGS, SEE DETAIL 'C'



DETAIL 'A'- DUAL CURB RAMPS




DETAIL 'B'- SINGLE DIAGONAL CURB RAMP

NOTES:

1. USE THE DETAILS ABOVE AND THE FOLLOWING NOTES FOR GUIDANCE IN PLACING CROSSWALK MARKINGS. REFER TO NCDOT ROADWAY STANDARD DRAWINGS, MUTCD AND ADA STANDARDS FOR ADDITIONAL GUIDANCE.
2. THE LOCATION AND TYPE OF CROSSWALK MARKINGS SHOWN ON THE ABOVE DETAILS ARE FOR REFERENCE ONLY. LOCATE CROSSWALK MARKINGS AS SHOWN ON THE PROJECT DETAIL SHEETS OR AS DIRECTED BY THE ENGINEER. THE CROSSWALK MARKING TYPE, STANDARD OR HI-VISIBILITY, SHALL BE INSTALLED AS SPECIFIED ON THE PROJECT DETAIL SHEETS OR AS DIRECTED BY THE ENGINEER.
3. THE STANDARD CROSSWALK IS TWO WHITE 8" TRANSVERSE LINES WITH A 6' MINIMUM GAP BETWEEN THE LINES. THE HI-VISIBILITY CROSSWALK IS WHITE 24" WIDE LONGITUDINAL LINES WITH 24" MINIMUM GAPS BETWEEN LINES, SEE DETAIL 'C'. HI-VISIBILITY CROSSWALKS SHOULD BE A MINIMUM OF 6' WIDE.
4. STOP BARS SHOULD BE PLACED A MINIMUM OF 4' IN ADVANCE OF NEAREST CROSSWALK LINE.
5. SET BACK DISTANCE FROM INSIDE CROSSWALK MARKING TO NEAREST EDGE OF TRAVEL IS 4' MIN.
6. BEYOND THE BOTTOM GRADE BREAK, A CLEAR SPACE OF 4' X 4' MINIMUM SHALL BE PROVIDED WITHIN THE MARKINGS.
7. SINGLE DIAGONAL CURB RAMPS WITH FLARED SIDES SHALL HAVE A SEGMENT OF CURB 2 FEET LONG MINIMUM LOCATED ON EACH SIDE OF THE CURB RAMP AND WITHIN THE MARKED CROSSING, SEE DETAIL 'B'.
8. CURB RAMPS SHALL BE CONSTRUCTED IN ACCORDANCE TO THE LATEST NCDOT ROADWAY STANDARD DRAWINGS.

CROSSWALK PAVEMENT MARKING GUIDANCE DETAIL

8/8/2016 Standards Group NEW Standards and Drawings\Crosswalk Guidance Detail\Crosswalk Guidance Detail-25-16.dgn

TIP NO.	SHEET NO.
U - 4405	PMP - 1B
<small>DocuSigned by:</small> APPROVED <i>Betsy L. Watson</i> <small>35E878B34F8743F</small>	
DATE: 4/19/2018	
SEAL	
	
DOCUMENT NOT CONSIDERED FINAL UNLESS ALL SIGNATURES COMPLETED	


PAVEMENT MARKING SCHEDULE

CA	WHITE EDGELINE (4")	Cold Applied Plastic	4770000000-E
CB	YELLOW EDGELINE (4")	Cold Applied Plastic	4770000000-E
CC	10 FT. WHITE SKIP (4")	Cold Applied Plastic	4770000000-E
T1	WHITE LINE, RR X (16", 120 MIL)	Thermo	4705000000-E
T2	WHITE STOPBAR (24", 120 MIL)	Thermo	4710000000-E
T3	WHITE CROSSWALK LINE (24", 120 MIL)	Thermo	4710000000-E
T8	2 FT. - 6 FT./SP WHITE MINISKIP (4", 120 MIL)	Thermo	4686000000-E
T9	2 FT. - 6 FT./SP YELLOW MINISKIP (4", 120 MIL)	Thermo	4686000000-E
T13	3 FT. - 9 FT./SP WHITE MINISKIP (8", 120 MIL)	Thermo	4697000000-E
TA	WHITE EDGELINE (4", 90 MIL)	Thermo	4685000000-E
TB	YELLOW EDGELINE (4", 90 MIL)	Thermo	4685000000-E
TC	10 FT. WHITE SKIP (4", 120 MIL)	Thermo	4686000000-E
TD	3 FT. - 9 FT./SP WHITE MINISKIP (4", 120 MIL)	Thermo	4686000000-E
TE	WHITE SOLID LANE LINE (4", 120 MIL)	Thermo	4686000000-E
TF	10 FT. YELLOW SKIP (4", 120 MIL)	Thermo	4686000000-E
TH	YELLOW SINGLE CENTER (4", 120 MIL)	Thermo	4686000000-E
TI	YELLOW DOUBLE CENTER (4", 120 MIL)	Thermo	4686000000-E
TN	WHITE GORELINE (8", 90 MIL)	Thermo	4695000000-E
TO	WHITE DIAGONAL (8", 90 MIL)	Thermo	4695000000-E
TP	YELLOW DIAGONAL (8", 90 MIL)	Thermo	4695000000-E
TQ	WHITE CROSSWALK LINE (8", 120 MIL)	Thermo	4697000000-E
TR	WHITE SOLID LANE LINE (8", 120 MIL)	Thermo	4697000000-E
UA	LEFT TURN ARROW (90 MIL)	Thermo	4725000000-E
UB	RIGHT TURN ARROW (90 MIL)	Thermo	4725000000-E
UC	STRAIGHT ARROW (90 MIL)	Thermo	4725000000-E
UD	COMBO. LEFT/STRAIGHT ARROW (90 MIL)	Thermo	4725000000-E
UE	COMBO. RIGHT/STRAIGHT ARROW (90 MIL)	Thermo	4725000000-E
UI	ALPHANUMERIC CHAR. (120 MIL)	Thermo	4721000000-E
UN	24" YIELD LINE TRIANGLE (90 MIL)	Thermo	4725000000-E
UO	BICYCLE LEFT ARROW, HEATED-IN-PLACE (90 MIL)	Thermo	4726110000-E
UP	MERGE ARROW (90 MIL)	Thermo	4725000000-E
UQ	RAMP ARROW SYMBOL (90 MIL)	Thermo	4725000000-E
UT	U-TURN ARROW (90 MIL)	Thermo	4725000000-E
YD	COMBO. LEFT/U-TURN ARROW	Thermo	4725000000-E



4/19/2018
 U:\TracTrac\Signing\CADD\Pavement\Markings\Plan Sheets\U-4405.pmp_1-I-D.dgn
 jhambright

PAVEMENT MARKING DETAIL

TIP NO.	SHEET NO.
U-4405	PMP-1C
APPROVED <i>Betsy L. Watson</i> <small>DocuSigned by: Betsy L. Watson 30E87B34F8743F</small>	
DATE: 4/19/2018	
SEAL 	
DOCUMENT NOT CONSIDERED FINAL UNLESS ALL SIGNATURES COMPLETED	




CURB RAMP NUMBER	CURB RAMP LOCATION		CURB RAMP TYPE
	STATION	OFFSET	
1	-Y51- Sta. 11+62 +/-	16.17' RT	STANDARD
2	-Y51- Sta. 11+61 +/-	16.58' LT	STANDARD
3	-Y52- Sta. 11+43 +/-	25.99' RT	STANDARD
4	-Y52- Sta. 11+46 +/-	20.85' LT	STANDARD
5	-Y53- Sta. 12+33 +/-	25.86' RT	STANDARD
6	-Y53- Sta. 12+33 +/-	26.19' LT	STANDARD
7	-Y1- Sta. 14+62 +/-	44.66' RT	STANDARD
8	-Y1- Sta. 14+63 +/-	43.35' LT	STANDARD
9	-Y2- Sta. 10+88 +/-	21.67' RT	STANDARD
10	-Y2- Sta. 10+88 +/-	23.60' LT	STANDARD
11	-L- Sta. 25+37 +/-	62.77' LT	STANDARD
12	-L- Sta. 25+73 +/-	62.45' LT	STANDARD
13	-L- Sta. 28+86 +/-	94.95' LT	STANDARD
14	-L- Sta. 29+23 +/-	94.95' LT	STANDARD
15	-L- Sta. 31+65 +/-	70.06' LT	STANDARD
16	-L- Sta. 32+31 +/-	68.66' LT	TYPE 4A
17	-L- Sta. 32+36 +/-	64.33' LT	
18	-L- Sta. 32+36 +/-	40.50' RT	TYPE 3
19	-L- Sta. 35+97 +/-	62.66' LT	STANDARD
20	-L- Sta. 36+41 +/-	62.47' LT	STANDARD
21	-L- Sta. 39+41 +/-	59.88' LT	STANDARD
22	-L- Sta. 39+89 +/-	59.43' LT	STANDARD
23	-L- Sta. 41+63 +/-	59.43' LT	STANDARD
24	-L- Sta. 42+08 +/-	59.43' LT	STANDARD
25	-L- Sta. 44+72 +/-	57.28' RT	STANDARD
26	-L- Sta. 44+73 +/-	2.75' RT	MEDIAN CUT
27	-L- Sta. 44+73 +/-	13.75' LT	MEDIAN CUT
28	-L- Sta. 44+73 +/-	40.58' LT	STANDARD
29	-Y4- Sta. 17+89 +/-	37.23' RT	STANDARD
30	-Y4- Sta. 17+82 +/-	44.24' LT	STANDARD
31	-L- Sta. 45+95 +/-	54.57' LT	STANDARD
32	-L- Sta. 45+94 +/-	2.75' LT	MEDIAN CUT
33	-L- Sta. 45+94 +/-	13.75' RT	MEDIAN CUT
34	-L- Sta. 45+95 +/-	55.29' RT	STANDARD
35	-Y4- Sta. 19+11 +/-	48.66' LT	STANDARD
36	-Y4- Sta. 19+18 +/-	45.06' RT	STANDARD
37	-L- Sta. 48+12 +/-	59.73' RT	STANDARD
38	-L- Sta. 48+77 +/-	60.00' RT	STANDARD
39	-L- Sta. 49+53 +/-	59.54' LT	STANDARD
40	-L- Sta. 49+92 +/-	59.69' LT	STANDARD
41	-L- Sta. 50+67 +/-	60.02' RT	STANDARD
42	-L- Sta. 51+38 +/-	60.09' RT	STANDARD
43	-L- Sta. 56+61 +/-	59.26' LT	STANDARD
44	-L- Sta. 57+07 +/-	59.61' LT	STANDARD
45	-L- Sta. 56+97 +/-	59.73' RT	STANDARD
46	-L- Sta. 57+74 +/-	59.71' RT	STANDARD
47	-L- Sta. 64+86 +/-	59.30' RT	STANDARD
48	-L- Sta. 65+15 +/-	59.20' RT	STANDARD
49	-L- Sta. 66+17 +/-	59.17' RT	STANDARD
50	-L- Sta. 66+62 +/-	59.03' RT	STANDARD
51	-L- Sta. 66+66 +/-	85.47' LT	TYPE 2
52	-L- Sta. 67+08 +/-	84.01' LT	TYPE 2
53	-L- Sta. 75+63 +/-	62.67' RT	STANDARD
54	-L- Sta. 75+64 +/-	2.75' RT	MEDIAN CUT
55	-L- Sta. 75+64 +/-	13.75' LT	MEDIAN CUT
56	-L- Sta. 75+64 +/-	49.76' LT	STANDARD
57	-Y5- Sta. 20+39 +/-	45.06' RT	STANDARD
58	-Y5- Sta. 20+39 +/-	53.42' LT	STANDARD
59	-L- Sta. 77+11 +/-	65.15' LT	STANDARD

CURB RAMP NUMBER	CURB RAMP LOCATION		CURB RAMP TYPE
	STATION	OFFSET	
60	-L- Sta. 77+10 +/-	53.59' RT	STANDARD
61	-Y5- Sta. 21+82 +/-	44.52' LT	STANDARD
62	-Y5- Sta. 21+87 +/-	64.05' RT	STANDARD
63	-L- Sta. 85+34 +/-	67.11' LT	STANDARD
64	-L- Sta. 86+27 +/-	68.42' LT	STANDARD
65	-Y6- Sta. 10+53 +/-	28.89' RT	STANDARD
66	-Y6- Sta. 10+56 +/-	33.20' LT	STANDARD
67	-L- Sta. 98+31 +/-	64.84' RT	STANDARD
68	-L- Sta. 98+31 +/-	75.47' LT	STANDARD
69	-Y7- Sta. 13+94 +/-	85.64' RT	STANDARD
70	-Y7- Sta. 13+98 +/-	53.67' LT	STANDARD
71	-L- Sta. 100+04 +/-	71.07' LT	STANDARD
72	-L- Sta. 100+05 +/-	76.96' RT	STANDARD
73	-Y7- Sta. 15+72 +/-	67.73' LT	STANDARD
74	-Y7- Sta. 15+71 +/-	68.10' RT	STANDARD
75	-L- Sta. 101+96 +/-	86.47' LT	STANDARD
76	-L- Sta. 102+40 +/-	87.63' LT	STANDARD
77	-L- Sta. 101+91 +/-	65.45' RT	STANDARD
78	-L- Sta. 102+39 +/-	65.16' RT	STANDARD
79	-Y9- Sta. 12+96 +/-	22.69' RT	STANDARD
80	-Y9- Sta. 12+86 +/-	28.04' LT	STANDARD
81	-L- Sta. 106+72 +/-	65.88' RT	STANDARD
82	-L- Sta. 107+65 +/-	65.49' RT	STANDARD
83	-L- Sta. 109+89 +/-	64.99' RT	STANDARD
84	-L- Sta. 110+36 +/-	65.04' RT	STANDARD
85	-Y10- Sta. 10+75 +/-	61.58' RT	STANDARD
86	-L- Sta. 112+73 +/-	44.25' LT	STANDARD
87	-L- Sta. 113+19 +/-	55.18' LT	STANDARD
88	-L- Sta. 113+62 +/-	55.14' LT	STANDARD
89	-L- Sta. 113+96 +/-	44.25' LT	STANDARD
90	-L- Sta. 113+97 +/-	47.19' RT	STANDARD
91	-Y10- Sta. 10+63 +/-	38.40' LT	STANDARD
92	-L- Sta. 116+86 +/-	54.68' RT	STANDARD
93	-L- Sta. 117+34 +/-	54.47' RT	STANDARD
94	-L- Sta. 123+05 +/-	47.33' RT	STANDARD
95	-L- Sta. 123+06 +/-	45.20' LT	STANDARD
96	-L- Sta. 123+35 +/-	65.40' LT	STANDARD
97	-L- Sta. 123+99 +/-	66.04' LT	STANDARD
98	-L- Sta. 124+13 +/-	58.04' LT	STANDARD
99	-L- Sta. 124+12 +/-	44.46' RT	STANDARD
100	-Y11- Sta. 10+53 +/-	26.71' LT	STANDARD
101	-Y11- Sta. 10+60 +/-	35.16' RT	STANDARD
102	-Y12- Sta. 10+54 +/-	35.62' RT	STANDARD
103	-Y12- Sta. 10+54 +/-	30.04' LT	STANDARD
104	-L- Sta. 135+32 +/-	55.74' RT	STANDARD
105	-L- Sta. 135+79 +/-	55.92' RT	STANDARD
106	-L- Sta. 138+98 +/-	53.00' RT	TYPE 1
107	-L- Sta. 139+83 +/-	53.11' RT	TYPE 1
108	-L- Sta. 140+85 +/-	53.00' LT	TYPE 1
109	-L- Sta. 141+23 +/-	53.00' LT	TYPE 1
110	-Y13- Sta. 19+48 +/-	68.37' RT	STANDARD
111	-Y13- Sta. 19+50 +/-	38.00' LT	TRIANGLE ISLAND CUT
112	-Y13- Sta. 19+40 +/-	59.55' LT	TRIANGLE ISLAND CUT
113	-Y13- Sta. 19+28 +/-	72.53' LT	STANDARD
114	-L- Sta. 144+69 +/-	53.00' RT	TYPE 1
115	-L- Sta. 145+17 +/-	53.00' RT	TYPE 1
116	-L- Sta. 146+56 +/-	53.00' RT	TYPE 1
117	-L- Sta. 147+03 +/-	53.00' RT	TYPE 1
118	-L- Sta. 147+11 +/-	64.00' LT	TYPE 1

CURB RAMP NUMBER	CURB RAMP LOCATION		CURB RAMP TYPE
	STATION	OFFSET	
119	-L- Sta. 147+55 +/-	64.00' LT	TYPE 1
120	-Y14- Sta. 10+53 +/-	19.23' RT	STANDARD
121	-Y14- Sta. 10+61 +/-	25.16' LT	STANDARD
122	-L- Sta. 149+87 +/-	63.12' LT	TYPE 1
123	-L- Sta. 150+37 +/-	62.25' LT	TYPE 1
124	-L- Sta. 151+21 +/-	51.25' RT	TYPE 1
125	-L- Sta. 151+60 +/-	51.25' RT	TYPE 1
126	-L- Sta. 153+55 +/-	65.65' LT	STANDARD
127	-L- Sta. 154+06 +/-	65.04' LT	STANDARD
128	-L- Sta. 158+37 +/-	51.25' RT	TYPE 1
129	-L- Sta. 158+84 +/-	51.25' RT	TYPE 1
130	-L- Sta. 158+95 +/-	51.25' LT	TYPE 1
131	-L- Sta. 159+55 +/-	51.25' LT	TYPE 1
132	-Y15- Sta. 11+73 +/-	21.80' RT	STANDARD
133	-Y15- Sta. 11+73 +/-	21.74' LT	STANDARD
134	-Y16- Sta. 10+53 +/-	24.29' RT	STANDARD
135	-Y16- Sta. 10+54 +/-	21.62' LT	STANDARD
136	-L- Sta. 178+60 +/-	51.48' RT	TYPE 4A
	-L- Sta. 178+64 +/-	55.19' RT	
137	-L- Sta. 178+60 +/-	44.41' LT	STANDARD
138	-L- Sta. 178+91 +/-	65.20' LT	STANDARD
139	-L- Sta. 179+53 +/-	63.78' LT	TYPE 4A
	-L- Sta. 179+55 +/-	61.95' LT	
140	-Y50- Sta. 15+18 +/-	32.87' RT	STANDARD
141	-L- Sta. 179+55 +/-	51.86' RT	TYPE 4A
	-L- Sta. 179+51 +/-	55.39' RT	
142	-Y50- Sta. 15+45 +/-	44.09' LT	STANDARD
143	-Y18- Sta. 10+68 +/-	22.71' RT	STANDARD
144	-Y18- Sta. 10+79 +/-	25.25' LT	STANDARD
145	-L- Sta. 186+40 +/-	56.38' LT	STANDARD
146	-L- Sta. 186+95 +/-	56.33' LT	STANDARD
147	-L- Sta. 188+22 +/-	71.80' RT	STANDARD
148	-L- Sta. 188+21 +/-	51.31' LT	STANDARD
149	-L- Sta. 188+39 +/-	68.01' LT	STANDARD
150	-L- Sta. 189+58 +/-	66.93' LT	STANDARD
151	-L- Sta. 189+93 +/-	49.75' LT	STANDARD
152	-L- Sta. 189+93 +/-	60.96' RT	STANDARD
153	-L- Sta. 189+68 +/-	81.80' RT	STANDARD
154	-L- Sta. 188+43 +/-	82.61' RT	STANDARD
155	-L- Sta. 192+06 +/-	68.88' RT	TYPE 1
156	-L- Sta. 192+19 +/-	57.48' RT	TRIANGLE ISLAND CUT
157	-L- Sta. 192+35 +/-	54.34' RT	TRIANGLE ISLAND CUT
158	-L- Sta. 192+56 +/-	59.42' RT	STANDARD
159	-L- Sta. 192+98 +/-	56.75' LT	TYPE 1
160	-L- Sta. 190+46 +/-	56.75' LT	TYPE 1
161	-L- Sta. 191+26 +/-	56.75' LT	TYPE 1
162	-L- Sta. 193+74 +/-	57.04' LT	TYPE 1
163	-L- Sta. 195+87 +/-	53.14' LT	TYPE 1
164	-L- Sta. 196+50 +/-	51.99' LT	TYPE 1
165	-Y21- Sta. 10+56 +/-	21.80' RT	STANDARD
166	-Y21- Sta. 10+54 +/-	19.48' LT	STANDARD
167	-L- Sta. 200+70 +/-	58.94' RT	STANDARD
168	-L- Sta. 200+71 +/-	44.39' LT	STANDARD
169	-L- Sta. 200+93 +/-	56.39' LT	STANDARD
170	-L- Sta. 201+42 +/-	58.96' LT	STANDARD
171	-L- Sta. 201+54 +/-	46.53' LT	STANDARD
172	-L- Sta. 201+53 +/-	44.92' RT	STANDARD
173	-L- Sta. 201+31 +/-	66.01' RT	STANDARD
174	-L- Sta. 200+82 +/-	67.43' RT	STANDARD

PAVEMENT MARKING DETAIL
CURB RAMP LOCATION INFORMATION

4/19/2018
 Us:\Traffic\Signing\CADD\Pavement\Mar-Kings\Plan_Sheets\U-4405_pmp_1E-1F.dgn
 jhambright

TIP NO.	SHEET NO.
U-4405	PMP-1D
APPROVED <i>Betsy L. Watson</i> <small>DocuSigned by: Betsy L. Watson 50E7B834F8743F</small>	
DATE: 4/19/2018	
	
DOCUMENT NOT CONSIDERED FINAL UNLESS ALL SIGNATURES COMPLETED	





CURB RAMP NUMBER	CURB RAMP LOCATION		CURB RAMP TYPE
	STATION	OFFSET	
175	-Y23- Sta. 10+54 +/-	34.76' RT	STANDARD
176	-Y23- Sta. 10+55 +/-	37.02' LT	STANDARD
177	-L- Sta. 208+98 +/-	54.16' LT	TYPE 1A
178	-L- Sta. 209+61 +/-	54.71' LT	TYPE 2
179	-L- Sta. 211+63 +/-	51.25' RT	TYPE 1
180	-L- Sta. 212+16 +/-	51.31' RT	TYPE 1
181	-L- Sta. 213+23 +/-	50.80' RT	TYPE 1A
182	-L- Sta. 213+93 +/-	50.83' RT	TYPE 1A
183	-L- Sta. 217+20 +/-	51.32' LT	TYPE 4
	-L- Sta. 217+23 +/-	55.80' LT	
184	-L- Sta. 217+61 +/-	55.80' LT	MEDIAN CUT
185	-L- Sta. 217+79 +/-	55.82' LT	MEDIAN CUT
186	-L- Sta. 218+17 +/-	55.76' LT	TYPE 4
	-L- Sta. 218+21 +/-	51.12' LT	
187	-L- Sta. 218+21 +/-	44.25' RT	TYPE 2
188	-L- Sta. 217+20 +/-	44.75' RT	TYPE 2
189	-L- Sta. 223+96 +/-	65.64' RT	TYPE 2
190	-L- Sta. 224+89 +/-	65.96' RT	STANDARD
191	-L- Sta. 226+26 +/-	62.25' RT	TYPE 1
192	-L- Sta. 226+45 +/-	62.25' RT	TYPE 1
193	-L- Sta. 229+16 +/-	80.11' LT	TYPE 2
194	-L- Sta. 229+90 +/-	77.79' LT	STANDARD
195	-L- Sta. 230+29 +/-	44.69' LT	STANDARD
196	-L- Sta. 230+30 +/-	60.51' RT	STANDARD
197	-Y25- Sta. 10+69 +/-	49.51' LT	STANDARD
198	-Y25- Sta. 10+68 +/-	49.32' RT	STANDARD
199	-L- Sta. 233+69 +/-	62.25' RT	TYPE 1
200	-L- Sta. 234+23 +/-	62.25' RT	TYPE 3
201	-Y26- Sta. 10+54 +/-	18.72' RT	STANDARD
202	-Y26- Sta. 10+54 +/-	20.69' LT	STANDARD
203	-L- Sta. 246+77 +/-	61.23' RT	STANDARD
204	-L- Sta. 246+68 +/-	56.81' LT	STANDARD
205	-L- Sta. 247+57 +/-	58.97' LT	STANDARD
206	-L- Sta. 247+72 +/-	63.35' RT	TYPE 2A
207	-L- Sta. 66+94 +/-	60.42' RT	STANDARD
208	-L- Sta. 67+26 +/-	56.49' RT	TYPE 1
209	-L- Sta. 68+40 +/-	56.50' RT	TYPE 1
210	-RPB- Sta. 34+02 +/-	43.97' RT	TYPE 1
211	-RPB- Sta. 34+02 +/-	14.00' LT	TYPE 1A
212	-L- Sta. 250+99 +/-	91.78' RT	TYPE 2
213	-L- Sta. 251+19 +/-	69.87' RT	MEDIAN CURB RAMP
214	-L- Sta. 252+02 +/-	63.25' RT	MEDIAN CURB RAMP
215	-L- Sta. 252+57 +/-	65.12' RT	TYPE 2
216	-L- Sta. 256+30 +/-	67.57' RT	TYPE 2
217	-L- Sta. 256+30 +/-	50.18' LT	TYPE 2
218	-L- Sta. 256+53 +/-	71.36' LT	TYPE 1A
219	-L- Sta. 257+42 +/-	73.53' LT	TYPE 2A
220	-L- Sta. 257+41 +/-	13.99' LT	MEDIAN CURB RAMP
221	-L- Sta. 257+41 +/-	14.01' RT	MEDIAN CURB RAMP
222	-L- Sta. 257+41 +/-	57.94' RT	TYPE 2A
223	-L- Sta. 256+85 +/-	67.57' RT	TYPE 1A
224	-L- Sta. 258+59 +/-	67.57' RT	TYPE 1
225	-L- Sta. 259+08 +/-	67.57' RT	TYPE 1A
226	-Y29- Sta. 13+92 +/-	64.69' RT	TYPE 2
227	-Y29- Sta. 14+34 +/-	43.87' LT	TYPE 2
228	-L- Sta. 267+47 +/-	47.75' LT	TYPE 2
229	-L- Sta. 267+75 +/-	60.11' RT	TYPE 2A
	-Y30- Sta. 10+69 +/-	64.00' LT	
230	-Y30- Sta. 10+55 +/-	44.89' RT	TYPE 2

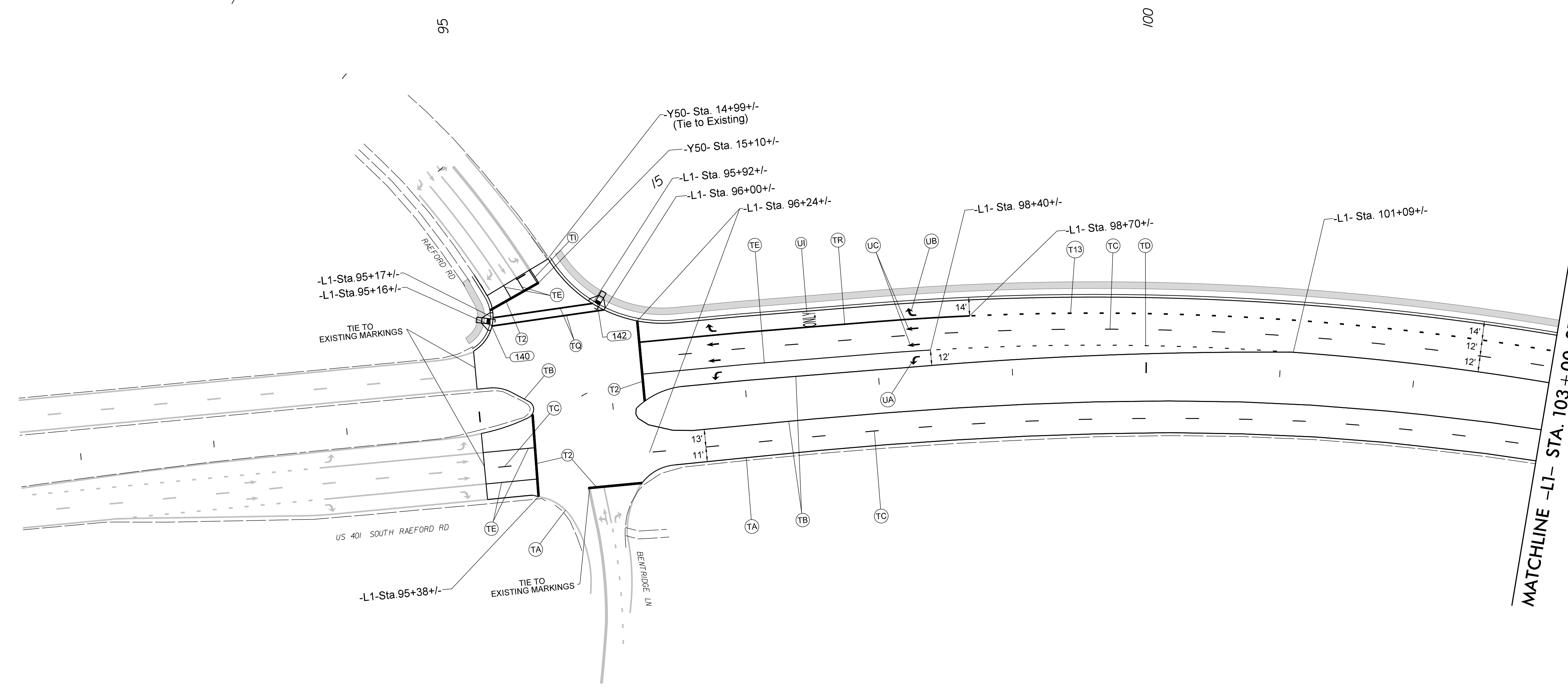
CURB RAMP NUMBER	CURB RAMP LOCATION		CURB RAMP TYPE
	STATION	OFFSET	
231	-Y31- Sta. 11+52 +/-	24.06' RT	TYPE 2
232	-Y31- Sta. 11+36 +/-	26.77' LT	TYPE 2
233	-L- Sta. 273+05 +/-	67.57' RT	TYPE 1A
234	-L- Sta. 273+84 +/-	67.57' RT	TYPE 1A
235	-L- Sta. 273+78 +/-	67.91' LT	TYPE 2
236	-L- Sta. 274+46 +/-	67.94' LT	TYPE 2
237	-L- Sta. 280+38 +/-	67.57' RT	TYPE 2
238	-L- Sta. 280+38 +/-	52.29' LT	TYPE 2
239	-L- Sta. 280+64 +/-	64.43' LT	TYPE 2
240	-L- Sta. 281+47 +/-	64.25' LT	TYPE 2
241	-L- Sta. 281+66 +/-	53.24' LT	TYPE 2
242	-L- Sta. 281+65 +/-	41.25' RT	TYPE 2
243	-L- Sta. 281+31 +/-	67.57' RT	TYPE 1A
244	-L- Sta. 280+54 +/-	67.57' RT	TYPE 1A
245	-L- Sta. 284+18 +/-	61.28' LT	TYPE 2
246	-L- Sta. 284+68 +/-	61.61' LT	TYPE 2
247	-Y35- Sta. 10+51 +/-	24.85' RT	TYPE 2
248	-Y35- Sta. 10+51 +/-	24.85' LT	TYPE 2
249	-Y36- Sta. 11+51 +/-	22.88' RT	TYPE 2
250	-Y36- Sta. 11+46 +/-	26.53' LT	TYPE 2
251	-L- Sta. 290+27 +/-	61.83' LT	TYPE 2
252	-L- Sta. 290+79 +/-	61.52' LT	TYPE 2
253	-L- Sta. 294+79 +/-	61.31' LT	TYPE 2
254	-L- Sta. 295+34 +/-	61.37' LT	TYPE 2
255	-L- Sta. 298+56 +/-	41.41' RT	TYPE 2
256	-L- Sta. 298+56 +/-	51.25' LT	TYPE 2
257	-L- Sta. 298+79 +/-	58.97' LT	TYPE 1A
258	-L- Sta. 299+42 +/-	59.15' LT	TYPE 1A
259	-L- Sta. 299+61 +/-	51.24' LT	TYPE 2
260	-L- Sta. 299+61 +/-	41.97' RT	TYPE 2
261	-Y39- Sta. 10+53 +/-	34.20' LT	TYPE 2
262	-Y39- Sta. 10+53 +/-	34.16' RT	TYPE 2
263	-L- Sta. 303+81 +/-	57.30' LT	TYPE 1
264	-L- Sta. 304+44 +/-	57.09' LT	TYPE 1
265	-Y40- Sta. 13+50 +/-	26.66' RT	TYPE 2
266	-Y40- Sta. 13+29 +/-	47.08' LT	TYPE 2
267	-L- Sta. 310+86 +/-	51.24' RT	TYPE 2
268	-L- Sta. 311+35 +/-	51.12' RT	TYPE 2
269	-L- Sta. 312+64 +/-	56.25' RT	TYPE 1A
270	-L- Sta. 312+83 +/-	56.25' RT	TRIANGLE ISLAND CUT
271	-L- Sta. 313+01 +/-	56.25' RT	TRIANGLE ISLAND CUT
272	-L- Sta. 313+25 +/-	56.25' RT	TYPE 1
273	-L- Sta. 314+22 +/-	41.74' LT	TYPE 2
274	-L- Sta. 314+35 +/-	48.40' LT	TYPE 2
275	-L- Sta. 314+92 +/-	47.50' LT	TYPE 2
276	-L- Sta. 315+15 +/-	31.34' LT	TYPE 2
277	-L- Sta. 315+40 +/-	30.49' RT	TYPE 4
	-Y43- Sta. 10+63 +/-	48.94' LT	
278	-Y43- Sta. 10+33 +/-	19.88' RT	TRIANGLE ISLAND CUT
279	-Y43- Sta. 10+33 +/-	38.75' RT	TRIANGLE ISLAND CUT
280	-Y43- Sta. 10+48 +/-	67.49' RT	TYPE 2
281	-L- Sta. 314+43 +/-	28.97' RT	TRIANGLE ISLAND CUT
282	-L- Sta. 317+38 +/-	35.38' RT	TYPE 2
283	-L- Sta. 317+73 +/-	37.06' RT	TYPE 2
284	-Y44- Sta. 10+45 +/-	29.85' RT	TYPE 2
285	-Y44- Sta. 10+36 +/-	23.96' LT	TYPE 2
286	-Y43- Sta. 13+73 +/-	39.25' LT	TYPE 2
287	-Y43- Sta. 14+20 +/-	39.16' LT	TYPE 2
288	-Y43- Sta. 13+69 +/-	73.61' RT	TYPE 1

CURB RAMP NUMBER	CURB RAMP LOCATION		CURB RAMP TYPE
	STATION	OFFSET	
289	-Y43- Sta. 14+08 +/-	73.53' RT	TYPE 1
290	-Y43- Sta. 15+70 +/-	38.46' LT	TYPE 1A
291	-Y43- Sta. 16+25 +/-	38.35' LT	TYPE 1A
292	-Y43- Sta. 18+39 +/-	73.99' RT	TYPE 1
293	-L- Sta. 319+25 +/-	41.79' LT	TYPE 2
294	-L- Sta. 319+70 +/-	41.80' LT	TYPE 2
295	-L- Sta. 32+36 +/-	12.90' LT	STANDARD
296	-L- Sta. 32+36 +/-	12.90' RT	STANDARD
297	-L- Sta. 69+09 +/-	56.50' RT	TYPE 1
298	-L- Sta. 159+34 +/-	51.25' RT	TYPE 1
300	-L- Sta. 239+44 +/-	51.25' LT	TYPE 1
301	-L- Sta. 239+91 +/-	51.25' LT	TYPE 1

4/19/2018
 Us:\Traffic\Signing\CADD\Pavement\Mar-Kings\Plan_Sheets\U-4405_pmp_1E-1F.dgn
 jhambright



PAVEMENT MARKING DETAIL
CURB RAMP LOCATION INFORMATION

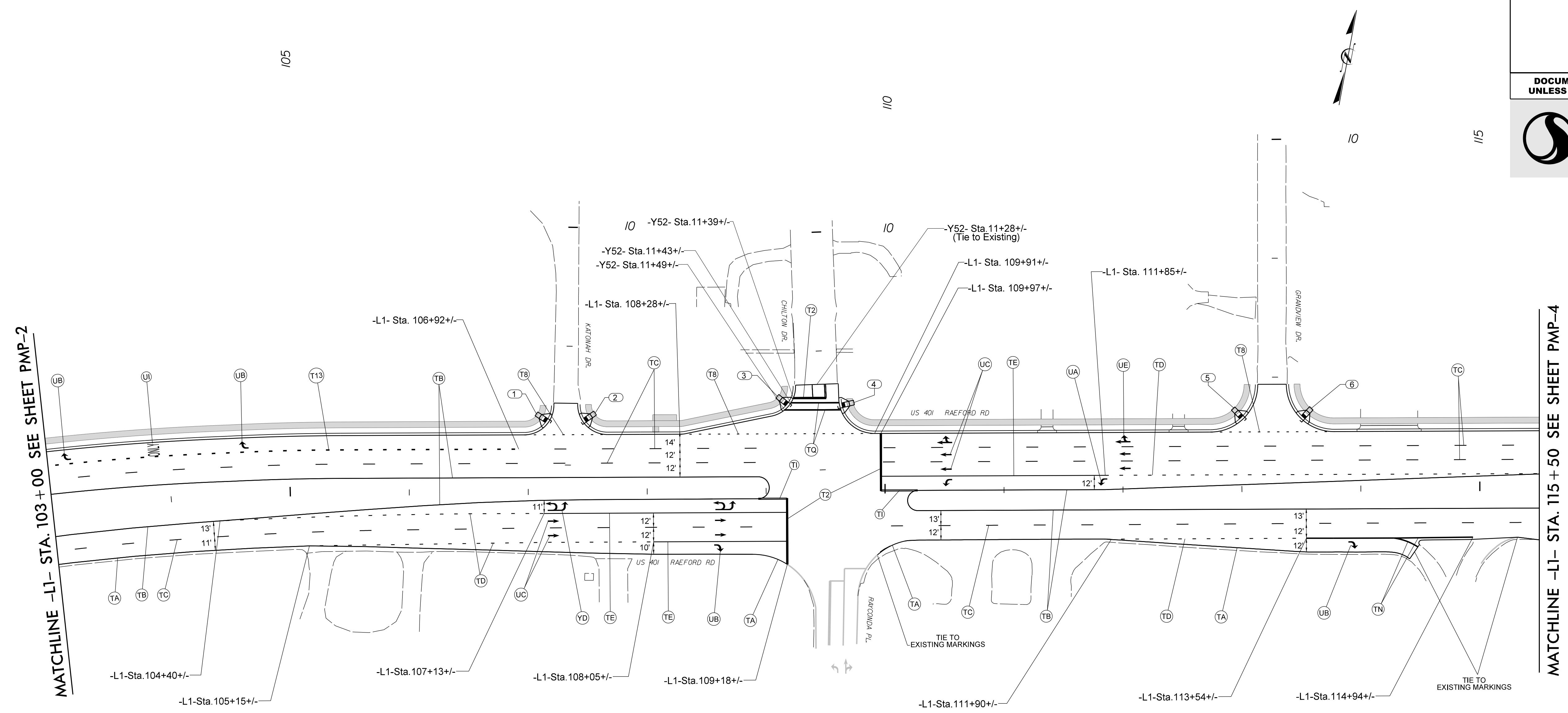
TIP NO. U-4405	SHEET NO. PMP-2
APPROVED <i>Betsy L. Watson</i> DATE: 4/19/2018	
SEAL 	
DOCUMENT NOT CONSIDERED FINAL UNLESS ALL SIGNATURES COMPLETED	
	



4/19/2018
Us:\Traffic\Signing\CADD\Pavement\ Markings\U-4405.pmp_2.dgn
jhambricht

PAVEMENT MARKING DETAIL

TIP NO. U-4405	SHEET NO. PMP-3
APPROVED <i>Betsy L. Watson</i> DATE: 4/19/2018	
SEAL 	
DOCUMENT NOT CONSIDERED FINAL UNLESS ALL SIGNATURES COMPLETED	
	

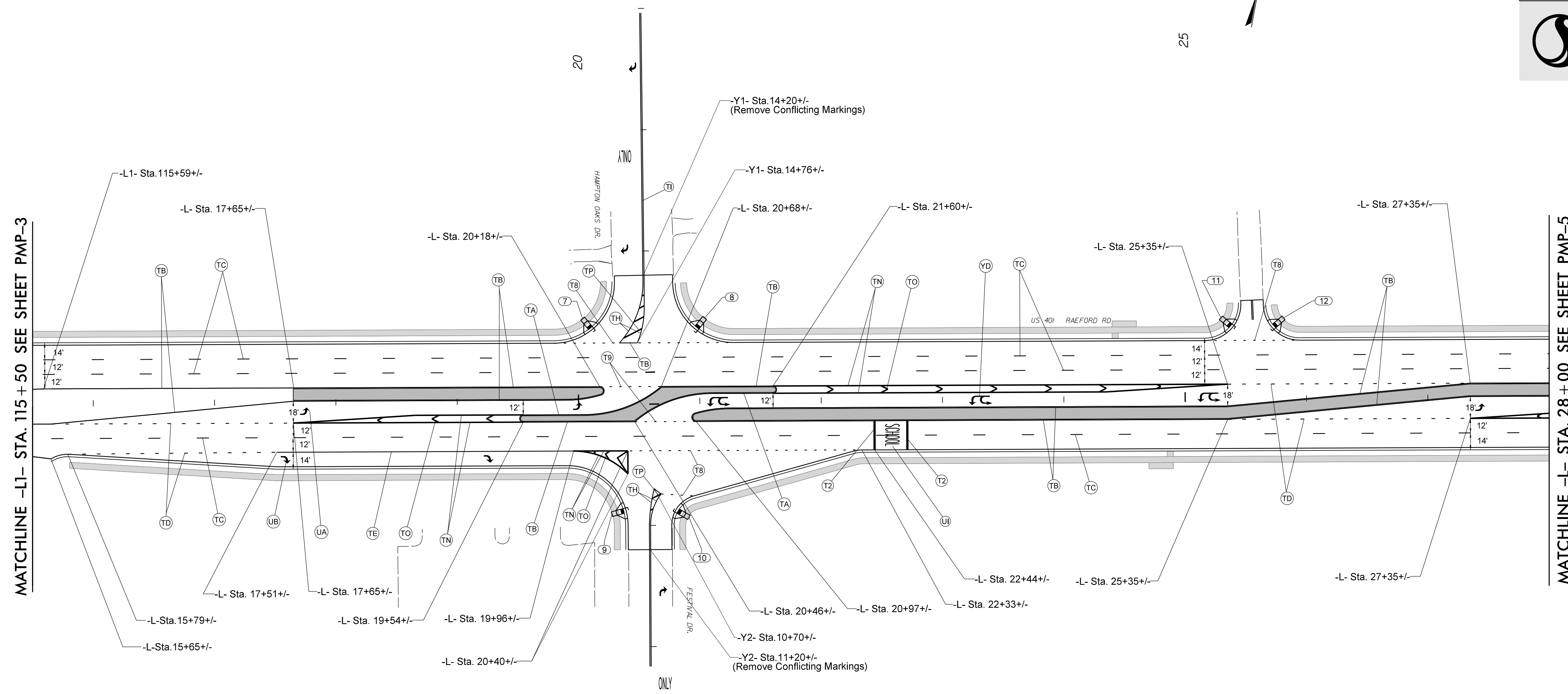
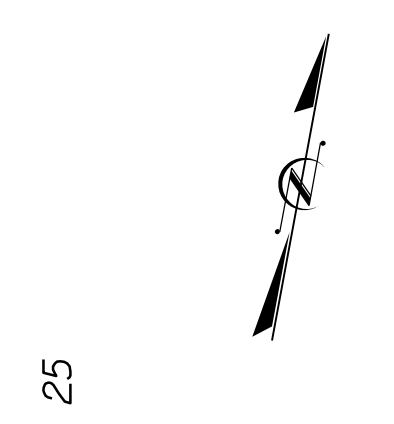


PAVEMENT MARKING DETAIL

4/19/2018
Us:\Traffic\Signing\CADD\Pavement\ Markings\Plan Sheets\U-4405.pmp_3.dgn
jhambricht



TIP NO.	SHEET NO.
U-4405	PMP-4
APPROVED <i>Betsy L. Watson</i> 4/19/2018	
SEAL NORTH CAROLINA PROFESSIONAL ENGINEER SEAL 29449 BETSY L. WATSON	
DOCUMENT NOT CONSIDERED FINAL UNLESS ALL SIGNATURES COMPLETED	
Stantec	

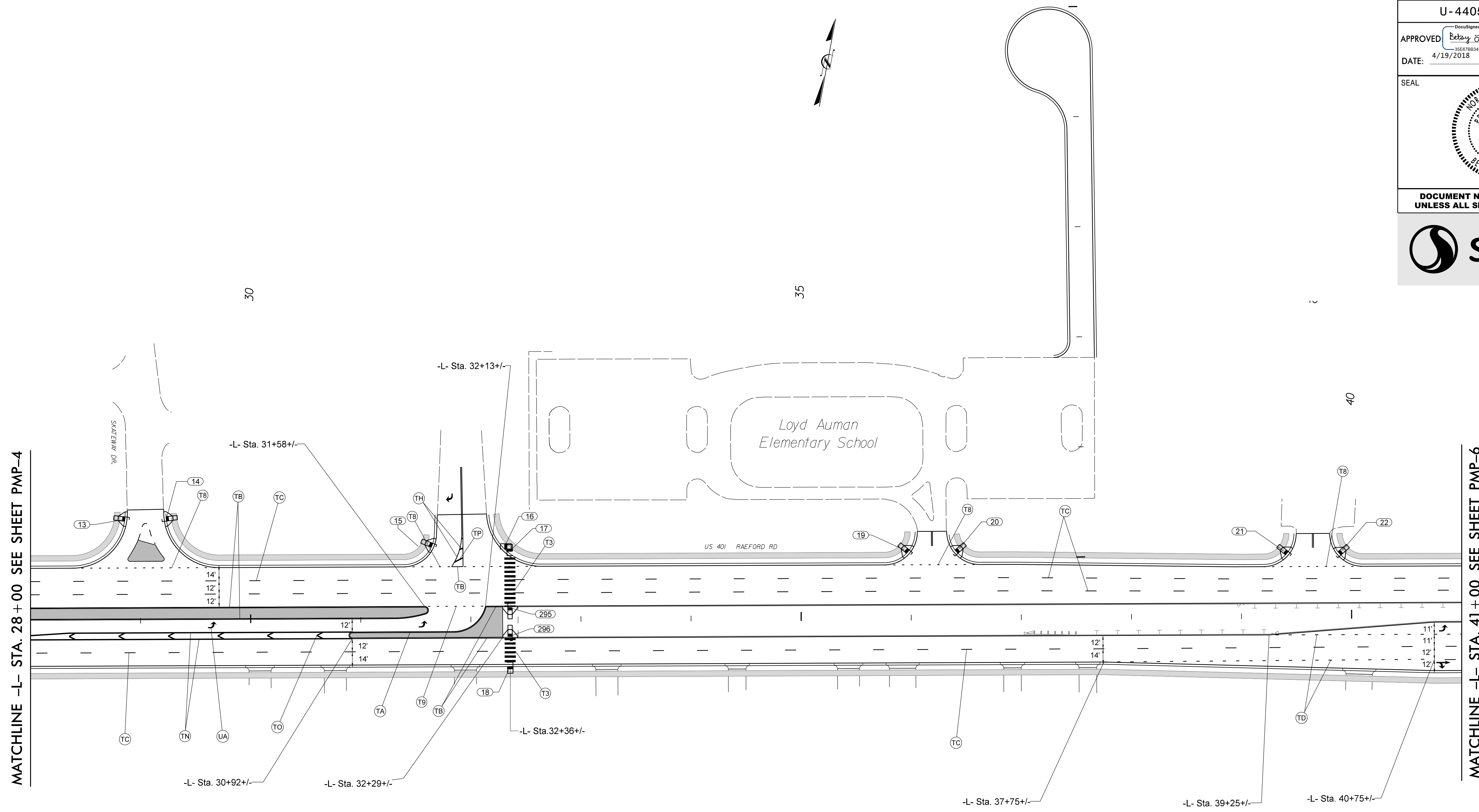
1/5



4/9/2018
Us:\Traffic\Signing\CADD\Pavement\ Markings\Plan Sheets\U-4405.pmp_4.dgn
jhambricht

PAVEMENT MARKING DETAIL

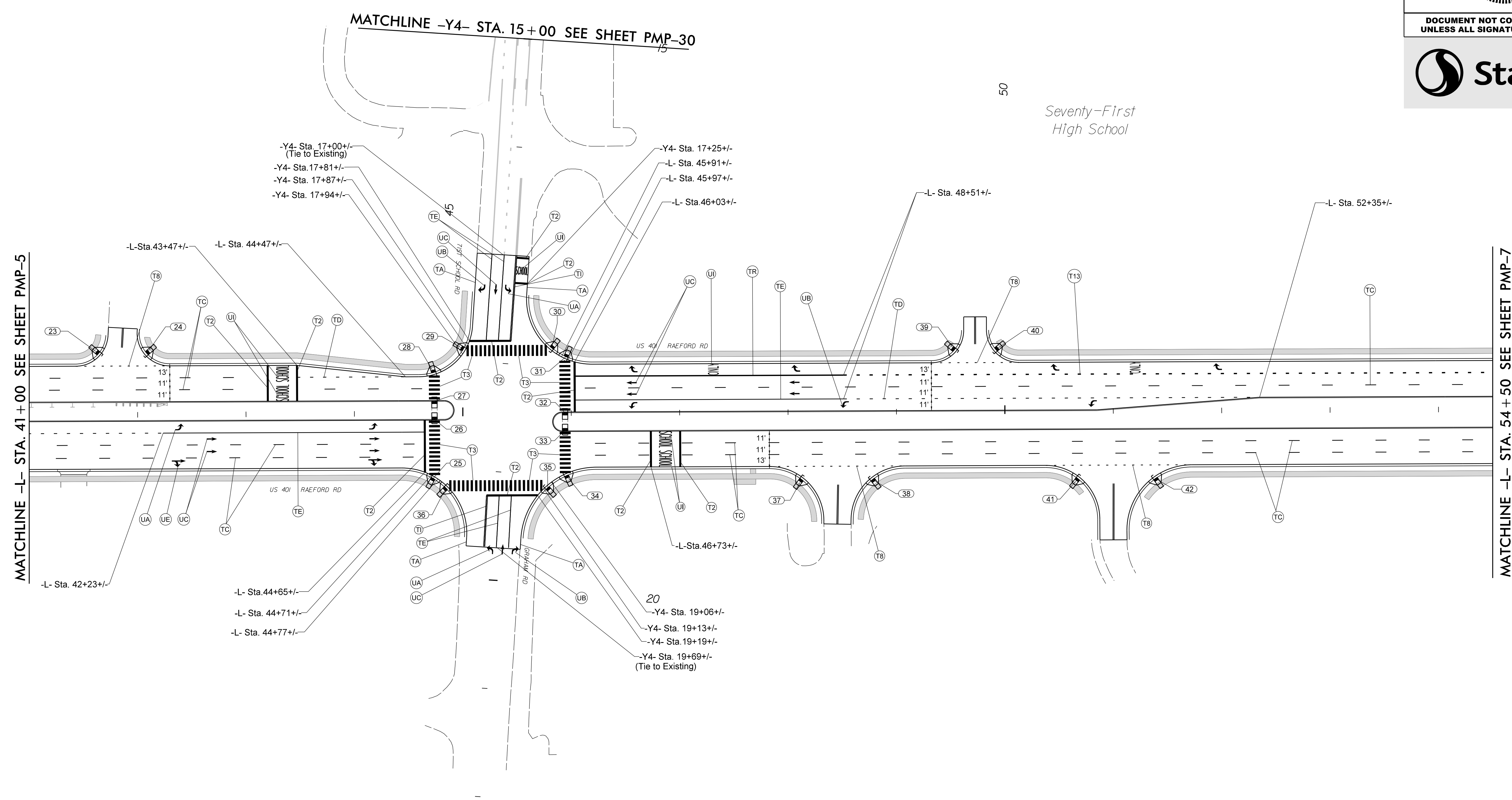
TIP NO. U-4405	SHEET NO. PMP-5
APPROVED <i>Betsy L. Watson</i> DATE: 4/19/2018	
SEAL 	
DOCUMENT NOT CONSIDERED FINAL UNLESS ALL SIGNATURES COMPLETED	
	



4/19/2018
UsTraffic\Signing\CADD\Pavement\Markings\Plan_Sheets\U-4405_pmp_5.dgn
jhambricht

PAVEMENT MARKING DETAIL

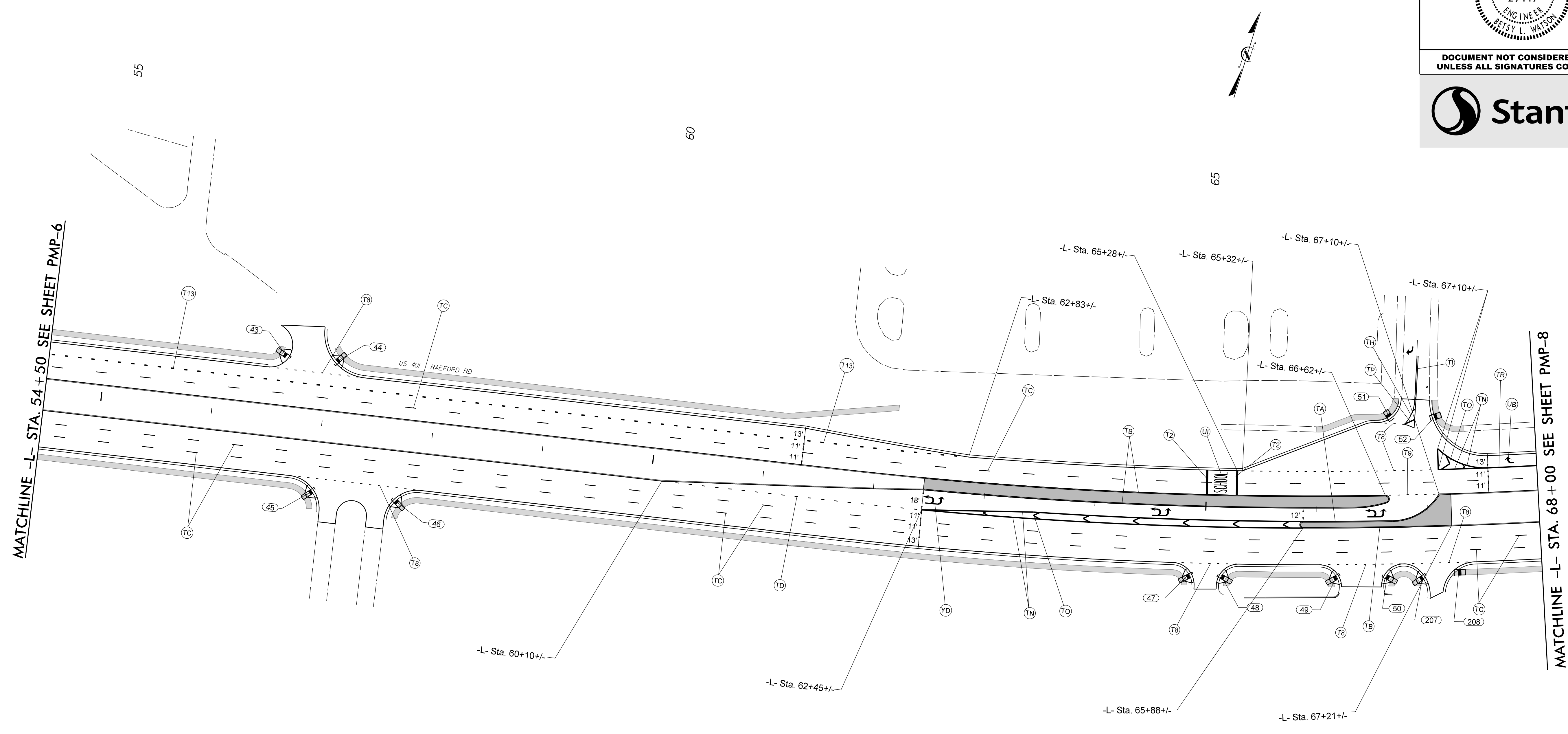
TIP NO. U-4405	SHEET NO. PMP-6
APPROVED <i>Betsy L. Watson</i> DATE: 4/19/2018	
SEAL NORTH CAROLINA PROFESSIONAL ENGINEER SEAL 29449 BETSY L. WATSON	
DOCUMENT NOT CONSIDERED FINAL UNLESS ALL SIGNATURES COMPLETED	
Stantec	



4/19/2018
UsTraffic\Signing\CADD\Pavement\Markings\U-4405.pmp_6.dgn
jhambright


PAVEMENT MARKING DETAIL

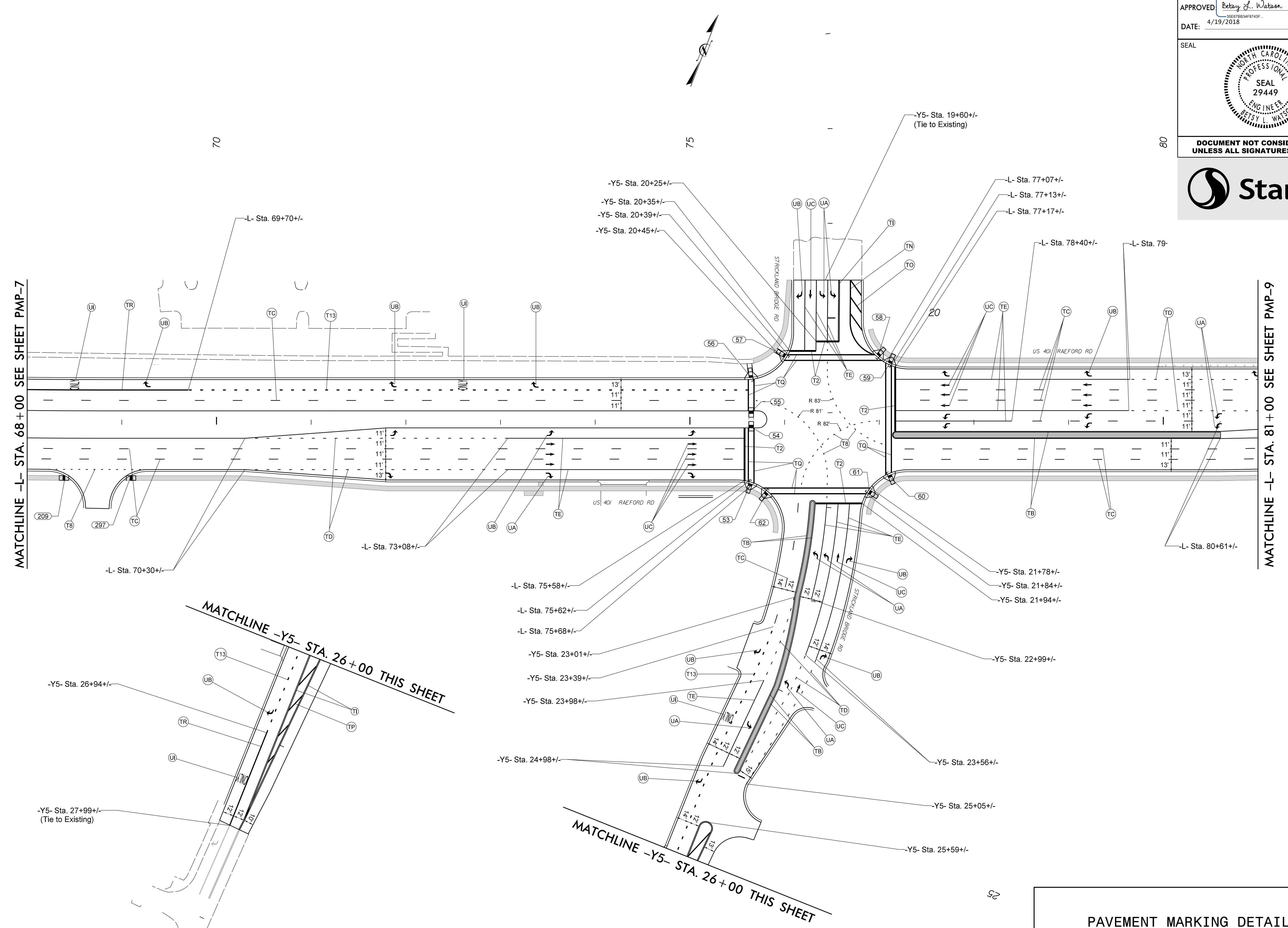
TIP NO. U-4405	SHEET NO. PMP-7
APPROVED <i>Betsy L. Watson</i> <small>SEE 7B834F8743F</small>	
DATE: 4/19/2018	
DOCUMENT NOT CONSIDERED FINAL UNLESS ALL SIGNATURES COMPLETED	



PAVEMENT MARKING DETAIL

4/19/2018
 Us:\Traffic\Signing\CADD\Pavement\Markings\Plan_Sheets\U-4405_pmp_7.dgn
 jhambright


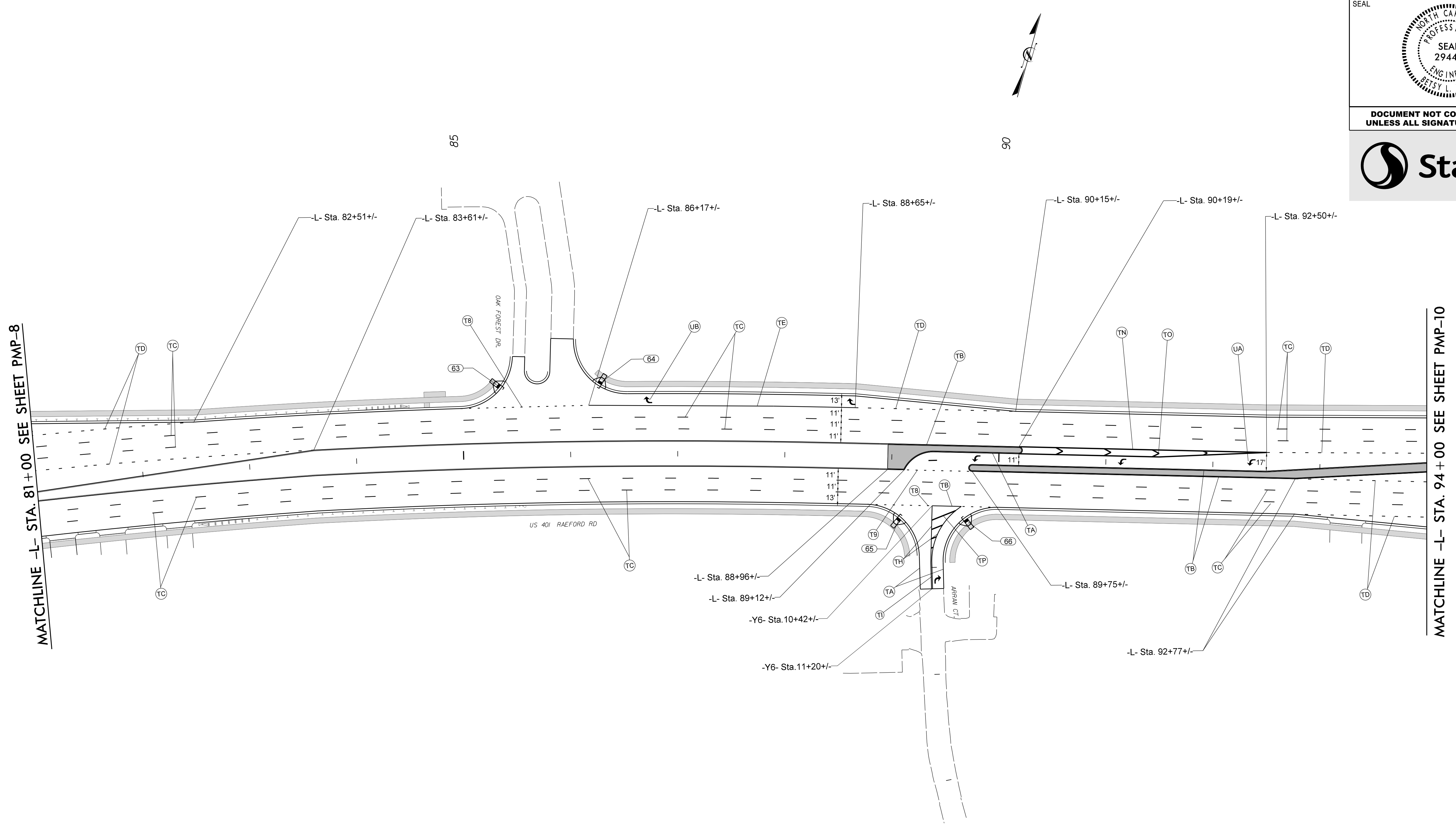
TIP NO.	SHEET NO.
U-4405	PMP-8
APPROVED <i>Betsy L. Watson</i> DATE: 4/19/2018	
SEAL 	
DOCUMENT NOT CONSIDERED FINAL UNLESS ALL SIGNATURES COMPLETED	



4/19/2018
Us:\Traffic\Signing\CADD\Pavement\Markings\Plan_Sheets\U-4405_pmp_8.dgn
jhambricht


PAVEMENT MARKING DETAIL

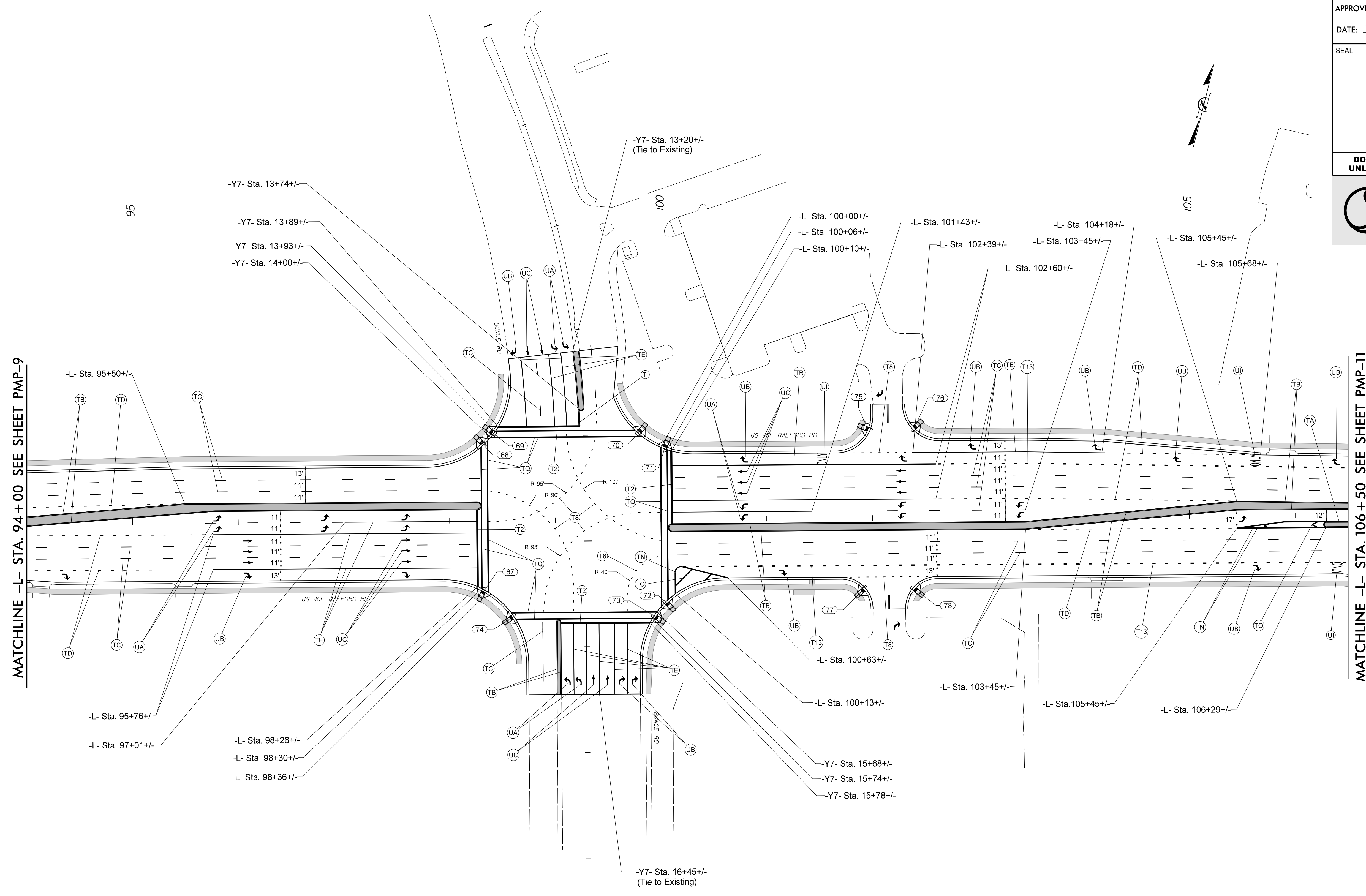
TIP NO. U-4405	SHEET NO. PMP-9
APPROVED <i>Betsy L. Watson</i> DATE: 4/19/2018	
SEAL NORTH CAROLINA PROFESSIONAL ENGINEER SEAL 29449 BETSY L. WATSON	
DOCUMENT NOT CONSIDERED FINAL UNLESS ALL SIGNATURES COMPLETED	



4/19/2018
Us:\Traffic\Signing\CADD\Pavement\Markings\Plan Sheets\U-4405.pmp_9.dgn
jhambricht

PAVEMENT MARKING DETAIL

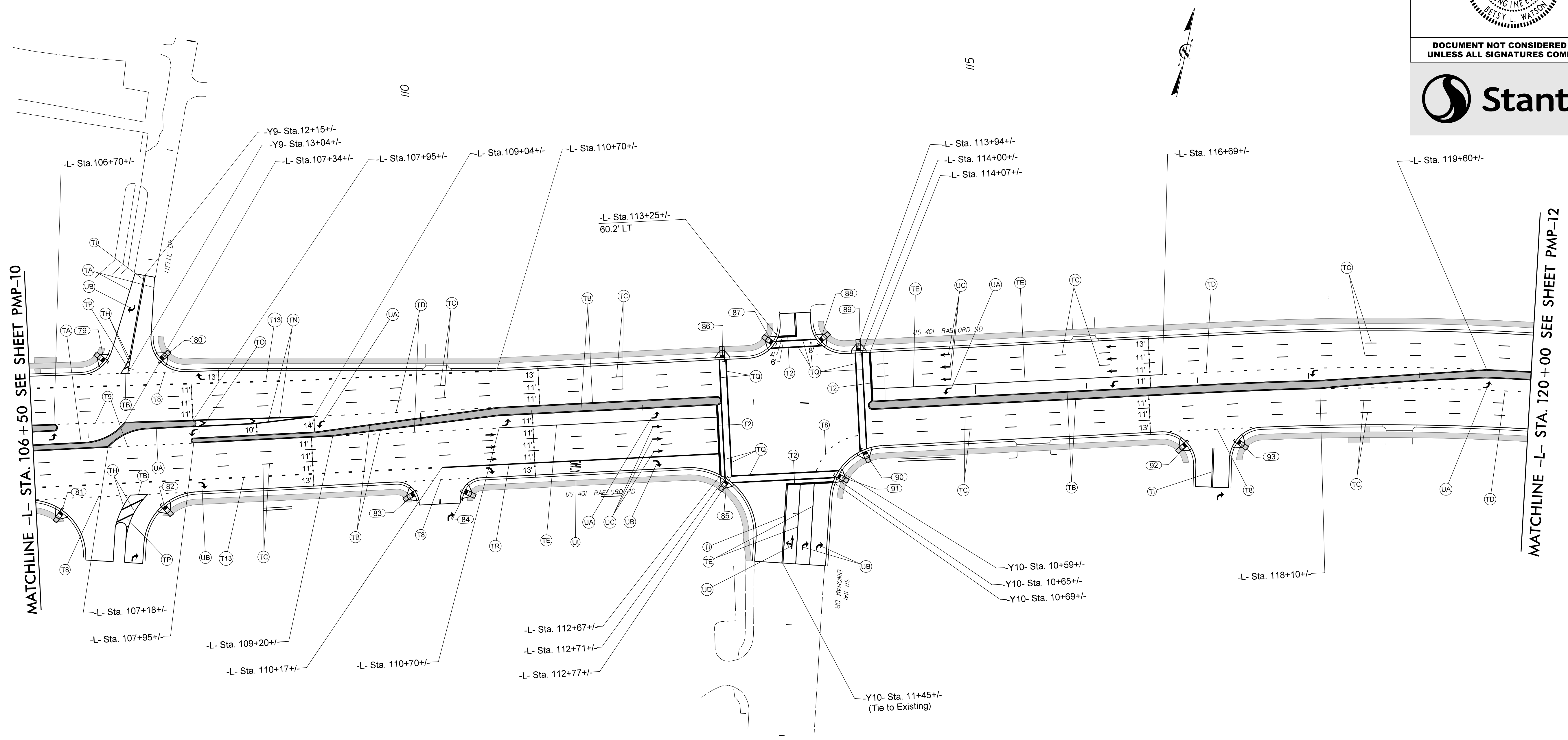
TIP NO. U-4405	SHEET NO. PMP-10
APPROVED <i>Betsy L. Watson</i> DATE: 4/19/2018	
	
DOCUMENT NOT CONSIDERED FINAL UNLESS ALL SIGNATURES COMPLETED	



4/19/2018
 Us:\Traffic\Signing\CADD\Pavement\Markings\Plan_Sheets\U-4405_pmp_10.dgn
 jhambright



PAVEMENT MARKING DETAIL

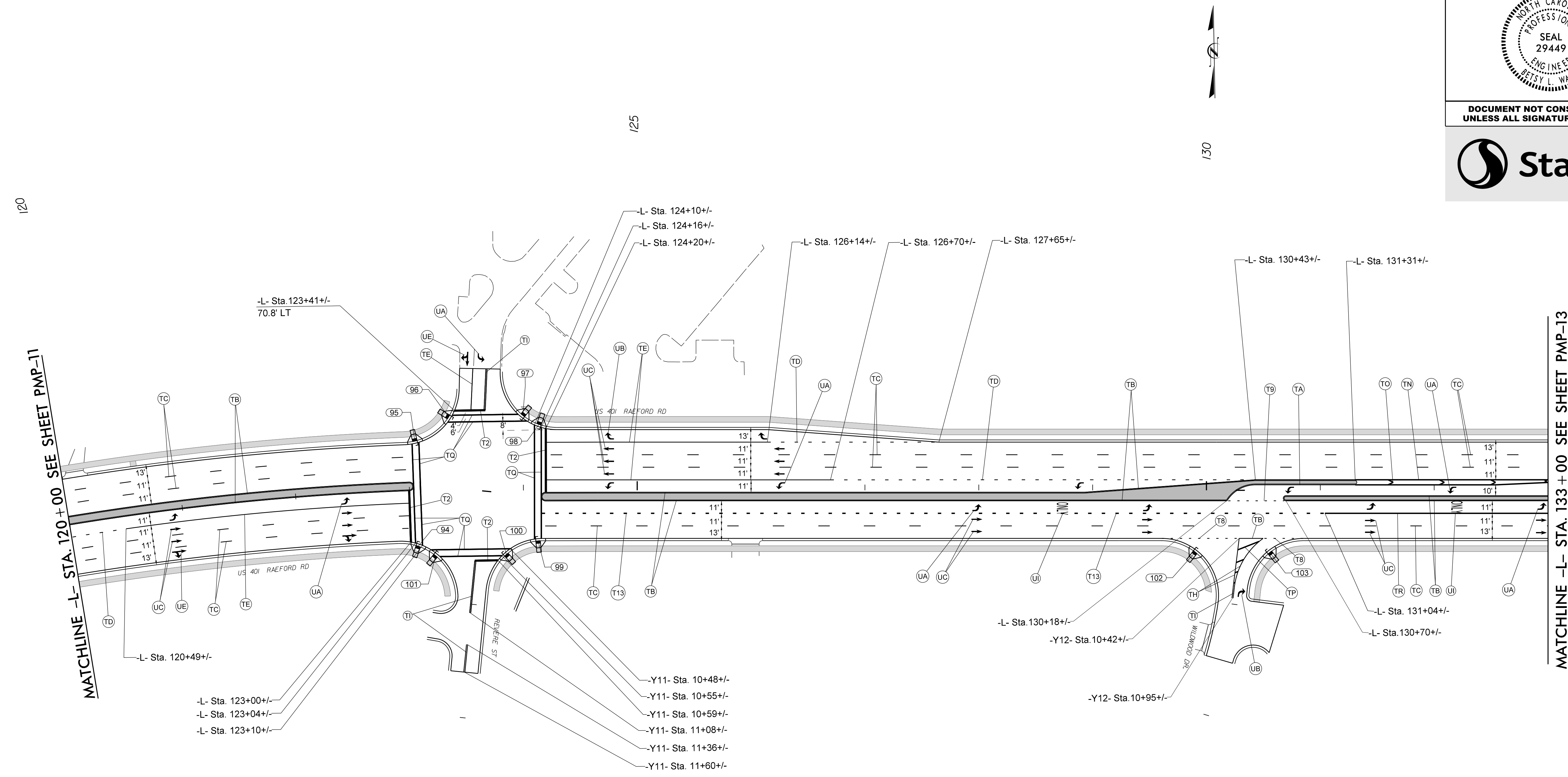
TIP NO.	SHEET NO.
U-4405	PMP-11
APPROVED <i>Betsy L. Watson</i>	
DATE: 4/19/2018	
DOCUMENT NOT CONSIDERED FINAL UNLESS ALL SIGNATURES COMPLETED	



4/9/2018
Us:\Traffic\Signing\CADD\Pavement\Markings\Plan Sheets\U-4405_pmp_11.dgn
jhambricht


PAVEMENT MARKING DETAIL

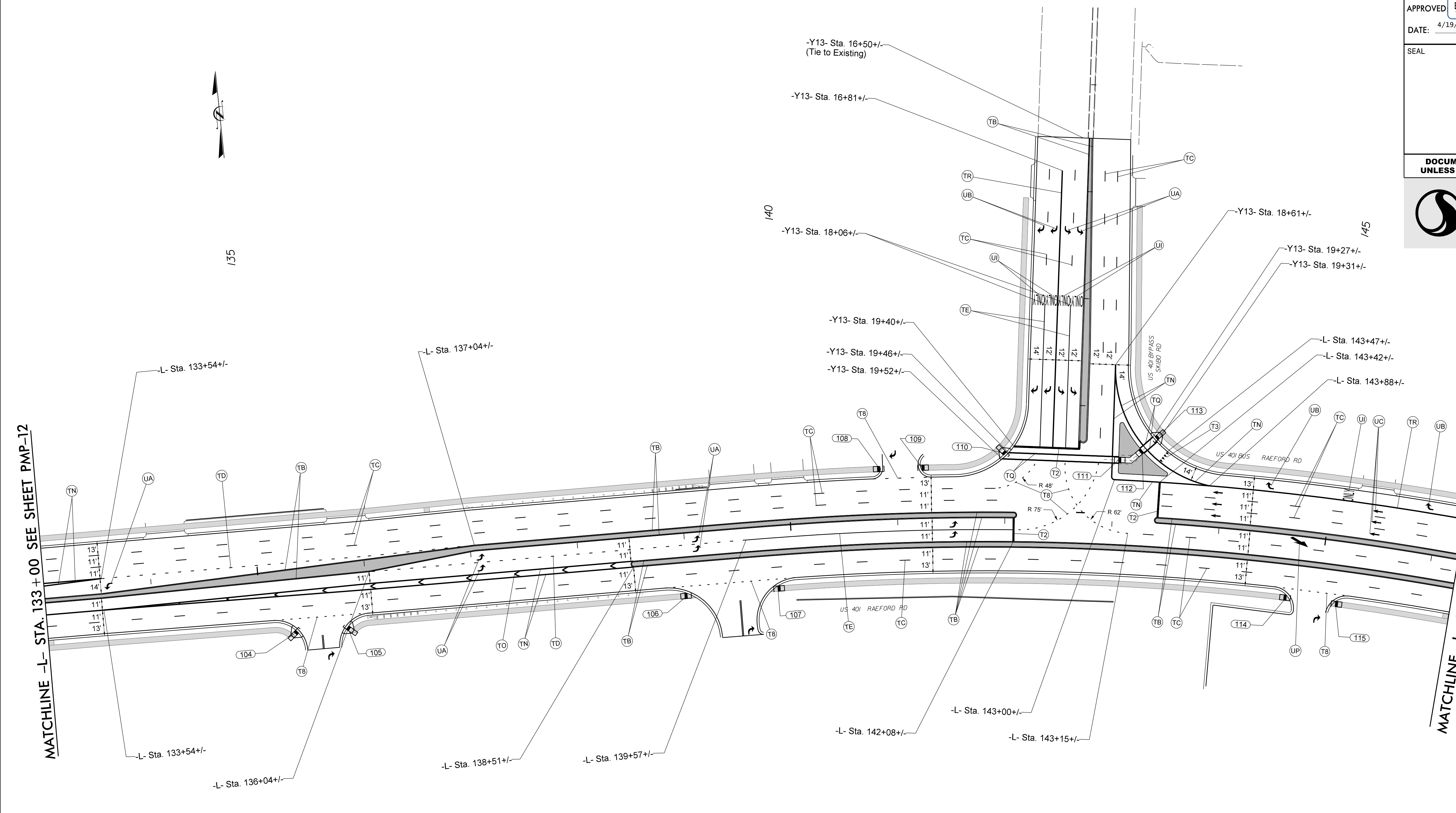
TIP NO. U-4405	SHEET NO. PMP-12
APPROVED <i>Betsy L. Watson</i> DATE: 4/19/2018	
SEAL 	
DOCUMENT NOT CONSIDERED FINAL UNLESS ALL SIGNATURES COMPLETED	
	



PAVEMENT MARKING DETAIL

4/19/2018
Us:\Traffic\Signing\CADD\Pavement\Markings\Plan_Sheets\U-4405_pmp_12.dgn
jhambricht

TIP NO.	SHEET NO.
U-4405	PMP-13
APPROVED <i>Betsy L. Watson</i> DocuSigned by: Betsy L. Watson 35E7B834F8743F	
DATE: 4/19/2018	
SEAL	
	
DOCUMENT NOT CONSIDERED FINAL UNLESS ALL SIGNATURES COMPLETED	



MATCHLINE -L- STA. 133+00 SEE SHEET PMP-12

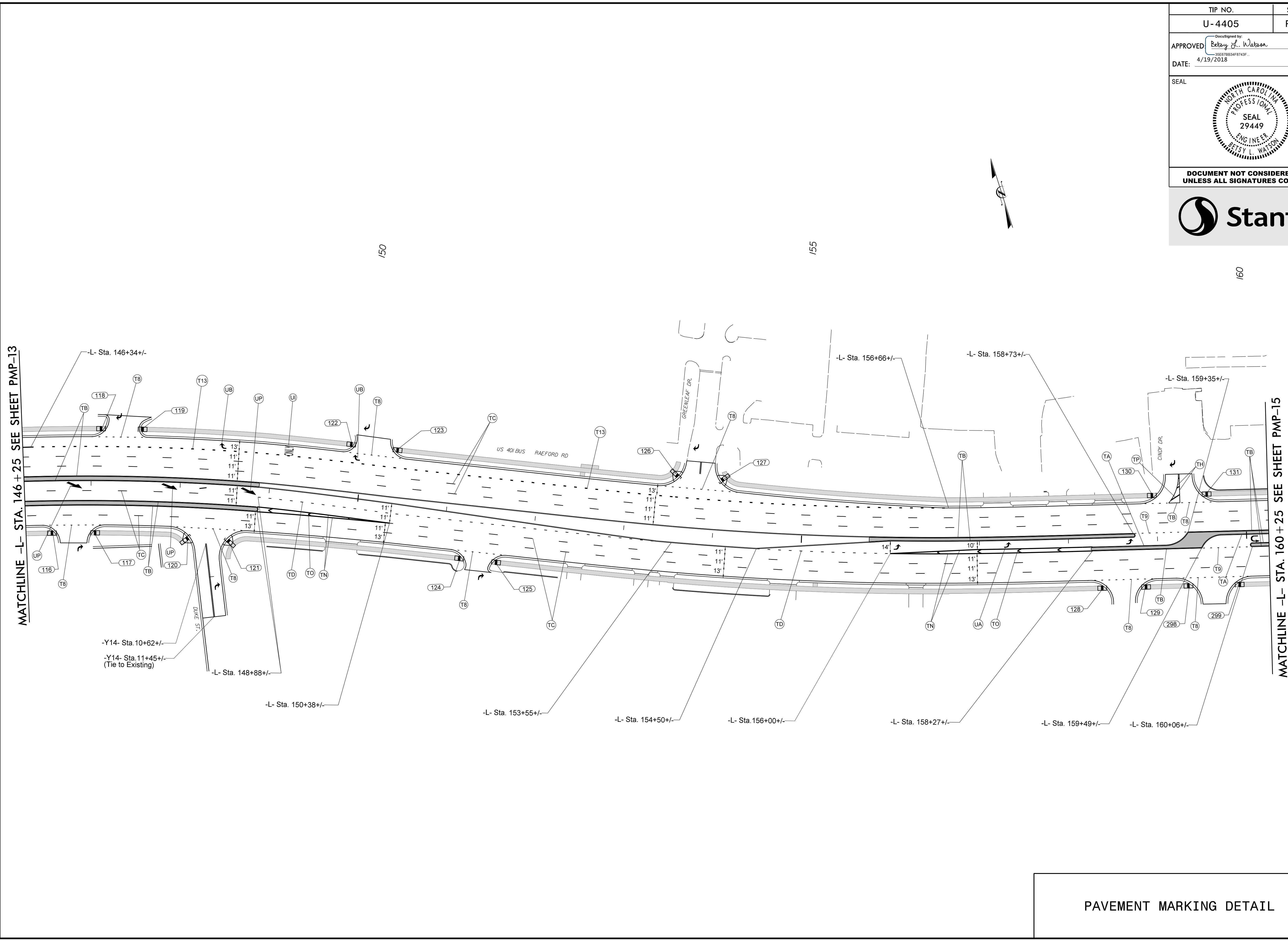
MATCHLINE -L- STA. 146+25 SEE SHEET PMP-14

4/9/2018
Us:\Traffic\Signing\CADD\Pavement\Markings\Plan_Sheets\U-4405_pmp_13.dgn
jhambricht

PAVEMENT MARKING DETAIL



DOCUMENT NOT CONSIDERED FINAL
UNLESS ALL SIGNATURES COMPLETED



MATCHLINE -L- STA. 146 + 25 SEE SHEET PMP-13

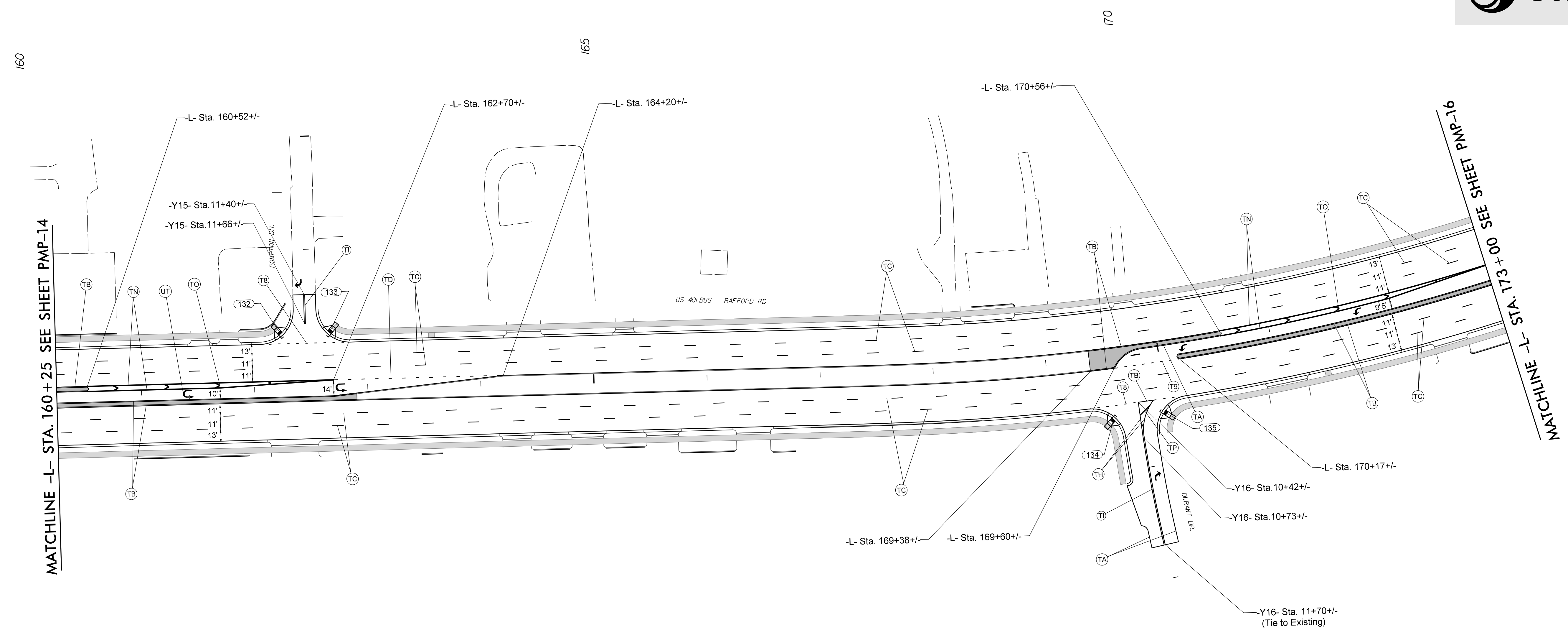
MATCHLINE -L- STA. 160 + 25 SEE SHEET PMP-15

-Y14- Sta. 10+62+/-
-Y14- Sta. 11+45+/-
(Tie to Existing)

PAVEMENT MARKING DETAIL


4/19/2018
Us:\Traffic\Signing\CADD\Pavement\Markings\Plan Sheets\U-4405.pmp_14.dgn
jhambricht

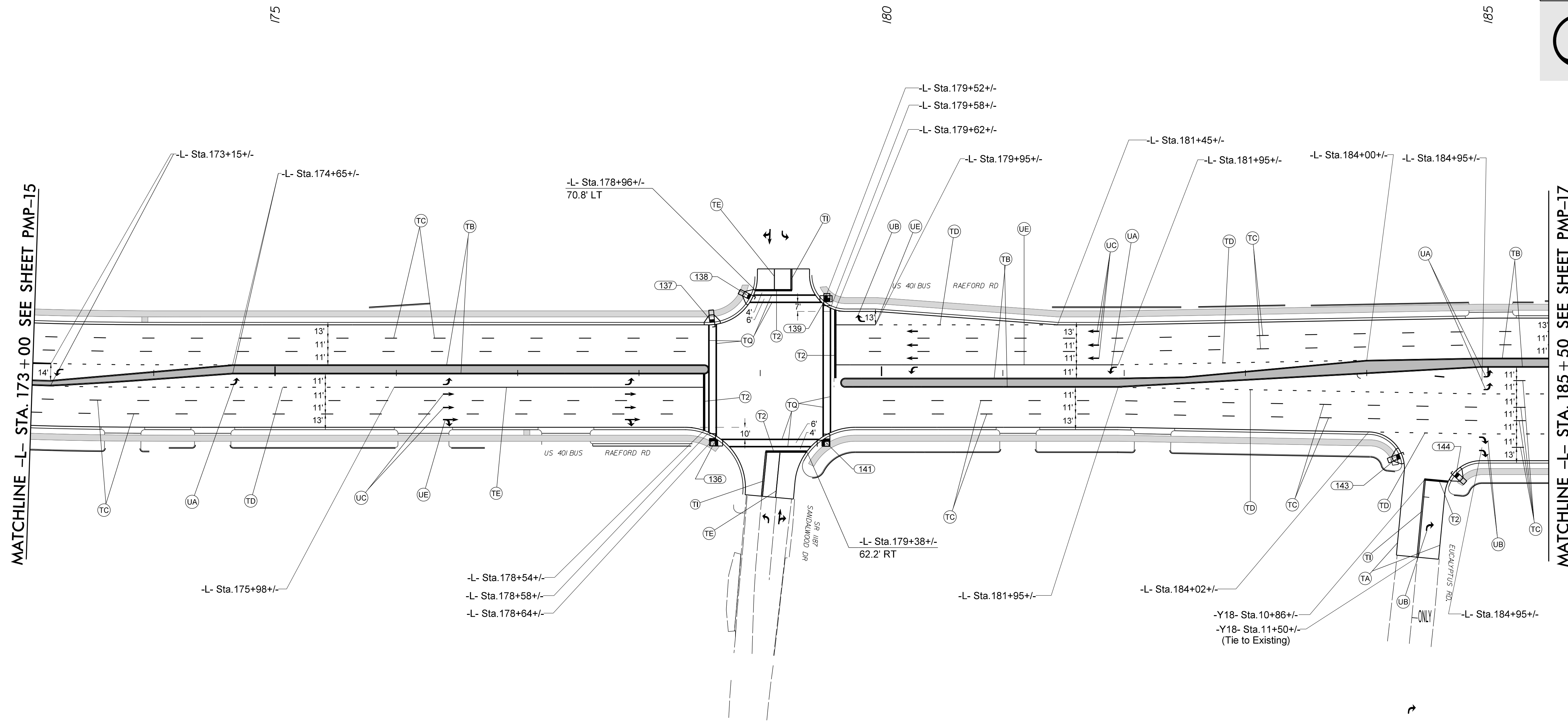
TIP NO. U-4405	SHEET NO. PMP-15
APPROVED <i>Betsy L. Watson</i> <small>DocuSigned by: Betsy L. Watson 36E7B834F8743F</small>	
DATE: 4/19/2018	
SEAL 	
DOCUMENT NOT CONSIDERED FINAL UNLESS ALL SIGNATURES COMPLETED	



4/9/2018
Us:\Traffic\Signing\CADD\Pavement\ Markings\U-4405_pmp_15.dgn
jhambricht



PAVEMENT MARKING DETAIL

TIP NO.	SHEET NO.
U-4405	PMP-16
APPROVED <i>Betsy L. Watson</i> DATE: 4/19/2018	
SEAL 	
DOCUMENT NOT CONSIDERED FINAL UNLESS ALL SIGNATURES COMPLETED	



4/19/2018
Us:\Traffic\Signing\CADD\Pavement\Markings\U-4405.pmp_16.dgn
jhambricht

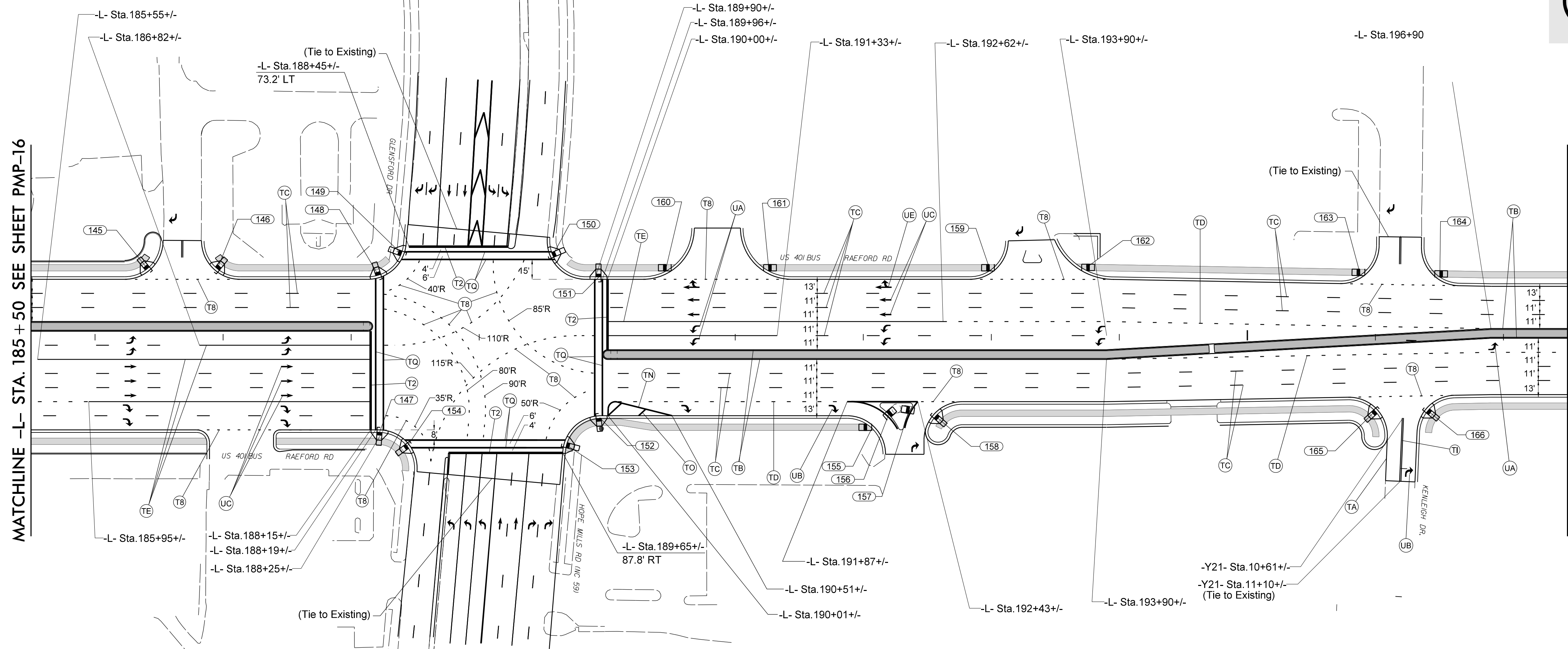
PAVEMENT MARKING DETAIL

TIP NO.	SHEET NO.
U-4405	PMP-17
APPROVED <i>Betsy L. Watson</i> DATE: 4/19/2018	
SEAL 	
DOCUMENT NOT CONSIDERED FINAL UNLESS ALL SIGNATURES COMPLETED	
	

185


190

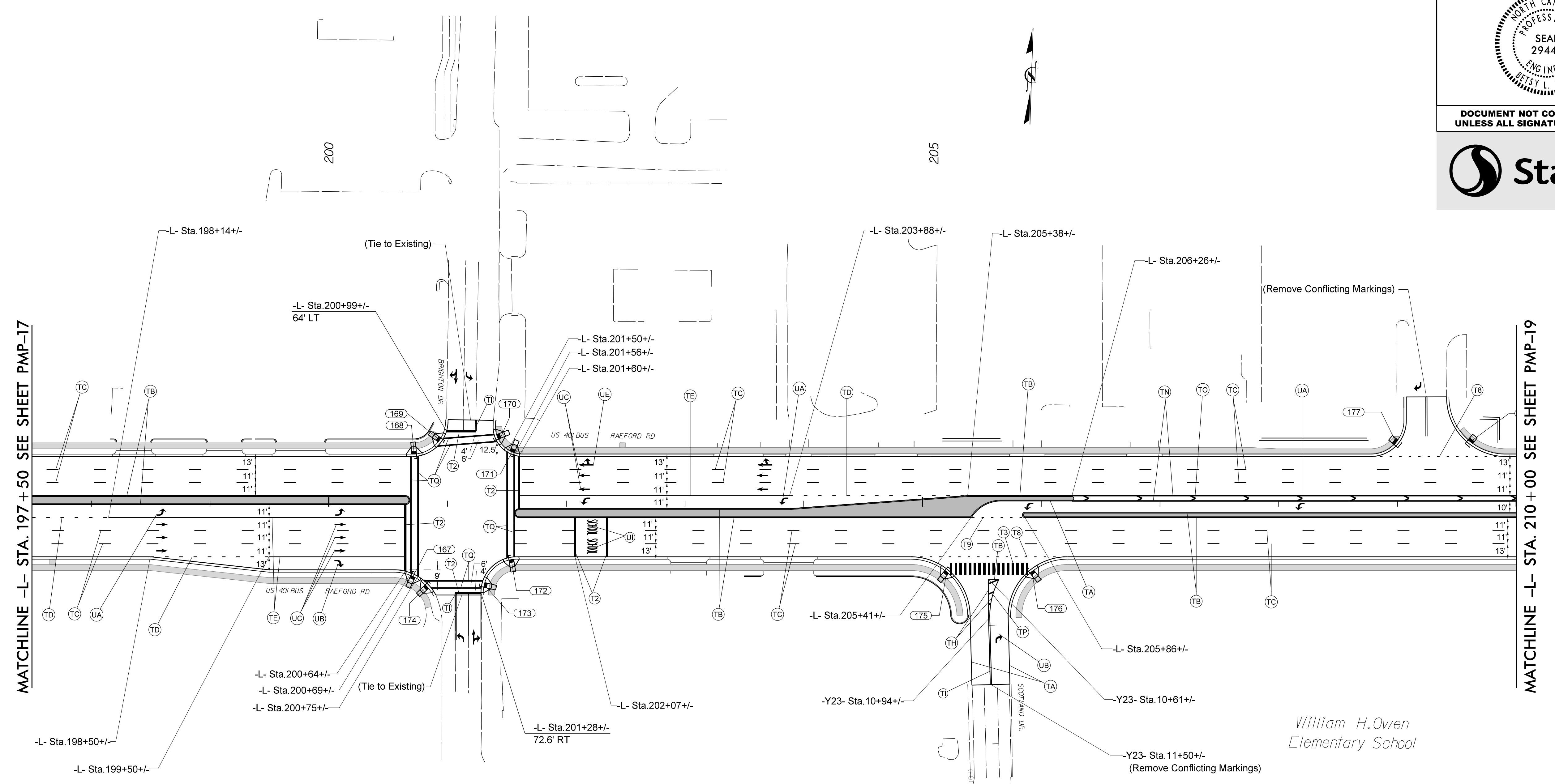
195



4/19/2018
Us:\Traffic\Signing\CADD\Pavement\Markings\Plan_Sheets\U-4405.pmp_17.dgn
jhambricht



PAVEMENT MARKING DETAIL

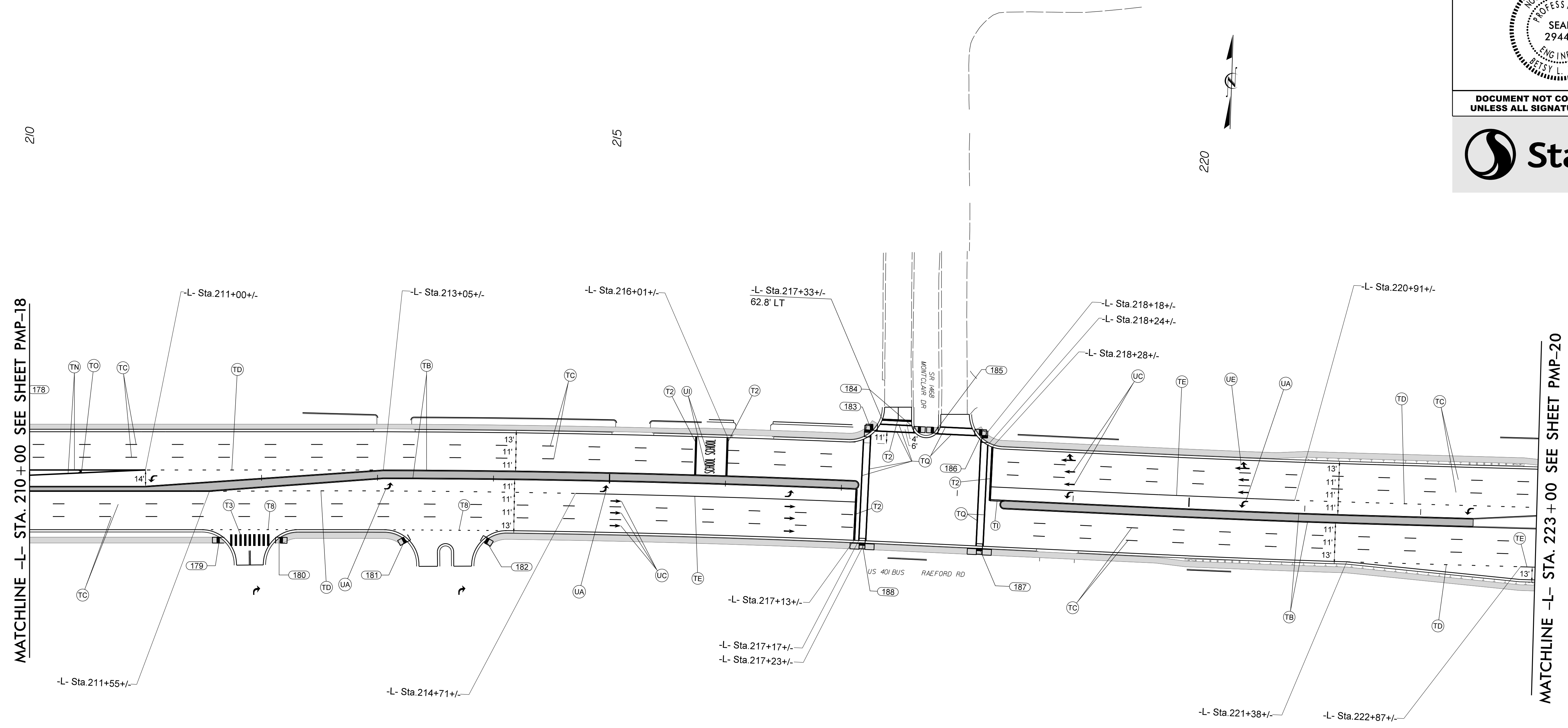
TIP NO.	SHEET NO.
U-4405	PMP-18
APPROVED <i>Betsy L. Watson</i> DATE: 4/19/2018	
SEAL 	
DOCUMENT NOT CONSIDERED FINAL UNLESS ALL SIGNATURES COMPLETED	



4/19/2018
Us:\Traffic\Signing\CADD\Pavement\Markings\Plan_Sheets\U-4405_pmp_18.dgn
jhambricht

PAVEMENT MARKING DETAIL

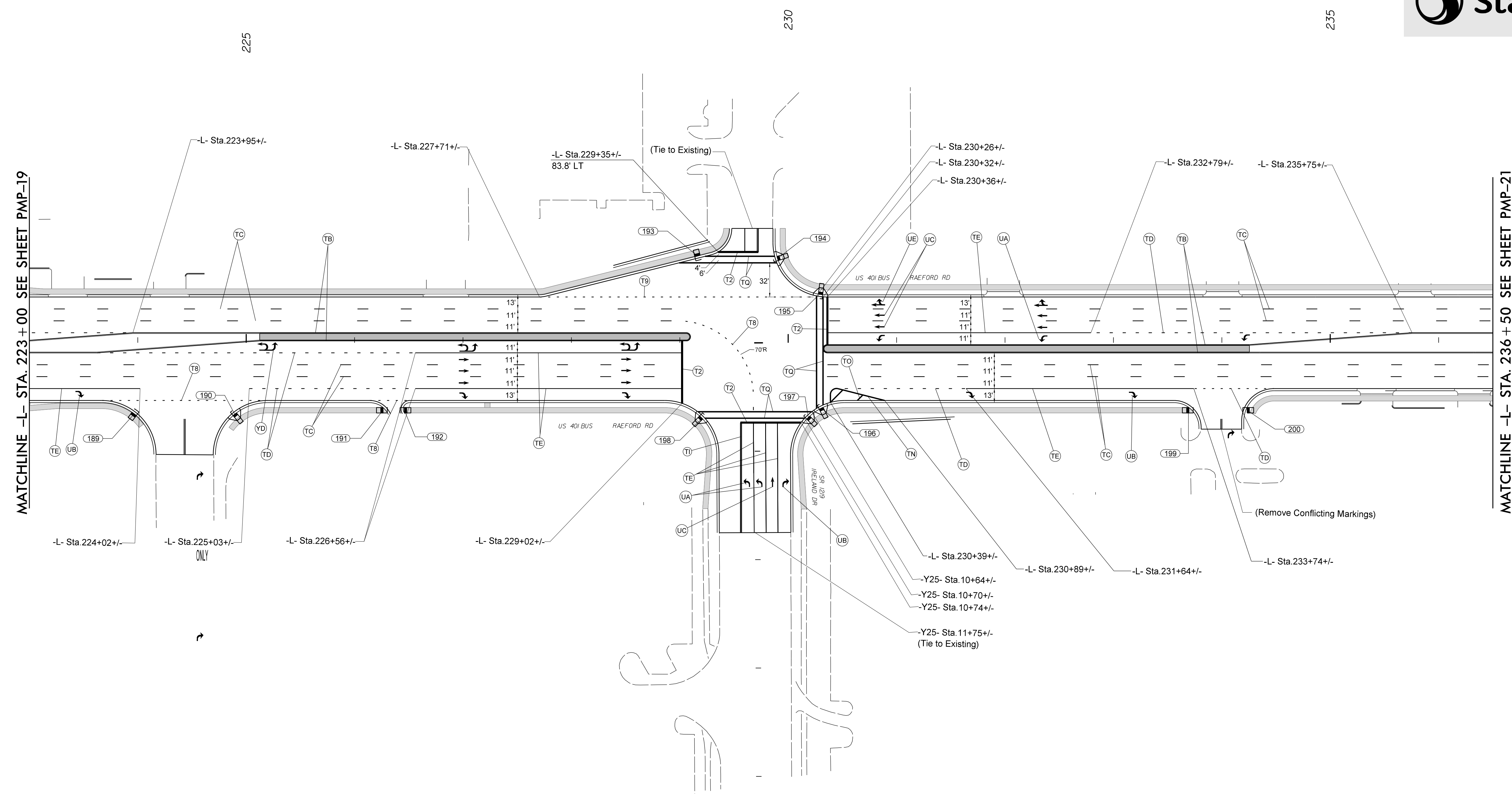
TIP NO. U-4405	SHEET NO. PMP-19
APPROVED <i>Betsy L. Watson</i> DATE: 4/19/2018	
SEAL 	
DOCUMENT NOT CONSIDERED FINAL UNLESS ALL SIGNATURES COMPLETED	
	



4/19/2018
 Us:\Traffic\Signing\CADD\Pavement\ Markings\U-4405.pmp_19.dgn
 jhambright

PAVEMENT MARKING DETAIL

TIP NO. U-4405	SHEET NO. PMP-20
APPROVED <i>Betsy L. Watson</i> DATE: 4/19/2018	
DOCUMENT NOT CONSIDERED FINAL UNLESS ALL SIGNATURES COMPLETED	



MATCHLINE -L- STA. 223 + 00 SEE SHEET PMP-19

MATCHLINE -L- STA. 236 + 50 SEE SHEET PMP-21



235

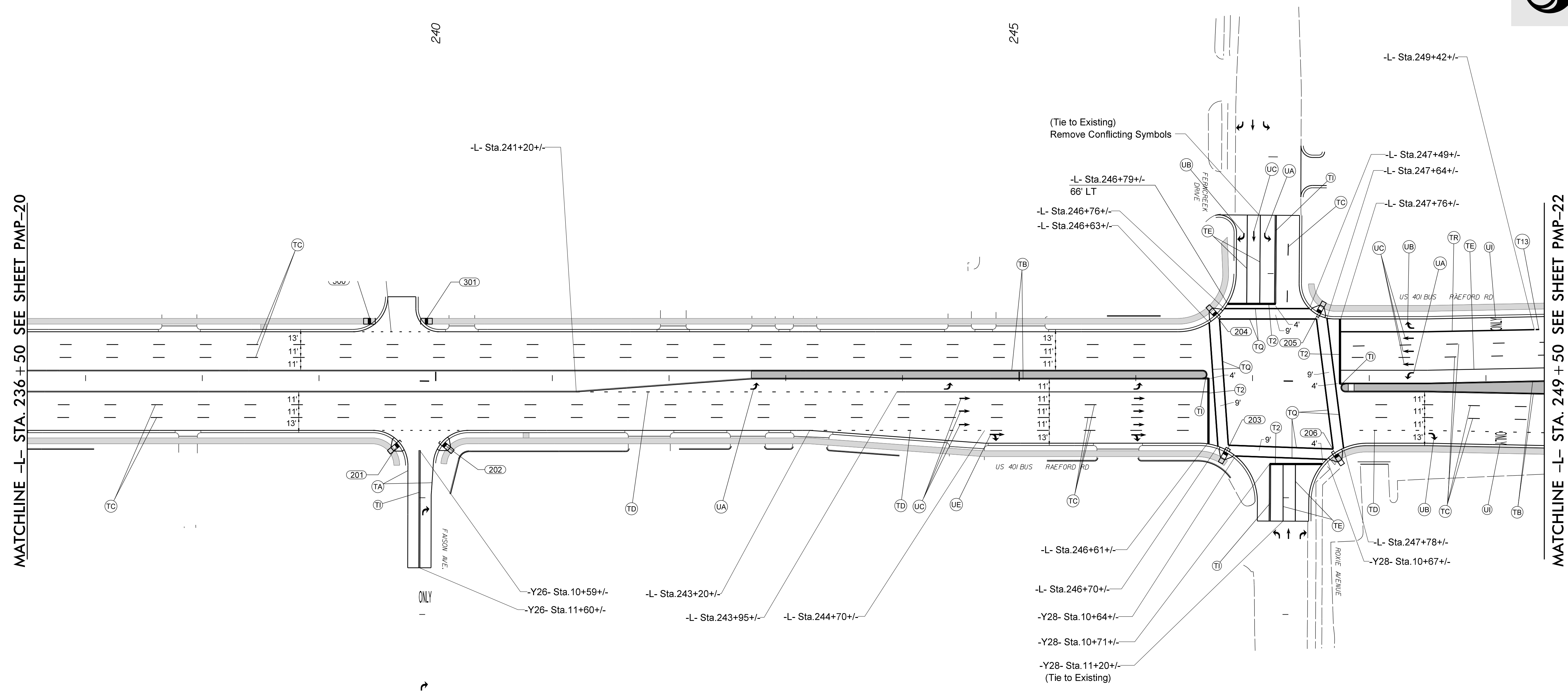
225

230

PAVEMENT MARKING DETAIL

4/19/2018
Us:\Traffic\Signing\CADD\Pavement\Markings\Plan_Sheets\U-4405_pmp_20.dgn
jhambricht

TIP NO.	SHEET NO.
U-4405	PMP-21
APPROVED <i>Betsy L. Watson</i> DocuSigned by: Betsy L. Watson 35E7B834F8743F	
DATE: 4/19/2018	
SEAL	
DOCUMENT NOT CONSIDERED FINAL UNLESS ALL SIGNATURES COMPLETED	



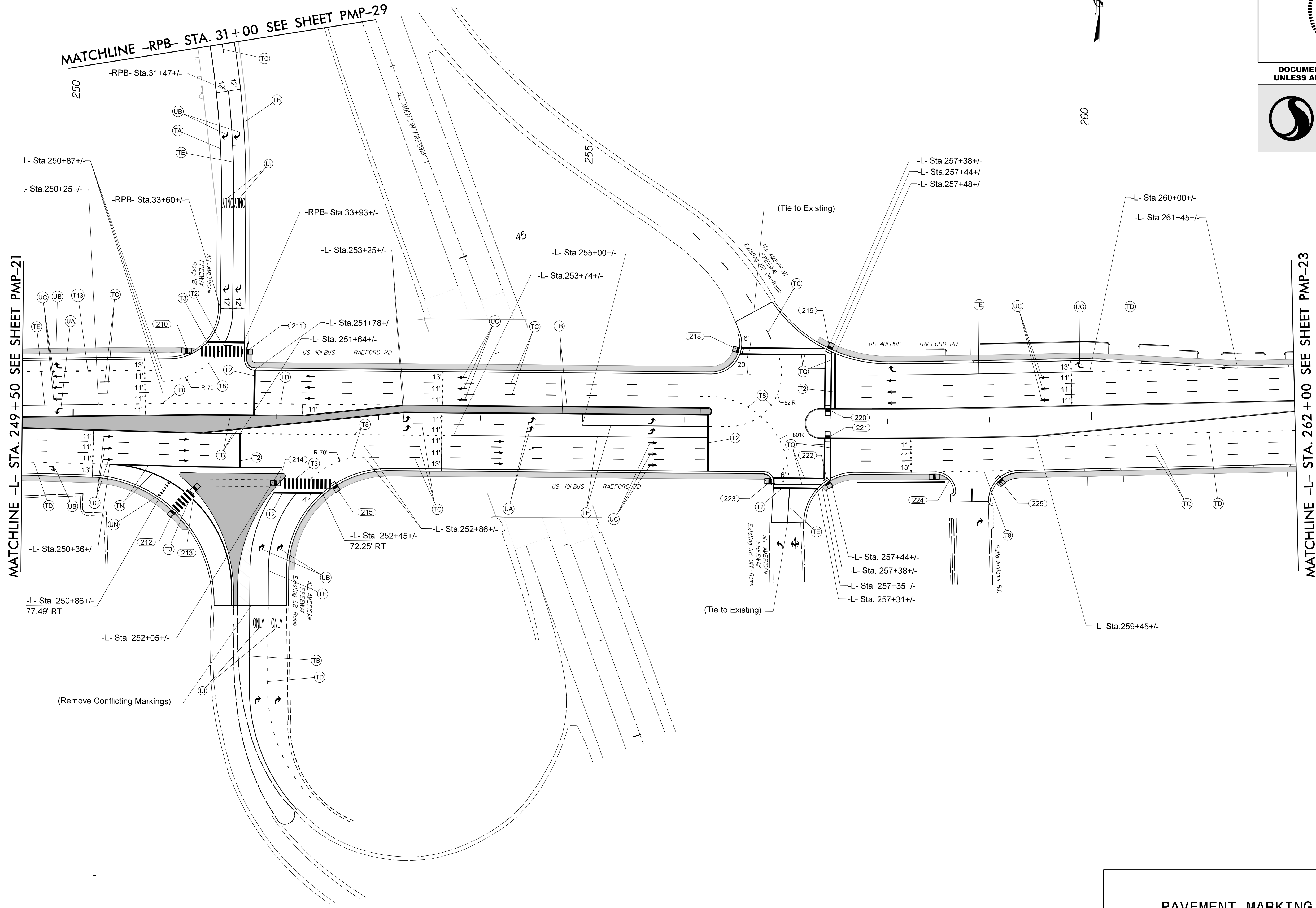
MATCHLINE -L- STA. 236 + 50 SEE SHEET PMP-20

MATCHLINE -L- STA. 249 + 50 SEE SHEET PMP-22

PAVEMENT MARKING DETAIL


4/19/2018
Us:\Traffic\Signing\CADD\Pavement\ Markings\Plan Sheets\U-4405.pmp_21.dgn
jhambricht

TIP NO.	SHEET NO.
U-4405	PMP-22
APPROVED <i>Betsy L. Watson</i> DATE: 4/19/2018	
SEAL NORTH CAROLINA PROFESSIONAL ENGINEER SEAL 29449 BETSY L. WATSON	
DOCUMENT NOT CONSIDERED FINAL UNLESS ALL SIGNATURES COMPLETED	
Stantec	



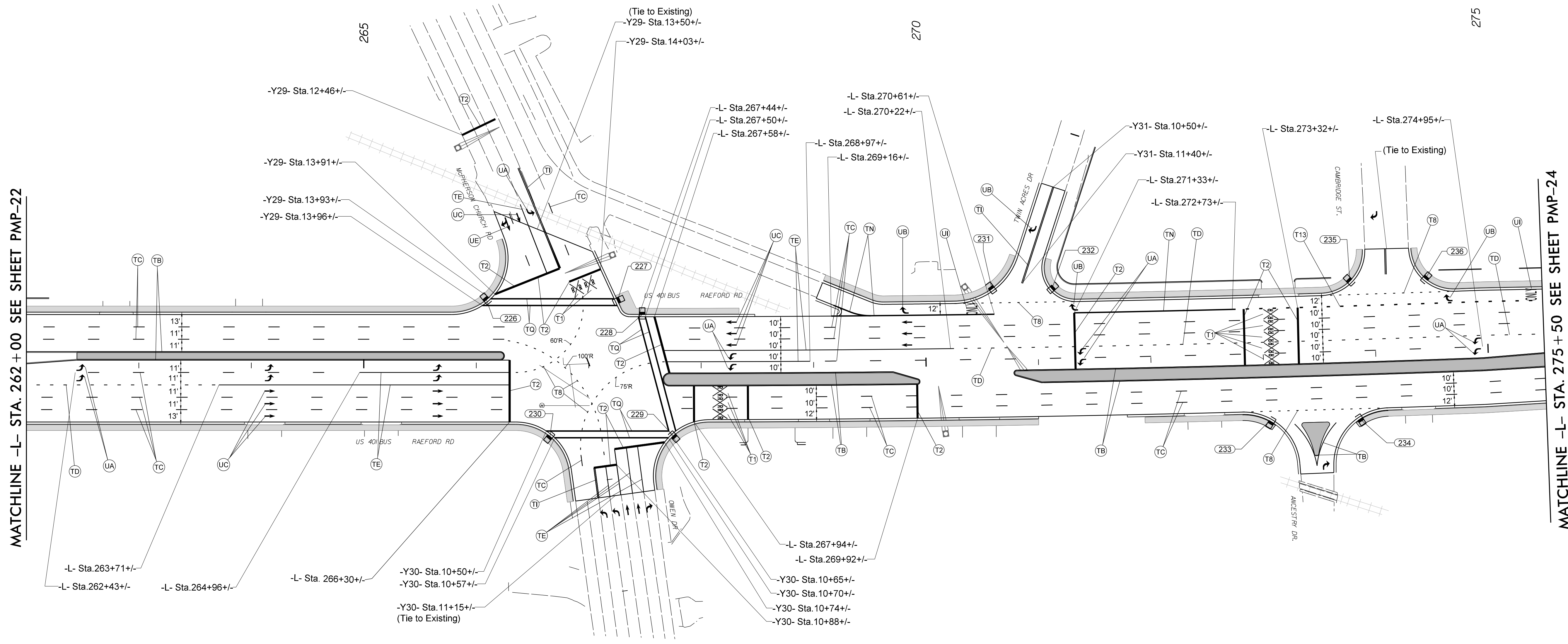
4/19/2018
 Us:\Traffic\Signing\CADD\Pavement\ Markings\Plan Sheets\U-4405.pmp_22.dgn
 jhambright

PAVEMENT MARKING DETAIL

TIP NO.	SHEET NO.
U-4405	PMP-23
APPROVED <i>Betsy L. Watson</i> DATE: 4/19/2018	
SEAL 	
DOCUMENT NOT CONSIDERED FINAL UNLESS ALL SIGNATURES COMPLETED	




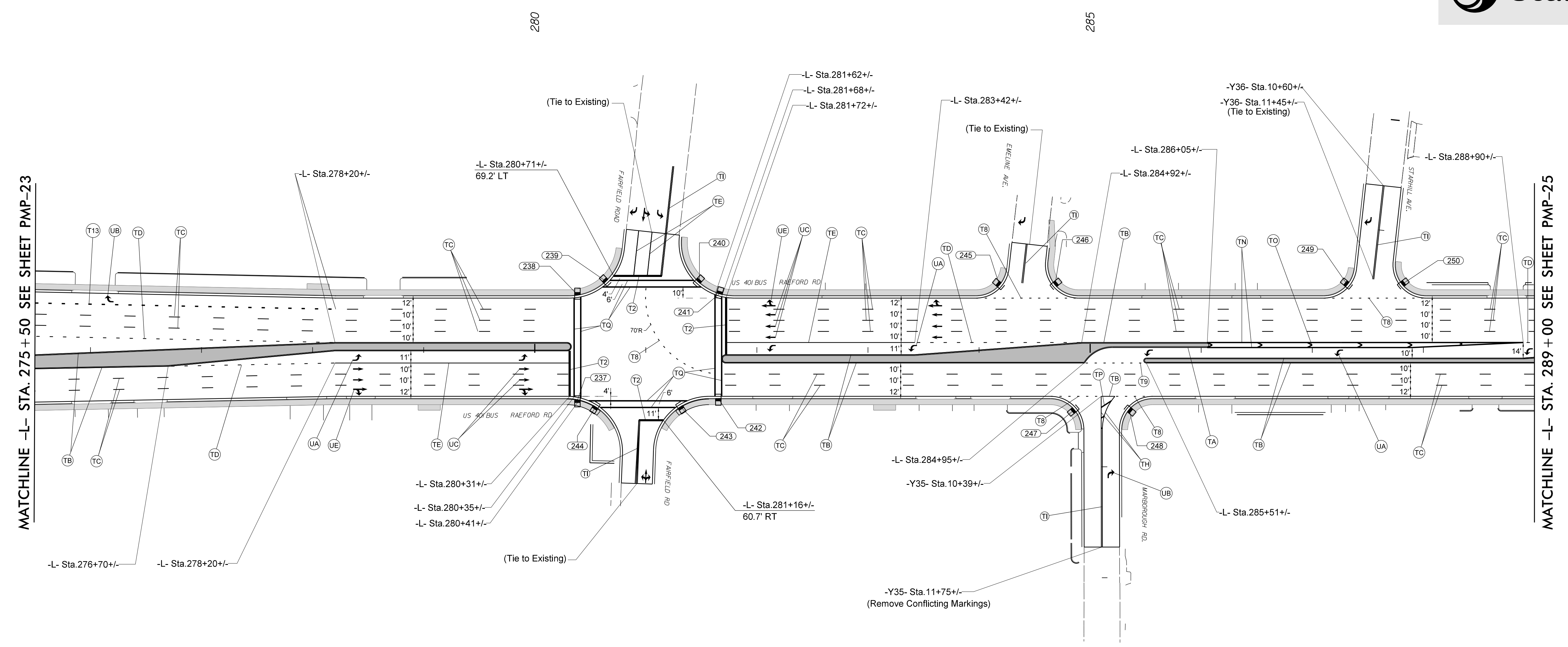
275



4/9/2018
Us:\Traffic\Signing\CADD\Pavement\ Markings\U-4405.pmp_23.dgn
jhambricht

PAVEMENT MARKING DETAIL

TIP NO.	SHEET NO.
U-4405	PMP-24
APPROVED <i>Betsy L. Watson</i> DATE: 4/19/2018	
SEAL 	
DOCUMENT NOT CONSIDERED FINAL UNLESS ALL SIGNATURES COMPLETED	




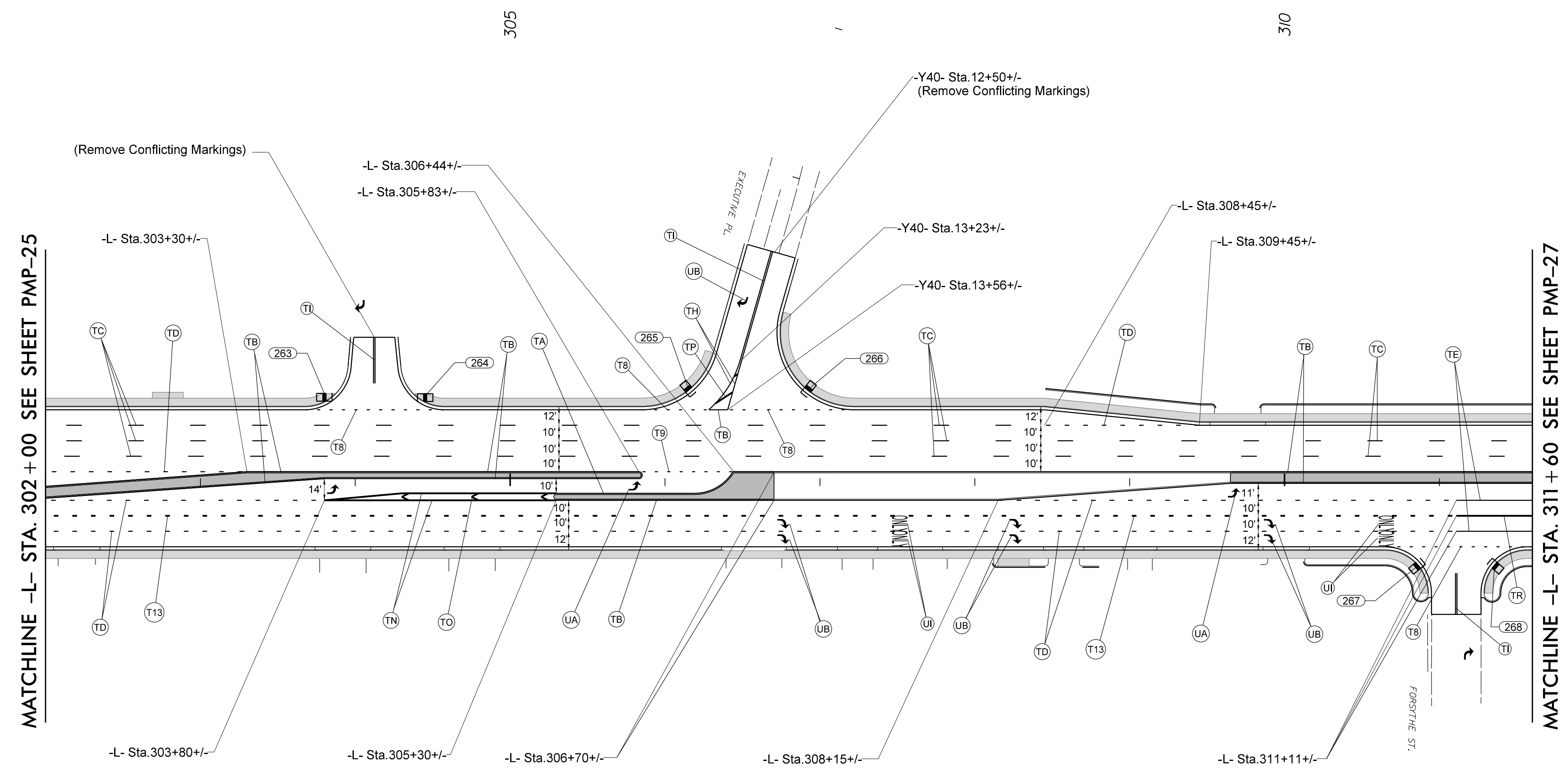
MATCHLINE -L- STA. 275 + 50 SEE SHEET PMP-23

MATCHLINE -L- STA. 289 + 00 SEE SHEET PMP-25

PAVEMENT MARKING DETAIL



4/19/2018
Us:\Traffic\Signing\CADD\Pavement\ Markings\U-4405.pmp_24.dgn
jhambright

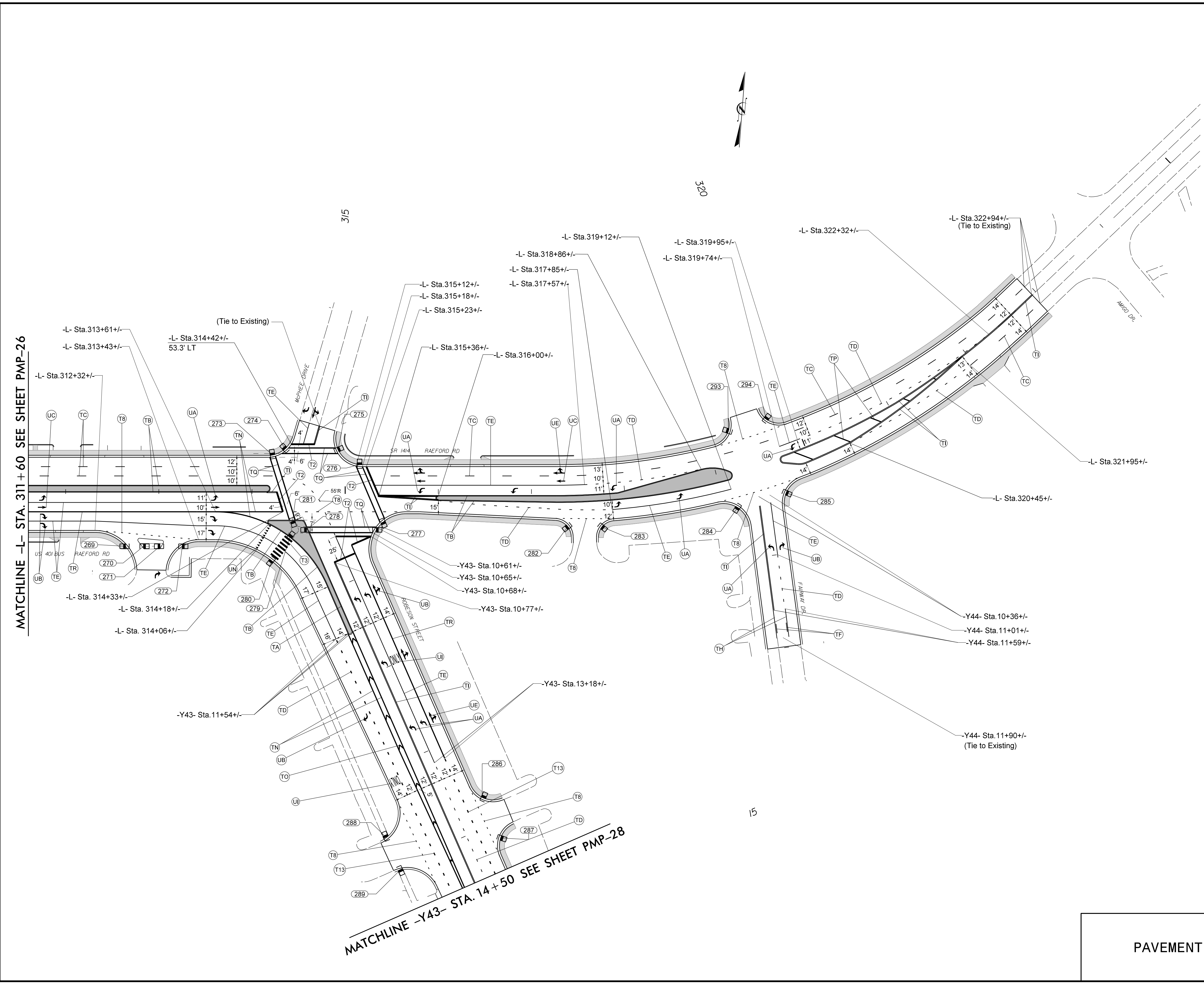
TIP NO.	SHEET NO.
U-4405	PMP-26
APPROVED <i>Betsy L. Watson</i> <small>DocuSigned by: Betsy L. Watson 56E7B834F8743F</small>	
DATE: 4/19/2018	
SEAL	
	
DOCUMENT NOT CONSIDERED FINAL UNLESS ALL SIGNATURES COMPLETED	



4/19/2018
Us:\Traffic\Signing\CADD\Pavement\Markings\Plan_Sheets\U-4405.pmp_26.dgn
jhambricht


PAVEMENT MARKING DETAIL

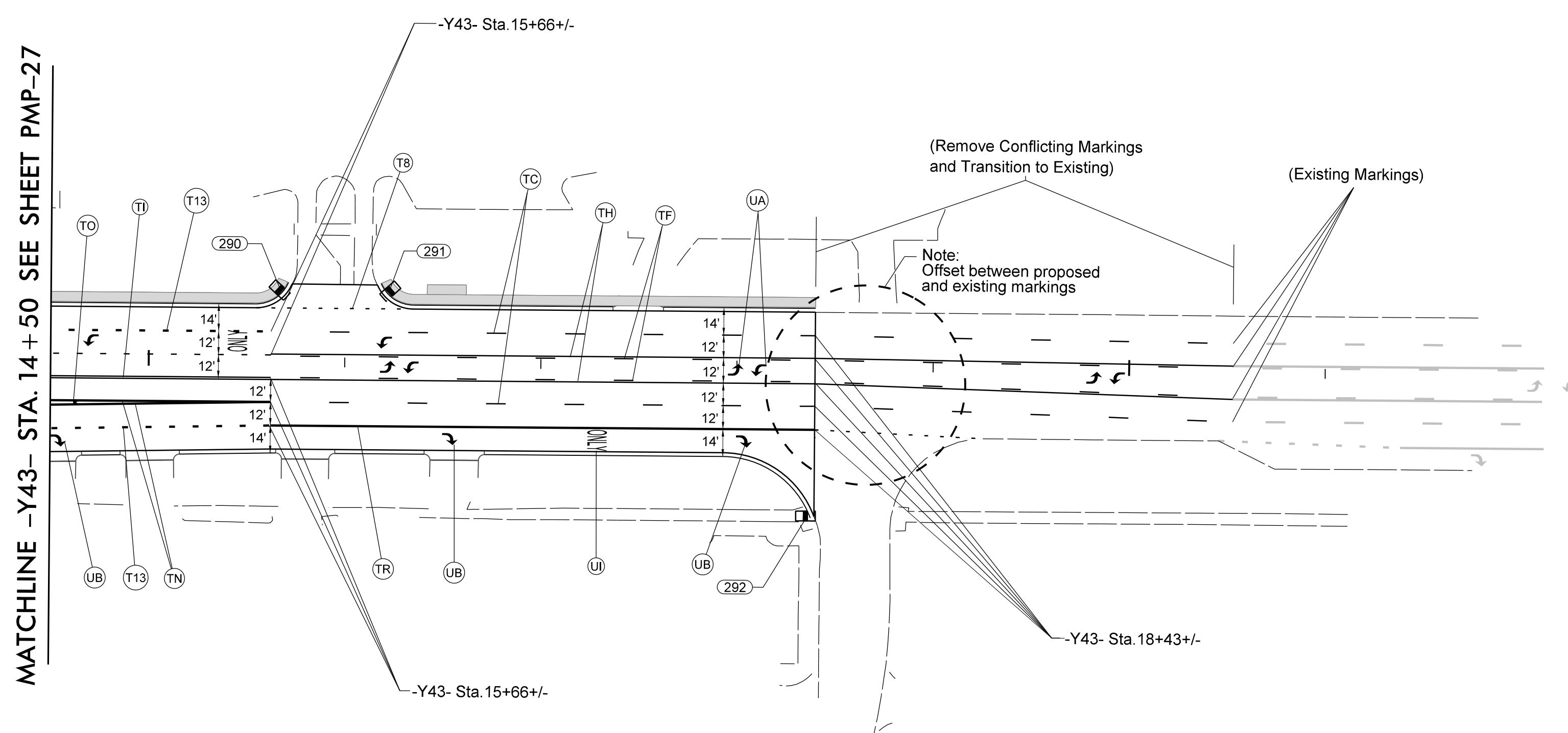
TIP NO. U - 4405	SHEET NO. PMP - 27
APPROVED <i>Betsy L. Watson</i> <small>DocuSigned by: Betsy L. Watson 35E7B834F8743F</small> DATE: 4/19/2018	
	
DOCUMENT NOT CONSIDERED FINAL UNLESS ALL SIGNATURES COMPLETED	
	



4/19/2018
Us:\Traffic\Signing\CADD\Pavement\Markings\Plan Sheets\U-4405_pmp_27.dgn
jhambright


PAVEMENT MARKING DETAIL

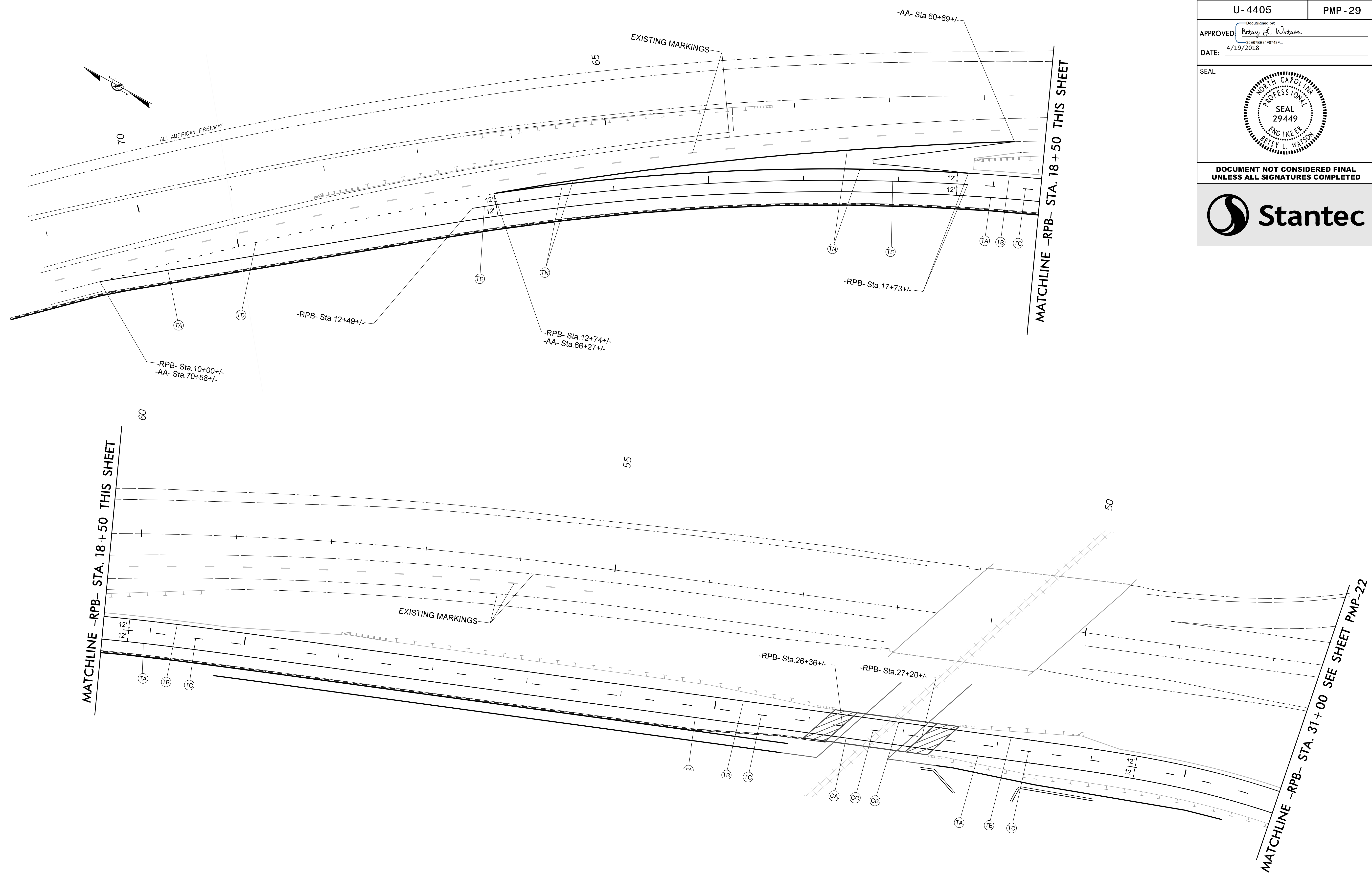
TIP NO. U-4405	SHEET NO. PMP-28
APPROVED <i>Betsy L. Watson</i> <small>DocuSigned by: Betsy L. Watson 35E7B834F8743F</small> DATE: 4/19/2018	
SEAL 	
DOCUMENT NOT CONSIDERED FINAL UNLESS ALL SIGNATURES COMPLETED	



4/19/2018
 Us:\Traffic\Signing\CADD\Pavement\ Markings\Plan Sheets\U-4405.pmp_28.dgn
 jhambright


PAVEMENT MARKING DETAIL

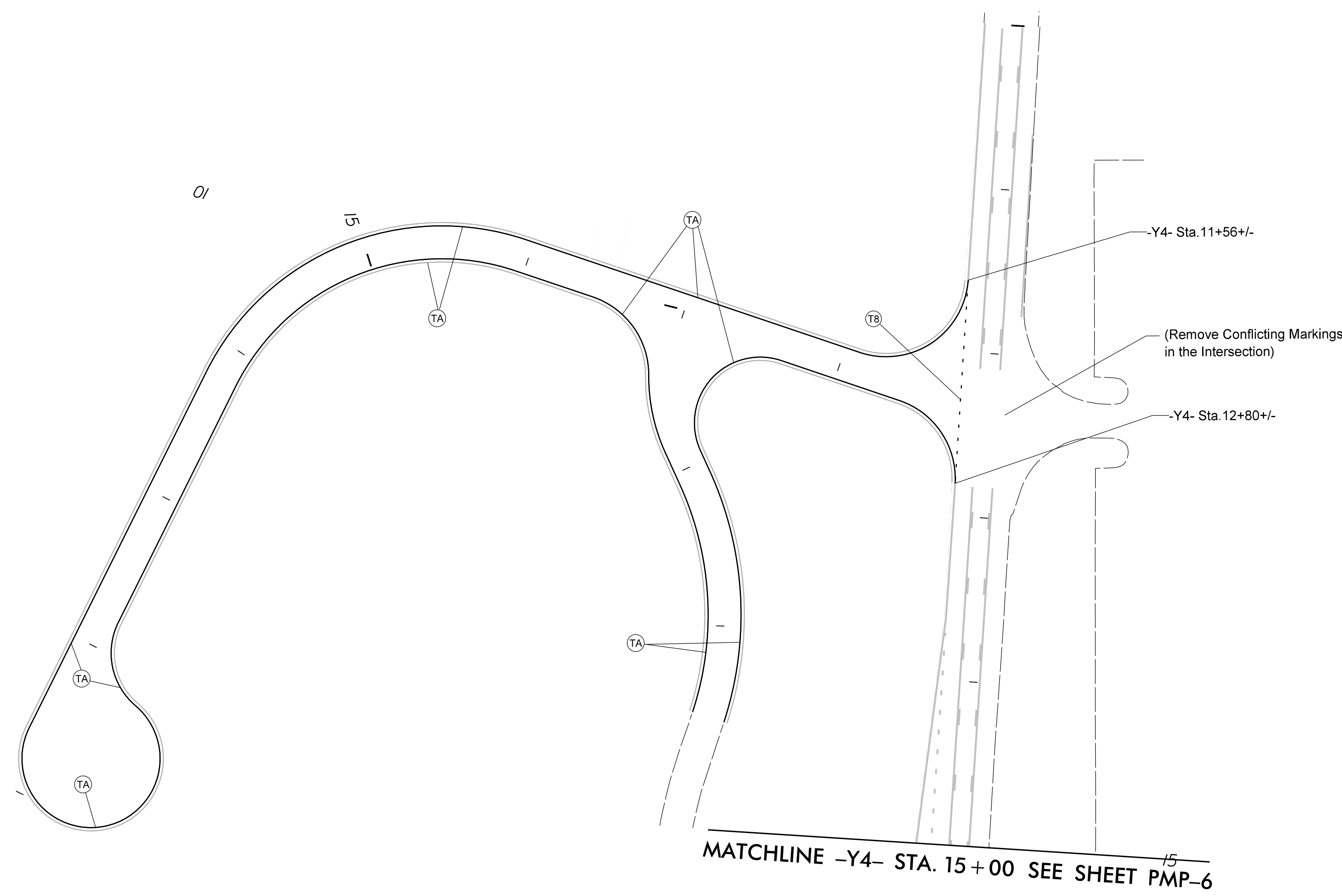
TIP NO.	SHEET NO.
U-4405	PMP-29
APPROVED <i>Betsy L. Watson</i> <small>DocuSigned by: Betsy L. Watson 35E7B34F8743F</small>	
DATE: 4/19/2018	
SEAL	
	
DOCUMENT NOT CONSIDERED FINAL UNLESS ALL SIGNATURES COMPLETED	



4/19/2018
 Us:\Traffic\Signing\CADD\Pavement\ Markings\Plan Sheets\U-4405.pmp_29.dgn
 jhambright

PAVEMENT MARKING DETAIL

TIP NO.	SHEET NO.
U-4405	PMP-30
APPROVED <i>Betsy L. Watson</i> <small>DocuSigned by: Betsy L. Watson 35E7B834F8743F</small>	
DATE: 4/19/2018	
SEAL	
	
DOCUMENT NOT CONSIDERED FINAL UNLESS ALL SIGNATURES COMPLETED	



4/19/2018
 Us:\Traffic\Signing\CADD\Pavement\ Markings\Plan Sheets\U-4405.pmp_30.dgn
 jhambright

PAVEMENT MARKING DETAIL