DocuSign Envelope ID: D6E19B87-1106-44A9-92A1-BD1709805351

PROJECT REFERENCE NO.	SHEET NO.
U-4405	SIG-5.0

PHASING DIAGRAM

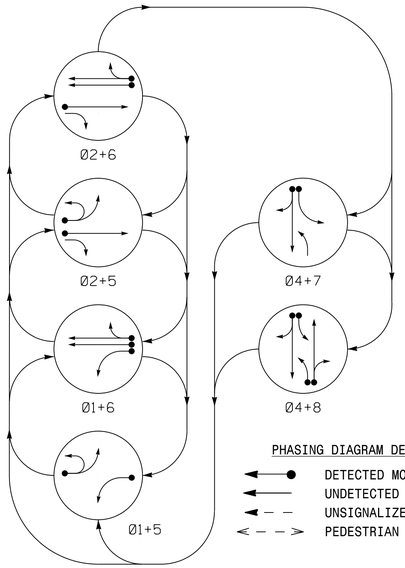

PHASING DIAGRAM DETECTION LEGEND

- DETECTED MOVEMENT
- UNDETECTED MOVEMENT (OVERLAP)
- UNSIGNALIZED MOVEMENT
- PEDESTRIAN MOVEMENT

TABLE OF OPERATION

SIGNAL FACE	PHASE 01+5	01+6	02+5	02+6	04+7	04+8	FLASH
11	←-	←-	-R	-R	-R	-R	-R
21, 22	R	R	G	G	R	R	Y
41, 42	R	R	R	R	G	G	R
51	←-	-R	←-	-R	-R	-R	-R
61, 62	R	G	R	G	R	R	Y
71	-R	-R	-R	-R	←-	FY	-R
81	-R	-R	-R	-R	FY	FY	-R
82,83	R	R	R	R	R	G	R

SIGNAL FACE I.D.

All Heads L.E.D.

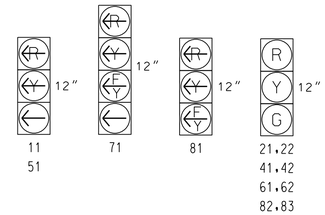

ASC/3 DETECTOR INSTALLATION CHART

DETECTOR					PROGRAMMING							
LOOP	SIZE (FT)	DISTANCE FROM STOPBAR (FT)	TURNS	NEW LOOP	PHASE	CALLING	EXTEND TIME	DELAY TIME	USE ADDED INITIAL	TYPE	SYSTEM LOOP	NEW CARD
1A	6X40	0	✳	-	1	Yes	-	-	-	S	-	-
2A	6X6	300	✳	-	2	Yes	-	-	-	N	-	-
2B	6X40	0	✳	-	2	Yes	2.0	5	-	G	-	-
4A	6X40	0	✳	-	4	Yes	-	10	-	S	-	-
5A	6X40	0	✳	-	5	Yes	-	-	-	S	-	-
6A	6X6	300	✳	-	6	Yes	-	-	-	N	-	-
6B	6X6	300	✳	-	6	Yes	-	-	-	N	-	-
6C	6X40	0	✳	-	6	Yes	2.0	5	-	G	-	-
6D	6X40	0	✳	-	6	Yes	2.0	5	-	G	-	-
7A	6X40	0	✳	-	7	Yes	-	15	-	S	-	-
					4	Yes	-	3	-	S	-	-
8A	6X40	0	✳	-	8	Yes	-	3	-	S	-	-
8B	6X40	0	✳	-	8	Yes	-	10	-	S	-	-

✳ Video Detection Area.
Camera locations should be confirmed in the field by the contractor in order to provide detection of the areas indicated.

6 Phase
Fully Actuated
Fayetteville Signal System

NOTES

1. Refer to "Roadway Standard Drawings NCDOT" dated January 2018 and "Standard Specifications for Roads and Structures" dated January 2018.
2. Do not program signal for late night flashing operation unless otherwise directed by the Engineer.
3. Phase 1 and/or phase 5 may be lagged.
4. Phase 7 may be lagged.
5. Reposition existing signal heads numbered 11, 61, and 62.
6. Set all detector units to presence mode.
7. Maximum times shown in timing chart are for free-run operation only. Coordinated signal system timing values supersede these values.

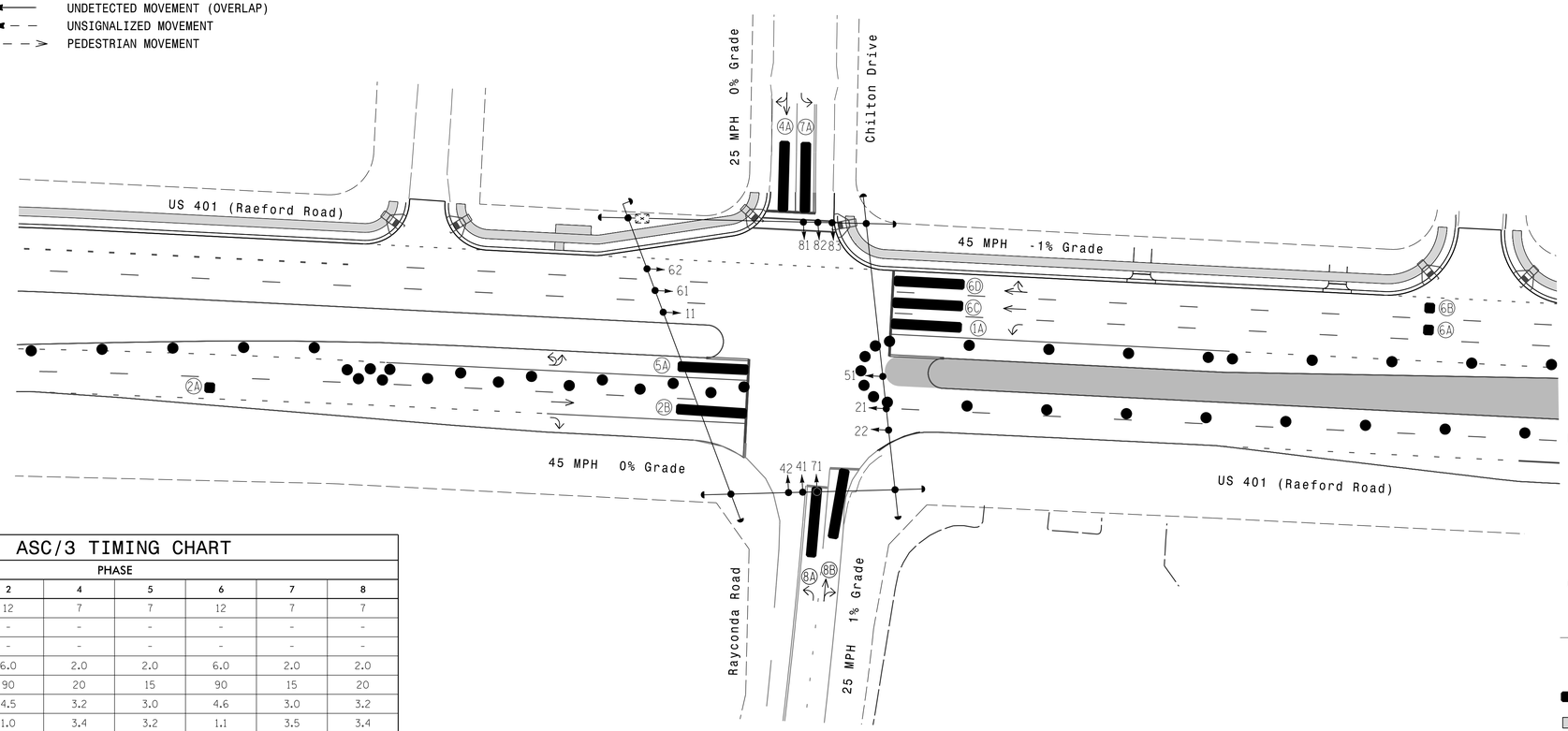

LEGEND

PROPOSED		EXISTING
	Traffic Signal Head	
	Modified Signal Head	N/A
	Sign	
	Pedestrian Signal Head With Push Button & Sign	
	Signal Pole with Guy	
	Signal Pole with Sidewalk Guy	
	Inductive Loop Detector	
	Controller & Cabinet	
	Junction Box	
	2-in Underground Conduit	
N/A	Right of Way	
	Directional Arrow	
	Video Detection Area	N/A
	Construction Zone	N/A
	Drums	N/A

ASC/3 TIMING CHART

FEATURE	PHASE 1	2	4	5	6	7	8
Min Green *	7	12	7	7	12	7	7
Walk *	-	-	-	-	-	-	-
Ped Clear	-	-	-	-	-	-	-
Veh. Extension *	2.0	6.0	2.0	2.0	6.0	2.0	2.0
Max 1 *	15	90	20	15	90	15	20
Yellow	3.0	4.5	3.2	3.0	4.6	3.0	3.2
Red Clear	3.1	1.0	3.4	3.2	1.1	3.5	3.4
Red Revert	-	-	-	-	-	-	-
Actuations B4 Add *	-	-	-	-	-	-	-
Seconds /Actuation *	-	-	-	-	-	-	-
Max Initial *	-	-	-	-	-	-	-
Time Before Reduction *	-	15	-	-	15	-	-
Time To Reduce *	-	30	-	-	30	-	-
Minimum Gap	-	3.0	-	-	3.0	-	-
Locking Detector	-	-	-	-	-	-	-
Recall Position	-	VEH. RECALL	-	-	VEH. RECALL	-	-
Dual Entry	-	-	X	-	-	-	X
Simultaneous Gap	X	X	X	X	X	X	X

* These values may be field adjusted. Do not adjust Min Green and Extension times for phases 2 and 6 lower than what is shown. Min Green for all other phases should not be lower than 4 seconds.

Signal Upgrade
Temporary Design 2 - TMP Phase III

DOCUMENT NOT CONSIDERED FINAL UNLESS ALL SIGNATURES COMPLETED

Stantec
Stantec Consulting Services Inc.
801 Jones Franklin Road-Suite 300
Raleigh, NC 27606
Tel. (919) 851-6866
Fax. (919) 851-7024
www.stantec.com
License No. F-0672

Prepared for the Offices of: Transportation Mobility and Safety Division, Signal Design Section, 750 N.Greenfield Pkwy,Garner,NC 27529

SCALE 0 40 1"=40'

US 401 (Raeford Rd.)
at
Chilton Dr / Rayconda Rd

Division 6 Cumberland County Fayetteville

PLAN DATE:	March 2018	REVIEWED BY:	E D Harris
PREPARED BY:	R M Muncey	REVIEWED BY:	B L Watson

REVISIONS	INIT.	DATE

NORTH CAROLINA PROFESSIONAL SEAL 29449 ENGINEER BETSY L. WATSON

DocuSigned by: Betsy L. Watson 3/29/2018
3566F8D9A2AF4DE... SIGNATURE DATE

SIG. INVENTORY NO. 06-076772

3/29/2018
9:57:40 AM
U:\U4405_Fayetteville\Designs\Signal Designs\Temporary Signal Designs\Phase 3\U-4405_sig_dsn_06-076772.dgn
User:rmuncey