

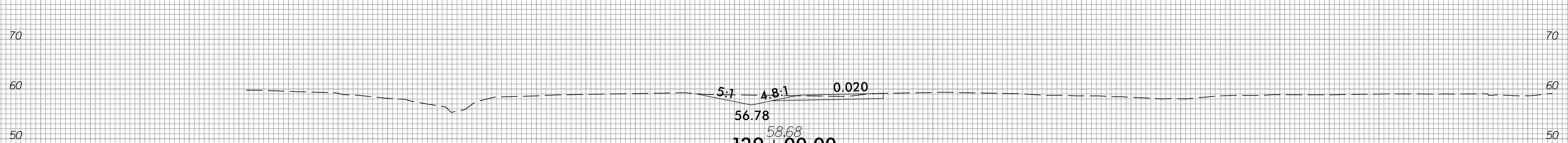
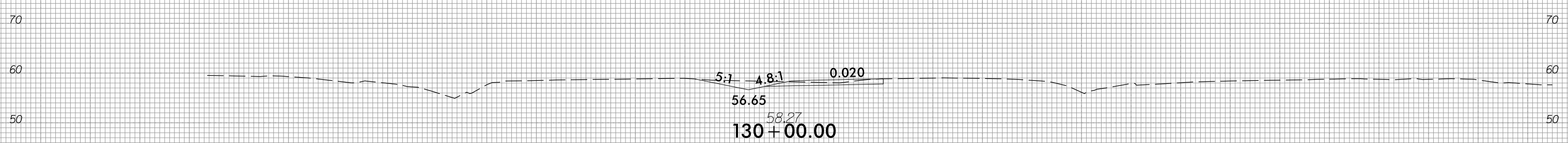
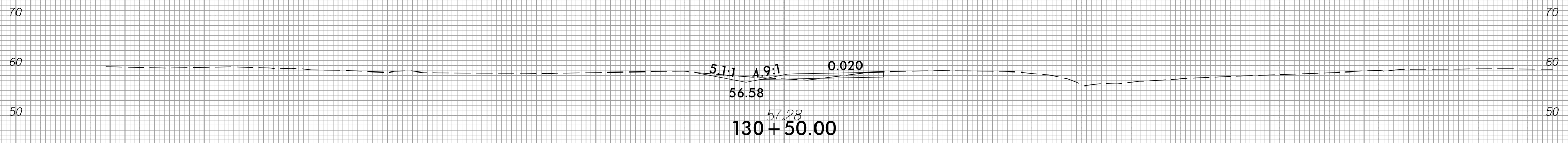
6/23/16



PROJ. REFERENCE NO.
W-5601EV

SHEET NO.
X-49

150 140 130 120 110 100 90 80 70 60 50 40 30 20 10 0 10 20 30 40 50 60 70 80 90 100 110 120 130 140 150



150 140 130 120 110 100 90 80 70 60 50 40 30 20 10 0 10 20 30 40 50 60 70 80 90 100 110 120 130 140 150

5/1/2018
U:\Roadway\Corridor-Modeling\W5601EV_XPL_L.dgn
KHP