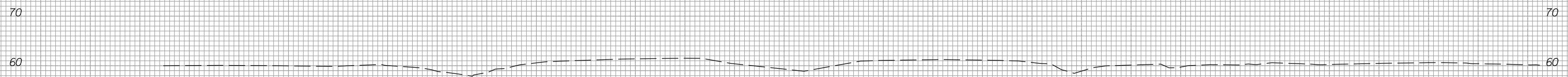


6/23/16

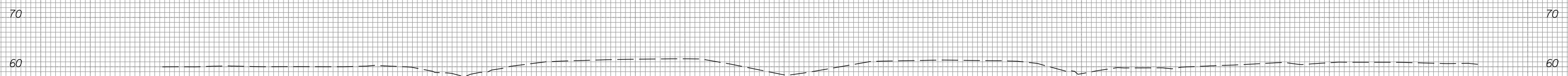


PROJ. REFERENCE NO.	SHEET NO.
W-5601EV	X-44

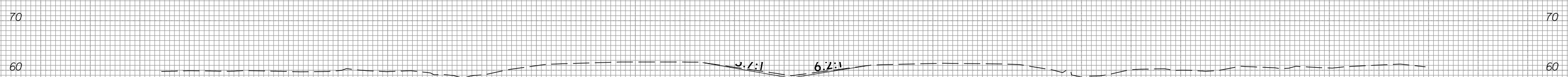
150 140 130 120 110 100 90 80 70 60 50 40 30 20 10 0 10 20 30 40 50 60 70 80 90 100 110 120 130 140 150



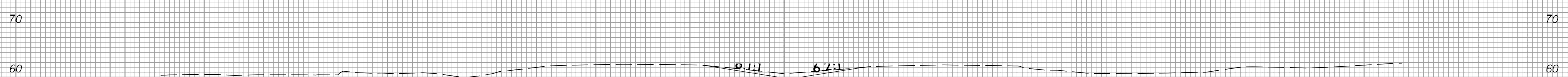
<sup>59.31</sup>  
**120 + 00.00**



<sup>58.36</sup>  
**119 + 50.00**



<sup>59.10</sup>  
**119 + 00.00**  
58.43



<sup>59.66</sup>  
**118 + 50.00**  
58.59



150 140 130 120 110 100 90 80 70 60 50 40 30 20 10 0 10 20 30 40 50 60 70 80 90 100 110 120 130 140 150

5/1/2018  
U:\Roadway\CorridorModeling\W5601EV\_XPL.dgn  
KHP