

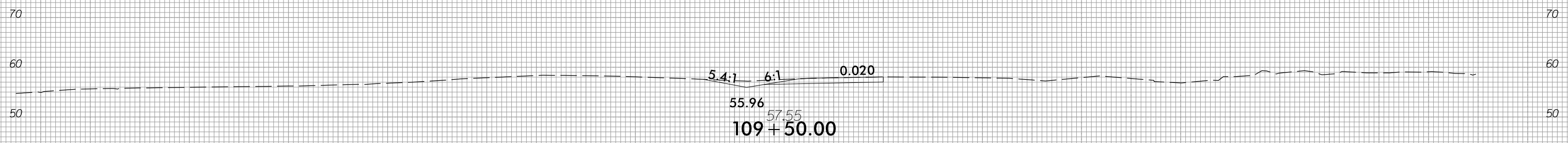
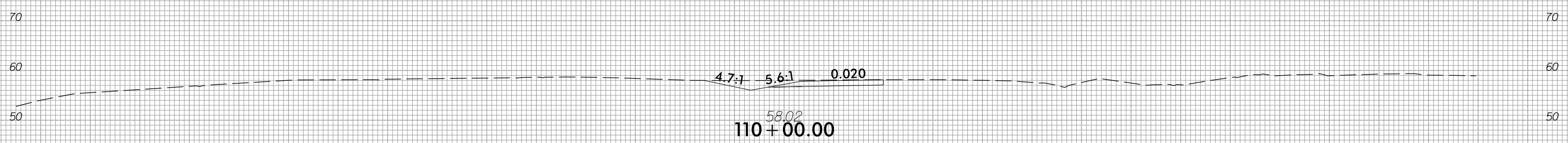
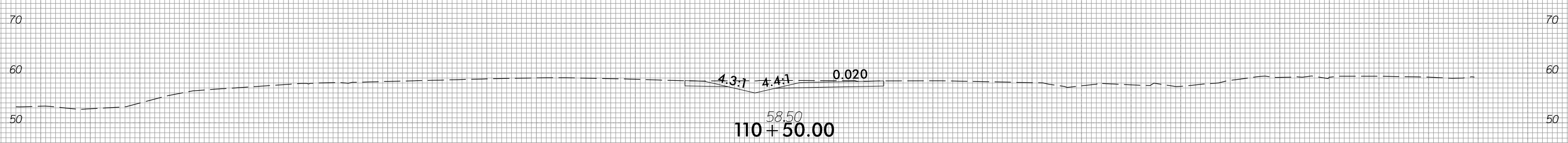
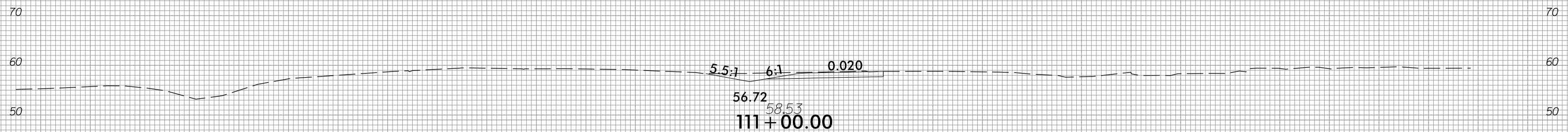
6/23/16



PROJ. REFERENCE NO.  
W-5601EV

SHEET NO.  
X-40

150 140 130 120 110 100 90 80 70 60 50 40 30 20 10 0 10 20 30 40 50 60 70 80 90 100 110 120 130 140 150



150 140 130 120 110 100 90 80 70 60 50 40 30 20 10 0 10 20 30 40 50 60 70 80 90 100 110 120 130 140 150

5/1/2018  
U:\Roadway\CorridorModeling\W5601EV\_XPL\_L.dgn  
KHP