

PHASING

PROJ. REFERENCE NO.	SHEET NO.
W-5601EV	TMP-3

PRIOR TO ANY WORK OPERATIONS, INSTALL WORK ZONE ADVANCE WARNING SIGNS ON US 74 (-L-) AND -Y- LINES PER ROADWAY STANDARD DRAWING 1101.01, SHEET 3 OF 3.

USING TEMPORARY LANE CLOSURES (RSD 1101.02, SHEET 3 OF 14 AND SHEET 1 OF 14 AT -Y- LINES) AS REQUIRED, PERFORM THE FOLLOWING:

PHASE I (TMP 4-4K):

STEP 1:

BEGIN CONSTRUCTION OF -L- MEDIAN TURN LANES, U-TURN BULBS , AND -Y- LINES.

STEP 2:

NOTE: -Y1-, -Y2-, AND -Y3- MAY BE CLOSED IN ANY ORDER. HOWEVER, ONLY ONE MAY BE CLOSED AT ANY ONE TIME.

INTERMEDIATE CONTRACT TIME SPECIAL PROVISION
COMPLETE PHASE I STEP 2A THROUGH 2A1 WITHIN A PERIOD OF ONE WEEKEND.
STEP 2A:
IMPLEMENT -Y1- WATER TANK RD. OFFSITE DETOUR, CLOSE -Y1- AND INSTALL DRAINAGE. REFER TO TMP-5 FOR DETOUR.
STEP 2A1:
OPEN -Y1- TO TRAFFIC AND REMOVE DETOUR.

INTERMEDIATE CONTRACT TIME SPECIAL PROVISION
COMPLETE PHASE I STEP 2B THROUGH 2B1 WITHIN A PERIOD OF ONE WEEKEND.
STEP 2B:
IMPLEMENT -Y2- DEW OIL PLANT RD. OFFSITE DETOUR, CLOSE -Y2- AND INSTALL DRAINAGE. REFER TO TMP-5 FOR DETOUR.
STEP 2B1:
OPEN -Y2- TO TRAFFIC AND REMOVE DETOUR.

INTERMEDIATE CONTRACT TIME SPECIAL PROVISION
COMPLETE PHASE I STEP 2C THROUGH 2C1 WITHIN A PERIOD OF ONE WEEKEND.
STEP 2C:
IMPLEMENT -Y3- KAISER RD. OFFSITE DETOUR, CLOSE -Y3- AND INSTALL DRAINAGE. REFER TO TMP-5 FOR DETOUR.
STEP 2C1:
OPEN -Y3- TO TRAFFIC AND REMOVE DETOUR.

STEP 3:

COMPLETE CONSTRUCTION OF -L- MEDIAN TURN LANES AND U-TURN BULBS UP TO BUT NOT INCLUDING THE FINAL SURFACE LAYER, COMPLETE KEYED-IN ISLAND CONSTRUCTION, INSTALL CURB & GUTTER, PLACE TEMPORARY MARKINGS IN FINAL PATTERN, AND OPEN TO TRAFFIC.

REFER TO TMP-6 FOR US 74 EB TRUCK DETOUR ROUTE TO NC 87 WHEN LEFT TURN ONTO -Y8- NC 87 CLOSED FOR MEDIAN CONSTRUCTION.

COMPLETE CONSTRUCTION OF ALL -Y- LINES UP TO BUT NOT INCLUDING THE FINAL SURFACE LAYER, PLACE TEMPORARY MARKINGS IN FINAL PATTERN, AND OPEN TO TRAFFIC.

NOTE: CONSTRUCT MEDIAN TURN LANES IN A MANNER SUCH THAT NO CONSECUTIVE U-TURN AREAS ARE CLOSED TO TRAFFIC, AS DIRECTED BY THE ENGINEER.

PHASE II (TMP 7):

STEP 1:

COMPLETE ANY KEYED-IN ISLAND CONSTRUCTION, OPEN -Y8SPA- TO TRAFFIC, AND CLOSE AND REMOVE EXISTING -Y8- RAMP TO OLD STAGE RD.


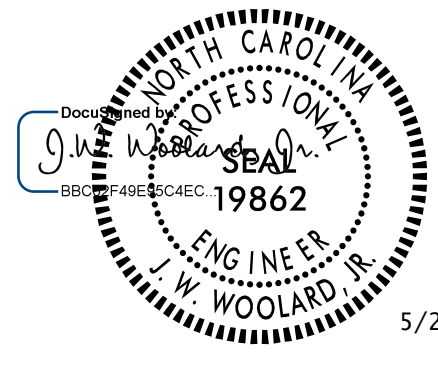

STEP 2:

MILL EXISTING PAVEMENT ON -L- US 74 EB & WB ALONG ENTIRE LENGTH OF PROJECT AND PLACE TEMPORARY MARKINGS IN FINAL PATTERN AS NECESSARY.

STEP 3:

PAVE FINAL LAYER OF SURFACE COURSE, PLACE FINAL MARKINGS, REMOVE ALL TRAFFIC CONTROL DEVICES AND OPEN PROJECT TO FINAL PATTERN.

5/4/2018 U:\Traffic\Transportation Management\Plan\TCP\PLAN SHEETS\W-5601EV-TMP-03-PHASING.dgn cowlings

 <p>Stantec Consulting Services Inc. 801 Jones Franklin Road Suite 300 Raleigh, NC 27606 Tel. 919.851.6866 Fax. 919.851.7024 www.stantec.com License No. F-0672</p>	 <p>5/24/2018</p>		<p>PHASING</p>
<p>DOCUMENT NOT CONSIDERED FINAL UNLESS ALL SIGNATURES COMPLETED</p>			