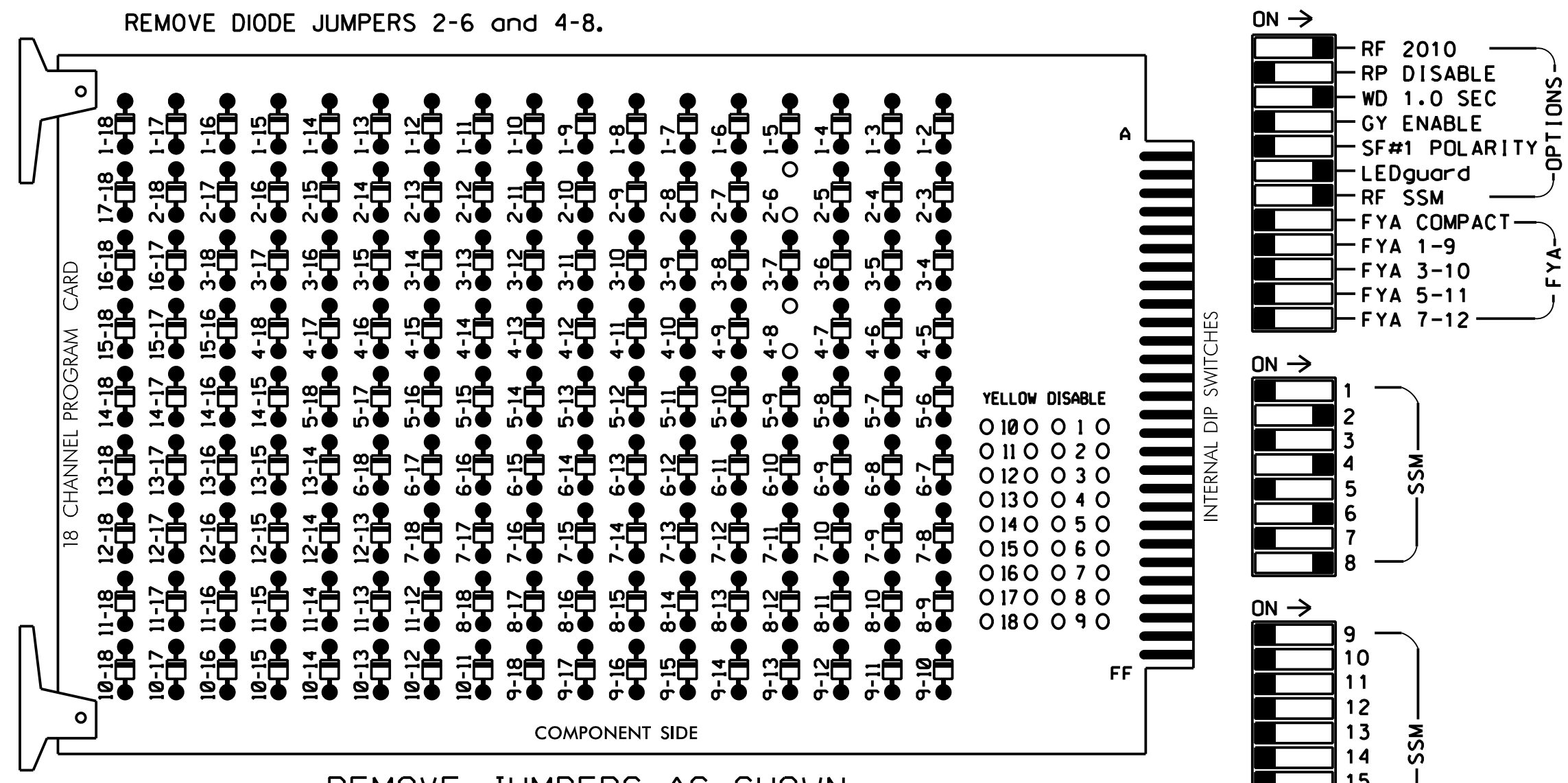


EDI MODEL 2018ECLip-NC CONFLICT MONITOR PROGRAMMING DETAIL

(remove jumpers and set switches as shown)



- NOTES:
- Card is provided with all diode jumpers in place. Removal of any jumper allows its channels to run concurrently.
 - Ensure jumpers SEL2-SEL5 and SEL9 are present on the monitor board.
 - Ensure that Red Enable is active at all times during normal operation.

NOTES

- To prevent "flash-conflict" problems, insert red flash program blocks for all unused vehicle load switches in the output file. The installer shall verify that signal heads flash in accordance with the Signal Plans.
- Restore controller to factory defaults before programming per this electrical detail.
- Program phases 2, 3, 4, 6, and 8 for Dual Entry.
- Enable Simultaneous Gap-Out for all Phases.
- Program phases 2 and 6 for Startup In Green.
- Program phases 2, 3, 4, 6, and 8 for Red Rest.
- The cabinet and controller are part of the Gilead Road Closed Loop System.

EQUIPMENT INFORMATION

CONTROLLER.....2070E
 CABINET.....336
 SOFTWARE.....ECONOLITE OASIS
 CABINET MOUNT.....POLE
 OUTPUT FILE POSITIONS...12
 LOAD SWITCHES USED.....S2,S5,S8,S11
 PHASES USED.....2,*3,4,6,8
 OVERLAPS.....NONE
 * PHASE USED FOR TIMING PURPOSES ONLY

SIGNAL HEAD HOOK-UP CHART

LOAD SWITCH NO.	S1	S2	S3	S4	S5	S6	S7	S8	S9	S10	S11	S12
CMU CHANNEL NO.	1	2	13	3	4	14	5	6	15	7	8	16
PHASE	1	2	2 PED	3	4	4 PED	5	6	6 PED	7	8	8 PED
SIGNAL HEAD NO.	NU	21,22,23	NU	NC	41,42	NU	NU	61,62	NU	NU	81,82	NU
RED		128						134			107	
YELLOW		129									108	
GREEN												
RED ARROW					101							
YELLOW ARROW					102			135				
GREEN ARROW		130			103			136			109	
Hand icon												
Person icon												

NU = Not Used
 NC = Not Connected

DYNAMIC OMIT CONTROL PROGRAMMING

(program controller as shown below)

- From Main Menu press '2' (Phase Control), then '1' (Phase Control Functions). Scroll to the bottom of the menu and enable Dynamic/Backup Control Functions 1 and 2.
- From Phase Control Functions Menu press '2' (Dynamic/Backup Control Functions).

```

DYNAMIC/BACKUP CONTROL FUNCTION #01
OVERLAPS: ABCDEFGHIJKLMNPO
IF OVERLAPS ARE ACTIVE:
OR PHASES: 12345678910111213141516
IF PHASES ARE ON: X X
OMIT PHASES: X
CALL PHASES: X
    
```

PRESS 'NEXT'

```

DYNAMIC/BACKUP CONTROL FUNCTION #02
OVERLAPS: ABCDEFGHIJKLMNPO
IF OVERLAPS ARE ACTIVE:
OR PHASES: 12345678910111213141516
IF PHASES ARE ON: X
OMIT PHASES: X
CALL PHASES: X
    
```

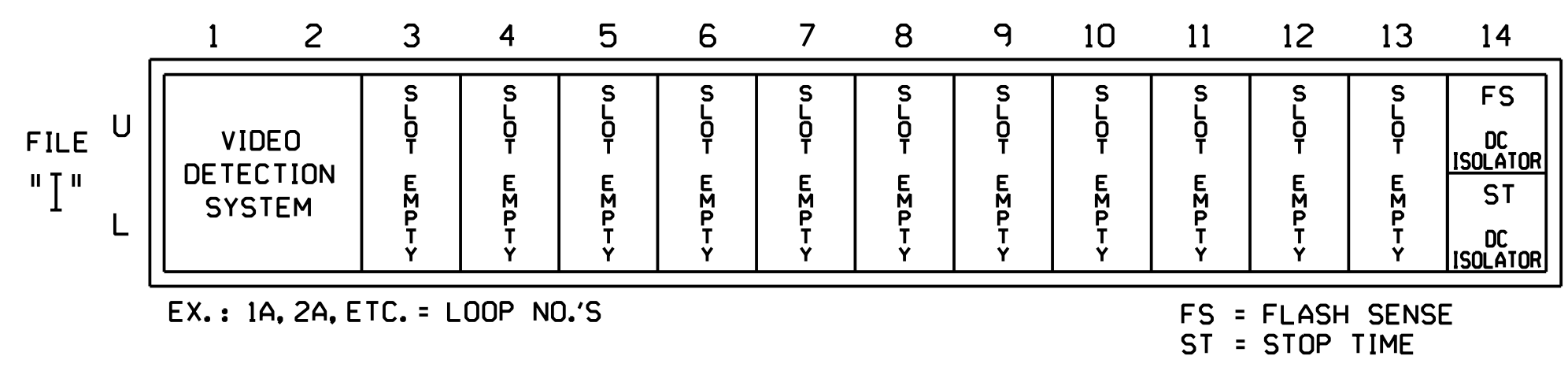
DYNAMIC OMIT PROGRAMMING COMPLETE

NOTE: THIS PROGRAMMING ENSURES THAT PHASE 3 WILL BE SERVED PRIOR TO PHASE 4 WHEN CONTROLLER IS ADVANCING FROM 2+6.

PHASE 3 IS USED TO PROVIDE EXTENDED RED CLEARANCE BEFORE SERVING PHASE 4.

INPUT FILE POSITION LAYOUT

(front view)



SPECIAL DETECTOR NOTE

Install a video detection system for vehicle detection. Perform installation according to manufacturer's directions and NCDOT engineer-approved mounting locations to accomplish the detection schemes shown on the Signal Design Plans.

PHASE SEQUENCE PROGRAMMING DETAIL

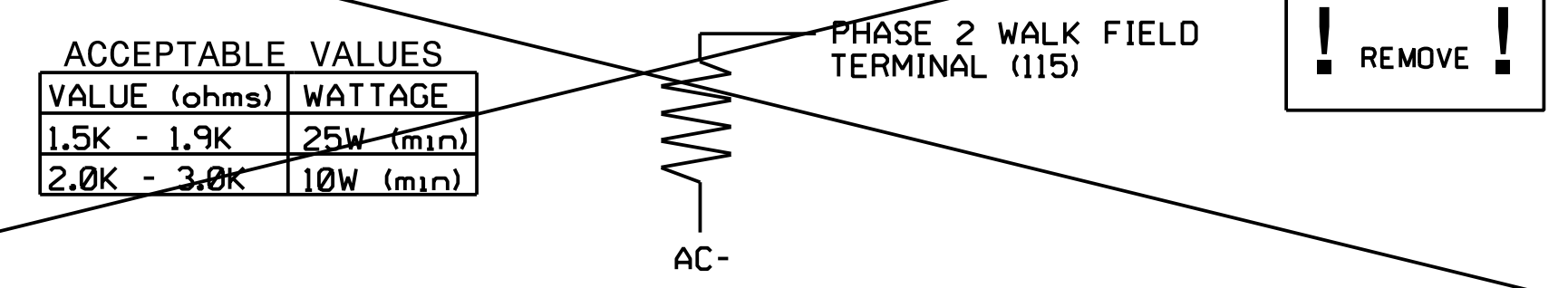
(program controller as shown below)

FROM OASIS LOCAL CONTROLLER MAIN MENU
 SELECT: 4 PHASE SEQUENCE

PHASE SEQUENCE: PAGE 1	NEXT: PAGES					
RNG	LEAD	BARRIER 1	X-LAG	LEAD	BARRIER 2	X-LAG
1	:0	2	0	:3	4	0
2	:0	6	0	:0	8	0
3	:0	0	0	:0	0	0
4	:0	0	0	:0	0	0

LOAD RESISTOR INSTALLATION DETAIL

(install resistors as shown below)



THIS ELECTRICAL DETAIL IS FOR THE SIGNAL DESIGN: 10-1106T3-T4
 DESIGNED: December 2017
 SEALED: 04-23-2018
 REVISED: N/A

HNTB
 HNTB NORTH CAROLINA, P.C.
 343 E. Six Forks Road, Suite 200
 Raleigh, North Carolina 27609
 NC License No: C-1554
 (919) 546-8997

Electrical Detail
 Signal Upgrade
 Temporary Designs 3,4

DOCUMENT NOT CONSIDERED FINAL UNLESS ALL SIGNATURES COMPLETED

SR 2136 (Gilead Road)
 at
 I-77 SB Ramps

Division 10 Mecklenburg Co. Huntersville

PLAN DATE: December 2017 REVIEWED BY: A.D. Klinksiek
 PREPARED BY: A.H. Thornburg REVIEWED BY: N.R. Simmons

REVISIONS INIT. DATE

DocuSigned by: *Notasha R. Simmons* 4/23/2018
 SIGNATURE DATE
 SIG. INVENTORY NO. 10-1106T3-T4

SEAL
 NORTH CAROLINA PROFESSIONAL ENGINEER
 SEAL 031464
 NOTASHA R. SIMMONS

750 N. Greenfield Pkwy, Corner, NC 27529