


5/28/19

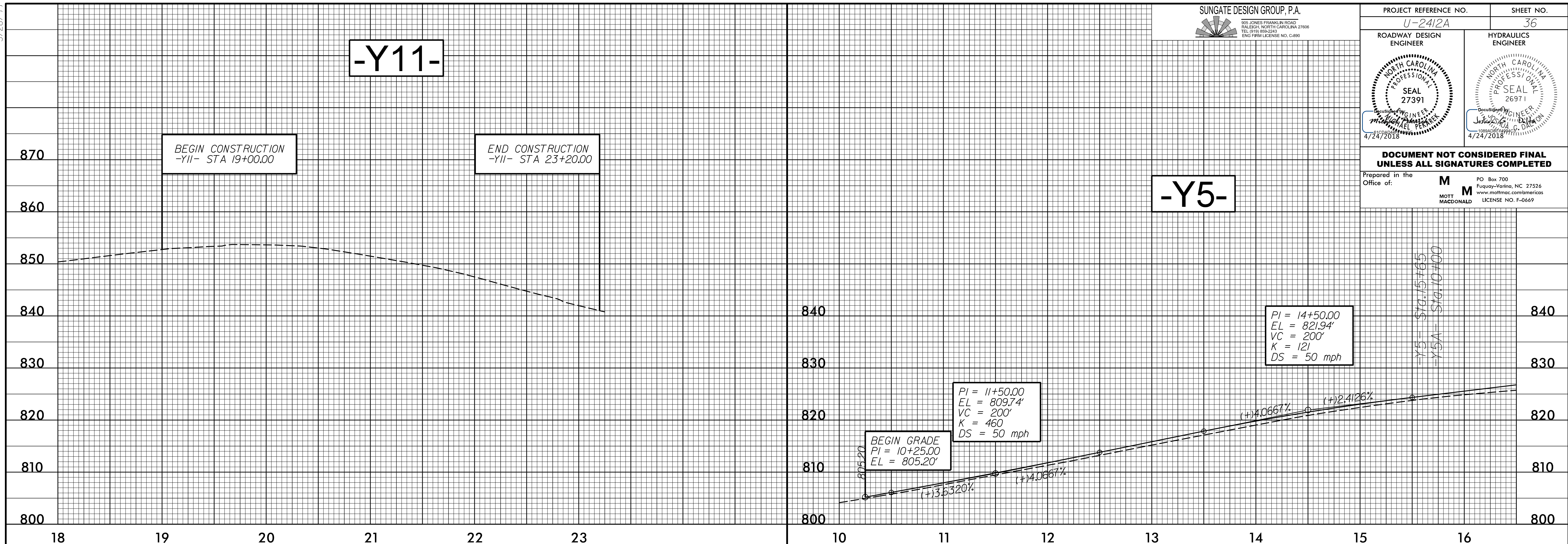


PROJECT REFERENCE NO. U-2412A	SHEET NO. 36
ROADWAY DESIGN ENGINEER	HYDRAULICS ENGINEER

DOCUMENT NOT CONSIDERED FINAL UNLESS ALL SIGNATURES COMPLETED

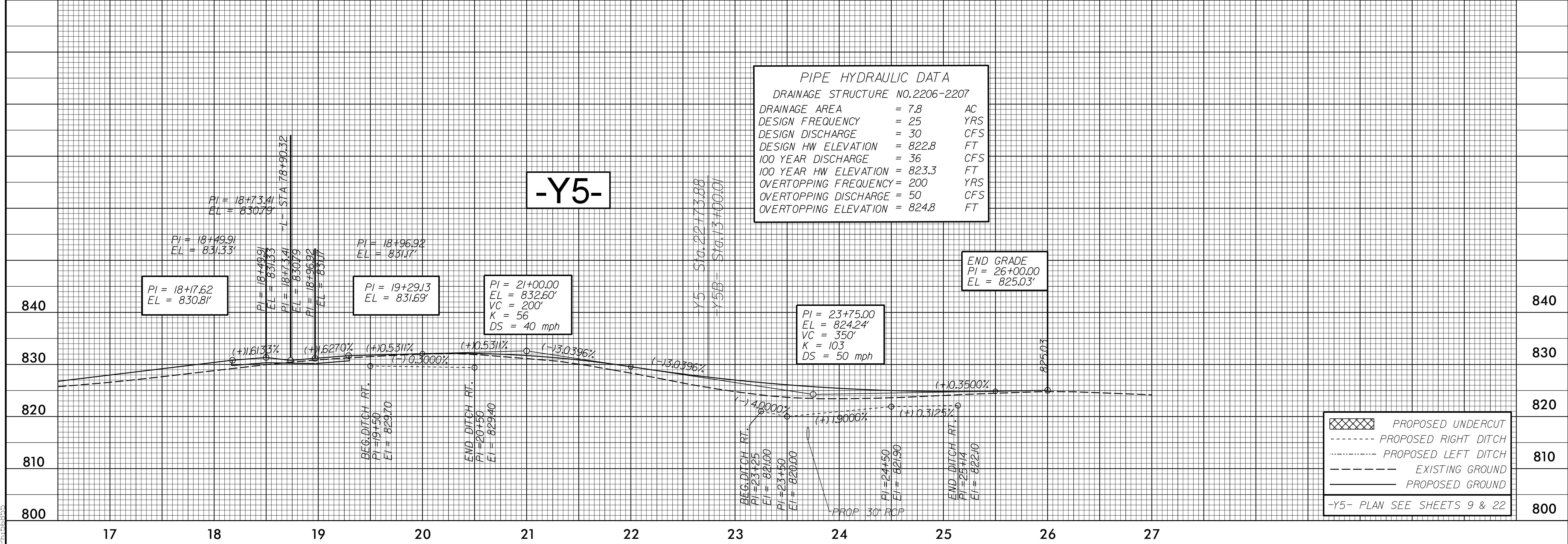
Prepared in the Office of: **M** MOTT MACDONALD

PO Box 700 Fuquay-Varina, NC 27526
www.mottmac.com/america
LICENSE NO. F-0669



PIPE HYDRAULIC DATA
DRAINAGE STRUCTURE NO.2206-2207

DRAINAGE AREA	= 7.8	AC
DESIGN FREQUENCY	= 25	YRS
DESIGN DISCHARGE	= 30	CFS
DESIGN HW ELEVATION	= 822.8	FT
100 YEAR DISCHARGE	= 36	CFS
100 YEAR HW ELEVATION	= 823.3	FT
OVERTOPPING FREQUENCY	= 200	YRS
OVERTOPPING DISCHARGE	= 50	CFS
OVERTOPPING ELEVATION	= 824.8	FT



	PROPOSED UNDERCUT
	PROPOSED RIGHT DITCH
	PROPOSED LEFT DITCH
	EXISTING GROUND
	PROPOSED GROUND

-Y5- PLAN SEE SHEETS 9 & 22

I:\5619_P\1904\roadway\pco\2412a_rdy_psh.pfl.dgn