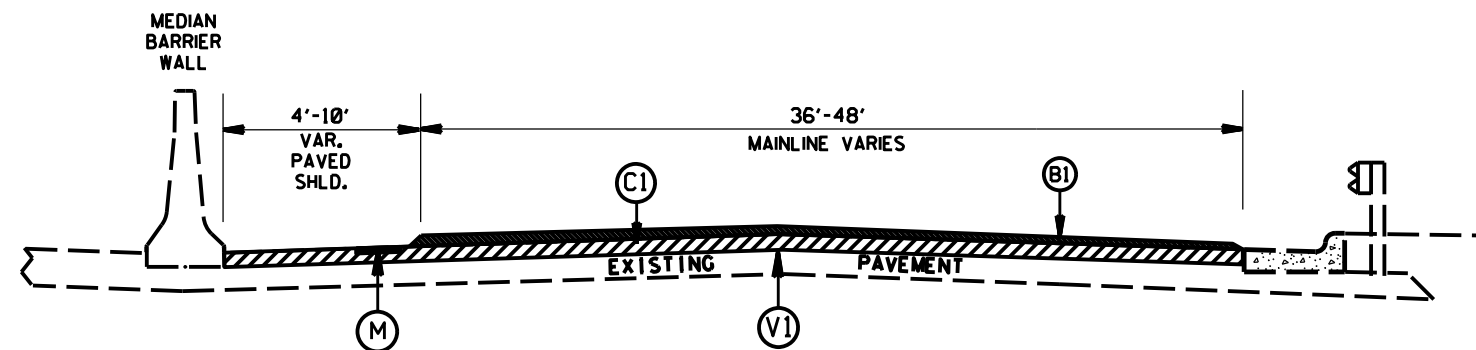
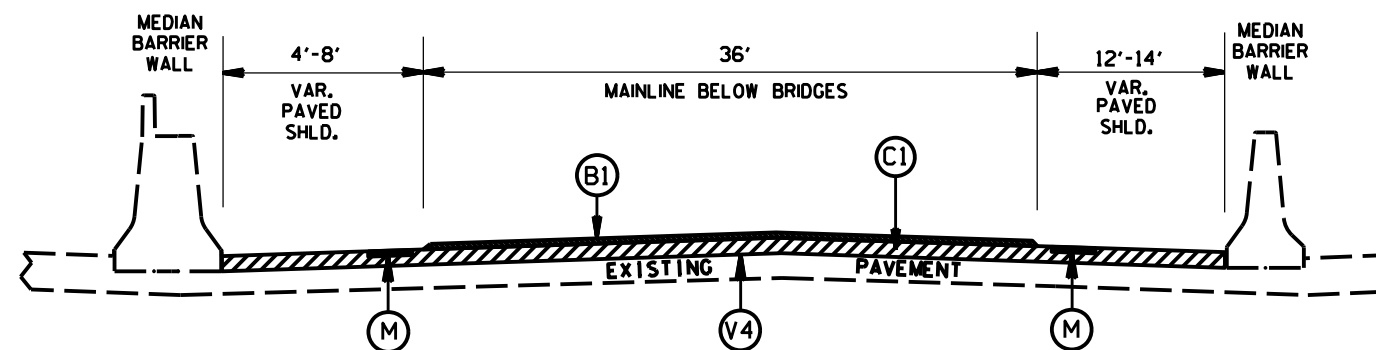


STATE	PROJECT NO.	SHEET NO.	TOTAL SHEETS
N.C.	I-5825	10	
WBS NO. 50468.3J			

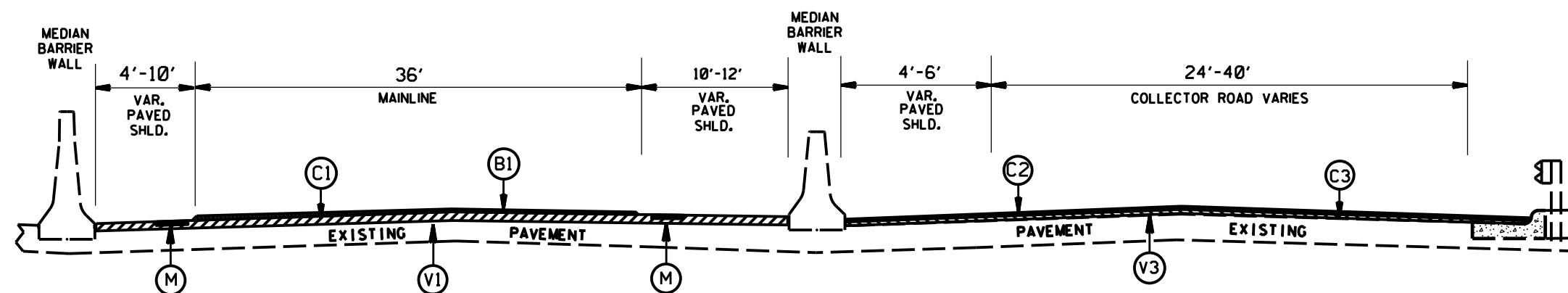
PAVEMENT SCHEDULE	
A1	APPROX. 10" PCC SLAB REPAIR
B1	PROP. APPROX. 5/8" ULTRATHIN HOT MIX ASPHALT COURSE, AT AN AVERAGE RATE OF 70 LBS. PER SQ. YD.
C1	PROP. APPROX. 2.0" ASPHALT CONCRETE SURFACE COURSE, TYPE S9.5D, AT AN AVERAGE RATE OF 224 LBS. PER SQ. YD.
C2	PROP. APPROX. 1.5" ASPHALT CONCRETE SURFACE COURSE, TYPE S9.5D, AT AN AVERAGE RATE OF 168 LBS. PER SQ. YD.
C3	PROP. APPROX. 2.5" ASPHALT CONCRETE INTERMEDIATE COURSE, TYPE I19.0C, AT AN AVERAGE RATE OF 285 LBS. PER SQ. YD.
C4	PROP. APPROX. 3.0" ASPHALT CONCRETE BASE COURSE, TYPE B25.0C, AT AN AVERAGE RATE OF 342 LBS. PER SQ. YD.
C5	PROP. APPROX. 4.0" ASPHALT CONCRETE BASE COURSE, TYPE B25.0C, AT AN AVERAGE RATE OF 456 LBS. PER SQ. YD.
M	MILLED RUMBLE STRIPS
T	SHOULDER RECONSTRUCTION
V1	MILLING 1.5" DEPTH
V2	MILLING, 2.0" DEPTH
V3	MILLING, 4.0" DEPTH
V4	MILLING, 2.5" DEPTH, BELOW ALL OVERHEAD BRIDGES
Z	REMOVE AND REPLACE 2'-6" CONCRETE CURB & GUTTER



TYPICAL SECTION NO.4



TYPICAL SECTION NO.5



TYPICAL SECTION NO.6

I-5825
I-77 PAVEMENT PRESERVATION

SCALE	-NA-
DATE	9/17
DWG. BY	JHE
DESIGN BY	JHE
APPROVED	



REVISIONS	
2/13/18	
3/14/18	