

**This electronic collection of documents is provided
for the convenience of the user
and is Not a Certified Document –**

**The documents contained herein were originally issued
and sealed by the individuals whose names and license
numbers appear on each page, on the dates appearing
with their signature on that page.**

**This file or an individual page
shall not be considered a certified document.**

T.I.P.: R-2501C

CONTRACT: C203615

**STATE OF NORTH CAROLINA
DEPARTMENT OF TRANSPORTATION**

**SIGNING PLAN
RICHMOND COUNTY**

**LOCATION: US 1 FROM NORTH OF SR 1606 (FOX ROAD) TO
SOUTH SR 1001 (MARSTON ROAD)**

<small>TIP NO.</small> R-2501C	<small>SHEET NO.</small> SIGN-1
<small>APPROVED:</small> <small>DATE:</small> 2/5/2018	
DOCUMENT NOT CONSIDERED FINAL UNLESS ALL SIGNATURES COMPLETED	

ROADWAY STANDARD DRAWING

THE FOLLOWING ROADWAY STANDARDS AS APPEAR IN "ROADWAY STANDARD DRAWINGS" - PROJECT SERVICES UNIT - N.C. DEPARTMENT OF TRANSPORTATION - RALEIGH, N.C., DATED JANUARY 2018 ARE APPLICABLE TO THIS PROJECT AND BY REFERENCE HEREBY ARE CONSIDERED A PART OF THESE PLANS:

<u>STD. NO.</u>	<u>TITLE</u>
901.20	TYPE 'B' SIGNS
901.50	ARROWS AND SHIELDS
901.70	SIGN STRINGERS AND SUPPORT SPACING
901.80	SIGN MOUNTING DETAILS - FOR TYPE A AND TYPE B SIGNS
903.10	GROUND MOUNTED SIGN SUPPORTS
904.10	ORIENTATION OF GROUND MOUNTED SIGNS
904.50	MOUNTING OF TYPE 'D', 'E' AND 'F' SIGNS ON 'U' CHANNEL POSTS
910.30	SIGNING SIGNALIZED AND UNSIGNALIZED SUPERSTREET

PAY ITEM NOTES

- 1 SIGN ERECTION, TYPE D, E OR F
- 2 SIGN ERECTION, TYPE B (GROUND MOUNTED)
- 3 SIGN ERECTION, RELOCATE SIGN TYPE E (GROUND MOUNTED)
- 4 SIGN ERECTION, RELOCATE SIGN TYPE F (GROUND MOUNTED)
- 5 DISPOSAL OF SIGN SYSTEM, U-CHANNEL
- 6 DISPOSAL OF SUPPORT, U-CHANNEL
- 7 DISPOSAL OF SIGN, D, E OR F
- 8 DISPOSAL OF SIGN SYSTEM ON SPAN WIRE

GENERAL NOTES

- . CONFIRM IN WRITING AT LEAST 4 MONTHS IN ADVANCE, THE ACTUAL DATE THE DEPARTMENT FURNISHED SIGNS WILL BE REQUIRED.
- . SIGNS FURNISHED BY STATE.
- . ALL PROPOSED SIGNS SEE PAY ITEM NOTE 1 UNLESS OTHERWISE NOTED.
- . ALL TYPE D SIGNS SHALL BE MOUNTED ON TWO U-CHANNEL POSTS UNLESS OTHERWISE INDICATED ON THE PLANS.
- . IF REMOVAL OR RELOCATION OF SIGNS ON PRIVATE STREET (NON-STATE MAINTAINED) IS REQUIRED DUE TO CONSTRUCTION, THE CONTRACTOR SHALL INFORM THE ENGINEER. THE WORK WILL BE COMPLETED BY OTHERS.
- . WHEN NOT STATIONED OR DIMENSIONED ON PLANS, ALL TYPE E AND F SIGNS SHALL BE FIELD LOCATED BY THE ENGINEER.
- . ALL EXISTING SIGNS ON "U" CHANNEL POST WITHIN THE ROADWAY PROJECT LIMITS SHALL BE REMOVED AND DISPOSED OF UNLESS OTHERWISE NOTED ON PLANS.
- . WHEN EXISTING SIGNS ARE REMOVED AND INSTALLED ON NEW SUPPORTS, THE RE-ERECTION SHALL IMMEDIATELY FOLLOW THE REMOVAL.
- . THE BACKGROUND FOR TYPE E AND F SIGNS SHALL BE GRADE C REFLECTIVE SHEETING UNLESS OTHERWISE NOTED.
- . DO NOT BEGIN FABRICATION FOR TYPE A AND B SIGNS MOUNTED ON OVERHEAD STRUCTURES OR STEEL SUPPORTS UNTIL "S" DIMENSIONS HAVE BEEN FIELD VERIFIED.
- . SEE ROADWAY PLANS FOR GUARD/GUIDE RAIL DETAILS.

SUMMARY OF QUANTITIES


ITEM NO.		ITEM DESCRIPTION	QUANTITY	UNIT
DESC. NO.	SECT. NO.			
4054000000	902	PLAIN CONCRETE SIGN FOUNDATION	1	C.Y.
4060000000	903	SUPPORTS, BREAKAWAY STEEL BEAM	352	LB.
4072000000	903	SUPPORTS, 3 LB STEEL U-CHANNEL	1511	L.F.
4096000000	904	SIGN ERECTION, TYPE D	3	EA.
4102000000	904	SIGN ERECTION, TYPE E	57	EA.
4108000000	904	SIGN ERECTION, TYPE F	24	EA.
4110000000	904	SIGN ERECTION, TYPE B (GROUND MOUNTED)	2	EA.
4116100000	904	SIGN ERECTION, RELOCATE SIGN TYPE E	3	EA.
4116100000	904	SIGN ERECTION, RELOCATE SIGN TYPE F	12	EA.
4155000000	907	DISPOSAL OF SIGN SYSTEM, U-CHANNEL	81	EA.
4192000000	907	DISPOSAL OF SUPPORT, U-CHANNEL	8	EA.
4238000000	907	DISPOSAL OF SIGN, D, E OR F	6	EA.
4360000000	SP	DISPOSAL OF SIGN SYSTEM ON SPAN WIRE	1	EA.

INDEX

<u>SHEET NO.</u>	<u>DESCRIPTION</u>
SIGN-1	TITLE SHEET
SIGN-2	SUPPORT INFORMATION
SIGN-3-3C	SIGN DESIGNS, TYPE E AND F SIGNS
SIGN-4-11	SIGNING PLAN SHEETS

PLANS SUBMITTED TO:

AYMAN ALQUDWAH, PE SIGNING & DELINEATION EASTERN REGIONAL ENGINEER
STACEY JOHNS SIGNING & DELINEATION PROJECT DESIGN ENGINEER




PLANS PREPARED BY: HNTB NORTH CAROLINA, P.C.

C.A. JOHNSON, III, PE SIGNING PROJECT MANAGER
A.D. KLINSIEK, PE, PTOE SIGNING PROJECT ENGINEER
J.T. THIBAUT, EI SIGNING DESIGN ENGINEER



HNTB NORTH CAROLINA, P.C.
343 E. Six Forks Road, Suite 200
Raleigh, North Carolina 27609
NC License No: C-1554
(919) 546-8997

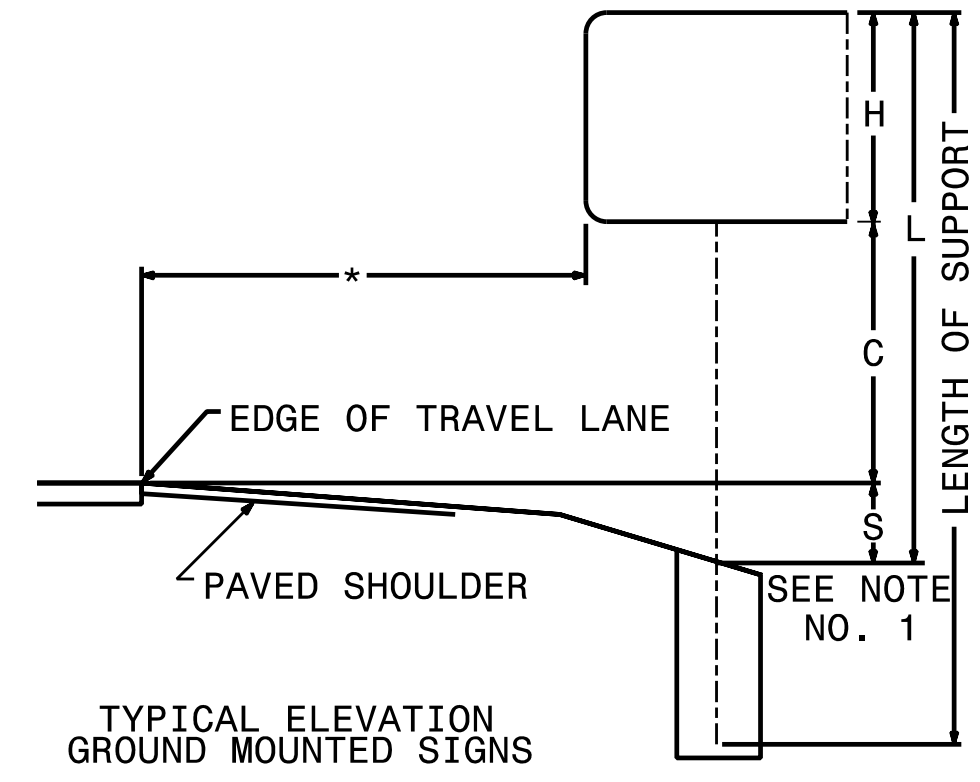
TIP NO. R-2501C	SHEET NO. SIGN-2
APPROVED: <i>Andrew D. Kleinbeck</i> E3078F8459E44B	
DATE: 2/5/2018	
	
DOCUMENT NOT CONSIDERED FINAL UNLESS ALL SIGNATURES COMPLETED	

Version: 3.1 Posted: 6/2/2017

NUMBER	TYPE	SIGN			ROADWAY STATION	NUMBER OF SUPPORTS	BEAM SECTION	SUPPORT TYPE BA or S	OMNI COUPLER	ATTACHMENT METHOD	MOUNTING METHOD	HORIZONTAL CLEARANCE* (ft.)	SUPPORT SPACING	LENGTH (ft)			LEFT SUPPORT (ft)			CENTER SUPPORT (ft)			RIGHT SUPPORT (ft)			SUPPORT WEIGHTS		FOOTINGS				FIELD VERIFIED (mm/dd/yy)
		SIZE (in.)												SNS HT "H"	MTG HT "C"	EMB-D-MENT	S	L	LENGTH	S	L	LENGTH	S	L	LENGTH	B/A (lbs.)	SIMPLE (lbs.)	DIAMETER (ft.)	DEPTH (ft.)	REINFORCED (c.y.)	PLAIN (c.y.)	
		w	x	h																												
101	B	96	x	42	-L- 1278+50 LT	2	S3x5.7	BA	N/A	N/A	N/A	20.00	4.69	3.50	9.75	2.0	-2.73	10.52	12.52	0.00	0.00	0.00	-2.75	10.50	12.50	178.61	0	1.0	2.5	0.00	0.15	_____
102	B	102	x	36	-L- 1270+00 LT	2	S3x5.7	BA	N/A	N/A	N/A	20.00	4.98	3.00	7.50	2.0	-0.50	10.00	12.00	0.00	0.00	0.00	-0.48	10.02	12.02	172.91	0	1.0	2.5	0.00	0.15	_____
														TOTAL			TOTAL			TOTAL				TOTAL								
														351.53			0.00			0.00				0.29								
														USE: 352.00			0.00			0.00				1.00								

NOTES:


- DIMENSION "S" REPRESENTS AN INCREASE (+), OR A DECREASE (-) IN POLE LENGTH, RELATIVE TO THE ELEVATION OF THE EDGE OF TRAVEL LANE.
- FIELD VERIFICATIONS SHALL BE REQUIRED FOR ALL SUPPORTS, SEE (*) ARTICLE 903-3. FABRICATORS SHALL BE AISC CERTIFIED IN CATEGORY 1, SEE (*) ARTICLE 1072-1. (*) = N.C.D.O.T. STANDARD SPECIFICATIONS FOR ROADS AND STRUCTURES
- PLAN LOCATIONS FOR EXISTING UTILITIES ARE BASED ON THE BEST AVAILABLE INFORMATION AND, THEREFORE MAY NOT BE PRECISELY ACCURATE. THEREFORE, IT IS INCUMBENT UPON THE CONTRACTOR TO DETERMINE THE EXACT LOCATION OF UTILITIES BEFORE BEGINNING WORK IN A LOCATION.



HNTB
 HNTB NORTH CAROLINA, P.C.
 343 E. Six Forks Road, Suite 200
 Raleigh, North Carolina 27609
 NC License No: C-1554
 (919) 546-8997

**TYPE B
GROUND MOUNTED SIGNS**

APPROVED: *Andrew D. Kleinbick*
E3D78F8459E44B
 DATE: 2/5/2018



**DOCUMENT NOT CONSIDERED FINAL
UNLESS ALL SIGNATURES COMPLETED**

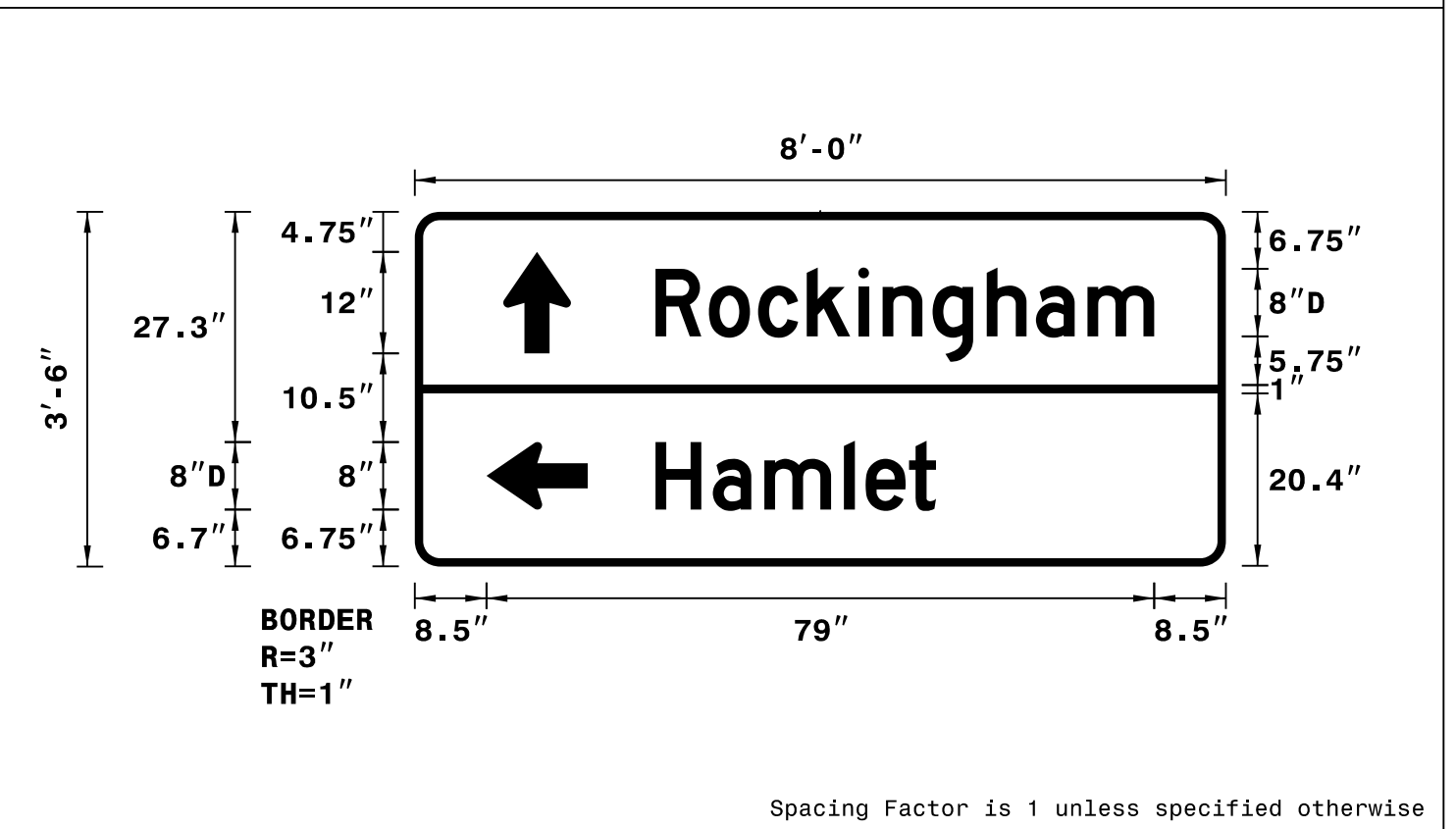
SIGN NUMBER: 101
 TYPE: B
 QUANTITY: 1
 SIGN WIDTH: 8'-0"
 HEIGHT: 3'-6"
 TOTAL AREA: 28.0 Sq.Ft.
 BORDER TYPE: FLUSH
 RECESS: 0"
 WIDTH: 1"
 RADII: 3"
 NO. Z BARS: 2
 LENGTH: 88.0

BACKG COLOR: Green
 COPY COLOR: White

SYMBOL	X	Y	WID	HT
Type D Arrow	10.5	25.2	8	12
Type D Arrow	8.5	6.8	8	12

MAT'L: 0.125" ALUMINUM

DESIGN BY: JTT
 PROJECT ID: R-2501C
 CHECKED BY: TRT/ADK
 DIV: 08
 DATE: September 2017



NOTES:
 1. Legend and border shall be direct applied Grade C reflective sheeting.
 2. Arrows shall be Grade C reflective sheeting on 0.032" aluminum and demountable.
 3. Background shall be Grade C reflective sheeting.

LETTER POSITIONS

Letter spacings are to start of next letter

	R	o	c	k	i	n	g	h	a	m		Series/Size Text Length	
	28.5	6.3	5.8	5.8	6.1	2.9	5.9	6.4	5.8	6.1	7.9	8.5	D 2000 59
		H	a	m	l	e	t						D 2000 33.2
	28.5	6.8	6.1	9.4	2.6	5.1	3.2	34.3					

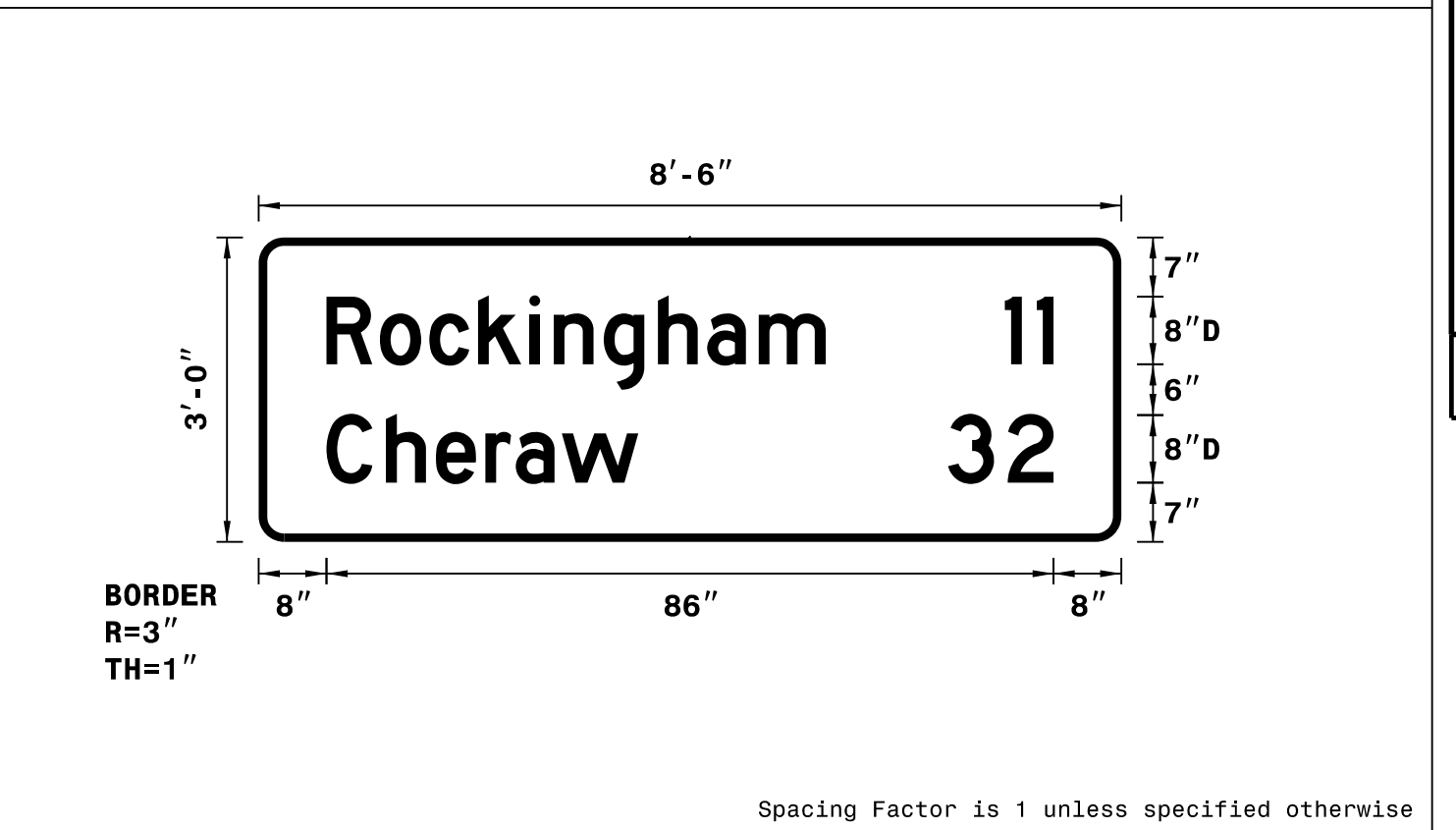
SIGN NUMBER: 102
 TYPE: B
 QUANTITY: 1
 SIGN WIDTH: 8'-6"
 HEIGHT: 3'-0"
 TOTAL AREA: 25.5 Sq.Ft.
 BORDER TYPE: FLUSH
 RECESS: 0"
 WIDTH: 1"
 RADII: 3"
 NO. Z BARS: 2
 LENGTH: 94.0

BACKG COLOR: Green
 COPY COLOR: White

SYMBOL	X	Y	WID	HT
Type D Arrow	7.3	18.7	6	9
Type D Arrow	54.4	4.2	6	9

MAT'L: 0.125" ALUMINUM

DESIGN BY: JTT
 PROJECT ID: R-2501C
 CHECKED BY: TRT/ADK
 DIV: 08
 DATE: September 2017



NOTES:
 1. Legend and border shall be direct applied Grade C reflective sheeting.
 2. Background shall be Grade C reflective sheeting.

LETTER POSITIONS

Letter spacings are to start of next letter

	R	o	c	k	i	n	g	h	a	m		Series/Size Text Length	
	8	6.3	5.8	5.8	6.1	2.9	5.9	6.4	5.8	6.1	7.9	35	D 2000 59
		1	1										D 2000 5.8
	88.2	3.8	2	8									D 2000 36.9
		C	h	e	r	a	w						D 2000 12.5
	8	7	5.9	5.8	3.6	5.4	9	57.1					D 2000 12.5
	3	2											
	81.5	7	5.4	8									

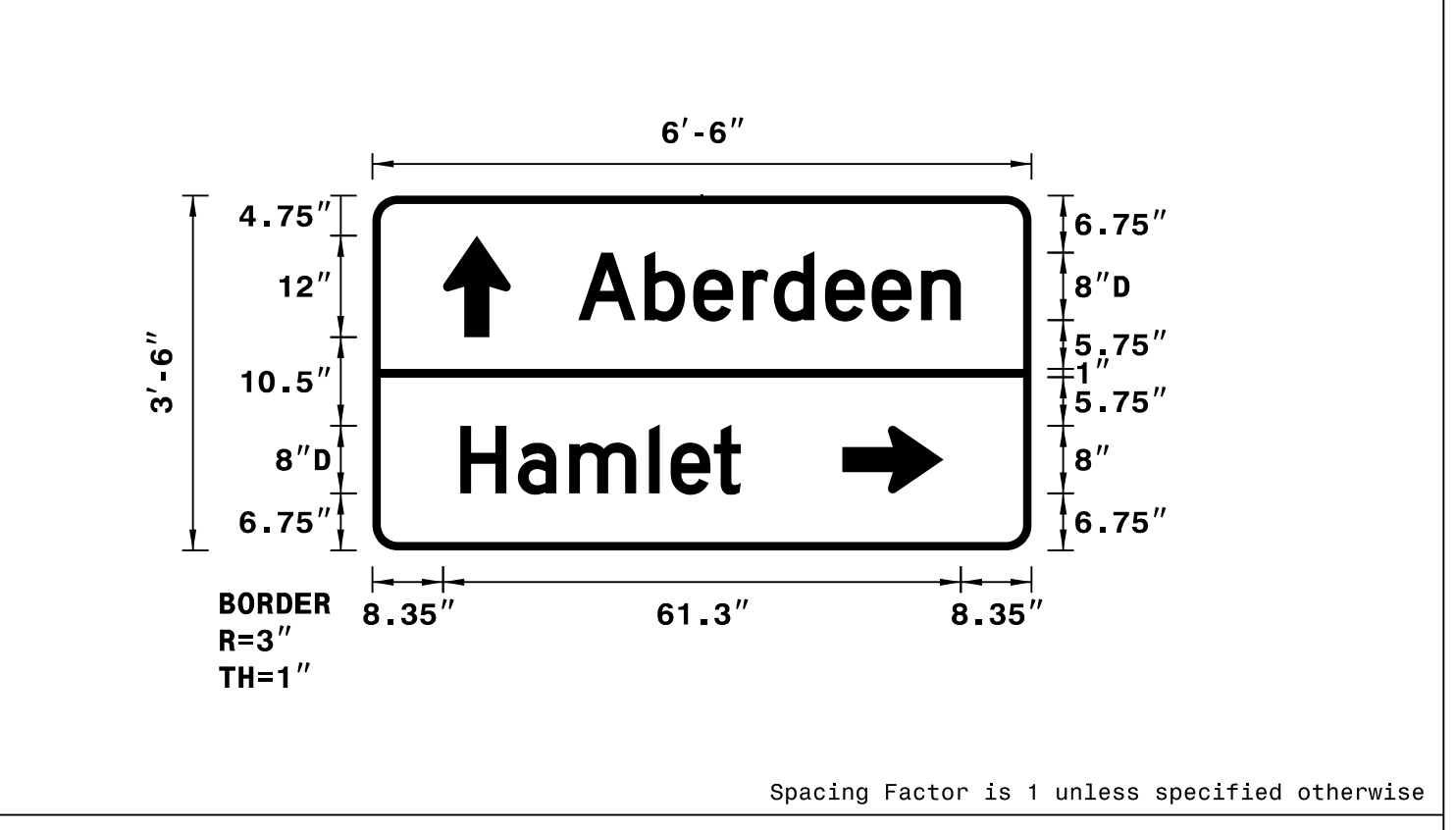
SIGN NUMBER: 301
 TYPE: D
 QUANTITY: 1
 SIGN WIDTH: 6'-6"
 HEIGHT: 3'-6"
 TOTAL AREA: 22.8 Sq.Ft.
 BORDER TYPE: FLUSH
 RECESS: 0"
 WIDTH: 1"
 RADII: 3"
 NO. Z BARS: N/A
 LENGTH: N/A

BACKG COLOR: Green
 COPY COLOR: White

SYMBOL	X	Y	WID	HT
Type D Arrow	8.4	25.3	8	12
Type D Arrow	55.6	6.7	8	12

MAT'L: 0.125" ALUMINUM

DESIGN BY: JTT
 PROJECT ID: R-2501C
 CHECKED BY: TRT/ADK
 DIV: 08
 DATE: September 2017



NOTES:
 1. Legend and border shall be direct applied Grade C reflective sheeting.
 2. Arrows shall be Grade C reflective sheeting on 0.032" aluminum and demountable.
 3. Background shall be Grade C reflective sheeting.

LETTER POSITIONS

Letter spacings are to start of next letter

	A	b	e	r	d	e	e	n			Series/Size Text Length
	24.4	7.8	5.8	5.8	3.7	6.1	5.5	5.8	4.7	8.4	D 2000 45.3
		H	a	m	l	e	t				D 2000 33.2
	10.4	6.8	6.1	9.4	2.6	5.1	3.2	34.4			

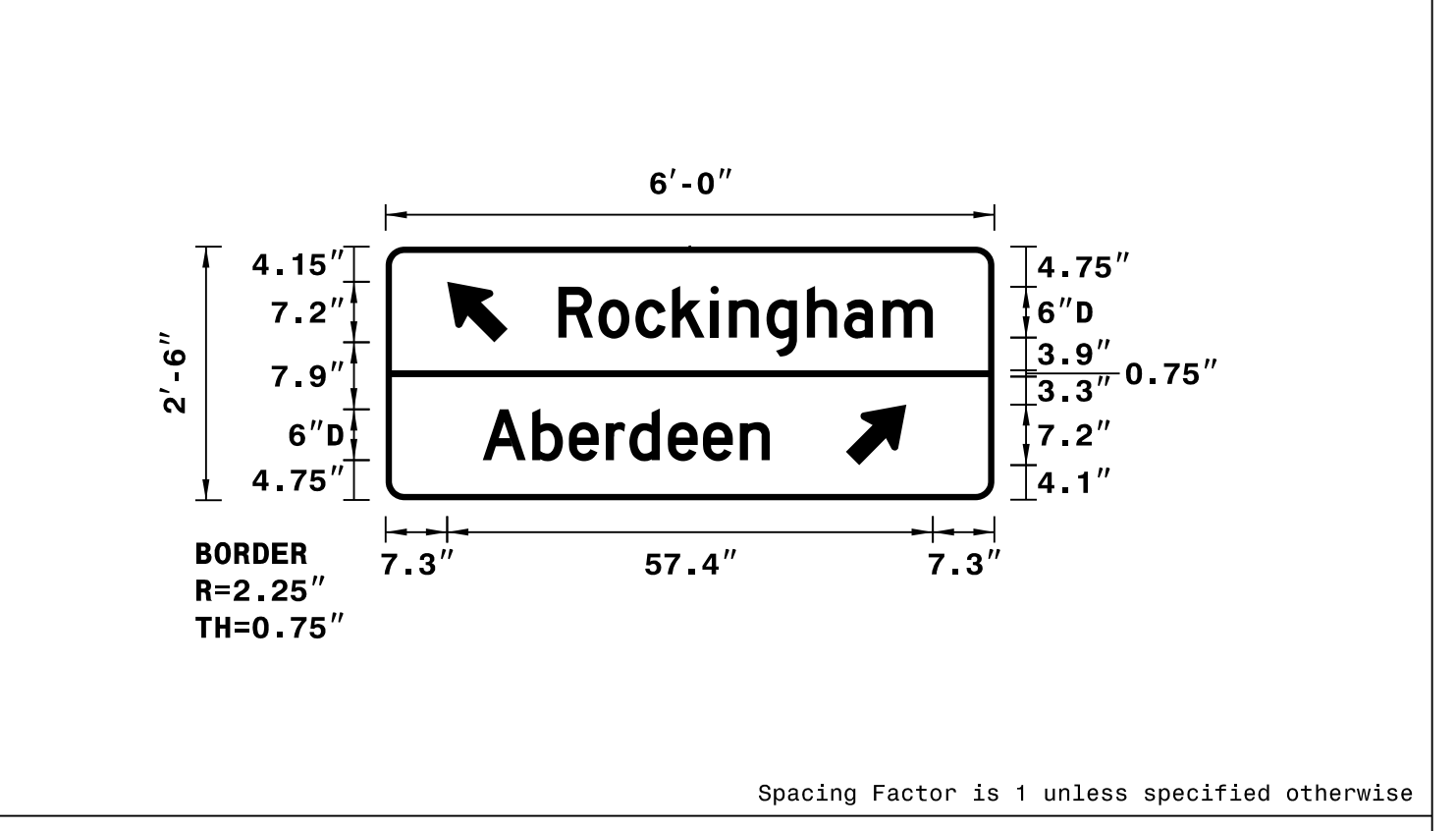
SIGN NUMBER: 302
 TYPE: D
 QUANTITY: 1
 SIGN WIDTH: 6'-0"
 HEIGHT: 2'-6"
 TOTAL AREA: 15.0 Sq.Ft.
 BORDER TYPE: FLUSH
 RECESS: 0"
 WIDTH: 0.75"
 RADII: 2.25"
 NO. Z BARS: N/A
 LENGTH: N/A

BACKG COLOR: Green
 COPY COLOR: White

SYMBOL	X	Y	WID	HT
Type D Arrow	7.3	18.7	6	9
Type D Arrow	54.4	4.2	6	9

MAT'L: 0.125" ALUMINUM

DESIGN BY: JTT
 PROJECT ID: R-2501C
 CHECKED BY: TRT/ADK
 DIV: 08
 DATE: September 2017




NOTES:
 1. Legend and border shall be direct applied Grade C reflective sheeting.
 2. Arrows shall be Grade C reflective sheeting on 0.032" aluminum and demountable.
 3. Background shall be Grade C reflective sheeting.

LETTER POSITIONS

Letter spacings are to start of next letter

	R	o	c	k	i	n	g	h	a	m		Series/Size Text Length	
	20.4	4.7	4.4	4.3	4.6	2.2	4.4	4.8	4.4	4.6	5.9	7.3	D 2000 44.3
		A	b	e	r	d	e	e	n				D 2000 34
	11.5	5.9	4.3	4.4	2.8	4.6	4.1	4.4	3.5	26.6			

APPROVED: *Andrew D. Klincksiek*
E3D78F8450E44B
 DATE: 2/5/2018



**DOCUMENT NOT CONSIDERED FINAL
UNLESS ALL SIGNATURES COMPLETED**

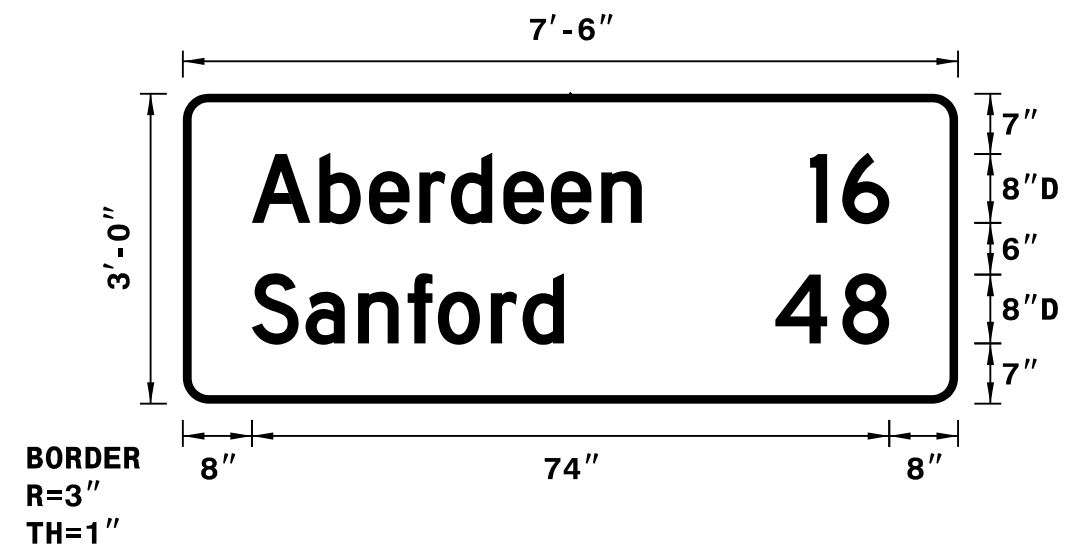
SIGN NUMBER: 303
 TYPE: D
 QUANTITY: 1
 SIGN WIDTH: 7'-6"
 HEIGHT: 3'-0"
 TOTAL AREA: 22.5 Sq.Ft.
 BORDER TYPE: FLUSH
 RECESS: 0"
 WIDTH: 1"
 RADII: 3"
 NO. Z BARS: N/A
 LENGTH: N/A

BACKG COLOR: Green
 COPY COLOR: White

SYMBOL	X	Y	WID	HT

MAT'L: 0.125" ALUMINUM

DESIGN BY: JTT
 PROJECT ID: R-2501C
 CHECKED BY: TRT/ADK
 DIV: 08
 DATE: September 2017



Spacing Factor is 1 unless specified otherwise

NOTES:
 1. Legend and border shall be direct applied Grade C reflective sheeting.
 2. Background shall be Grade C reflective sheeting.

LETTER POSITIONS

Letter spacings are to start of next letter													Series/Size
													Text Length
8	7.8	5.8	5.8	3.7	6.1	5.5	5.8	4.7	36.7				D 2000
													45.3
72.8	3.8	5.4	8										D 2000
													9.2
8	6.2	6.1	5.8	3.5	6.2	3.7	4.8	45.8					D 2000
													36.2
68.8	7.8	5.4	8										D 2000
													13.2

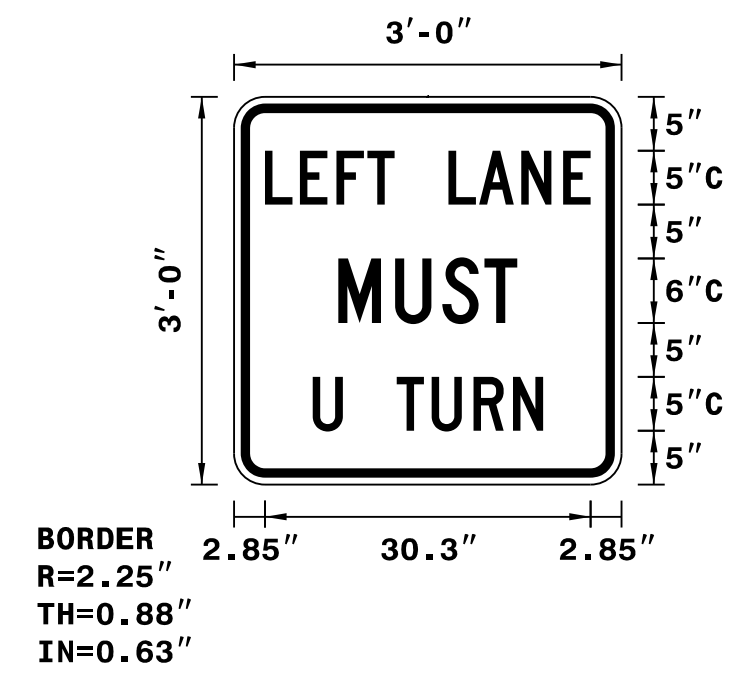
SIGN NUMBER: 405
 TYPE: E
 QUANTITY: 2
 SIGN WIDTH: 3'-0"
 HEIGHT: 3'-0"
 TOTAL AREA: 9.0 Sq.Ft.
 BORDER TYPE: RECESSED
 RECESS: 0.63"
 WIDTH: 0.88"
 RADII: 2.25"
 NO. Z BARS: N/A
 LENGTH: N/A

BACKG COLOR: Black/White
 COPY COLOR: Black

SYMBOL	X	Y	WID	HT

MAT'L: 0.080" ALUMINUM

DESIGN BY: JTT
 PROJECT ID: R-2501C
 CHECKED BY: TRT/ADK
 DIV: 08
 DATE: September 2017














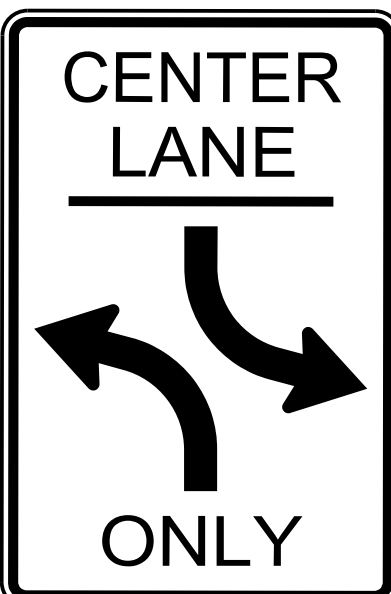

















Spacing Factor is 1 unless specified otherwise



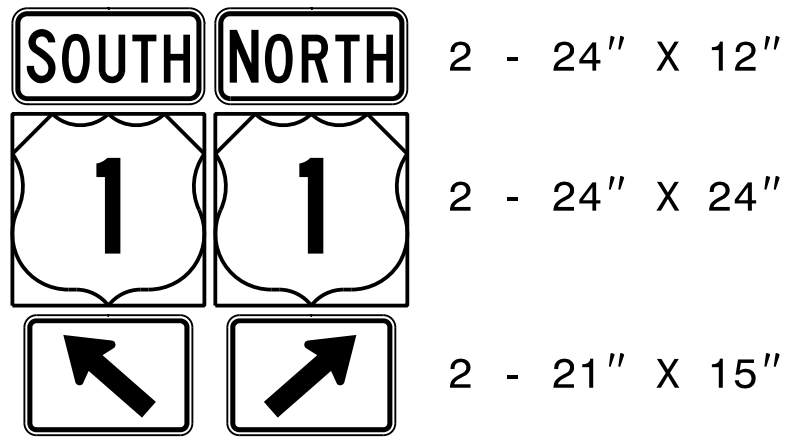
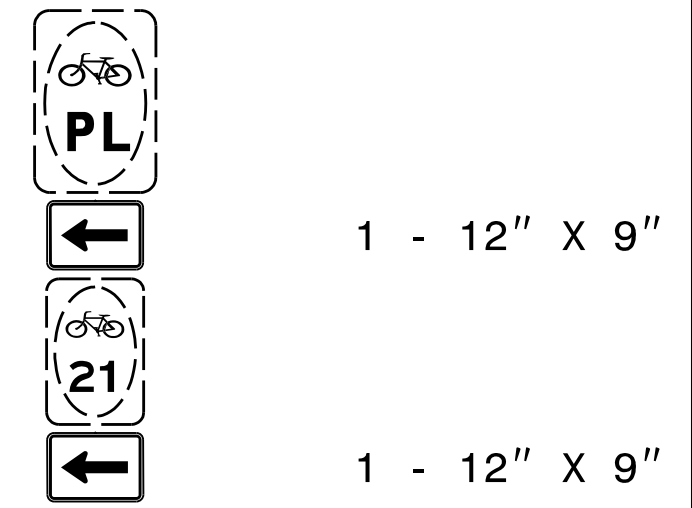
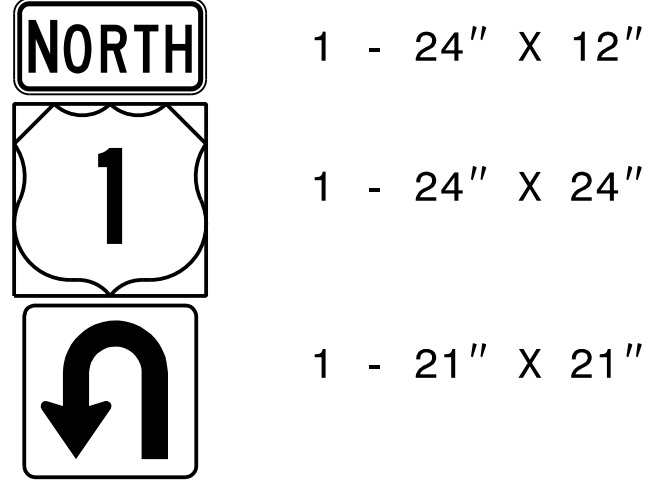
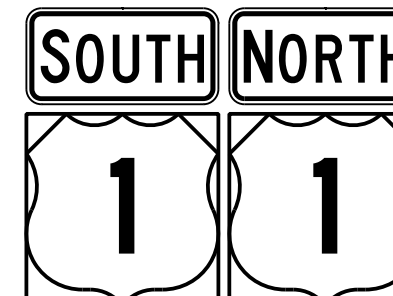




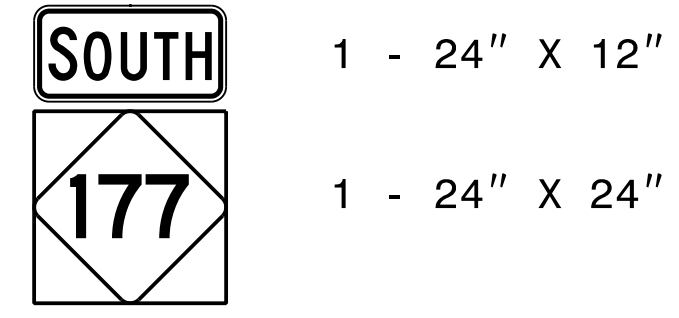
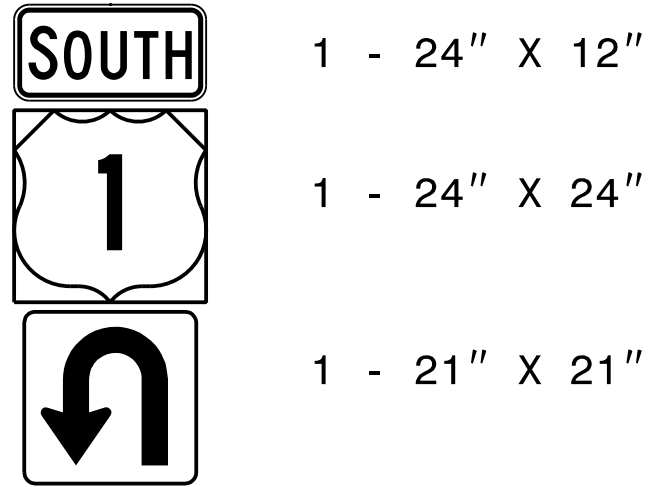

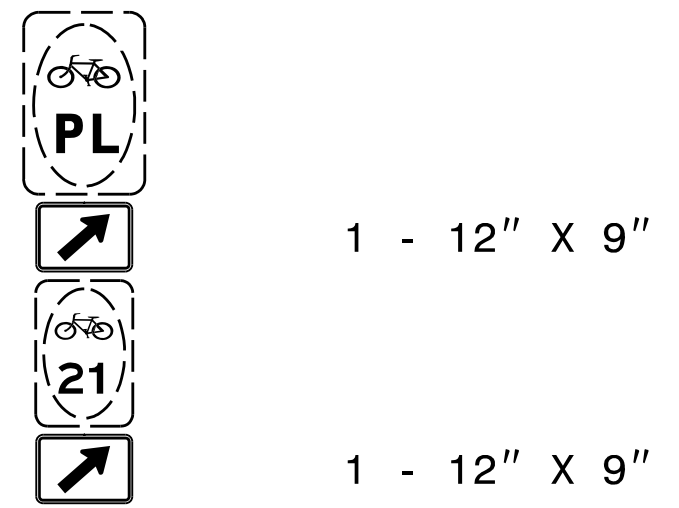
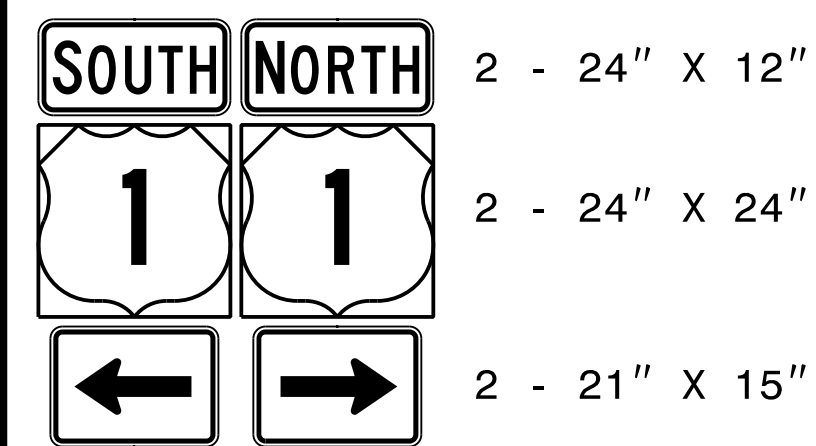

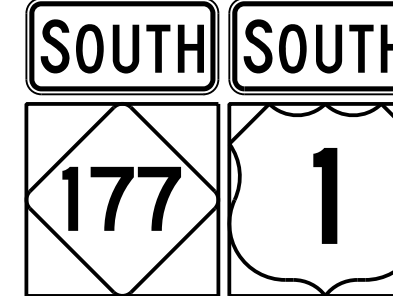















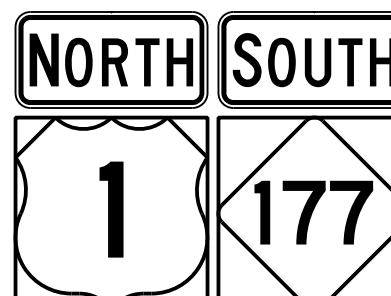





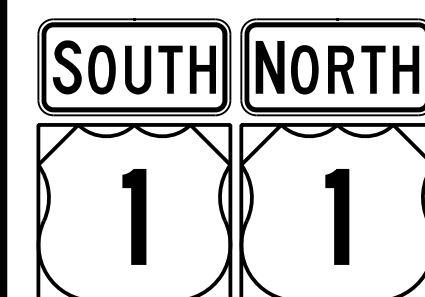

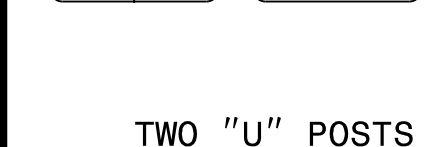




NOTES:
 1. Legend and border shall be non-reflective sheeting.
 2. Background shall be Grade C reflective sheeting.


LETTER POSITIONS


Letter spacings are to start of next letter													Series/Size
													Text Length
2.9	3.3	3.4	2.9	2.6	5	2.9	3.9	3.9	2.6	2.9			C 2000
													30.3
9.7	5.3	4.4	3.9	3.1	9.7								C 2000
													16.6
7.3	2.8	5	3.3	3.9	3.7	2.8	7.3						C 2000
													21.4

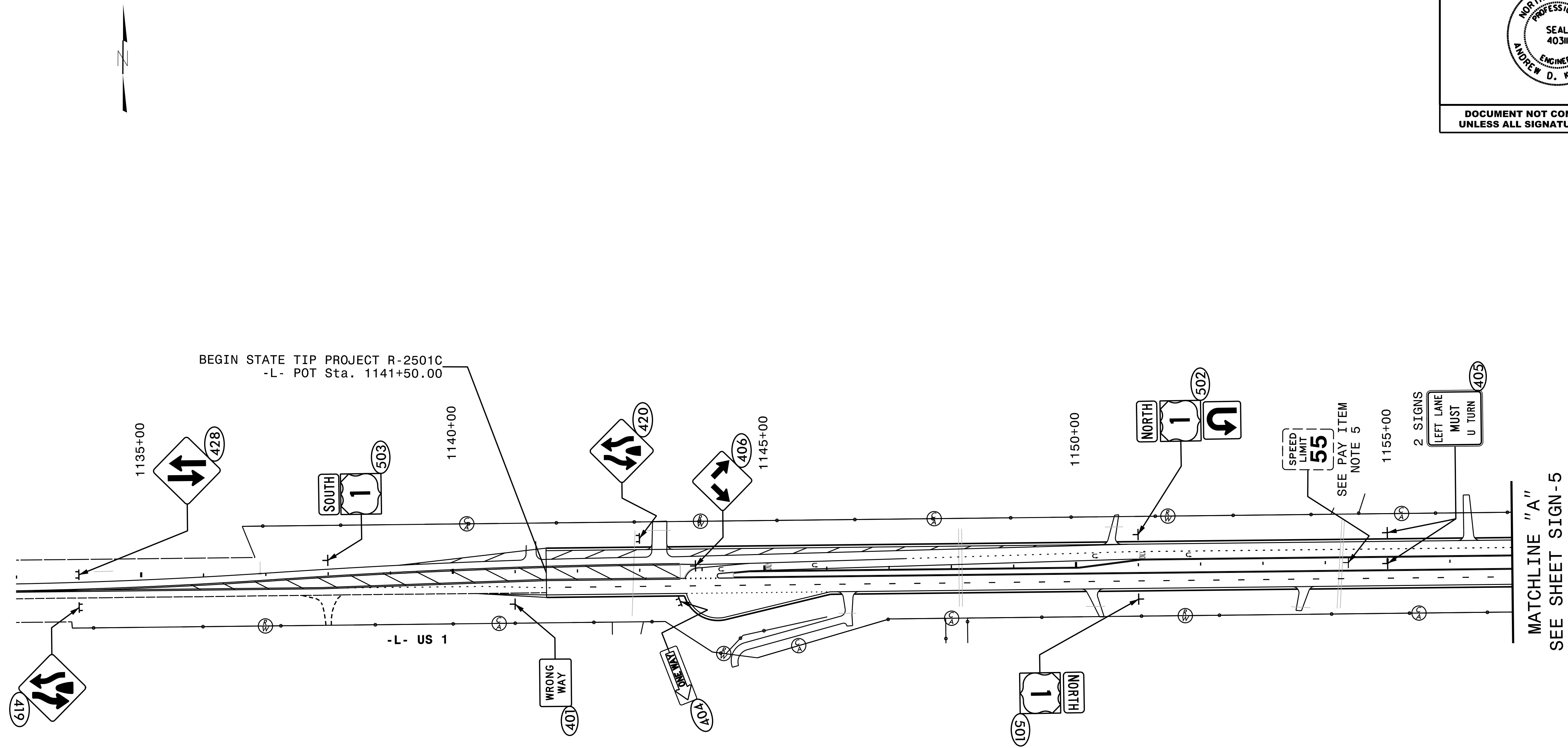
<p>401 QUANTITY REQ'D 3</p>  <p>36" X 24" R5-1a</p> <p>ONE "U" POST PER SIGN</p>	<p>406 QUANTITY REQ'D 2</p>  <p>36" X 36" W12-1</p> <p>ONE "U" POST PER SIGN</p>	<p>411 QUANTITY REQ'D 2</p>  <p>30" X 30" W3-1</p> <p>ONE "U" POST PER SIGN</p>	<p>416 QUANTITY REQ'D 2</p>  <p>18" X 30" R4-7c</p> <p>ONE "U" POST PER SIGN</p>	<p>421 QUANTITY REQ'D 3</p>  <p>30" X 36" R2-1</p> <p>ONE "U" POST PER SIGN</p>	<p>425 QUANTITY REQ'D 2</p>  <p>30" X 30" W11-1</p> <p>ONE "U" POST PER SIGN</p>
<p>402 QUANTITY REQ'D 1</p>  <p>48" X 48" W9-1 (L)</p> <p>TWO "U" POSTS PER SIGN</p>	<p>407 QUANTITY REQ'D 10</p>  <p>36" X 36" R1-1</p> <p>ONE "U" POST PER SIGN</p>	<p>412 QUANTITY REQ'D 1</p>  <p>36" X 36" X 36" R1-2</p> <p>ONE "U" POST PER SIGN</p>	<p>417 QUANTITY REQ'D 2</p>  <p>18" X 18" OM1-3</p> <p>MOUNT BELOW SIGN 416 IN 2 INSTALLATIONS</p>	<p>422 QUANTITY REQ'D 1</p>  <p>48" X 48" W9-1 (R)</p> <p>TWO "U" POSTS PER SIGN</p>	<p>426 QUANTITY REQ'D 2</p>  <p>18" X 24" W16-1P</p> <p>MOUNT BELOW SIGN 425 IN 2 INSTALLATIONS</p>
<p>403 QUANTITY REQ'D 1</p>  <p>30" X 12" W16-3aP</p> <p>MOUNT BELOW SIGN 402 IN 1 INSTALLATION</p>	<p>408 QUANTITY REQ'D 4</p>  <p>24" X 36" R3-9b</p> <p>ONE "U" POST PER SIGN</p>	<p>413 QUANTITY REQ'D 1</p>  <p>36" X 36" W1-2(L)</p> <p>ONE "U" POST PER SIGN</p>	<p>418 QUANTITY REQ'D 2</p>  <p>30" X 30" W2-3(R)</p> <p>ONE "U" POST PER SIGN</p>	<p>423 QUANTITY REQ'D 1</p>  <p>48" X 48" W4-2</p> <p>TWO "U" POSTS PER SIGN</p>	<p>427 QUANTITY REQ'D 2</p>  <p>30" X 30" W2-2(R)</p> <p>ONE "U" POST PER SIGN</p>
<p>404 QUANTITY REQ'D 2</p>  <p>54" X 18" R6-1(L)</p> <p>TWO "U" POSTS PER SIGN</p>	<p>409 QUANTITY REQ'D 1</p>  <p>30" X 12" R3-9cP</p> <p>MOUNT ABOVE SIGN 408 IN 1 INSTALLATION</p>	<p>414 QUANTITY REQ'D 1</p>  <p>36" X 36" W4-1</p> <p>ONE "U" POST PER SIGN</p>	<p>419 QUANTITY REQ'D 1</p>  <p>48" X 48" W6-1</p> <p>TWO "U" POSTS PER SIGN</p>	<p>424 QUANTITY REQ'D 2</p>  <p>48" X 24" W1-7</p> <p>TWO "U" POSTS PER SIGN</p>	<p>428 QUANTITY REQ'D 1</p>  <p>48" X 48" W6-3</p> <p>TWO "U" POSTS PER SIGN</p>
<p>405 QUANTITY REQ'D 4</p>  <p>36" X 36" SEE PANEL DESIGN ON SIGN-3A</p> <p>ONE "U" POST PER SIGN</p>	<p>410 QUANTITY REQ'D 1</p>  <p>30" X 12" R3-9dP</p> <p>MOUNT ABOVE SIGN 408 IN 1 INSTALLATION</p>	<p>415 QUANTITY REQ'D 1</p>  <p>30" X 30" W2-2(L)</p> <p>ONE "U" POST PER SIGN</p>	<p>420 QUANTITY REQ'D 1</p>  <p>48" X 48" W6-2</p> <p>TWO "U" POSTS PER SIGN</p>		


TIP NO. R-2501C	SHEET NO. SIGN-3B
DocuSigned by: Andrew D. Klinksieh E3078F84596E44B	
DATE: 2/5/2018	
SEAL	
	
DOCUMENT NOT CONSIDERED FINAL UNLESS ALL SIGNATURES COMPLETED	

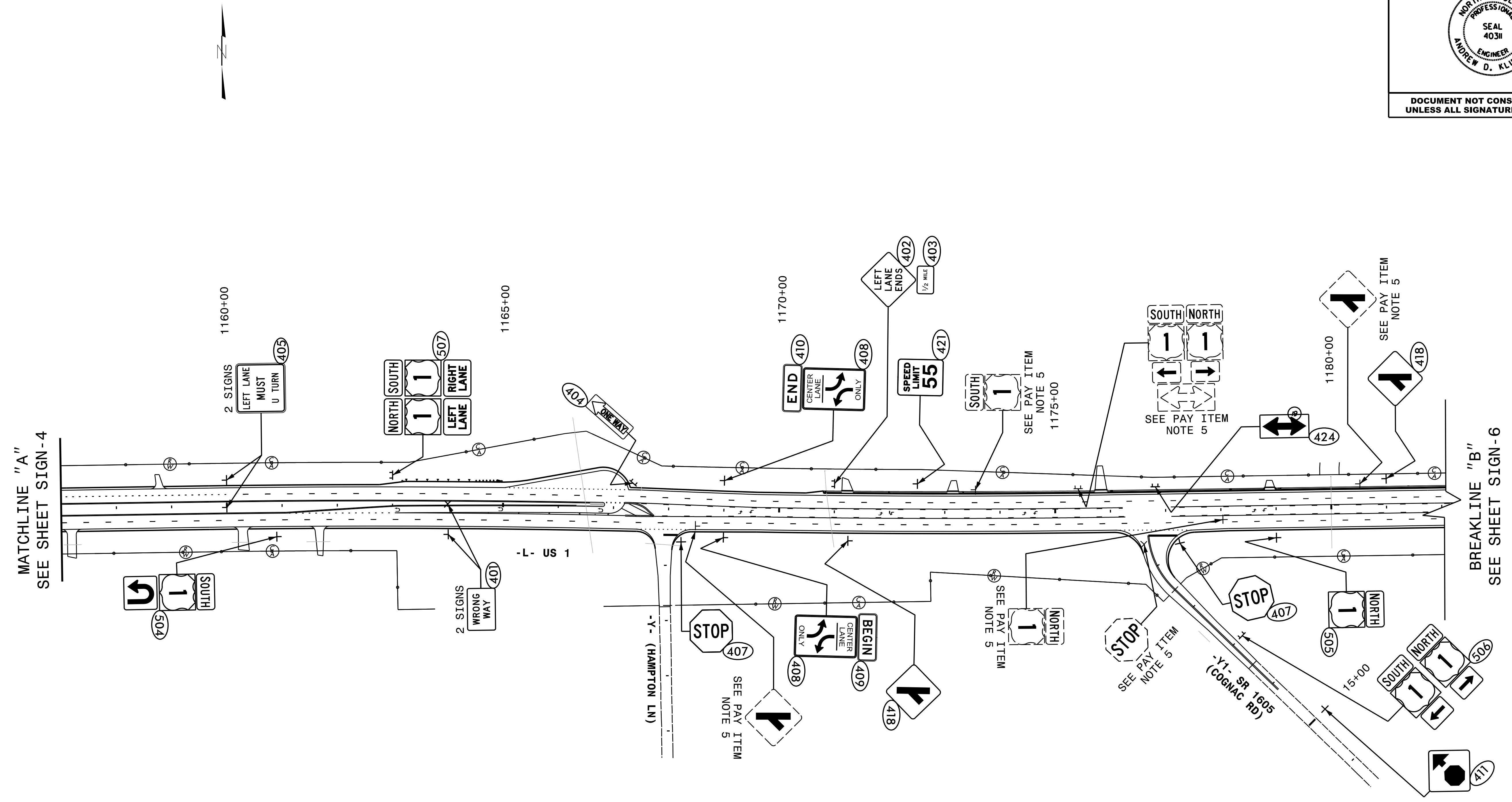
<p>501 505 517</p>  <p>1 - 24" X 12"</p>  <p>1 - 24" X 24"</p> <p>ONE "U" POST PER ASSEMBLY</p>	<p>507</p>  <p>2 - 24" X 12"</p>  <p>2 - 24" X 24"</p>  <p>2 - 24" X 18"</p> <p>TWO "U" POSTS PER ASSEMBLY</p>	<p>512</p>  <p>2 - 24" X 12"</p>  <p>2 - 24" X 24"</p>  <p>2 - 21" X 15"</p> <p>TWO "U" POSTS PER ASSEMBLY</p>	<p>522</p>  <p>1 - 12" X 9"</p>  <p>1 - 12" X 9"</p> <p>ONE "U" POST PER ASSEMBLY</p>		
<p>502</p>  <p>1 - 24" X 12"</p>  <p>1 - 24" X 24"</p>  <p>1 - 21" X 21"</p> <p>ONE "U" POST PER ASSEMBLY</p>	<p>508</p>  <p>2 - 24" X 12"</p>  <p>2 - 24" X 24"</p>  <p>2 - 21" X 15"</p> <p>TWO "U" POSTS PER ASSEMBLY</p>	<p>514</p>  <p>2 - 24" X 12"</p>  <p>2 - 24" X 24"</p>  <p>2 - 24" X 24"</p>  <p>2 - 21" X 15"</p> <p>TWO "U" POSTS PER ASSEMBLY</p>	<p>523</p>  <p>1 - 12" X 18"</p>  <p>1 - 12" X 9"</p> <p>ONE "U" POST PER ASSEMBLY</p>		
<p>503 515 518</p>  <p>1 - 24" X 12"</p>  <p>1 - 24" X 24"</p> <p>ONE "U" POST PER ASSEMBLY</p>	<p>509 513</p>  <p>1 - 21" X 15"</p>  <p>1 - 24" X 12"</p>  <p>1 - 24" X 24"</p> <p>ONE "U" POST PER ASSEMBLY</p>	<p>519</p>  <p>1 - 24" X 12"</p>  <p>1 - 24" X 24"</p> <p>ONE "U" POST PER ASSEMBLY</p>			
<p>504</p>  <p>1 - 24" X 12"</p>  <p>1 - 24" X 24"</p>  <p>1 - 21" X 21"</p> <p>ONE "U" POST PER ASSEMBLY</p>	<p>510</p>  <p>2 - 24" X 12"</p>  <p>2 - 24" X 24"</p>  <p>2 - 24" X 24"</p>  <p>2 - 21" X 15"</p> <p>TWO "U" POSTS PER ASSEMBLY</p>	<p>520</p>  <p>1 - 12" X 9"</p>  <p>1 - 12" X 9"</p> <p>ONE "U" POST PER ASSEMBLY</p>			
<p>506 516 524</p>  <p>2 - 24" X 12"</p>  <p>2 - 24" X 24"</p>  <p>2 - 21" X 15"</p> <p>TWO "U" POSTS PER ASSEMBLY</p>	<p>511</p>  <p>1 - 21" X 15"</p>  <p>1 - 24" X 24"</p> <p>ONE "U" POST PER ASSEMBLY</p>	<p>521</p>  <p>1 - 12" X 18"</p>  <p>1 - 12" X 9"</p> <p>ONE "U" POST PER ASSEMBLY</p>			

TIP NO. R-2501C	SHEET NO. SIGN-3C
APPROVED: <i>Andrew D. Klinksieh</i> E-3078F84596E44B	
DATE: 2/5/2018	
SEAL	
	
DOCUMENT NOT CONSIDERED FINAL UNLESS ALL SIGNATURES COMPLETED	

TIP NO. R-2501C	SHEET NO. SIGN-4
APPROVED: <i>Andrew D. Klincksiek</i> <small>ES078F8459E44B</small>	
DATE: 2/5/2018	
SEAL	
	
DOCUMENT NOT CONSIDERED FINAL UNLESS ALL SIGNATURES COMPLETED	




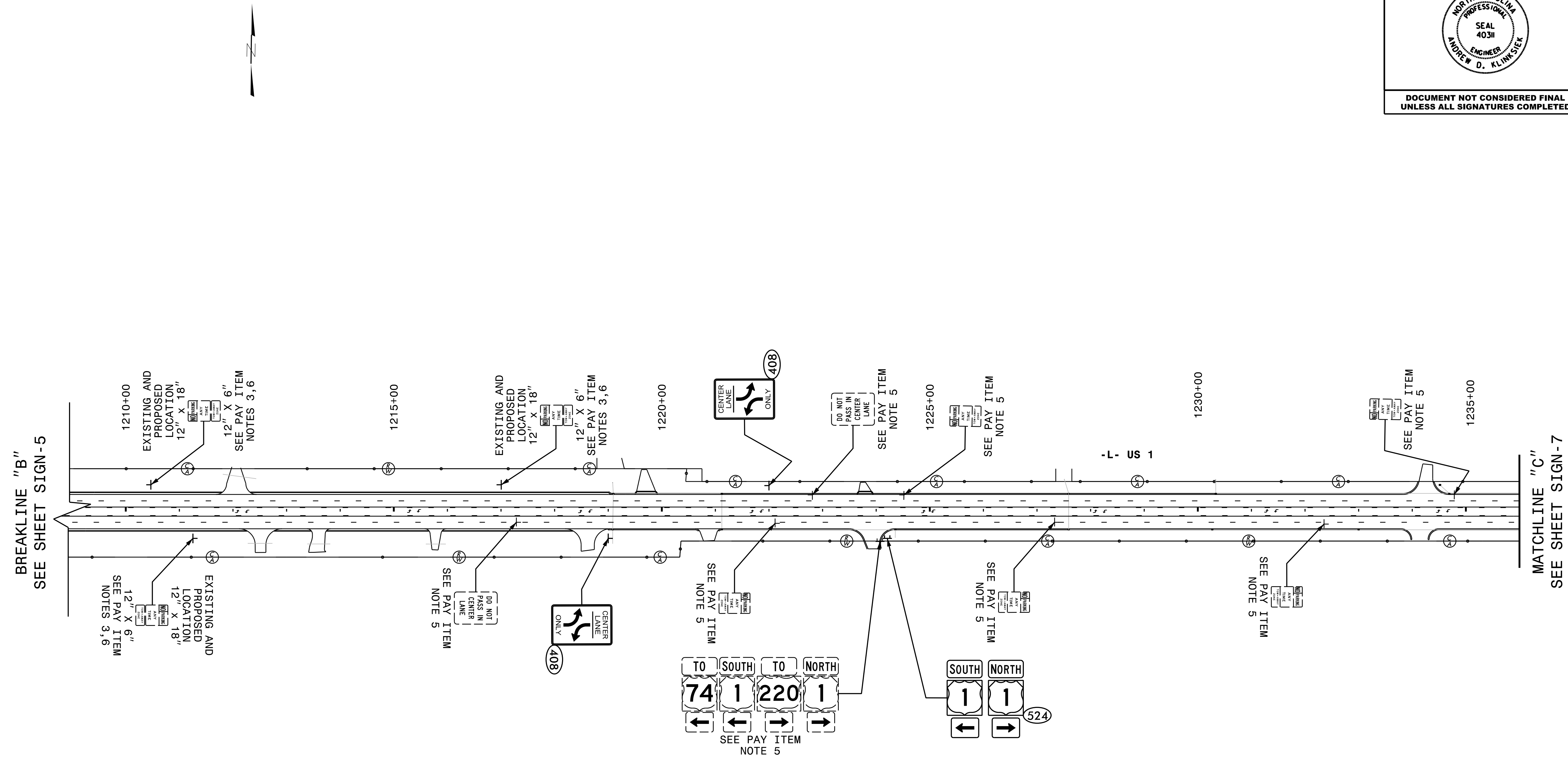
TIP NO. R-2501C	SHEET NO. SIGN-5
APPROVED: <u>Andrew D. Kleinbeck</u> E3078F8459E44B	
DATE: 2/5/2018	
SEAL	
	
DOCUMENT NOT CONSIDERED FINAL UNLESS ALL SIGNATURES COMPLETED	




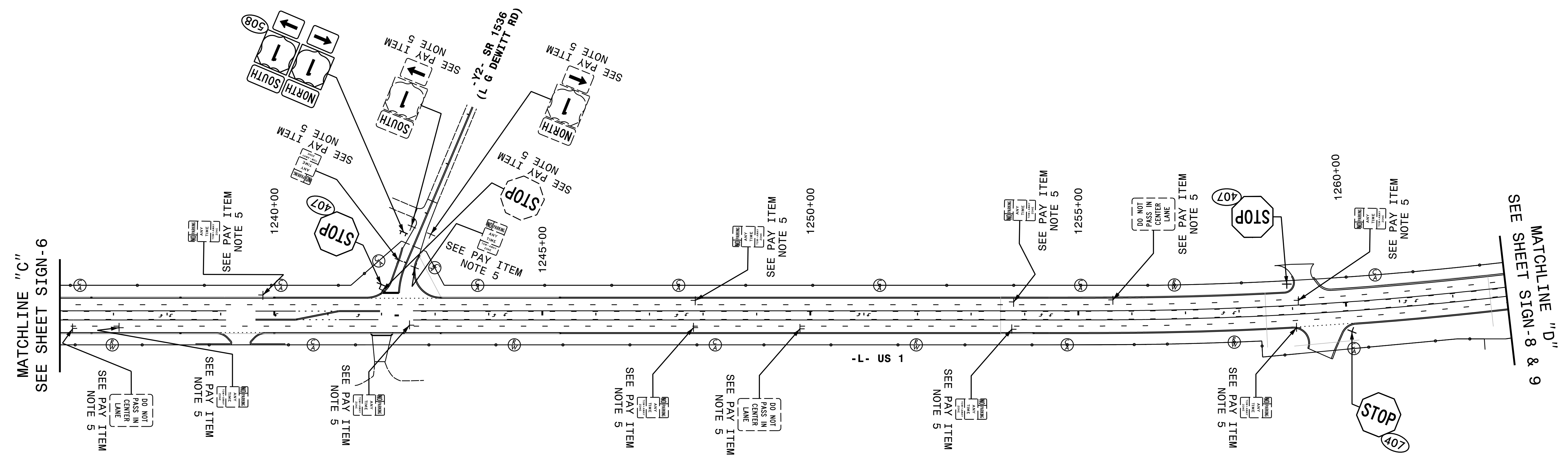
HNTB
 HNTB NORTH CAROLINA, P.C.
 343 E. Six Forks Road, Suite 200
 Raleigh, North Carolina 27609
 NC License No: C-1554
 (919) 546-8997


**EXISTING AND PROPOSED SIGNS
 -L- STA. 1157+00 TO 1182+00**

TIP NO. R-2501C	SHEET NO. SIGN-6
APPROVED: <i>Andrew D. Kleinbeck</i> E307878459E44B	
DATE: 2/5/2018	
SEAL	
	
DOCUMENT NOT CONSIDERED FINAL UNLESS ALL SIGNATURES COMPLETED	

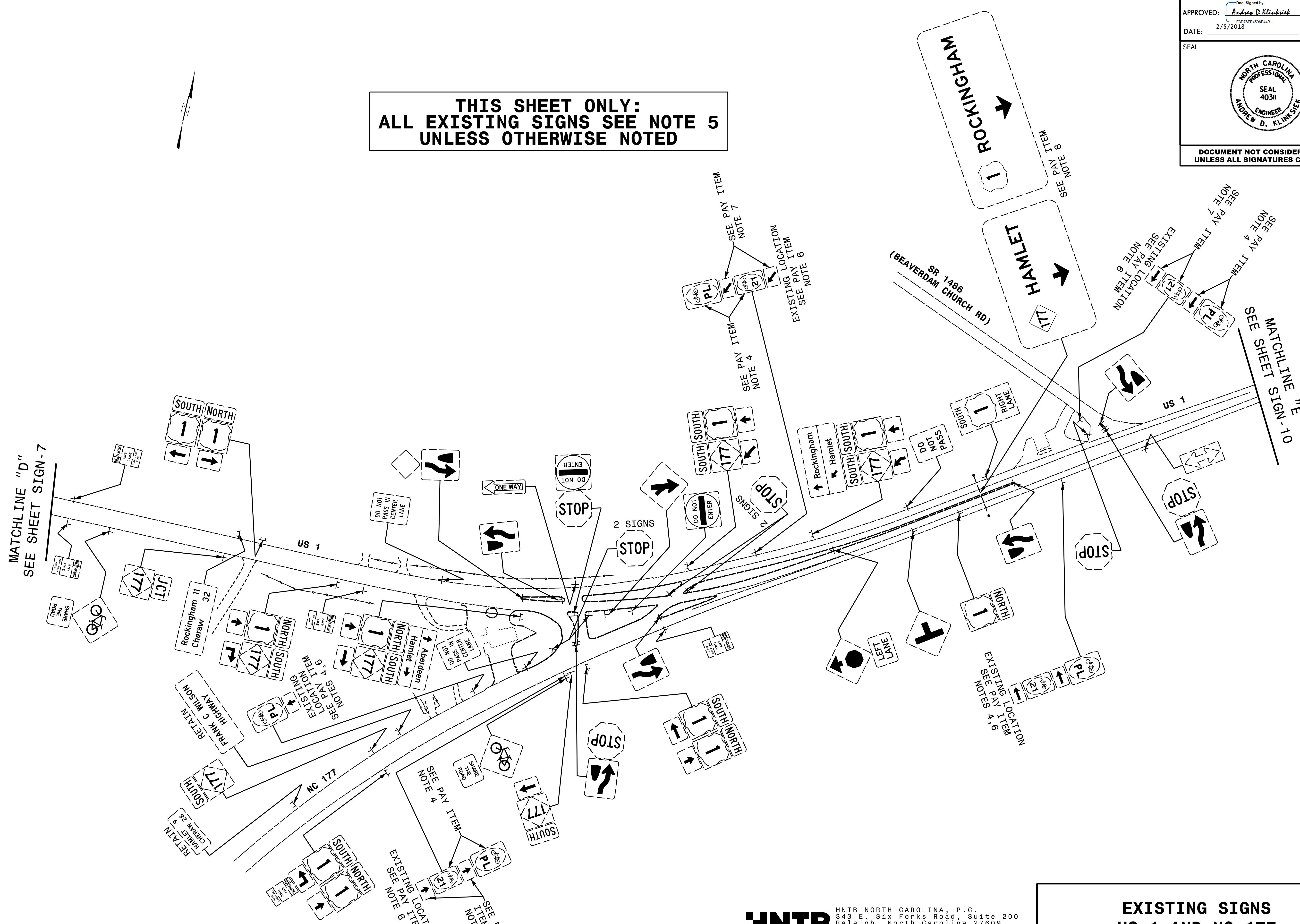


TIP NO. R-2501C	SHEET NO. SIGN-7
APPROVED: <i>Andrew D. Kleinbeck</i> DATE: 2/5/2018	
SEAL 	
DOCUMENT NOT CONSIDERED FINAL UNLESS ALL SIGNATURES COMPLETED	




TIP NO. R-2501C	SHEET NO. SIGN-8
APPROVED: <i>Andrew D. Kleinbeck</i> E3078F8459E44B	
DATE: 2/5/2018	
SEAL	
	
DOCUMENT NOT CONSIDERED FINAL UNLESS ALL SIGNATURES COMPLETED	

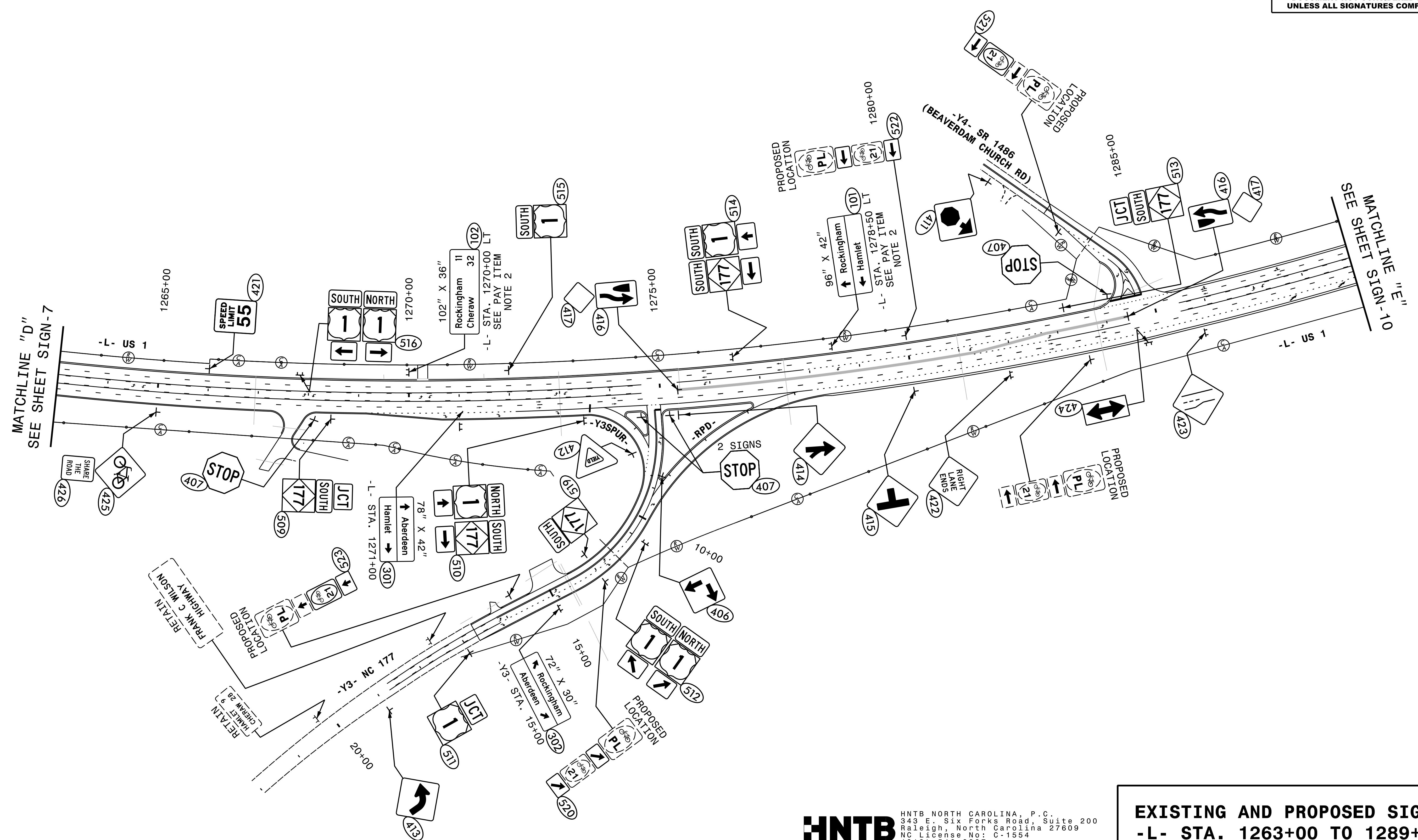
**THIS SHEET ONLY:
ALL EXISTING SIGNS SEE NOTE 5
UNLESS OTHERWISE NOTED**



HNTB
HNTB NORTH CAROLINA, P.C.
343 E. Six Forks Road, Suite 200
Raleigh, North Carolina 27609
NC License No: C-1554
(919) 546-8997


**EXISTING SIGNS
US 1 AND NC 177**

TIP NO. R-2501C	SHEET NO. SIGN-9
APPROVED: <i>Andrew D. Kleinbeck</i> E3078F8459E44B	
DATE: 2/5/2018	
SEAL	
	
DOCUMENT NOT CONSIDERED FINAL UNLESS ALL SIGNATURES COMPLETED	



HNTB
 HNTB NORTH CAROLINA, P.C.
 343 E. Six Forks Road, Suite 200
 Raleigh, North Carolina 27609
 NC License No: C-1554
 (919) 546-8997

**EXISTING AND PROPOSED SIGNS
 -L- STA. 1263+00 TO 1289+00**

TIP NO. R-2501C	SHEET NO. SIGN-10
APPROVED: <i>Andrew D. Kleinbeck</i> <small>ES307878459E44B</small>	
DATE: 2/5/2018	
SEAL	
	
DOCUMENT NOT CONSIDERED FINAL UNLESS ALL SIGNATURES COMPLETED	

