
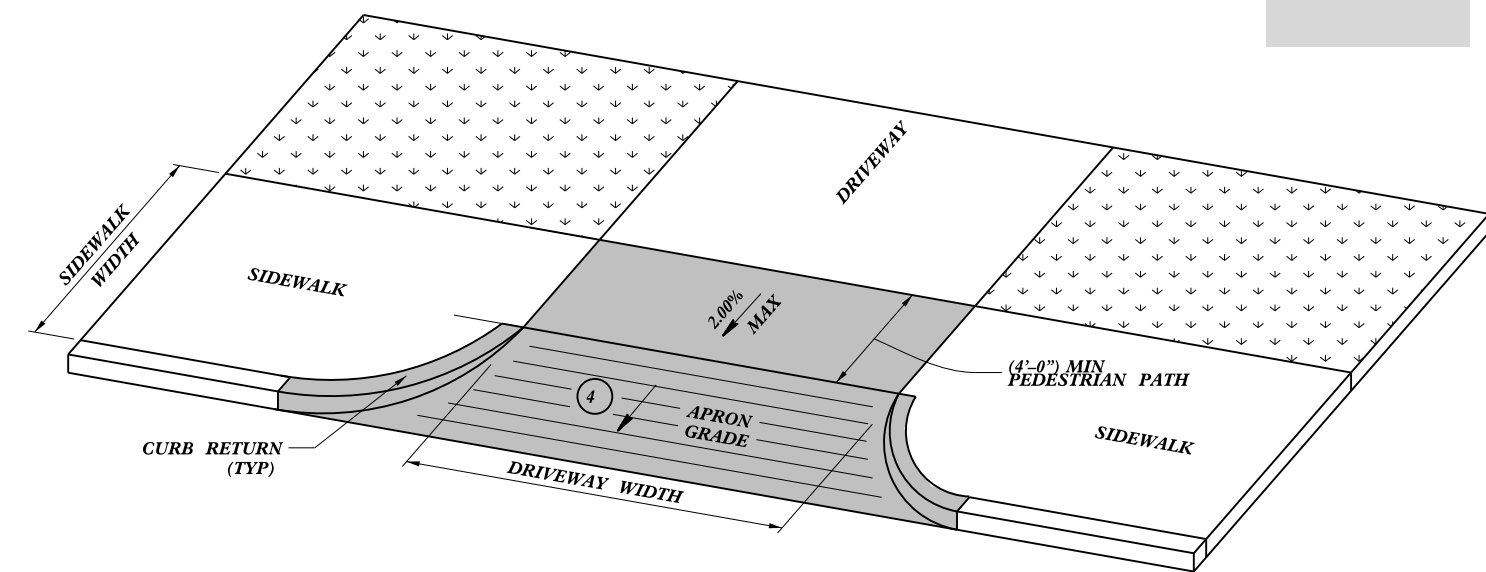
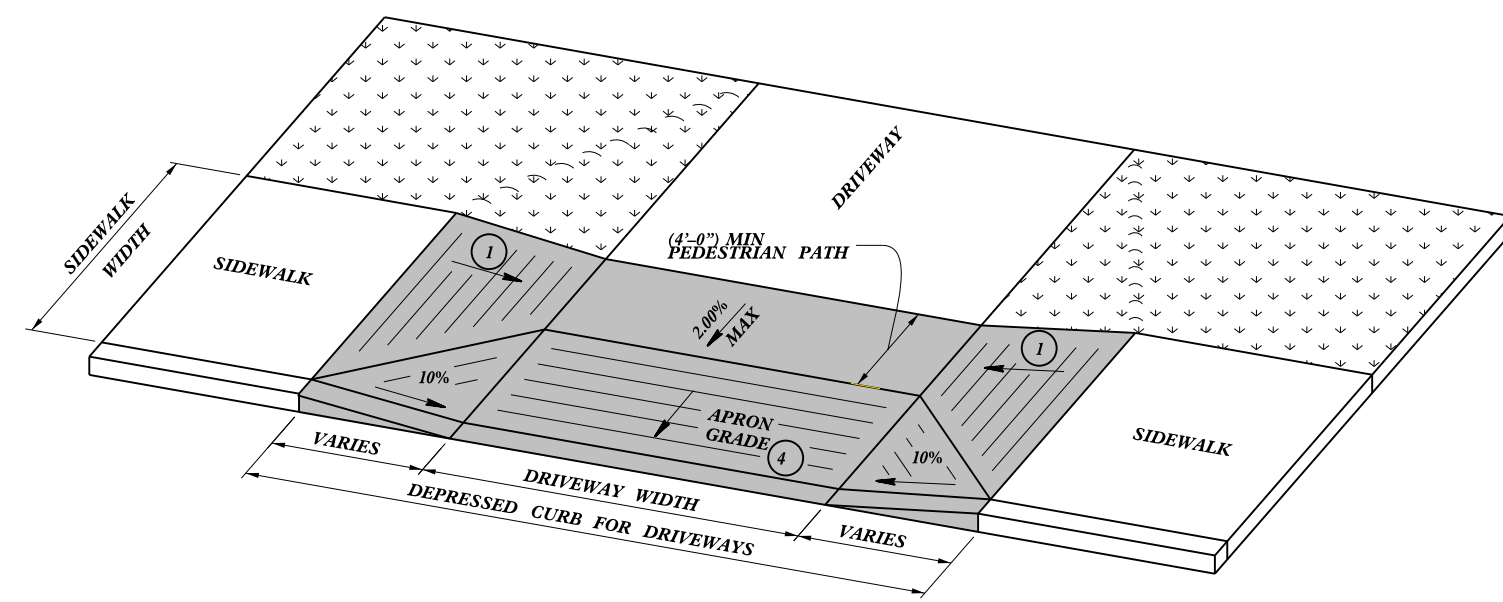


- 1 8.33% (12:1) MAX RAMP SLOPE
- 2 CROSS SLOPE: 2.00%
- 4 8.00% MAX CHANGE IN GRADE BETWEEN ROAD SURFACE AND DRIVEWAY

 PAY LIMITS FOR 1 CURB RAMP



**DRIVEWAY APRON**  
**OPTION 1**



**DRIVEWAY APRON**  
**OPTION 2**

-SEE ROADWAY DETAIL DRAWING 848.05 FOR DETECTABLE WARNING SURFACE AND FOR RAMP NOTES.  
-SEE ROADWAY STANDARD DRAWING 848.02 FOR CONCRETE DRIVEWAYS.

<b>CONTRACT STANDARDS AND DEVELOPMENT UNIT</b>	
Office 919-707-6950	FAX 919-250-4119
<b>CURB RAMPS</b>	
@ DRIVEWAY OPENINGS	
ORIGINAL BY: J.S. HOWERTON	DATE: 7/7/11
MODIFIED BY:	DATE:
CHECKED BY:	DATE:
FILE SPEC: sstds/2012CurbRamp/CurbRampDetails.dwg	

5/14/99  
C:\TIME\SS\CON\SS\US\FR\NAME\SS