DocuSign Envelope ID: 8190228C-E6F7-46BC-BEB4-377BA953EFB8

Kimley»Horn
P.O. BOX 33068
RALEIGH, N.C. 27636-3068

RIGHT-OF-WAY REV.

CONST. REV.

| PROJECT REFERENCE NO. | SHEET NO. |
|---|---|
| U-5828 | UC-4B |
| R/W SHEET NO. | |
| UTILITY CONSTRUCTION ENGINEER | |

NORTH CAROLINA PROFESSIONAL SEAL 027670 ENGINEER MATTHEW A. SHOSMITH

DocuSigned by: Matthew A. Shosmith 14897D676BF440B 8/28/2017

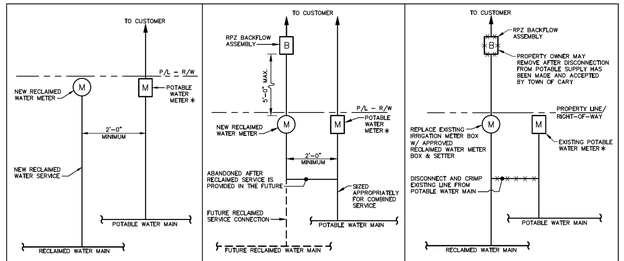


SCENARIO 1
RECLAMED SERVICE CONNECTION
(NEW INSTALLATION)

SCENARIO 2
PRESENT POTABLE IRRIGATION CONNECTION WHERE RECLAMED SERVICE IS NOT YET AVAILABLE

SCENARIO 3
RETROFIT OF EXISTING IRRIGATION METER ASSEMBLY FROM POTABLE TO RECLAMED SERVICE

✱ NOTES:
1. POTABLE WATER METER SHALL BE FITTED WITH DUAL CARTRIDGE CHECK VALVE.
2. METERS ARE TO BE PLACED IMMEDIATELY INSIDE OF R/W OR UTILITY EASEMENT LINE.
3. ALL PIPE AND APPURTENANCES LOCATED OUTSIDE OF THE RIGHT-OF-WAY OR EASEMENT ARE MAINTAINED BY THE PROPERTY OWNER.

EFFECTIVE: 12/10/09

STANDARD RECLAIMED WATER SERVICE CONNECTIONS IN DEFINED RECLAIMED SERVICE AREAS

DETAIL No. 06500.01 SHEET 1 OF 1

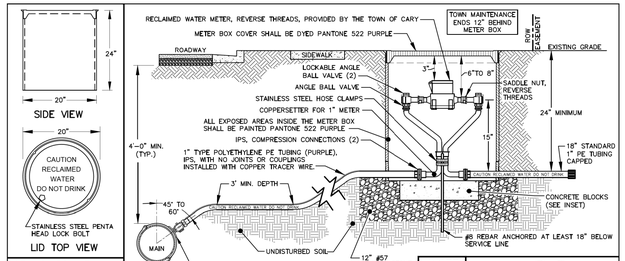


NOTES:
1) WATER METER SHALL NOT BE LOCATED IN AREAS SUBJECT TO VEHICULAR TRAFFIC.
2) ALL METER BOXES SHALL BE AS MANUFACTURED BY CDR WITH HEAVY DUTY RATED LOCKING POLYMER CEMENT COVER AS APPROVED BY THE TOWN.
3) ALL SERVICE LINES, VALVES AND FITTINGS SHALL COMPLY WITH AWWA C800.
4) METER & SETTER SHALL BE INSTALLED AND ANCHORED IN CENTER OF BOX.
5) THE INTERIOR OF THE BOX SHALL BE STENCILED WITH THE WORDS, **CAUTION RECLAIMED WATER - DO NOT DRINK**.
6) ALL RELOCATIONS OF EXISTING OR PERMITTED RECLAIMED WATER INFRASTRUCTURE INCLUDING SERVICE PIPING AND METER BOXES SHALL BE PERMITTED AND INSPECTED IN CONFORMANCE WITH TOWN POLICIES AND PROCEDURES.

EFFECTIVE: 12/10/09

STANDARD 1" RECLAIMED WATER SERVICE & METER BOX INSTALLATION

DETAIL No. 06500.02 SHEET 1 OF 5

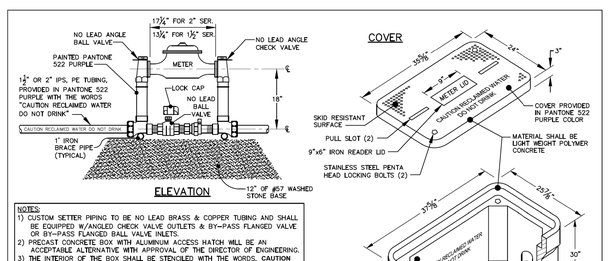


NOTES:
1) CUSTOM SETTER PIPING TO BE NO LEAD BRASS & COPPER TUBING AND SHALL BE EQUIPPED W/ANGLED CHECK VALVE OUTLETS & BY-PASS FLANGED VALVE OR BY-PASS FLANGED BALL VALVE INLETS.
2) PRECAST CONCRETE BOX WITH ALUMINUM ACCESS HATCH WILL BE AN ACCEPTABLE ALTERNATIVE WITH APPROVAL OF THE DIRECTOR OF ENGINEERING.
3) THE INTERIOR OF THE BOX SHALL BE STENCILED WITH THE WORDS, **CAUTION RECLAIMED WATER - DO NOT DRINK**.
4) METER BOX LID SHALL BE SECURED TO METER YOLK WITH CABLE TETHER.
5) LOCATE METER REGISTER 5 TO 8 INCHES BELOW COVER.
6) ALL BRASS COMPONENTS SHALL BE "NO LEAD" BRASS MEETING UNS C89833 AS PER ASTM B584.

NOTE:
TO ENSURE POSITIVE DRAINAGE, THE VAULT SHALL HAVE AN OPEN BOTTOM TO ALLOW DRAINAGE THROUGH STONE.

| DIMENSIONS | (INCHES) |
|---|---|
| A | B |
| 18⅜" | 30⅜" |

EFFECTIVE: 07/01/13

STANDARD 1½" & 2" RECLAIMED WATER METER INSTALLATION & VAULT

DETAIL No. 06500.02 SHEET 2 OF 5

GENERAL NOTES:
1) METER AND BYPASS ASSEMBLY PIPING INSIDE THE VAULT SHALL BE FLANGED DUCTILE IRON PIPE.
2) METER FACE TO BE AT LEAST 3 FEET BELOW FINISHED GRADE.
3) ACCESS DOOR SHALL BE ALUMINUM DOUBLE DOOR WITH A MINIMUM OPENING OF 48" x 48" (INCHES).
4) THE VISIBLE SIDE OF THE ACCESS DOORS SHALL BE PAINTED PANTONE 522 PURPLE.
5) VALVES SHALL BE IRON BODY, RESILIENT WEDGE GATE VALVES, WITH NON-RISING STEM, HANDWHEEL OPERATORS AND FLANGE CONNECTIONS.
6) ALL DUCTILE IRON PIPE, FITTINGS, AND VALVES SHALL BE PAINTED PANTONE 522 PURPLE TO DENOTE RECLAIMED WATER.
7) THE INSIDE OF THE VAULT SHALL BE PAINTED PURPLE AND THE WORDS, "CAUTION RECLAIMED WATER DO NOT DRINK" SHALL BE STENCILED ON BOTH SIDES OF THE VAULT IN A CENTRAL LOCATION VISIBLE ABOVE GROUND FROM THE ACCESS DOORS.
8) PIPE STANDS MADE OF BRICK, BLOCK, PRECAST CONCRETE, OR MANUFACTURED PIPE STANDS ARE ALLOWABLE.
9) PIPE ENTRY AND EXIT TO VAULT SHALL BE SEALED WITH BOOT CONNECTIONS OR LINK SEAL.
10) DOUBLE DOORS SHALL BE LOCKABLE WITH OWNER-SUPPLIED PADLOCK.

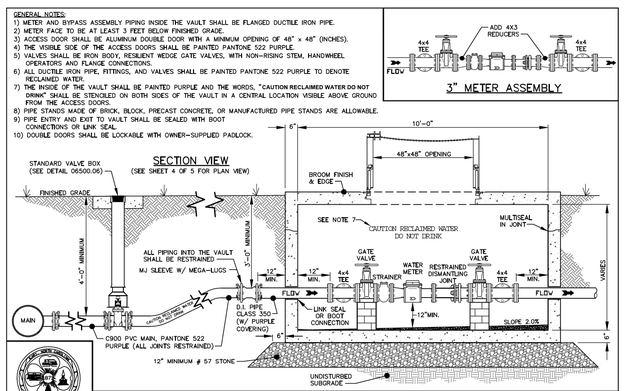


EFFECTIVE: 12/10/09

STANDARD RECLAIMED WATER 3" OR 4" METER INSTALLATION & VAULT

DETAIL No. 06500.02 SHEET 3 OF 5

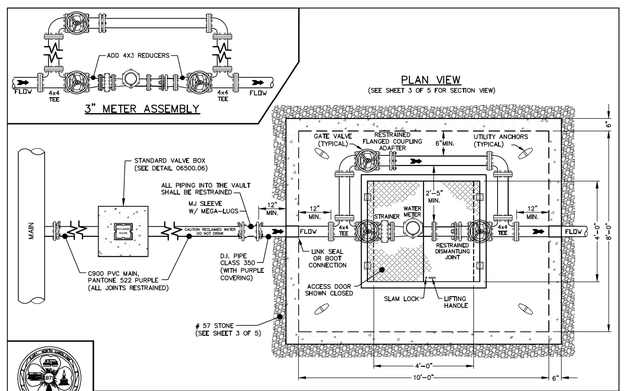


EFFECTIVE: 12/10/09

STANDARD RECLAIMED WATER 3" OR 4" METER INSTALLATION & VAULT

DETAIL No. 06500.02 SHEET 4 OF 5

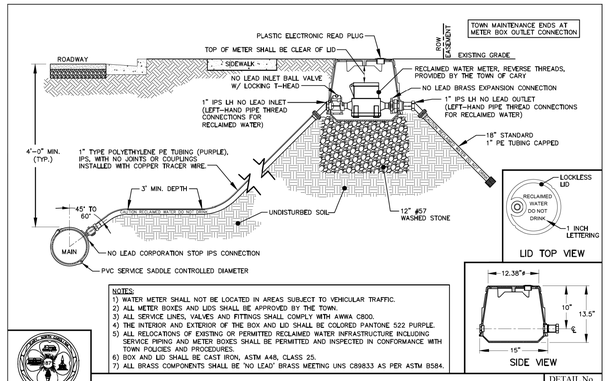


NOTES:
1) WATER METER SHALL NOT BE LOCATED IN AREAS SUBJECT TO VEHICULAR TRAFFIC.
2) ALL METER BOXES AND LIDS SHALL BE APPROVED BY THE TOWN.
3) ALL SERVICE LINES, VALVES AND FITTINGS SHALL COMPLY WITH AWWA C800.
4) THE INTERIOR AND EXTERIOR OF THE BOX AND LID SHALL BE COLORED PANTONE 522 PURPLE.
5) ALL RELOCATIONS OF EXISTING OR PERMITTED RECLAIMED WATER INFRASTRUCTURE INCLUDING SERVICE PIPING AND METER BOXES SHALL BE PERMITTED AND INSPECTED IN CONFORMANCE WITH TOWN POLICIES AND PROCEDURES.
6) BOX AND LID SHALL BE CAST IRON, ASTM A48, CLASS 25.
7) ALL BRASS COMPONENTS SHALL BE "NO LEAD" BRASS MEETING UNS C89833 AS PER ASTM B584.

EFFECTIVE: 07/01/13

OPTIONAL 1" RECLAIMED WATER SERVICE & METER BOX INSTALLATION

DETAIL No. 06500.02 SHEET 5 OF 5

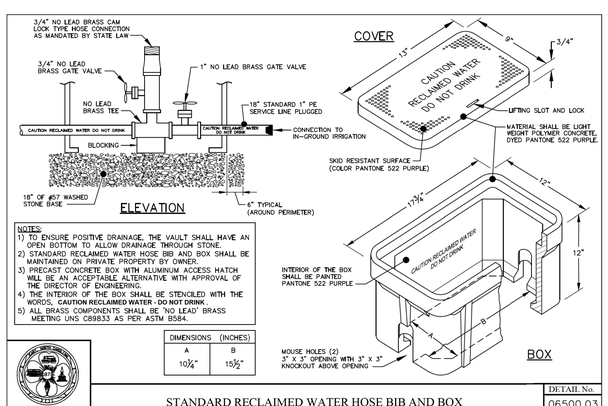


NOTES:
1) TO ENSURE POSITIVE DRAINAGE, THE VAULT SHALL HAVE AN OPEN BOTTOM TO ALLOW DRAINAGE THROUGH STONE.
2) STANDARD RECLAIMED WATER HOSE BIB AND BOX SHALL BE MAINTAINED ON PRIVATE PROPERTY BY OWNER.
3) PRECAST CONCRETE BOX WITH ALUMINUM ACCESS HATCH WILL BE AN ACCEPTABLE ALTERNATIVE WITH APPROVAL OF THE DIRECTOR OF ENGINEERING.
4) THE INTERIOR OF THE BOX SHALL BE STENCILED WITH THE WORDS, **CAUTION RECLAIMED WATER - DO NOT DRINK**.
5) ALL BRASS COMPONENTS SHALL BE "NO LEAD" BRASS MEETING UNS C89833 AS PER ASTM B584.

| DIMENSIONS | (INCHES) |
|---|---|
| A | B |
| 10¼" | 15½" |

EFFECTIVE: 07/01/13

STANDARD RECLAIMED WATER HOSE BIB AND BOX

DETAIL No. 06500.03 SHEET 1 OF 1

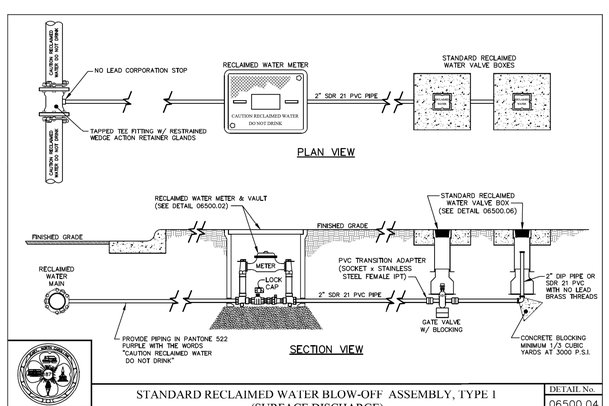


EFFECTIVE: 07/01/13

STANDARD RECLAIMED WATER BLOW-OFF ASSEMBLY, TYPE 1 (SURFACE DISCHARGE)

DETAIL No. 06500.04 SHEET 2 OF 4

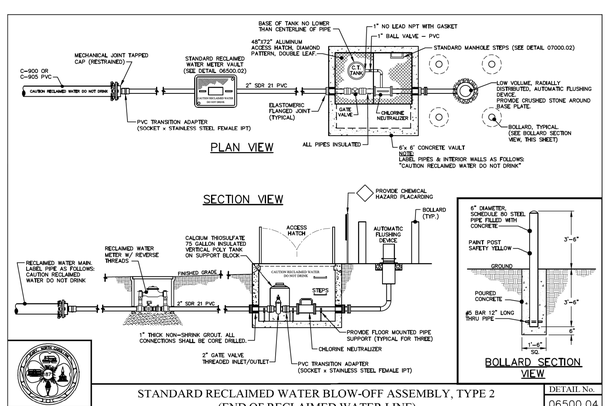


EFFECTIVE: 07/01/13

STANDARD RECLAIMED WATER BLOW-OFF ASSEMBLY, TYPE 2 (END OF RECLAIMED WATER LINE)

DETAIL No. 06500.04 SHEET 3 OF 4

8/28/2017 K:\RAL_Roadway\0\2108004 - McCrimmon Parkway\Phase I\Plan\Utility Construction\Phase2_0\2108004_ut_dtl_uc04_pshdgn