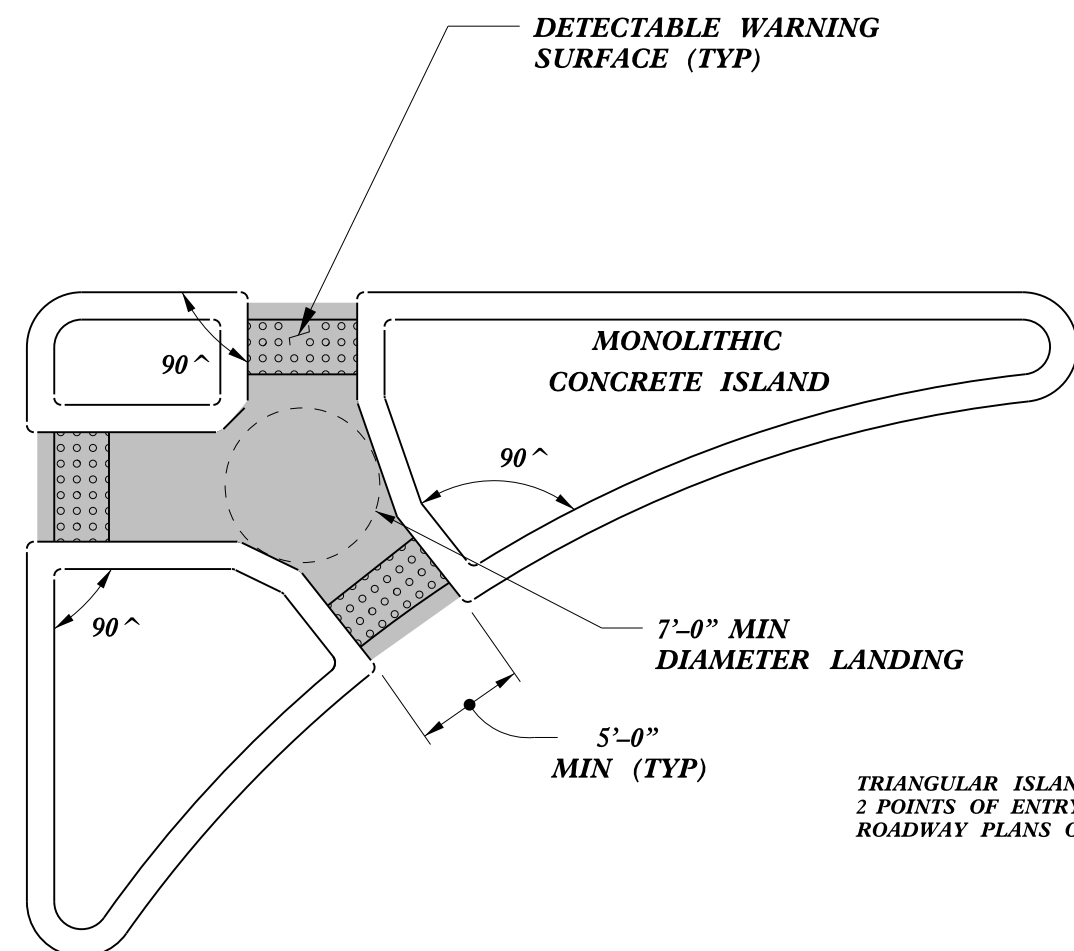
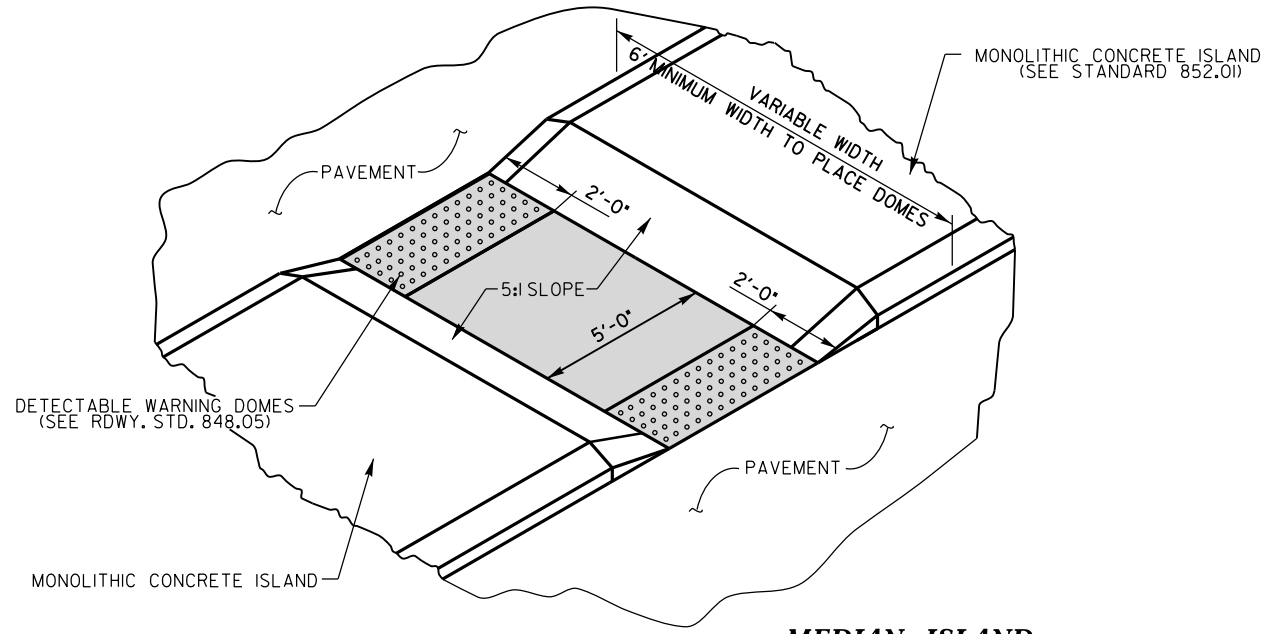


PAY LIMITS FOR 2 OR 3 CURB RAMPS  
(CALCULATE BASED ON NUMBER OF  
SETS OF TRUNCATED DOMES)

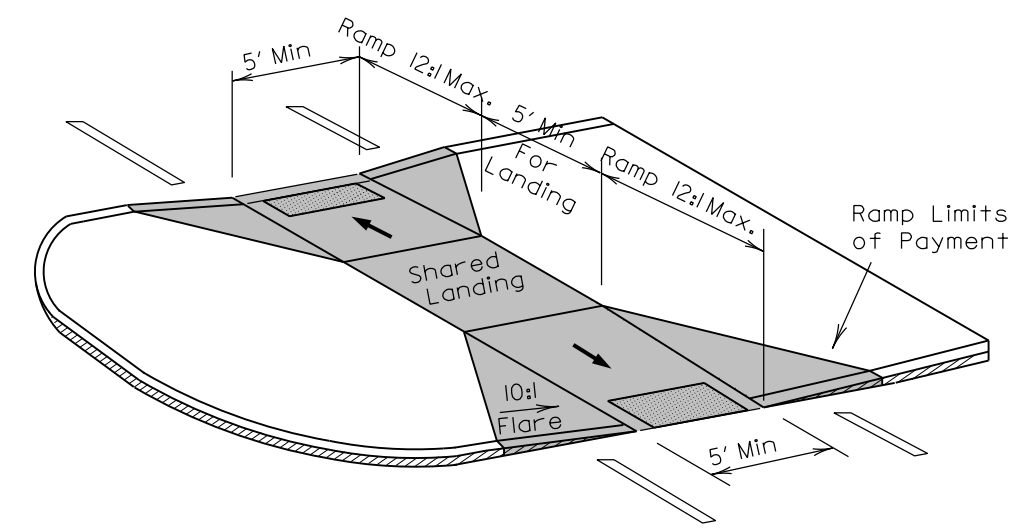


TRIANGULAR ISLANDS MAY BE CONSTRUCTED WITH ONLY  
2 POINTS OF ENTRY AND EXIT AS SHOWN IN THE  
ROADWAY PLANS OR AS DIRECTED BY THE ENGINEER.

**TRIANGULAR ISLAND  
WITH CUT THROUGH**



**MEDIAN ISLAND  
WITH CUT THROUGH**



**MEDIAN ISLAND  
CURB RAMPS**

5/14/99  
SYTIME  
SERIAL  
CADD  
USER  
NAME

DOCUMENT NOT CONSIDERED FINAL  
UNLESS ALL SIGNATURES COMPLETED

<b>CONTRACT STANDARDS AND DEVELOPMENT UNIT</b>	
Office 919-707-6950 FAX 919-250-4119	
<b>CURB RAMPS</b>	
Median or Turn Lane Islands	
ORIGINAL BY: J.S. HOWERTON	DATE: 7/7/11
MODIFIED BY:	DATE:
CHECKED BY:	DATE:
FILE SPEC: stds/2012CurbRamp/CurbRampDetails.dwg	



DocuSigned by:  
**Joel S Howerton**

11/18/2015

449E8E25522144F...