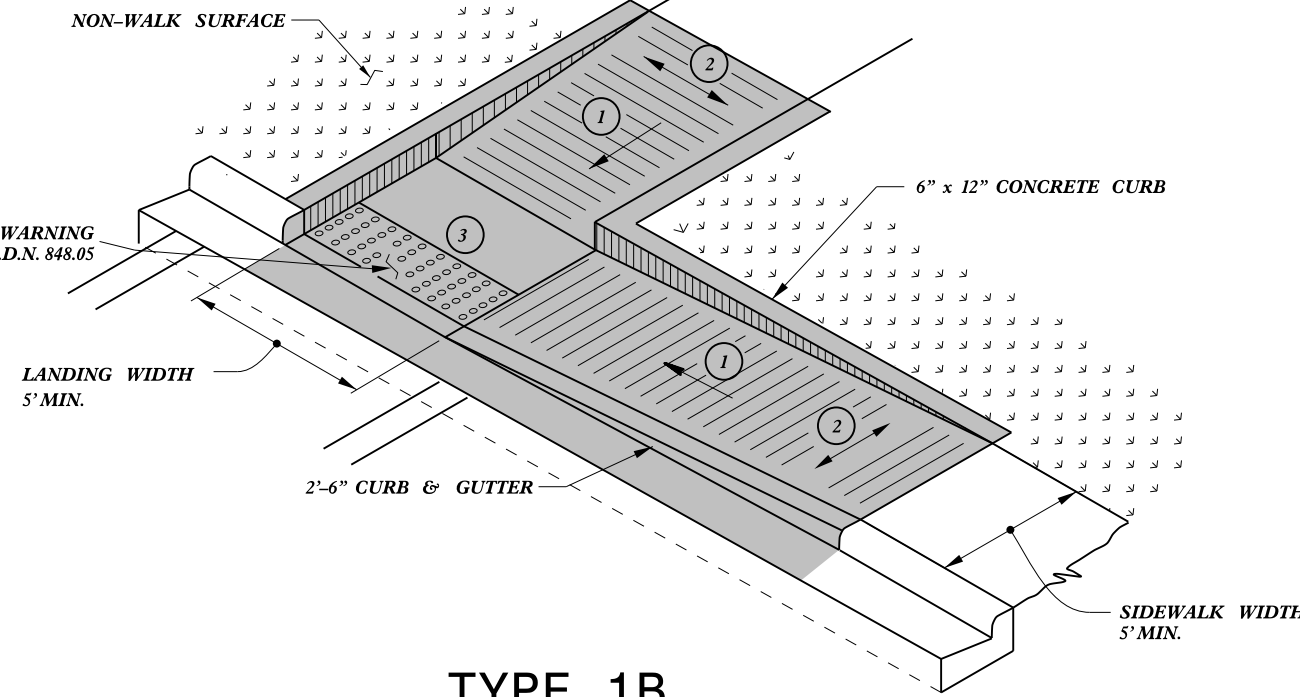
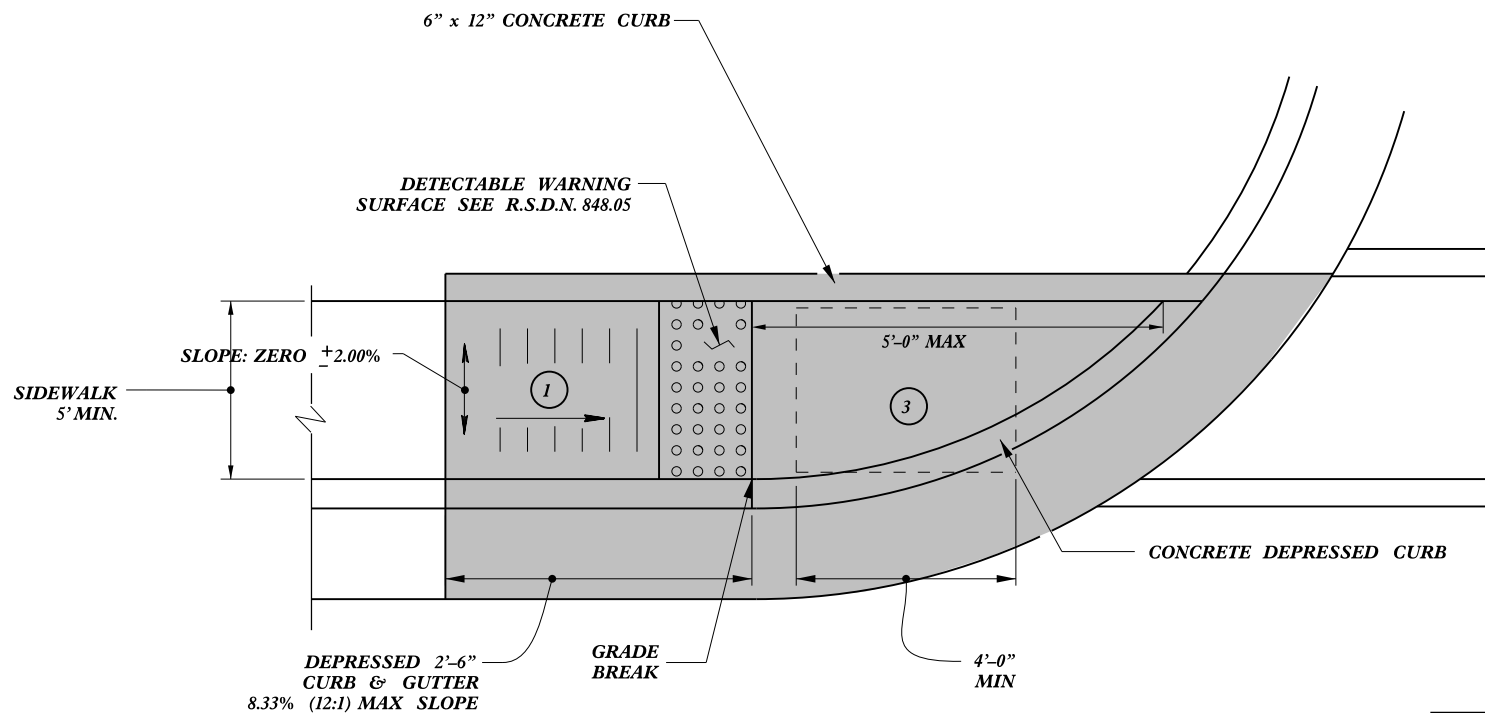


TYPE 1A



TYPE 1B




TYPE 1

PAY LIMITS FOR 1 CURB RAMP

- 1 8.33% (12:1) MAX RAMP SLOPE
- 2 CROSS SLOPE: 2.00%
- 3 CURB RAMPS REQUIRE A (4'-0") MINIMUM LANDING WITH A MAXIMUM CROSS SLOPE AND LONGITUDINAL SLOPE OF 2.00% WHERE PEDESTRIANS PERFORM TURNING MANEUVERS. SLOPE TO DRAIN TO CURB.

REFER TO ROADWAY STANDARD DRAWING NUMBER 848.05 SHEET 3 OF 3 FOR ALL RAMP NOTES



DocuSign by  
Joel S. Howerton

449E8E25522144F...  
11/18/2015

DOCUMENT NOT CONSIDERED FINAL UNLESS ALL SIGNATURES COMPLETED

CONTRACT STANDARDS AND DEVELOPMENT UNIT  
Office 919-707-6950 FAX 919-250-4119

**CURB RAMPS**  
Directional Ramps

ORIGINAL BY: J.S. HOWERTON DATE: 7/7/11  
MODIFIED BY: DATE:   
CHECKED BY: DATE:   
FILE SPEC: stds/2012CurbRamp/CurbRampDetails.dwg