

**This electronic collection of documents is provided
for the convenience of the user
and is Not a Certified Document –**

**The documents contained herein were originally issued
and sealed by the individuals whose names and license
numbers appear on each page, on the dates appearing
with their signature on that page.**

**This file or an individual page
shall not be considered a certified document.**


T.I.P.: U-2525C

CONTRACT: C204096

**STATE OF NORTH CAROLINA
DEPARTMENT OF TRANSPORTATION**

**SIGNING PLAN
GUILFORD COUNTY**

**LOCATION: GREENSBORO LOOP FROM US 29 NORTH OF
GREENSBORO TO EAST OF LAWNDALE DRIVE**

<small>TIP NO.</small> U-2525C	<small>SHEET NO.</small> SIGN-1
<small>DocuSigned by:</small> APPROVED: <u>Charles A. Johnson, III</u> <small>58A1500847F5A46</small>	
<small>DATE:</small> 12/15/2017	
	
DOCUMENT NOT CONSIDERED FINAL UNLESS ALL SIGNATURES COMPLETED	

ROADWAY STANDARD DRAWING

THE FOLLOWING ROADWAY STANDARDS AS APPEAR IN "ROADWAY STANDARD DRAWINGS" - PROJECT SERVICES UNIT - N.C. DEPARTMENT OF TRANSPORTATION - RALEIGH, N.C., DATED JANUARY 2018 ARE APPLICABLE TO THIS PROJECT AND BY REFERENCE HEREBY ARE CONSIDERED A PART OF THESE PLANS:

<u>STD. NO.</u>	<u>TITLE</u>
901.10	TYPE 'A' SIGNS
901.20	TYPE 'B' SIGNS
901.50	ARROWS AND SHIELDS
901.60	RIVET SPACING FOR OVERLAYED SIGNS
901.70	SIGN STRINGERS AND SUPPORT SPACING
901.80	SIGN MOUNTING DETAILS - FOR TYPE A AND TYPE B SIGNS
903.10	GROUND MOUNTED SIGN SUPPORTS
903.30	BARRIER SIGN SUPPORT ASSEMBLY
903.40	MEDIAN BARRIER SIGN SUPPORT AND ANCHORAGE
904.10	ORIENTATION OF GROUND MOUNTED SIGNS
904.20	SECONDARY SIGN MOUNTING
904.30	SUPPLEMENTAL SIGN MOUNTING
904.40	MILEPOST AND PLACEMENT
904.50	MOUNTING OF TYPE 'D', 'E' AND 'F' SIGNS ON 'U' CHANNEL POSTS

PAY ITEM NOTES

- 1 SIGN ERECTION, TYPE D, E, F
- 2 SIGN ERECTION, TYPE A (OVERHEAD)
- 3 SIGN ERECTION, TYPE B (OVERHEAD)
- 4 SIGN ERECTION, TYPE A (GROUND MOUNTED)
- 5 SIGN ERECTION, TYPE B (GROUND MOUNTED)
- 6 SIGN ERECTION, MILEMARKERS
- 7 SIGN ERECTION, OVERLAY (OVERHEAD)
- 8 SIGN ERECTION, OVERLAY (GROUND MOUNTED)
- 9 SIGN ERECTION, REPOSITION OVERHEAD
- 10 DISPOSAL OF SUPPORT, STEEL BEAM
- 11 DISPOSAL OF SIGN SYSTEM, STEEL BEAM
- 12 DISPOSAL OF SIGN SYSTEM, U-CHANNEL
- 13 DISPOSAL OF SIGN SYSTEM, OVERHEAD
- 14 DISPOSAL OF SUPPORT, U-CHANNEL
- 15 DISPOSAL OF SIGN, A OR B (OVERHEAD)
- 16 DISPOSAL OF SIGN, A OR B (GROUND MOUNTED)
- 17 DISPOSAL OF SIGN, D, E OR F
- 18 DISPOSAL OF SIGN, OVERLAY (OVERHEAD)
- 19 DISPOSAL OF SIGN, OVERLAY (GROUND MOUNTED)
- 20 SIGN ERECTION, RELOCATE, TYPE D (GROUND MOUNTED)
- 21 SUPPORTS, BARRIER MOUNTED (LARGE)
- 22 DISPOSAL OF SIGN SYSTEM, WOOD
- 23 TRAVEL TIME DYNAMIC MESSAGE SIGN

GENERAL NOTES

- . SIGNS FURNISHED BY STATE.
- . CONFIRM IN WRITING AT LEAST 4 MONTHS IN ADVANCE, THE ACTUAL DATE THE DEPARTMENT FURNISHED SIGNS WILL BE REQUIRED.
- . ALL PROPOSED SIGNS SEE PAY ITEM NOTE 1 UNLESS OTHERWISE NOTED.
- . ALL TYPE 'D' SIGNS SHALL BE MOUNTED ON TWO U-CHANNEL POSTS UNLESS OTHERWISE INDICATED ON THE PLANS.
- . IF REMOVAL OR RELOCATION OF SIGNS ON PRIVATE STREET (NON-STATE MAINTAINED) IS REQUIRED DUE TO CONSTRUCTION, THE CONTRACTOR SHALL INFORM THE ENGINEER. THE WORK WILL BE COMPLETED BY OTHERS.
- . WHEN NOT STATIONED OR DIMENSIONED ON PLANS, ALL TYPE 'E' AND 'F' SIGNS SHALL BE FIELD LOCATED BY THE ENGINEER.
- . ALL EXISTING SIGNS ON "U" CHANNEL POST WITHIN THE PROJECT LIMITS SHALL BE RETAINED UNLESS OTHERWISE NOTED ON PLANS.
- . WHEN EXISTING SIGNS ARE REMOVED AND INSTALLED ON NEW SUPPORTS, THE RE-ERECTION SHALL IMMEDIATELY FOLLOW THE REMOVAL.
- . THE BACKGROUND FOR TYPE 'E' AND 'F' SIGNS SHALL BE GRADE C REFLECTIVE SHEETING UNLESS OTHERWISE NOTED.
- . DO NOT BEGIN FABRICATION FOR TYPES A & B SIGNS MOUNTED ON OVERHEAD STRUCTURES OR STEEL SUPPORTS UNTIL "S" DIMENSIONS HAVE BEEN FIELD VERIFIED.
- . SEE ROADWAY PLANS FOR GUARD/GUIDE RAIL DETAILS.

PROJECT NOTES


- A. SHIELDS SHALL BE DEMOUNTABLE. SEE NCDOT STANDARD SPECIFICATIONS FOR ROADS AND STRUCTURES SECTION 901-3 (H)(3) FOR CONSTRUCTION METHODS. ERECTION SHALL BE PAID FOR AS A SIGN ERECTION, OVERLAY (OVERHEAD), SEE PAY ITEM NOTE 7. SEE NCDOT STANDARD SPECIFICATIONS FOR ROADS AND STRUCTURES SECTION 904-3(D) FOR CONSTRUCTION METHODS.
- B. REMOVE EXISTING TYPE 'F' SIGN(S) AS SHOWN (SEE PAY ITEM 17). REPOSITIONING OF REMAINING 'F' SIGNS IS INCIDENTAL TO REMOVAL. CUT AND DISPOSE OF U-CHANNEL SUPPORT(S) NO LONGER IN USE (SEE PAY ITEM NOTE 14). SEE NCDOT STANDARD SPECIFICATIONS, SECTION 1076-7 FOR REPAIR OF GALVANIZING.
- C. SHIELDS SHALL BE DEMOUNTABLE. SEE NCDOT STANDARD SPECIFICATIONS FOR ROADS AND STRUCTURES SECTION 901-3 (H)(3) FOR CONSTRUCTION METHODS. ERECTION SHALL BE PAID FOR AS A SIGN ERECTION, OVERLAY (GROUND MOUNTED), SEE PAY ITEM NOTE 8. SEE NCDOT STANDARD SPECIFICATIONS FOR ROADS AND STRUCTURES SECTION 904-3(D) FOR CONSTRUCTION METHODS.
- D. ERECT PROPOSED SIGN ON EXISTING SUPPORTS WITH NEW H-SECTIONS: REMOVE AND DISPOSE OF EXISTING H-SECTIONS (SEE PAY ITEM NOTE 10) AND REPLACE WITH NEW H-SECTIONS.
- E. CUT AND DISPOSE OF SUPPORTS ABOVE TOP OF REMAINING SIGN PANEL(S) (SEE PAY ITEM NOTE 10). SEE NCDOT STANDARD SPECIFICATIONS, SECTION 1076-7 FOR REPAIR OF GALVANIZING.

INDEX

<u>SHEET NO.</u>	<u>DESCRIPTION</u>
SIGN-1	TITLE SHEET
SIGN-1A	SUMMARY OF QUANTITIES
SIGN-1B	KEY SHEET
SIGN-2-2A	SUPPORT INFORMATION
SIGN-3-3GG	OVERHEAD DETAILS
SIGN-4-4GG	SIGN DESIGNS, TYPE 'E' AND 'F' SHEETS, MILEMARKERS
SIGN-5-5E	OVERLAY DETAILS
SIGN-6-6B	I-85 BUSINESS REMOVAL OVERLAY DETAILS
SIGN-7-56	SIGNING PLAN SHEETS

PLANS REVIEWED BY: N.C.D.O.T. SIGNING AND DELINEATION UNIT


KELVIN JORDAN SIGNING & DELINEATION REGIONAL ENGINEER
ASHLEY MATTHEWS SIGNING & DELINEATION PROJECT DESIGN ENGINEER



PLANS PREPARED BY : HNTB NORTH CAROLINA, P.C.
343 E. Six Forks Road, Suite 200
Raleigh, North Carolina 27609
NC License No: C-1554
(919) 546-8997

HNTB


C.A. JOHNSON, III, PE SIGNING PROJECT ENGINEER
A.D. KLINKSIEK, PE, PTOE SIGNING DESIGN ENGINEER
T.R. TERRELL SIGNING DESIGN TECHNICIAN

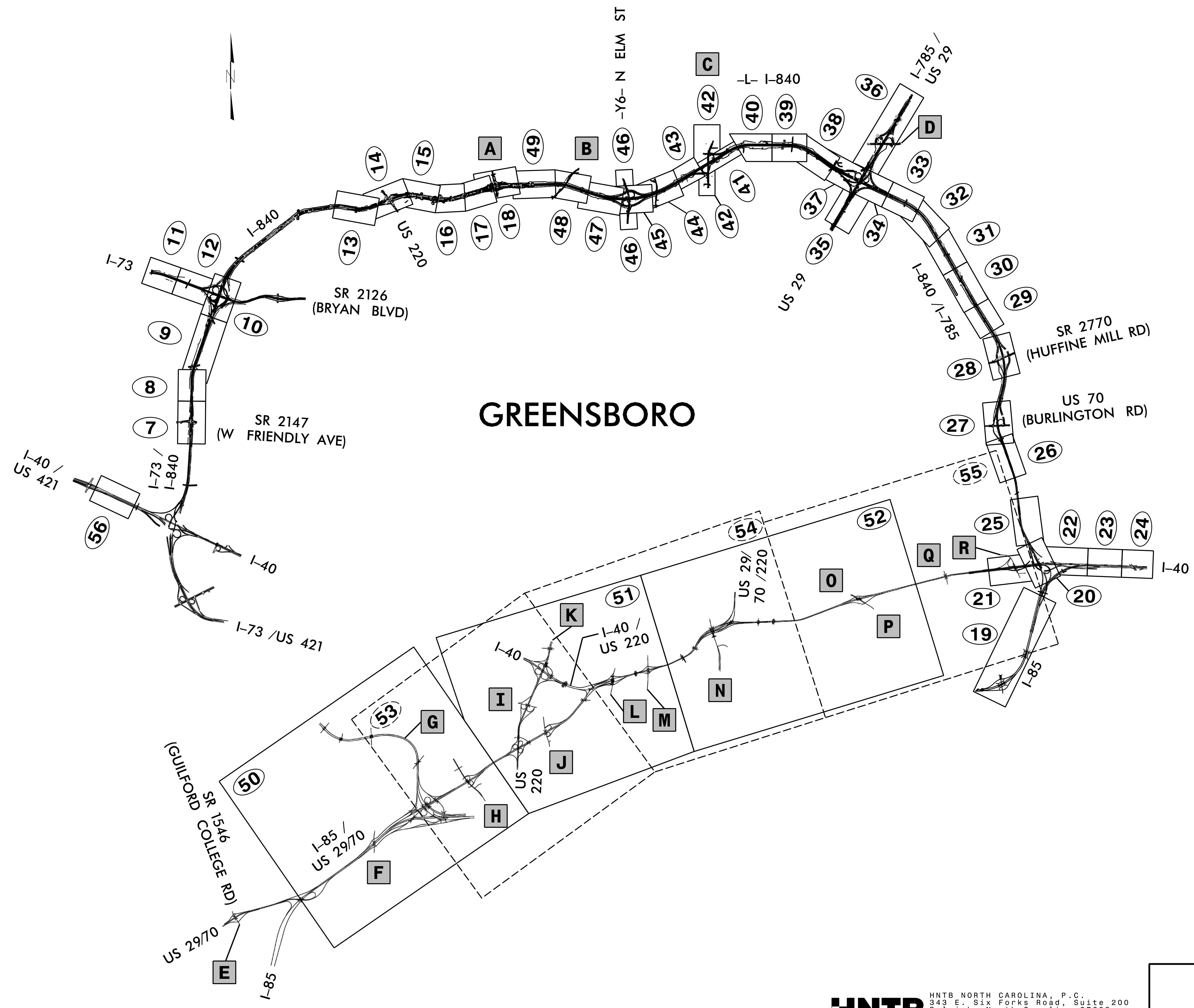
TIP NO. U-2525C	SHEET NO. SIGN-1A
APPROVED: <u>Charles A. Johnson, III</u> <small>DocuSigned by: Charles A. Johnson, III SSA1591647F5448</small>	
DATE: 12/15/2017	
	
DOCUMENT NOT CONSIDERED FINAL UNLESS ALL SIGNATURES COMPLETED	

SUMMARY OF QUANTITIES

ITEM NO.		ITEM DESCRIPTION	QUANTITY	UNIT
DESC. NO.	SECT. NO.			
4048000000	902	REINFORCED CONCRETE SIGN FOUNDATION	13	C.Y.
4054000000	902	PLAIN CONCRETE SIGN FOUNDATION	2	C.Y.
4057000000	SP	OVERHEAD FOOTING	319	C.Y.
4060000000	903	SUPPORTS, BREAKAWAY STEEL BEAM	15148	LB.
4066000000	903	SUPPORTS, SIMPLE STEEL BEAM	1199	LB.
4072000000	903	SUPPORTS, 3 LB STEEL U-CHANNEL	3799	L.F.
4080000000	903	SUPPORTS, BARRIER (LARGE)	9	EA.
4082100000	906	SUPPORTS, OVERHEAD SIGN STRUCTURE 'A' AT STATION -L- 291+50	1	L.S.
4082100000	906	SUPPORTS, OVERHEAD SIGN STRUCTURE 'B' AT STATION -LACFLY- 22+50	1	L.S.
4082100000	906	SUPPORTS, OVERHEAD SIGN STRUCTURE 'C' AT STATION -L- 316+00 LT	1	L.S.
4082100000	906	SUPPORTS, OVERHEAD SIGN STRUCTURE 'D' AT STATION -L- 294+00 LT	1	L.S.
4082100000	906	SUPPORTS, OVERHEAD SIGN STRUCTURE 'E' AT STATION -L- 328+50	1	L.S.
4082100000	906	SUPPORTS, OVERHEAD SIGN STRUCTURE 'F' AT STATION -L- 357+00	1	L.S.
4082100000	906	SUPPORTS, OVERHEAD SIGN STRUCTURE 'G' AT STATION -L- 346+00 LT	1	L.S.
4082100000	906	SUPPORTS, OVERHEAD SIGN STRUCTURE 'H' AT STATION -L- 383+50	1	L.S.
4082100000	906	SUPPORTS, OVERHEAD SIGN STRUCTURE 'I' AT STATION -L- 385+00 LT	1	L.S.
4082100000	906	SUPPORTS, OVERHEAD SIGN STRUCTURE 'J' AT STATION -L- 419+00 LT	1	L.S.
4082100000	906	SUPPORTS, OVERHEAD SIGN STRUCTURE 'K' AT STATION -L- 428+50	1	L.S.
4082100000	906	SUPPORTS, OVERHEAD SIGN STRUCTURE 'L' AT STATION -L- 456+00	1	L.S.
4082100000	906	SUPPORTS, OVERHEAD SIGN STRUCTURE 'M' AT STATION -L- 468+50	1	L.S.
4082100000	906	SUPPORTS, OVERHEAD SIGN STRUCTURE 'N' AT STATION -L- 450+00 LT	1	L.S.
4082100000	906	SUPPORTS, OVERHEAD SIGN STRUCTURE 'O' AT STATION -L- 488+00 LT	1	L.S.
4082100000	906	SUPPORTS, OVERHEAD SIGN STRUCTURE 'P' AT STATION -L- 512+00	1	L.S.
4082100000	906	SUPPORTS, OVERHEAD SIGN STRUCTURE 'Q' AT STATION -L- 529+50 LT	1	L.S.
4082100000	906	SUPPORTS, OVERHEAD SIGN STRUCTURE 'R' AT STATION -L- 540+00	1	L.S.
4082100000	906	SUPPORTS, OVERHEAD SIGN STRUCTURE 'S' AT STATION -L- 507+00 LT	1	L.S.
4096000000	904	SIGN ERECTION, TYPE D	14	EA.
4102000000	904	SIGN ERECTION, TYPE E	130	EA.
4108000000	904	SIGN ERECTION, TYPE F	31	EA.
4109000000	904	SIGN ERECTION, TYPE A (OVERHEAD)	18	EA.
4109000000	904	SIGN ERECTION, TYPE B (OVERHEAD)	1	EA.
4110000000	904	SIGN ERECTION, TYPE A (GROUND MOUNTED)	28	EA.
4110000000	904	SIGN ERECTION, TYPE B (GROUND MOUNTED)	1	EA.
4114000000	904	SIGN ERECTION, MILEMARKERS	50	EA.
4115000000	904	SIGN ERECTION, OVERLAY (OVERHEAD)	112	EA.
4116000000	904	SIGN ERECTION, OVERLAY (GROUND MOUNTED)	4	EA.
4116100000	904	SIGN ERECTION, RELOCATE, TYPE D (GROUND MOUNTED)	1	EA.
4116200000	904	SIGN ERECTION, REPOSITION OVERHEAD	13	EA.
4138000000	907	DISPOSAL OF SUPPORT, STEEL BEAM	6	EA.
4149000000	907	DISPOSAL OF SIGN SYSTEM, OVERHEAD	1	EA.
4152000000	907	DISPOSAL OF SIGN SYSTEM, STEEL BEAM	13	EA.
4155000000	907	DISPOSAL OF SIGN SYSTEM, U-CHANNEL	80	EA.
4158000000	907	DISPOSAL OF SIGN SYSTEM, WOOD	1	EA.
4192000000	907	DISPOSAL OF SUPPORT, U-CHANNEL	57	EA.
4234000000	907	DISPOSAL OF SIGN, A OR B (OVERHEAD)	27	EA.
4236000000	907	DISPOSAL OF SIGN, A OR B (GROUND MOUNTED)	6	EA.
4238000000	907	DISPOSAL OF SIGN, D, E OR F	161	EA.
4241000000	907	DISPOSAL OF SIGN, OVERLAY (OVERHEAD)	35	EA.
4242000000	907	DISPOSAL OF SIGN, OVERLAY (GROUND MOUNTED)	2	EA.
7980000000	SP	TRAVEL TIME DYNAMIC MESSAGE SIGN	2	EA.

SUMMARY OF QUANTITIES

TIP NO. U-2525C	SHEET NO. SIGN-1B
APPROVED: <i>Charles A. Johnson, III</i> SSA15010475646	
DATE: 12/15/2017	
SEAL	
	
DOCUMENT NOT CONSIDERED FINAL UNLESS ALL SIGNATURES COMPLETED	



LEGEND

- (##)** PLAN SHEET NUMBER
- Y-LINE LABEL

Y-LINE LABELS

- A** -Y8- SR 2303 (LAWNDALE DR)
- B** -Y7- SR 2490 (LAKE JEANETTE RD)
- C** -Y4- SR 2523 (YANCEYVILLE ST)
- D** SR 2565 (HICONE RD)
- E** SR 1546 (VICKREY CHAPEL RD)
- F** SR 1129 (GROOMETOWN RD)
- G** I-73 /US 421
- H** SR 1117 (HOLDEN RD)
- I** CREEK RIDGE RD
- J** SR 1115 (REHOBETH CHURCH RD)
- K** SR 1398 (FREEMAN MILL RD)
- L** SR 1007 (RANDLEMAN RD)
- M** SOUTH ELM-EUGENE ST
- N** SR 3762 (MARTIN LUTHER KING JR DR)
- O** SR 4240 (GATE CITY BLVD)
- P** SR 3037 (LEE ST)
- Q** SR 3029 (YOUNGS MILL RD)
- R** SR 3000 (MCCONNELL RD)

KEY SHEET

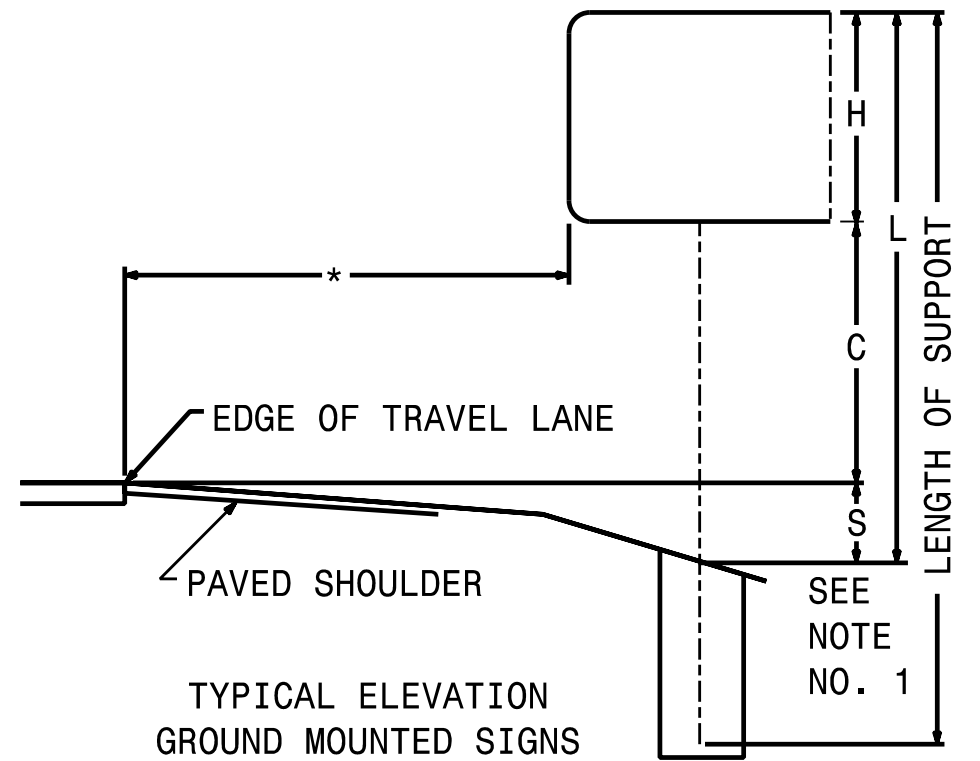
TIP NO. U-2525C	SHEET NO. SIGN-2
APPROVED: <i>Charles A. Johnson, III</i> <small>SM155847F5A6E</small>	
DATE: 12/14/2017	
DOCUMENT NOT CONSIDERED FINAL UNLESS ALL SIGNATURES COMPLETED	

Version: 3.1 Posted: 6/2/2017

NUMBER	TYPE	SIGN SIZE (in.)			ROADWAY STATION	NUMBER OF SUPPORTS	BEAM SECTION	SUPPORT TYPE BA or S	OMNI COUPLER	ATTACHMENT METHOD	MOUNTING METHOD	HORIZONTAL CLEARANCE* (ft.)	SUPPORT SPACING	LENGTH (ft)			LEFT SUPPORT (ft)			CENTER SUPPORT (ft)			RIGHT SUPPORT (ft)			SUPPORT WEIGHTS		FOOTINGS				FIELD VERIFIED SEE NOTE 2 (mm/dd/yy)
		w	x	h										SNS HT	MTG HT	EMBED-MENT	S	L	LENGTH	S	L	TOTAL LENGTH	S	L	LENGTH	B/A (lbs.)	SIMPLE (lbs.)	DIAMETER (ft.)	DEPTH (ft.)	REINFORCED (c.y.)	PLAIN (c.y.)	
		"H"	"C"											S	L		S	L		S	L		B/A	SIMPLE	DIAMETER	DEPTH	REINFORCED	PLAIN				
101	A	186	x	108	I-785 NB	2	W6x16	BA	N/A	N/A	N/A	31.00	9.08	9.00	7.85	4.0	2.25	19.10	23.10	0.00	0.00	0.00	-0.85	16.00	20.00	783.60	0	1.5	4.5	0.59	0.00	_____
102	A	186	x	108	I-785 SB	2	W6x16	BA	N/A	N/A	N/A	30.00	9.08	9.00	7.00	4.0	1.80	17.80	21.80	0.00	0.00	0.00	1.90	17.90	21.90	793.20	0	1.5	4.5	0.59	0.00	_____
103	A	156	x	180	-Y3(U-2525B)-23+00 LT	2	W8x18	BA	N/A	N/A	N/A	18.00	7.62	15.00	7.00	4.5	0.26	22.26	26.76	0.00	0.00	0.00	0.60	22.60	27.10	1109.48	0	2.0	5	1.16	0.00	_____
104	A	156	x	168	-Y3(U-2525B)-14+50 LT	2	W6x16	BA	N/A	N/A	N/A	18.00	7.62	14.00	7.42	4.5	-0.42	21.00	25.50	0.00	0.00	0.00	-0.21	21.21	25.71	913.36	0	1.5	5	0.65	0.00	_____
105	A	156	x	180	-Y3(U-2525B)-13+00	2	W6x16	BA	N/A	N/A	N/A	18.00	7.62	15.00	7.43	4.5	-0.43	22.00	26.50	0.00	0.00	0.00	-0.34	22.09	26.59	943.44	0	1.5	5	0.65	0.00	_____
106	A	156	x	150	-Y3(U-2525B)-21+50	2	W8x18	BA	N/A	N/A	N/A	18.00	7.62	12.50	7.00	4.0	2.76	22.26	26.26	0.00	0.00	0.00	3.13	22.63	26.63	1092.02	0	2.0	4.5	1.05	0.00	_____
107	A	186	x	108	-L- 109+50	2	W6x16	BA	N/A	N/A	N/A	31.00	9.08	9.00	7.09	4.0	3.19	19.28	23.28	0.00	0.00	0.00	-0.09	16.00	20.00	786.48	0	1.5	4.5	0.59	0.00	_____
108	A	186	x	108	-L- 233+00 LT	2	W8x18	BA	N/A	N/A	N/A	30.00	9.08	9.00	9.15	4.0	2.34	20.49	24.49	0.00	0.00	0.00	-2.15	16.00	20.00	940.82	0	2.0	4.5	1.05	0.00	_____
109	A	132	x	84	-Y4- 23+00 LT	2	S4x7.7	BA	N/A	N/A	N/A	18.00	6.45	7.00	7.53	3.5	-0.33	14.20	17.70	0.00	0.00	0.00	-0.53	14.00	17.50	311.04	0	1.0	4	0.00	0.23	_____
110	A	156	x	66	-Y4- 35+00	2	W6x12	BA	N/A	N/A	N/A	18.00	7.62	5.50	7.00	3.5	3.51	16.01	19.51	0.00	0.00	0.00	5.47	17.97	21.47	569.76	0	1.5	4	0.52	0.00	_____
111	A	156	x	150	-Y4- 20+00	2	W6x16	BA	N/A	N/A	N/A	13.50	7.62	12.50	7.00	4.5	1.77	21.27	25.77	0.00	0.00	0.00	1.45	20.95	25.45	913.52	0	1.5	5	0.65	0.00	_____
112	A	156	x	150	-Y4- 39+50 LT	2	W8x18	BA	N/A	N/A	N/A	16.00	7.62	12.50	7.00	4.0	1.85	21.35	25.35	0.00	0.00	0.00	3.12	22.62	26.62	1075.46	0	2.0	4.5	1.05	0.00	_____
113	A	156	x	150	-Y6- 30+80 LT	2	W6x16	BA	N/A	N/A	N/A	14.00	7.62	12.50	7.00	4.5	0.60	20.10	24.60	0.00	0.00	0.00	2.14	21.64	26.14	905.84	0	1.5	5	0.65	0.00	_____
114	A	132	x	84	-Y6- 21+00 LT	2	W6x9	BA	N/A	N/A	N/A	14.00	6.45	7.00	7.00	3.0	0.52	14.52	17.52	0.00	0.00	0.00	2.13	16.13	19.13	393.85	0	1.5	3.5	0.46	0.00	_____
115	A	156	x	66	-Y6- 27+50	2	W6x9	BA	N/A	N/A	N/A	12.00	7.62	5.50	11.11	3.0	-1.57	15.04	18.04	0.00	0.00	0.00	-4.11	12.50	15.50	365.86	0	1.5	3.5	0.46	0.00	_____
116	A	156	x	150	-Y6- 17+50	2	W8x21	S	N/A	N/A	N/A	20.00	7.62	12.50	7.00	4.5	2.64	22.14	26.64	0.00	0.00	0.00	6.45	25.95	30.45	0	1198.89	2.0	5	1.16	0.00	_____
117	A	192	x	90	-L- 531+50	2	W8x18	BA	N/A	N/A	N/A	20.00	9.38	7.50	7.00	4.0	3.84	18.34	22.34	0.00	0.00	0.00	8.53	23.03	27.03	1028.66	0	2.0	4.5	1.05	0.00	_____


NOTES:

- DIMENSION "S" REPRESENTS AN INCREASE (+), OR A DECREASE (-) IN POLE LENGTH, RELATIVE TO THE ELEVATION OF THE EDGE OF TRAVEL LANE.
- FIELD VERIFICATIONS SHALL BE REQUIRED FOR ALL SUPPORTS, SEE (*) ARTICLE 903-3. FABRICATORS SHALL BE AISC CERTIFIED IN CATEGORY 1, SEE (*) ARTICLE 1072-1. (*) = N.C.D.O.T. STANDARD SPECIFICATIONS FOR ROADS AND STRUCTURES
- PLAN LOCATIONS FOR EXISTING UTILITIES ARE BASED ON THE BEST AVAILABLE INFORMATION AND, THEREFORE MAY NOT BE PRECISELY ACCURATE. THEREFORE, IT IS INCUMBENT UPON THE CONTRACTOR TO DETERMINE THE EXACT LOCATION OF UTILITIES BEFORE BEGINNING WORK IN A LOCATION.



HNTB
 HNTB NORTH CAROLINA, P.C.
 343 E. Six Forks Road, Suite 200
 Raleigh, North Carolina 27609
 NC License No: C-1554
 (919) 546-8997

**TYPE 'A' AND TYPE 'B'
GROUND MOUNTED SIGNS**

TIP NO. U-2525C	SHEET NO. SIGN-2A
APPROVED: <i>Charles A. Johnson, III</i> <small>59A1958B47F54A6</small>	
DATE: 12/14/2017	
	
DOCUMENT NOT CONSIDERED FINAL UNLESS ALL SIGNATURES COMPLETED	

Version: 3.1 Posted: 6/2/2017

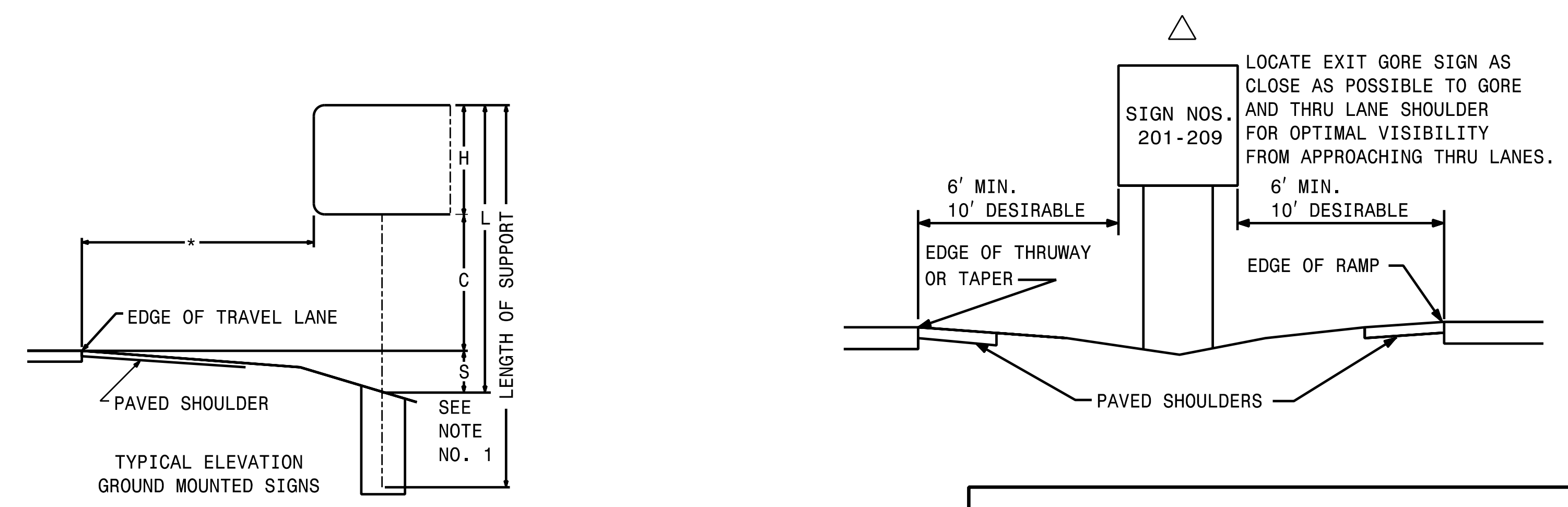
NUMBER	TYPE	SIGN SIZE (in.)			ROADWAY STATION	NUMBER OF SUPPORTS	BEAM SECTION	SUPPORT TYPE BA or S	OMNI COUPLER	ATTACHMENT METHOD	MOUNTING METHOD	HORIZONTAL CLEARANCE* (ft.)	SUPPORT SPACING	LENGTH (ft)			LEFT SUPPORT (ft)			CENTER SUPPORT (ft)			RIGHT SUPPORT (ft)			SUPPORT WEIGHTS		FOOTINGS				FIELD VERIFIED SEE NOTE 2 (mm/dd/yy)								
		w	x	h										SNS HT	MTG HT	EMBED-MENT	S	L	LENGTH	S	L	TOTAL LENGTH	S	L	LENGTH	B/A (lbs.)	SIMPLE (lbs.)	DIAMETER (ft.)	DEPTH (ft.)	REINFORCED (c.y.)	PLAIN (c.y.)									
		"H"	"C"																																					
201	A	78	x	60	-L- 503+89 +/- LT	2	S3x5.7	BA	N/A	N/A	N/A	Δ	3.81	5.00	7.00	2.5	0.50	12.50	15.00	0.00	0.00	0.00	0.50	12.50	15.00	207.00	0	1.0	3	0.00	0.17									
202A 202B	A B	126 126	x x	60 24	-Y13CD- 33+86 +/-	2	S4x7.7	BA	N/A	N/A	N/A	Δ	6.15	7.00	7.00	3.5	0.50	14.50	18.00	0.00	0.00	0.00	0.50	14.50	18.00	317.20	0	1.0	4	0.00	0.23									
203	A	126	x	60	-Y13CD- 49+90 +/-	2	S3x5.7	BA	N/A	N/A	N/A	Δ	6.15	5.00	7.00	3.0	0.50	12.50	15.50	0.00	0.00	0.00	0.50	12.50	15.50	212.70	0	1.0	3.5	0.00	0.20									
204	A	138	x	60	-L- 287+67 +/- LT	2	S4x7.7	BA	N/A	N/A	N/A	Δ	6.74	5.00	7.00	3.0	0.50	12.50	15.50	0.00	0.00	0.00	0.50	12.50	15.50	278.70	0	1.0	3.5	0.00	0.20									
205	A	108	x	60	-LACFLY- 25+42 +/-	2	S3x5.7	BA	N/A	N/A	N/A	Δ	5.27	5.00	7.00	2.5	0.50	12.50	15.00	0.00	0.00	0.00	0.50	12.50	15.00	207.00	0	1.0	3	0.00	0.17									
206	A	78	x	60	-L- 387+02 +/-	2	S3x5.7	BA	N/A	N/A	N/A	Δ	3.81	5.00	7.00	2.5	0.50	12.50	15.00	0.00	0.00	0.00	0.50	12.50	15.00	207.00	0	1.0	3	0.00	0.17									
207	A	78	x	60	-L- 415+30 +/- LT	2	S3x5.7	BA	N/A	N/A	N/A	Δ	3.81	5.00	7.00	2.5	0.50	12.50	15.00	0.00	0.00	0.00	0.50	12.50	15.00	207.00	0	1.0	3	0.00	0.17									
208	A	78	x	60	-L- 458+30 +/-	2	S3x5.7	BA	N/A	N/A	N/A	Δ	3.81	5.00	7.00	2.5	0.50	12.50	15.00	0.00	0.00	0.00	0.50	12.50	15.00	207.00	0	1.0	3	0.00	0.17									
209	A	78	x	60	-L- 484+30 +/- LT	2	S3x5.7	BA	N/A	N/A	N/A	Δ	3.81	5.00	7.00	2.5	0.50	12.50	15.00	0.00	0.00	0.00	0.50	12.50	15.00	207.00	0	1.0	3	0.00	0.17									
701	A	168	x	108	I-785 SB	2	W8x18	BA	N/A	N/A	N/A	32.00	8.79	9.00	ERECT PROPOSED SIGN ON EXISTING SUPPORTS																									
702**	A	72	x	114	US 29 SB	2	W6x9	BA	N/A	N/A	N/A	N/A	3.52	9.50	7.00	N/A	N/A	9.50	9.50	0.00	0.00	0.00	N/A	9.50	9.50	171.00	0	0.0	0	0.00	0.00									

**REPLACE EXISTING 'H' SECTIONS WITH NEW 'H' SECTIONS.

TOTAL	TOTAL	TOTAL	TOTAL
15147.99	1198.89	12.34	1.92
USE:	15148.00	1199.00	13.00
			2.00


NOTES:

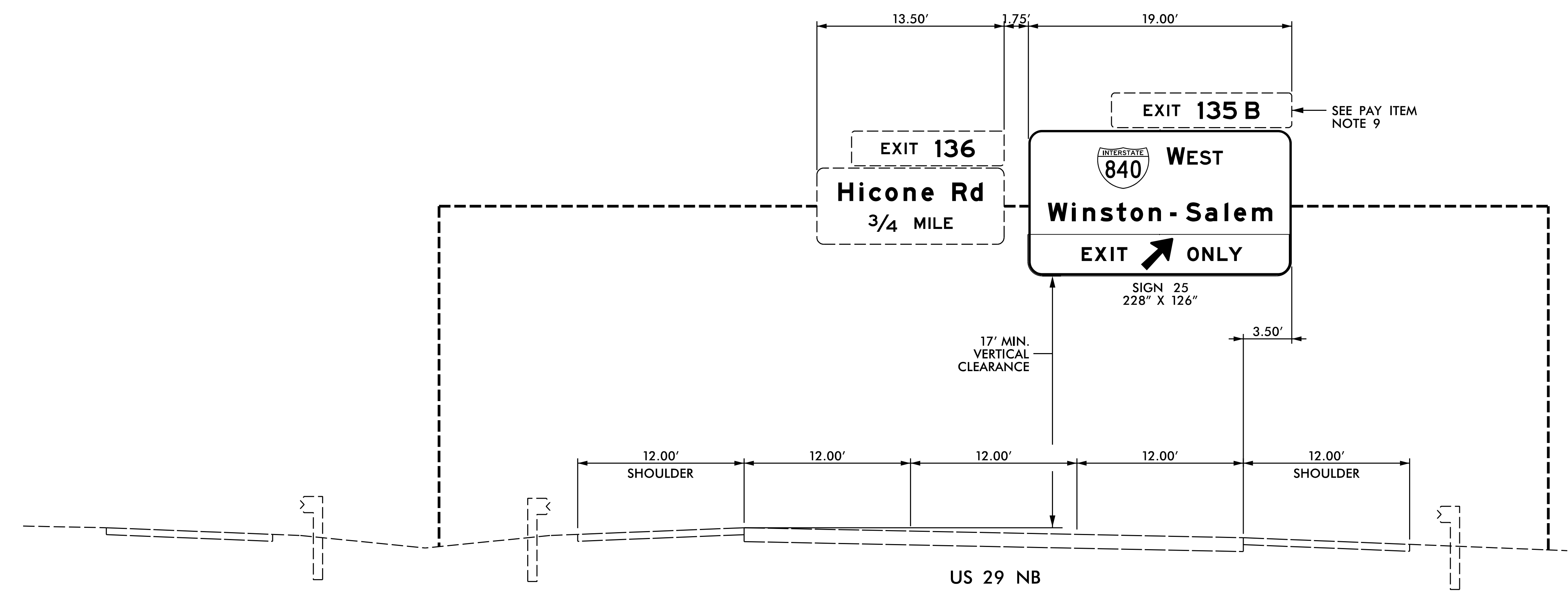
- DIMENSION "S" REPRESENTS AN INCREASE (+), OR A DECREASE (-) IN POLE LENGTH, RELATIVE TO THE ELEVATION OF THE EDGE OF TRAVEL LANE.
- FIELD VERIFICATIONS SHALL BE REQUIRED FOR ALL SUPPORTS, SEE (*) ARTICLE 903-3. FABRICATORS SHALL BE AISC CERTIFIED IN CATEGORY 1, SEE (*) ARTICLE 1072-1. (*) = N.C.D.O.T. STANDARD SPECIFICATIONS FOR ROADS AND STRUCTURES
- PLAN LOCATIONS FOR EXISTING UTILITIES ARE BASED ON THE BEST AVAILABLE INFORMATION AND, THEREFORE MAY NOT BE PRECISELY ACCURATE. THEREFORE, IT IS INCUMBENT UPON THE CONTRACTOR TO DETERMINE THE EXACT LOCATION OF UTILITIES BEFORE BEGINNING WORK IN A LOCATION.



HNTB
 HNTB NORTH CAROLINA, P.C.
 343 E. Six Forks Road, Suite 200
 Raleigh, North Carolina 27609
 NC License No: C-1554
 (919) 546-8997

**TYPE 'A' AND TYPE 'B'
 GROUND MOUNTED SIGNS**

TIP NO. U-2525C	SHEET NO. SIGN-3
APPROVED: <i>Charles A. Johnson, III</i> <small>58A1958B47F54A6</small>	
DATE: 12/14/2017	
SEAL	
	
DOCUMENT NOT CONSIDERED FINAL UNLESS ALL SIGNATURES COMPLETED	



**U-2525B
OVERHEAD SIGN STRUCTURE 'R'**

NOTES:


SEE STANDARD 904-3(B)(3) FOR REQUIREMENTS OF NEW STRUCTURAL MEMBERS, MOUNTING HARDWARE FOR NEW SIGNS, SHOP DRAWINGS, BRACING AND ACCESSORY HARDWARE FOR ATTACHMENTS.

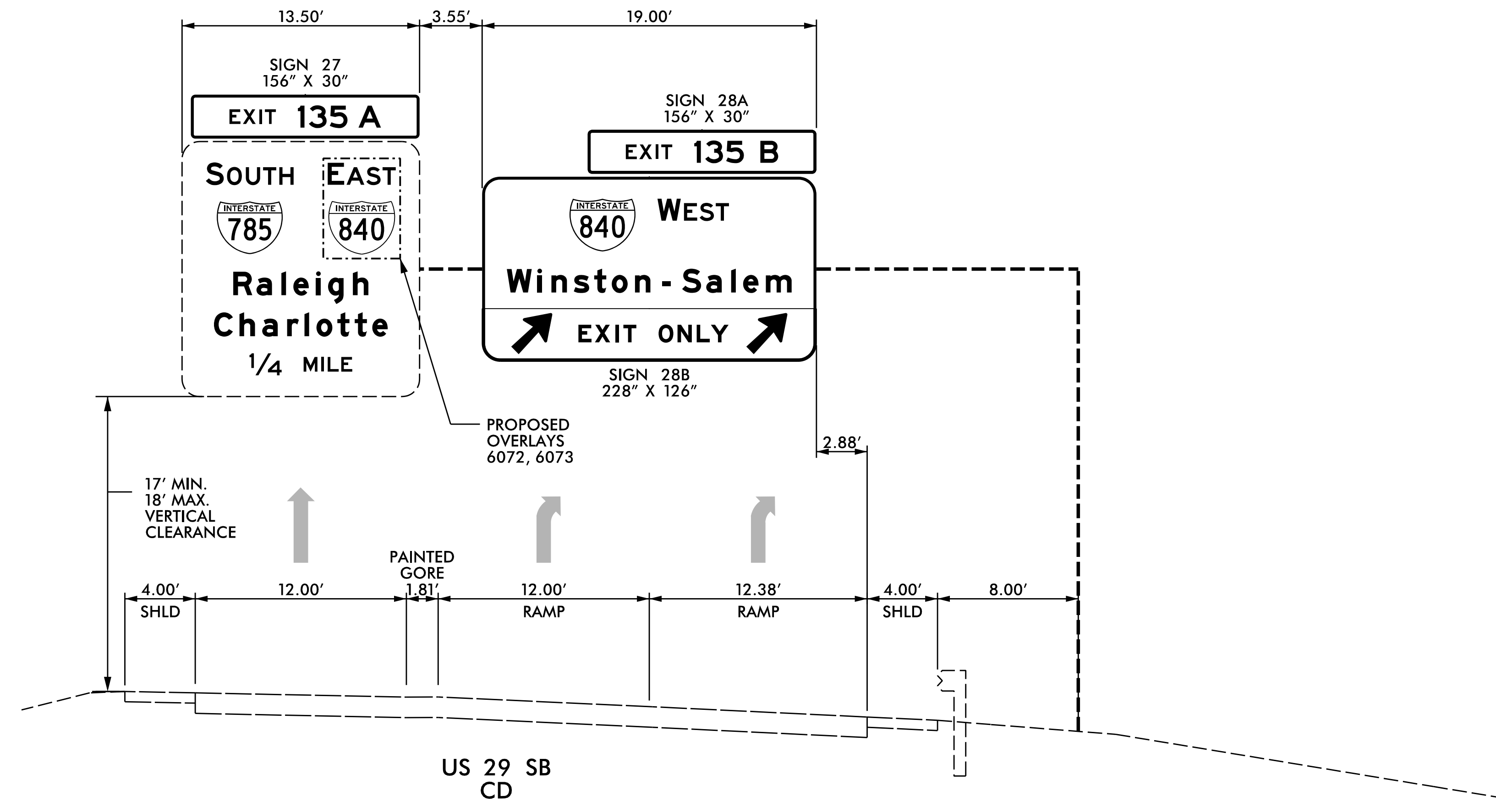
SEE NCDOT STANDARD SPECIFICATIONS, SECTION 1076-6 FOR REPAIR OF GALVANIZING.

ERECT PROPOSED PRIMARY SIGN CENTER JUSTIFIED ON EXISTING HORIZONTAL MEMBER WITH 17' MINIMUM CLEARANCE.

HNTB
 HNTB NORTH CAROLINA, P.C.
 343 E. Six Forks Road, Suite 200
 Raleigh, North Carolina 27609
 NC License No: C-1554
 (919) 546-8997

**EXISTING OVERHEAD
SIGN ASSEMBLY 'AA'
US 29 NB**

TIP NO. U-2525C	SHEET NO. SIGN-3A
APPROVED: <i>Charles A. Johnson, III</i> <small>DocuSigned by: CSA1585847F54A6</small>	
DATE: 12/14/2017	
SEAL	
	
DOCUMENT NOT CONSIDERED FINAL UNLESS ALL SIGNATURES COMPLETED	



**U-2525B
OVERHEAD SIGN STRUCTURE 'W'**

NOTES:


SEE STANDARD 904-3(B)(3) FOR REQUIREMENTS OF NEW STRUCTURAL MEMBERS, MOUNTING HARDWARE FOR NEW SIGNS, SHOP DRAWINGS, BRACING AND ACCESSORY HARDWARE FOR ATTACHMENTS.

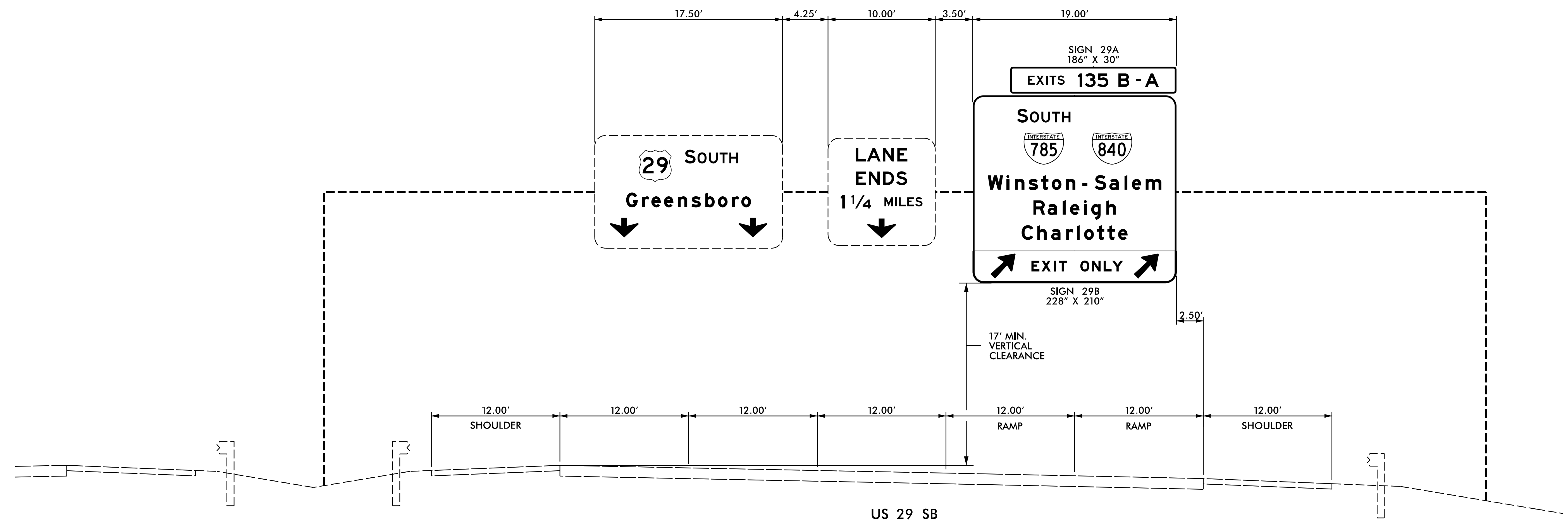
SEE NCDOT STANDARD SPECIFICATIONS, SECTION 1076-6 FOR REPAIR OF GALVANIZING.

ERECT PROPOSED PRIMARY SIGN CENTER JUSTIFIED ON EXISTING HORIZONTAL MEMBER WITH 17' MINIMUM CLEARANCE.

HNTB HNTB NORTH CAROLINA, P.C.
343 E. Six Forks Road, Suite 200
Raleigh, North Carolina 27609
NC License No: C-1554
(919) 546-8997

**EXISTING OVERHEAD
SIGN ASSEMBLY 'BB'
US 29 SB CD**

TIP NO. U-2525C	SHEET NO. SIGN-3B
APPROVED: <i>Charles A. Johnson, III</i> <small>58A1958B47F54A6</small>	
DATE: 12/14/2017	
SEAL	
	
DOCUMENT NOT CONSIDERED FINAL UNLESS ALL SIGNATURES COMPLETED	



**U-2525B
OVERHEAD SIGN STRUCTURE 'AF'**

NOTES:


SEE STANDARD 904-3(B)(3) FOR REQUIREMENTS OF NEW STRUCTURAL MEMBERS, MOUNTING HARDWARE FOR NEW SIGNS, SHOP DRAWINGS, BRACING AND ACCESSORY HARDWARE FOR ATTACHMENTS.

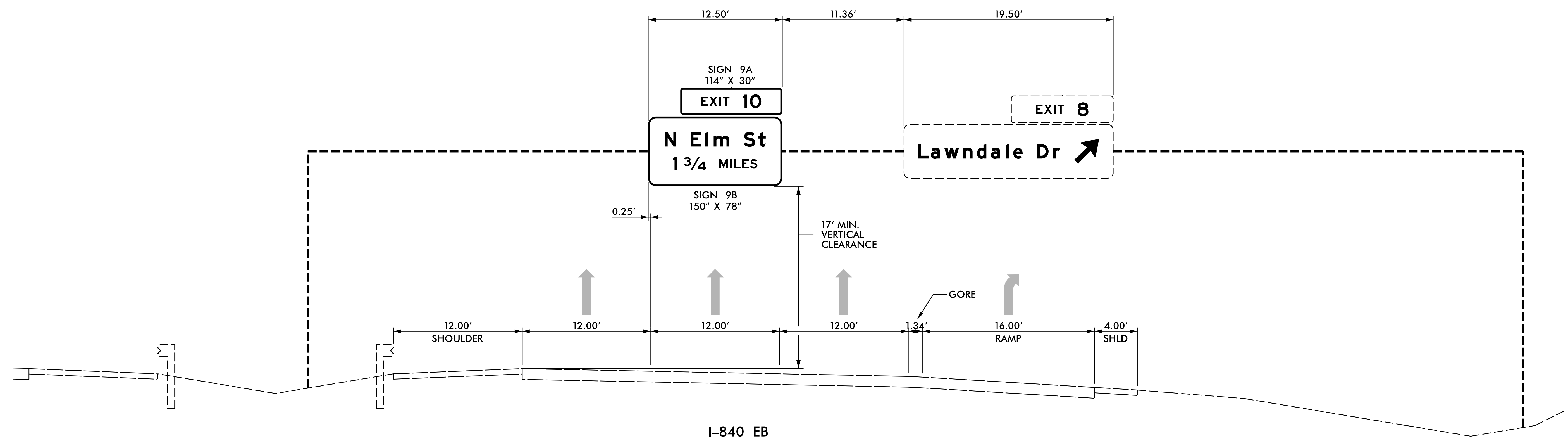
SEE NCDOT STANDARD SPECIFICATIONS, SECTION 1076-6 FOR REPAIR OF GALVANIZING.

ERECT PROPOSED PRIMARY SIGN CENTER JUSTIFIED ON EXISTING HORIZONTAL MEMBER WITH 17' MINIMUM CLEARANCE.

HNTB HNTB NORTH CAROLINA, P.C.
343 E. Six Forks Road, Suite 200
Raleigh, North Carolina 27609
NC License No: C-1554
(919) 546-8997

**EXISTING OVERHEAD
SIGN ASSEMBLY 'CC'
US 29**

TIP NO. U-2525C	SHEET NO. SIGN-3C
APPROVED: <i>Charles A. Johnson, III</i> <small>98A1968B47F54A8</small>	
DATE: 12/14/2017	
SEAL	
	
DOCUMENT NOT CONSIDERED FINAL UNLESS ALL SIGNATURES COMPLETED	



**U-2524D
OVERHEAD SIGN STRUCTURE 'D'**

NOTES:


SEE STANDARD 904-3(B)(3) FOR REQUIREMENTS OF NEW STRUCTURAL MEMBERS, MOUNTING HARDWARE FOR NEW SIGNS, SHOP DRAWINGS, BRACING AND ACCESSORY HARDWARE FOR ATTACHMENTS.

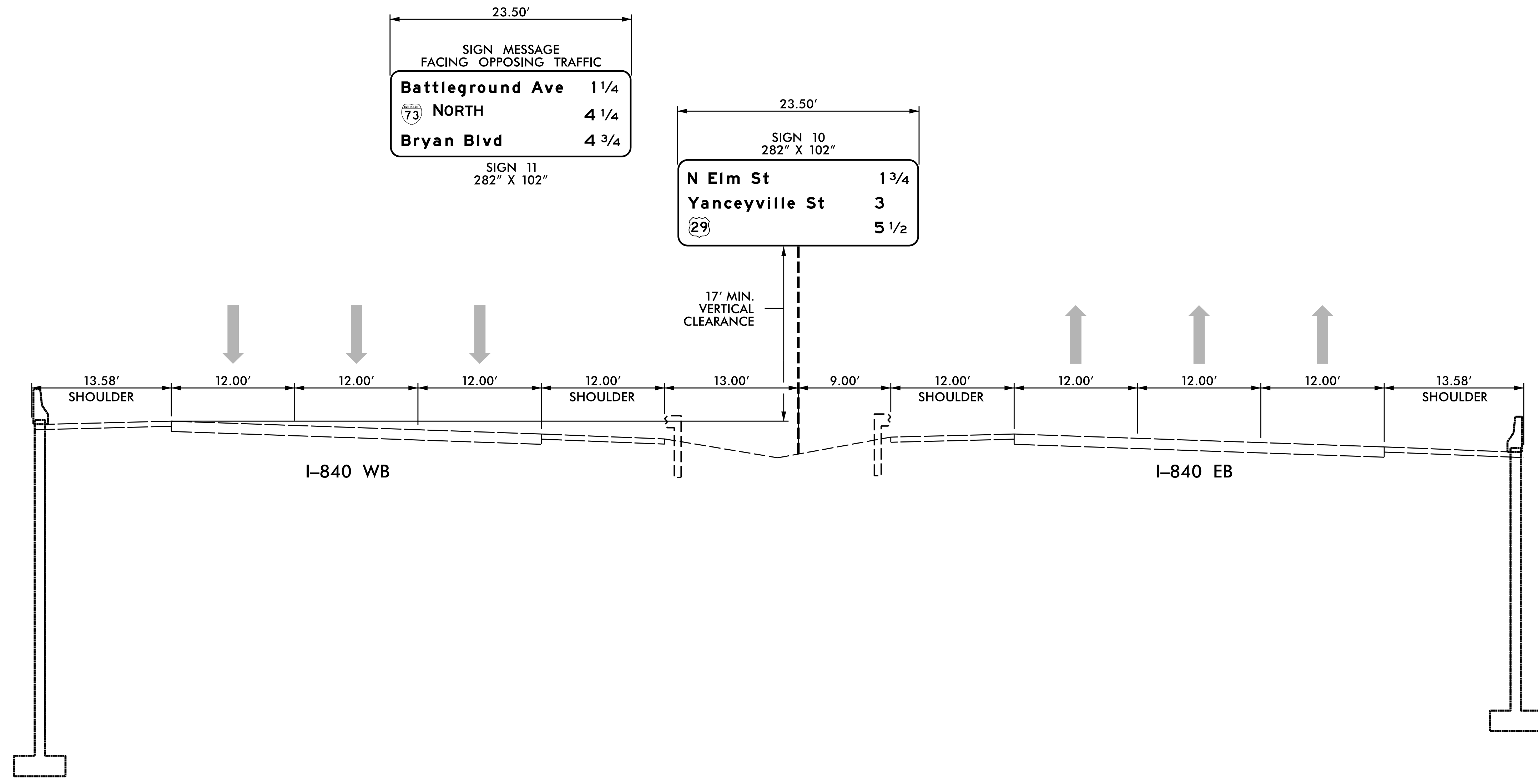
SEE NCDOT STANDARD SPECIFICATIONS, SECTION 1076-6 FOR REPAIR OF GALVANIZING.

ERECT PROPOSED PRIMARY SIGN CENTER JUSTIFIED ON EXISTING HORIZONTAL MEMBER WITH 17' MINIMUM CLEARANCE.

HNTB
HNTB NORTH CAROLINA, P.C.
 343 E. Six Forks Road, Suite 200
 Raleigh, North Carolina 27609
 NC License No: C-1554
 (919) 546-8997

**EXISTING OVERHEAD
SIGN STRUCTURE 'DD'
I-840 EB**

TIP NO. U-2525C	SHEET NO. SIGN-3D
APPROVED: <i>Charles A. Johnson, III</i> <small>58A1958B47F54A6</small>	
DATE: 12/14/2017	
SEAL	
	
DOCUMENT NOT CONSIDERED FINAL UNLESS ALL SIGNATURES COMPLETED	



23.50'	
SIGN MESSAGE FACING OPPOSING TRAFFIC	
Battleground Ave	1 1/4
73 NORTH	4 1/4
Bryan Blvd	4 3/4
SIGN 11 282" X 102"	


23.50'	
SIGN 10 282" X 102"	
N Elm St	1 3/4
Yanceyville St	3
(29)	5 1/2

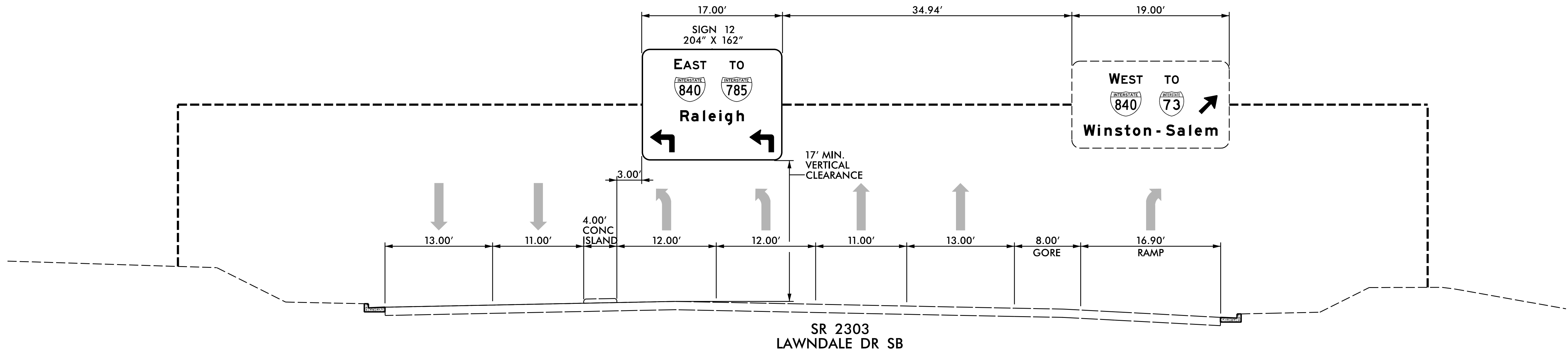
**U-2524D
OVERHEAD SIGN STRUCTURE 'F'**

NOTES:
 SEE STANDARD 904-3(B)(3) FOR REQUIREMENTS OF NEW STRUCTURAL MEMBERS, MOUNTING HARDWARE FOR NEW SIGNS, SHOP DRAWINGS, BRACING AND ACCESSORY HARDWARE FOR ATTACHMENTS.
 SEE NCDOT STANDARD SPECIFICATIONS, SECTION 1076-6 FOR REPAIR OF GALVANIZING.
 ERECT SIGN PANELS WITH MINIMUM 17' VERTICAL CLEARANCE.

HNTB HNTB NORTH CAROLINA, P.C.
 343 E. Six Forks Road, Suite 200
 Raleigh, North Carolina 27609
 NC License No: C-1554
 (919) 546-8997

**EXISTING OVERHEAD
SIGN STRUCTURE 'EE'
I-840 WB AND I-840 EB**

TIP NO. U-2525C	SHEET NO. SIGN-3E
APPROVED: <i>Charles A. Johnson, III</i> <small>98A1965B47F54A8</small>	
DATE: 12/14/2017	
SEAL	
	
DOCUMENT NOT CONSIDERED FINAL UNLESS ALL SIGNATURES COMPLETED	



**U-2524D
OVERHEAD SIGN STRUCTURE 'H'**

NOTES:


SEE STANDARD 904-3(B)(3) FOR REQUIREMENTS OF NEW STRUCTURAL MEMBERS, MOUNTING HARDWARE FOR NEW SIGNS, SHOP DRAWINGS, BRACING AND ACCESSORY HARDWARE FOR ATTACHMENTS.

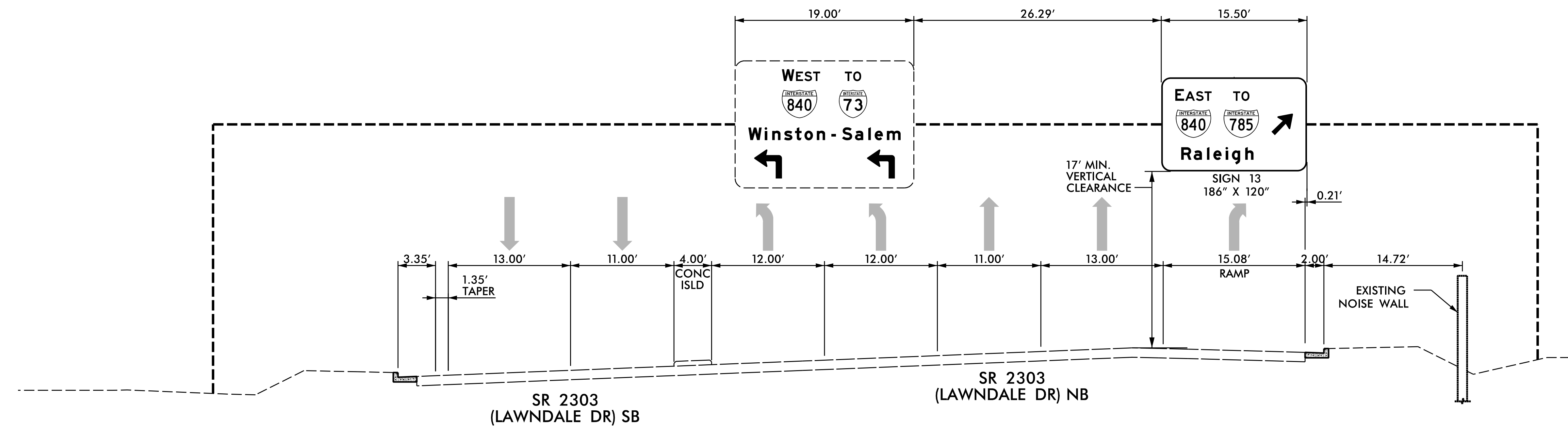
SEE NCDOT STANDARD SPECIFICATIONS, SECTION 1076-6 FOR REPAIR OF GALVANIZING.

ERECT PROPOSED PRIMARY SIGN CENTER JUSTIFIED ON EXISTING HORIZONTAL MEMBER WITH 17' MINIMUM CLEARANCE.

HNTB
HNTB NORTH CAROLINA, P.C.
 343 E. Six Forks Road, Suite 200
 Raleigh, North Carolina 27609
 NC License No: C-1554
 (919) 546-8997

**EXISTING OVERHEAD
SIGN STRUCTURE 'FF'
SR 2303 (LAWNDALE DR)**

TIP NO. U-2525C	SHEET NO. SIGN-3F
APPROVED: <i>Charles A. Johnson, III</i> -984198584775448-	
DATE: 12/14/2017	
SEAL	
	
DOCUMENT NOT CONSIDERED FINAL UNLESS ALL SIGNATURES COMPLETED	



**U-2524D
OVERHEAD SIGN STRUCTURE 'G'**

NOTES:


SEE STANDARD 904-3(B)(3) FOR REQUIREMENTS OF NEW STRUCTURAL MEMBERS, MOUNTING HARDWARE FOR NEW SIGNS, SHOP DRAWINGS, BRACING AND ACCESSORY HARDWARE FOR ATTACHMENTS.

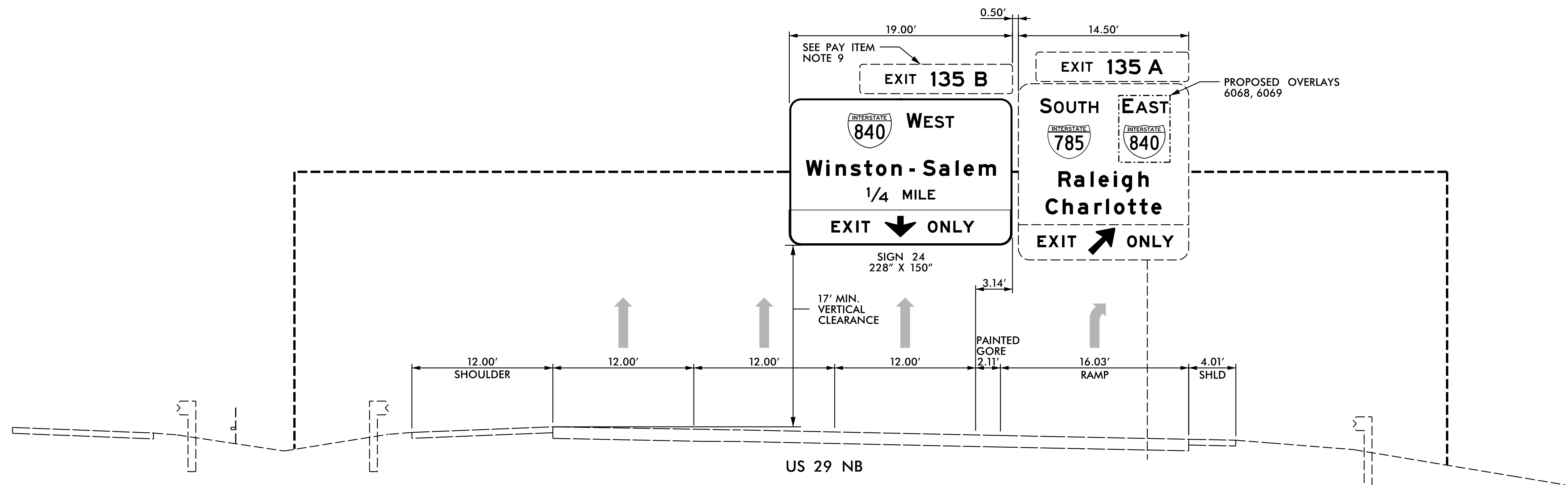
SEE NCDOT STANDARD SPECIFICATIONS, SECTION 1076-6 FOR REPAIR OF GALVANIZING.

ERECT PROPOSED PRIMARY SIGN CENTER JUSTIFIED ON EXISTING HORIZONTAL MEMBER WITH 17' MINIMUM CLEARANCE.

HNTB HNTB NORTH CAROLINA, P.C.
343 E. Six Forks Road, Suite 200
Raleigh, North Carolina 27609
NC License No: C-1554
(919) 546-8997

**EXISTING OVERHEAD
SIGN STRUCTURE 'GG'
SR 2303 (LAWNDALE DR)**

TIP NO. U-2525C	SHEET NO. SIGN-3G
APPROVED: <i>Charles A. Johnson, III</i> <small>58A1958B47F54A6</small>	
DATE: 12/14/2017	
SEAL	
	
DOCUMENT NOT CONSIDERED FINAL UNLESS ALL SIGNATURES COMPLETED	



**U-2525B
OVERHEAD SIGN STRUCTURE 'U'**

NOTES:


SEE STANDARD 904-3(B)(3) FOR REQUIREMENTS OF NEW STRUCTURAL MEMBERS, MOUNTING HARDWARE FOR NEW SIGNS, SHOP DRAWINGS, BRACING AND ACCESSORY HARDWARE FOR ATTACHMENTS.

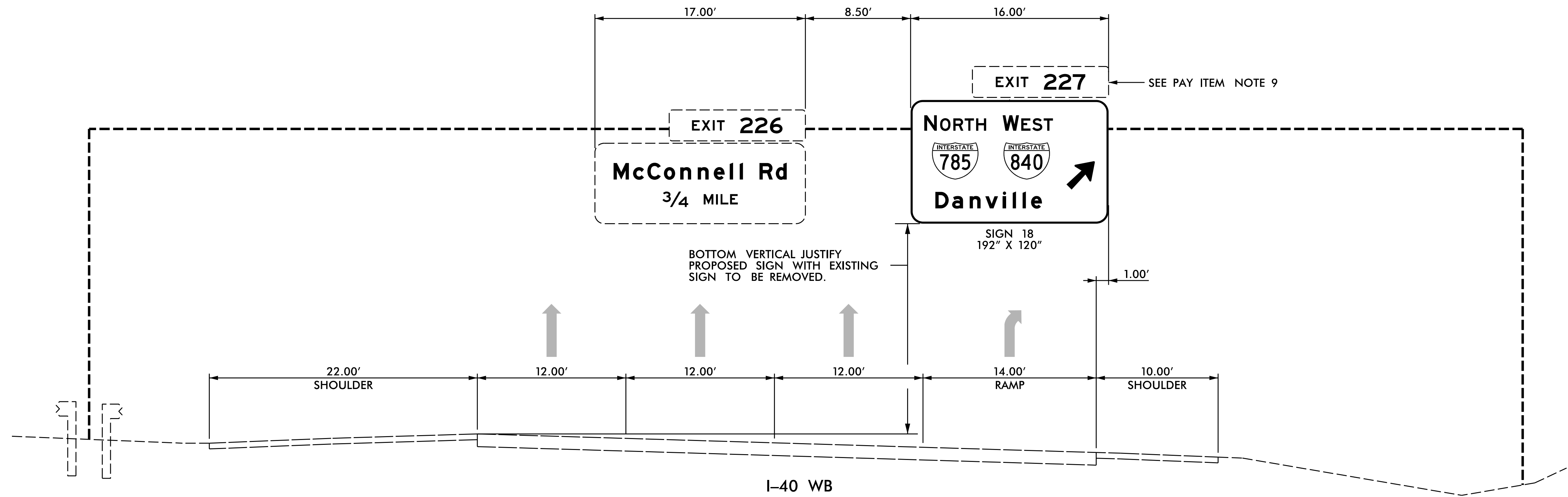
SEE NCDOT STANDARD SPECIFICATIONS, SECTION 1076-6 FOR REPAIR OF GALVANIZING.

ERECT PROPOSED PRIMARY SIGN CENTER JUSTIFIED ON EXISTING HORIZONTAL MEMBER WITH 17' MINIMUM CLEARANCE.

HNTB
HNTB NORTH CAROLINA, P.C.
 343 E. Six Forks Road, Suite 200
 Raleigh, North Carolina 27609
 NC License No: C-1554
 (919) 546-8997

**EXISTING OVERHEAD
SIGN STRUCTURE 'HH'
US 29 NB**

TIP NO. U-2525C	SHEET NO. SIGN-3H
APPROVED: <i>Charles A. Johnson, III</i> <small>98A1968B47F54A8</small>	
DATE: 12/14/2017	
SEAL	
	
DOCUMENT NOT CONSIDERED FINAL UNLESS ALL SIGNATURES COMPLETED	




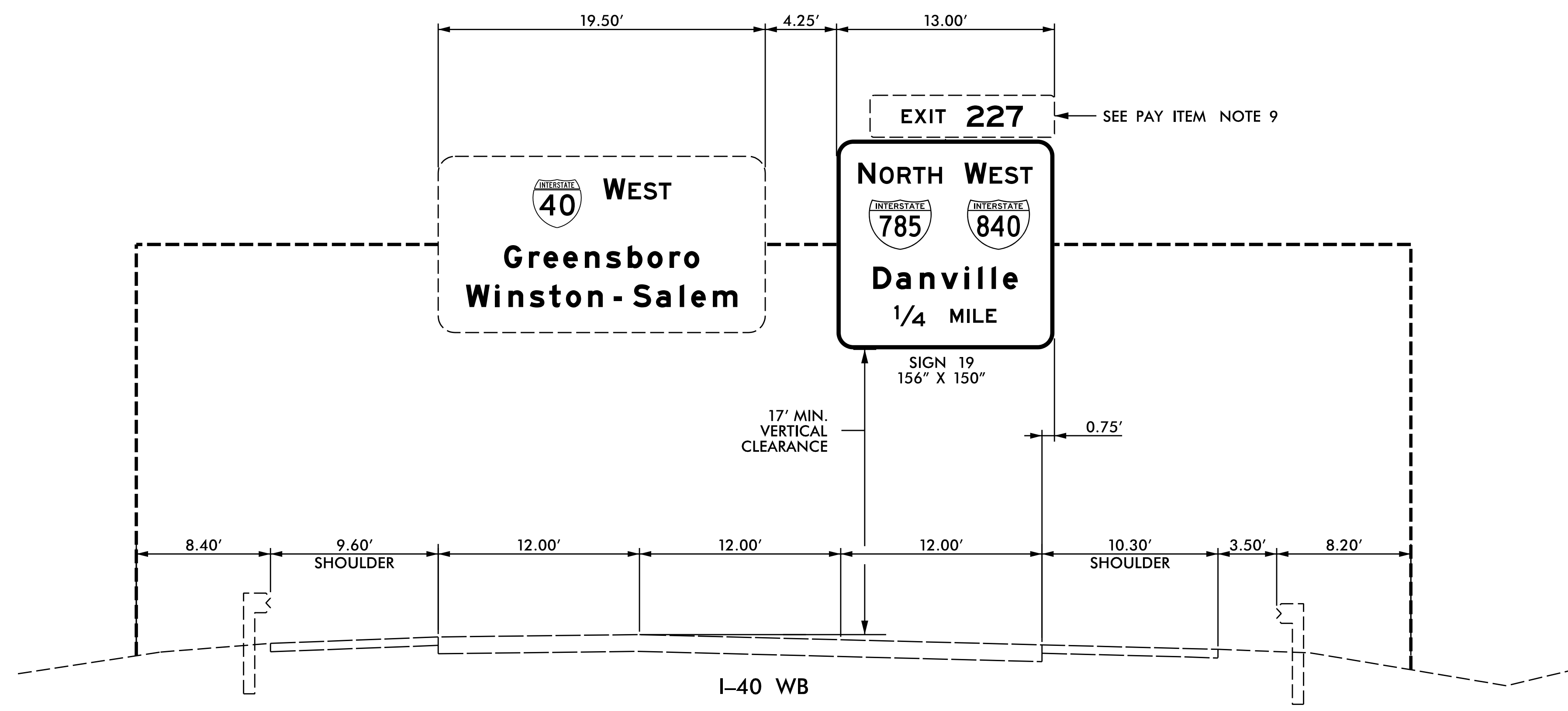
**I-2402D
OVERHEAD SIGN STRUCTURE 'K'**

NOTES:
 SEE STANDARD 904-3(B)(3) FOR REQUIREMENTS OF NEW STRUCTURAL MEMBERS, MOUNTING HARDWARE FOR NEW SIGNS, SHOP DRAWINGS, BRACING AND ACCESSORY HARDWARE FOR ATTACHMENTS.
 SEE NCDOT STANDARD SPECIFICATIONS, SECTION 1076-6 FOR REPAIR OF GALVANIZING.
 BOTTOM VERTICAL JUSTIFY PROPOSED SIGN WITH EXISTING SIGN TO BE REMOVED.

HNTB
 HNTB NORTH CAROLINA, P.C.
 343 E. Six Forks Road, Suite 200
 Raleigh, North Carolina 27609
 NC License No: C-1554
 (919) 546-8997

**EXISTING
OVERHEAD SIGN ASSEMBLY 'II'
I-40 WB**

TIP NO. U-2525C	SHEET NO. SIGN-31
APPROVED: <i>Charles A. Johnson, III</i> <small>58A1955847F54A6</small>	
DATE: 12/14/2017	
SEAL	
	
DOCUMENT NOT CONSIDERED FINAL UNLESS ALL SIGNATURES COMPLETED	



**U-2525B
OVERHEAD SIGN STRUCTURE 'AC'**

NOTES:


SEE STANDARD 904-3(B)(3) FOR REQUIREMENTS OF NEW STRUCTURAL MEMBERS, MOUNTING HARDWARE FOR NEW SIGNS, SHOP DRAWINGS, BRACING AND ACCESSORY HARDWARE FOR ATTACHMENTS.

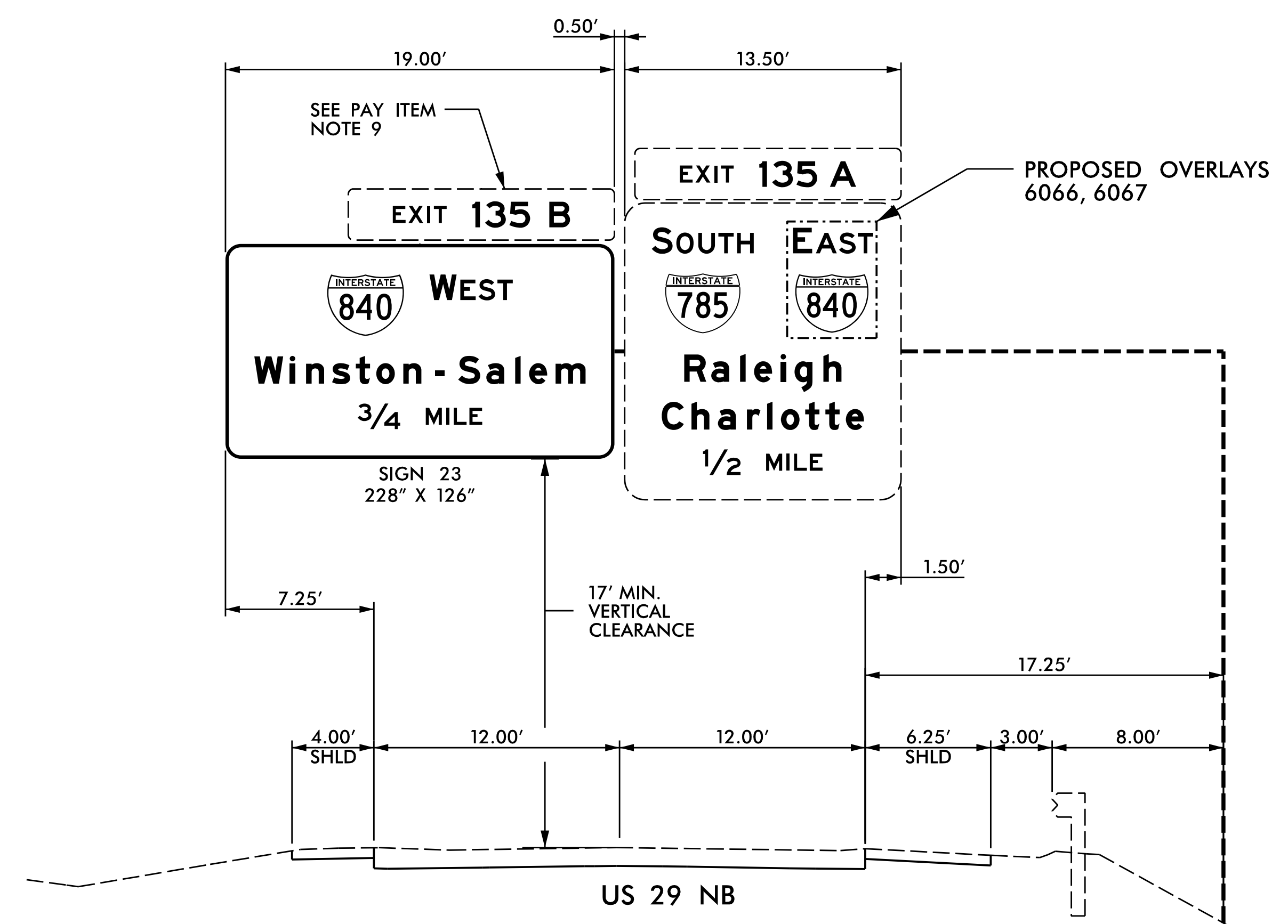
SEE NCDOT STANDARD SPECIFICATIONS, SECTION 1076-6 FOR REPAIR OF GALVANIZING.

ERECT PROPOSED PRIMARY SIGN CENTER JUSTIFIED ON EXISTING HORIZONTAL MEMBER WITH 17' MINIMUM CLEARANCE.

HNTB
HNTB NORTH CAROLINA, P.C.
343 E. Six Forks Road, Suite 200
Raleigh, North Carolina 27609
NC License No: C-1554
(919) 546-8997

**EXISTING OVERHEAD
SIGN STRUCTURE 'JJ'
I-40 WB**

TIP NO. U-2525C	SHEET NO. SIGN-3J
APPROVED: <i>Charles A. Johnson, III</i> <small>98A1985B47F54A8</small>	
DATE: 12/14/2017	
SEAL	
	
DOCUMENT NOT CONSIDERED FINAL UNLESS ALL SIGNATURES COMPLETED	



**U-2525B
OVERHEAD SIGN STRUCTURE 'T'**

NOTES:


SEE STANDARD 904-3(B)(3) FOR REQUIREMENTS OF NEW STRUCTURAL MEMBERS, MOUNTING HARDWARE FOR NEW SIGNS, SHOP DRAWINGS, BRACING AND ACCESSORY HARDWARE FOR ATTACHMENTS.

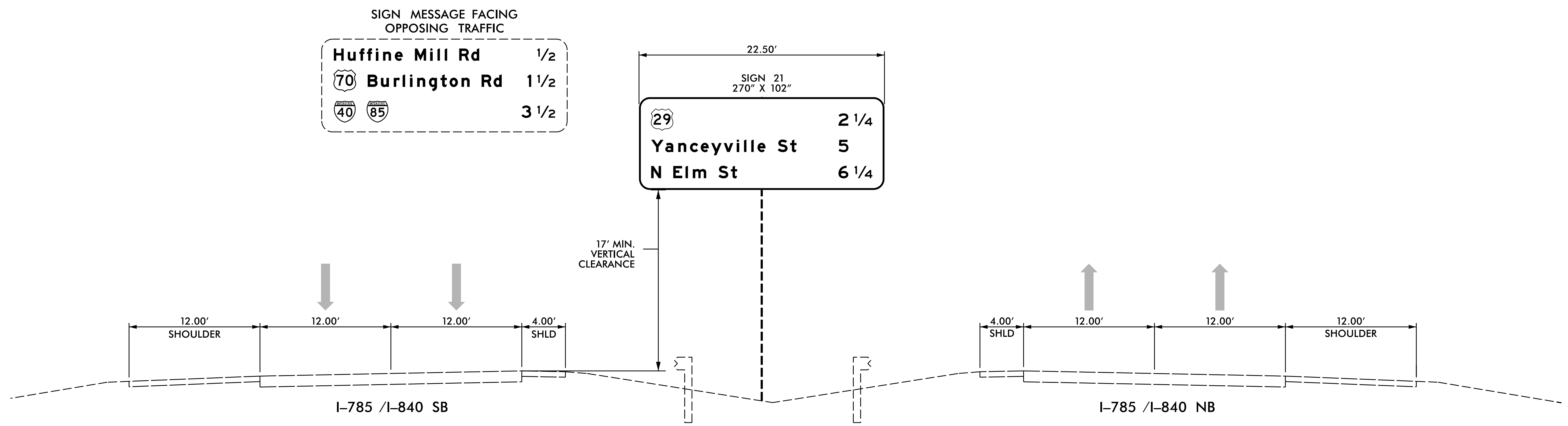
SEE NCDOT STANDARD SPECIFICATIONS, SECTION 1076-6 FOR REPAIR OF GALVANIZING.

ERECT PROPOSED PRIMARY SIGN CENTER JUSTIFIED ON EXISTING HORIZONTAL MEMBER WITH 17' MINIMUM CLEARANCE.

HNTB HNTB NORTH CAROLINA, P.C.
343 E. Six Forks Road, Suite 200
Raleigh, North Carolina 27609
NC License No: C-1554
(919) 546-8997

**EXISTING OVERHEAD
SIGN STRUCTURE 'KK'
US 29**

TIP NO. U-2525C	SHEET NO. SIGN-3K
APPROVED: <i>Charles A. Johnson, III</i> <small>58A1958B47F54A6</small>	
DATE: 12/14/2017	
SEAL	
	
DOCUMENT NOT CONSIDERED FINAL UNLESS ALL SIGNATURES COMPLETED	




SIGN MESSAGE FACING
OPPOSING TRAFFIC

Huffine Mill Rd	1/2
 Burlington Rd	1 1/2
 	3 1/2

22.50'

SIGN 21
270" X 102"

	2 1/4
Yanceyville St	5
N Elm St	6 1/4


**U-2525B
OVERHEAD SIGN STRUCTURE 'N'**

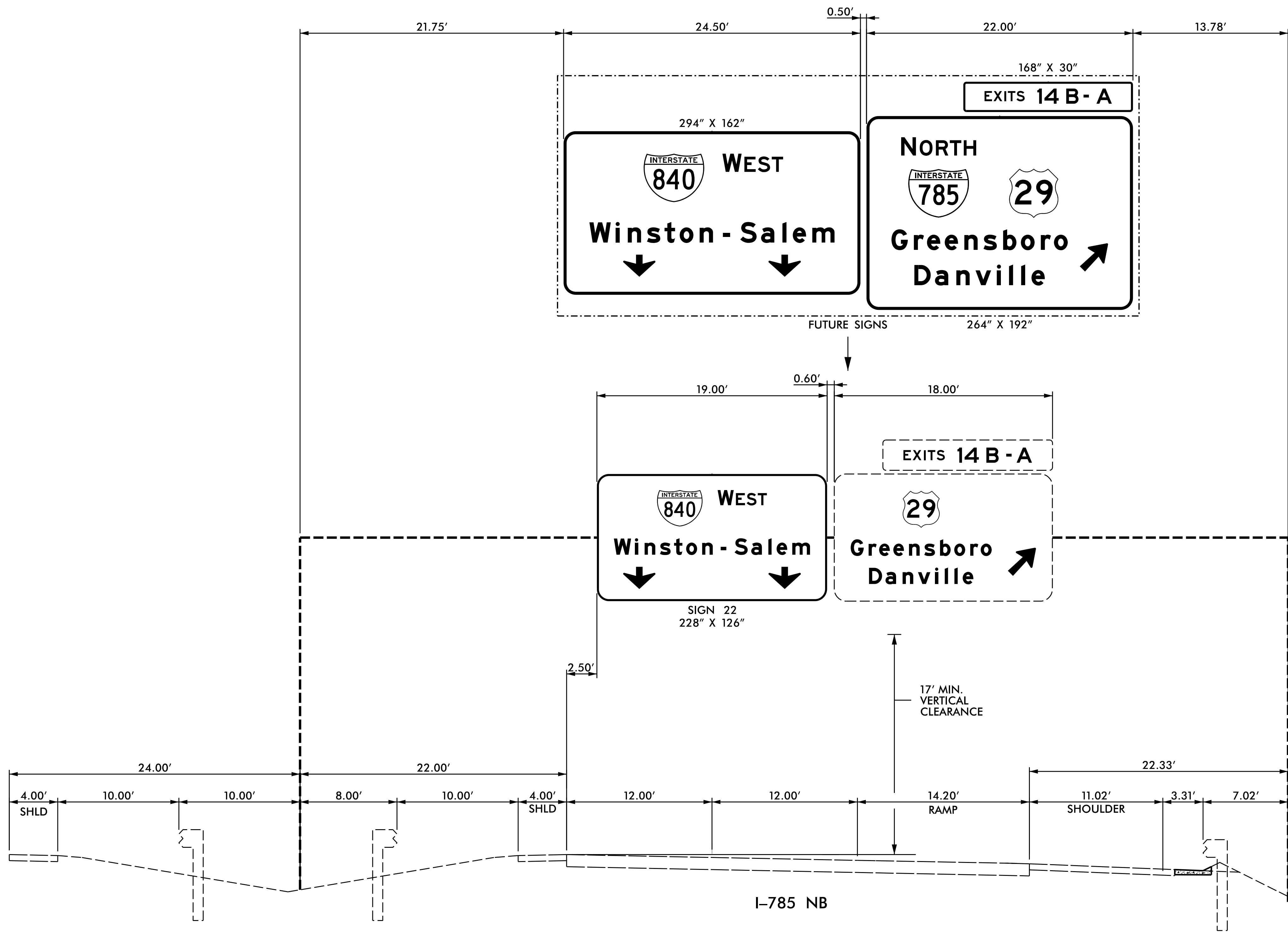
NOTES:

- SEE STANDARD 904-3(B)(3) FOR REQUIREMENTS OF NEW STRUCTURAL MEMBERS, MOUNTING HARDWARE FOR NEW SIGNS, SHOP DRAWINGS, BRACING AND ACCESSORY HARDWARE FOR ATTACHMENTS.
- SEE NCDOT STANDARD SPECIFICATIONS, SECTION 1076-6 FOR REPAIR OF GALVANIZING.
- ERECT SIGN PANELS WITH MINIMUM 17' VERTICAL CLEARANCE.

HNTB
HNTB NORTH CAROLINA, P.C.
 343 E. Six Forks Road, Suite 200
 Raleigh, North Carolina 27609
 NC License No: C-1554
 (919) 546-8997

**EXISTING OVERHEAD
SIGN ASSEMBLY 'LL'
I-785/I-840**

TIP NO. U-2525C	SHEET NO. SIGN-3L
APPROVED: <i>Charles A. Johnson, III</i> <small>98419858475448</small>	
DATE: 12/14/2017	
SEAL	
	
DOCUMENT NOT CONSIDERED FINAL UNLESS ALL SIGNATURES COMPLETED	




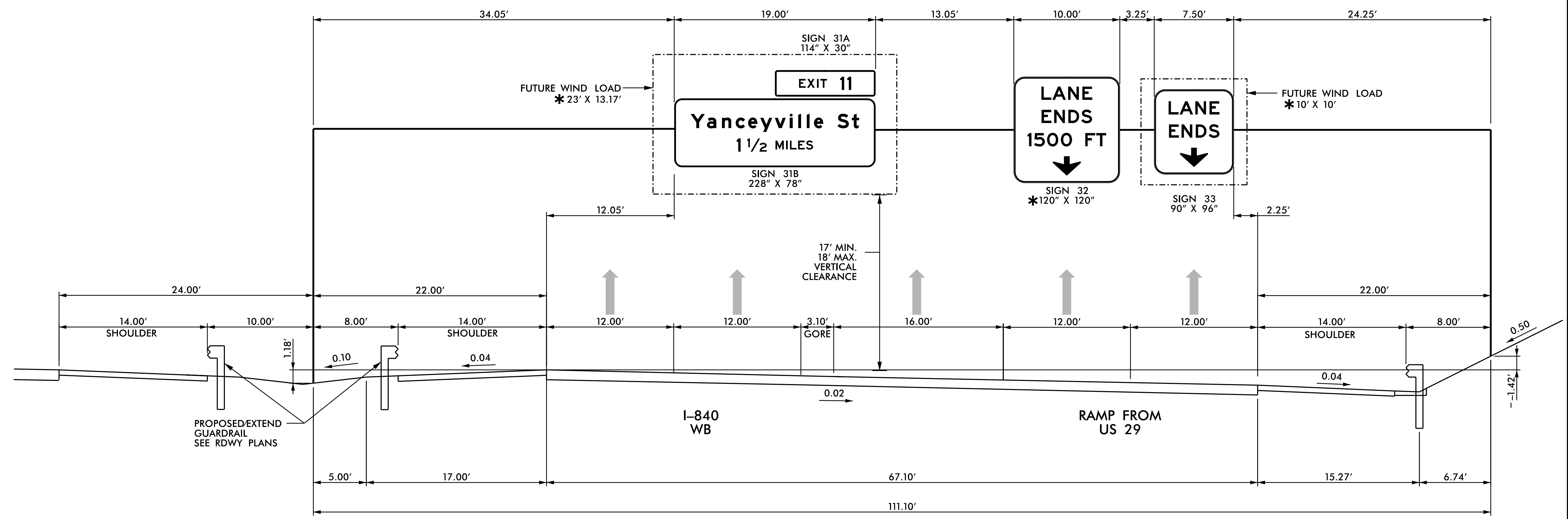
**U-2525B
OVERHEAD SIGN STRUCTURE 'P'**

NOTES:
 SEE STANDARD 904-3(B)(3) FOR REQUIREMENTS OF NEW STRUCTURAL MEMBERS, MOUNTING HARDWARE FOR NEW SIGNS, SHOP DRAWINGS, BRACING AND ACCESSORY HARDWARE FOR ATTACHMENTS.
 SEE NCDOT STANDARD SPECIFICATIONS, SECTION 1076-6 FOR REPAIR OF GALVANIZING.
 ERECT PROPOSED SIGN CENTER JUSTIFIED ON EXISTING HORIZONTAL MEMBER WITH 17' MINIMUM CLEARANCE.

HNTB HNTB NORTH CAROLINA, P.C.
 343 E. Six Forks Road, Suite 200
 Raleigh, North Carolina 27609
 NC License No: C-1554
 (919) 546-8997

**EXISTING OVERHEAD
SIGN STRUCTURE 'MM'
I-785/I-840**

TIP NO. U-2525C	SHEET NO. SIGN-3M
APPROVED: <i>Charles A. Johnson, III</i> -98A1965B47F54A6-	
DATE: 12/14/2017	
SEAL	
	
DOCUMENT NOT CONSIDERED FINAL UNLESS ALL SIGNATURES COMPLETED	




NOTES:

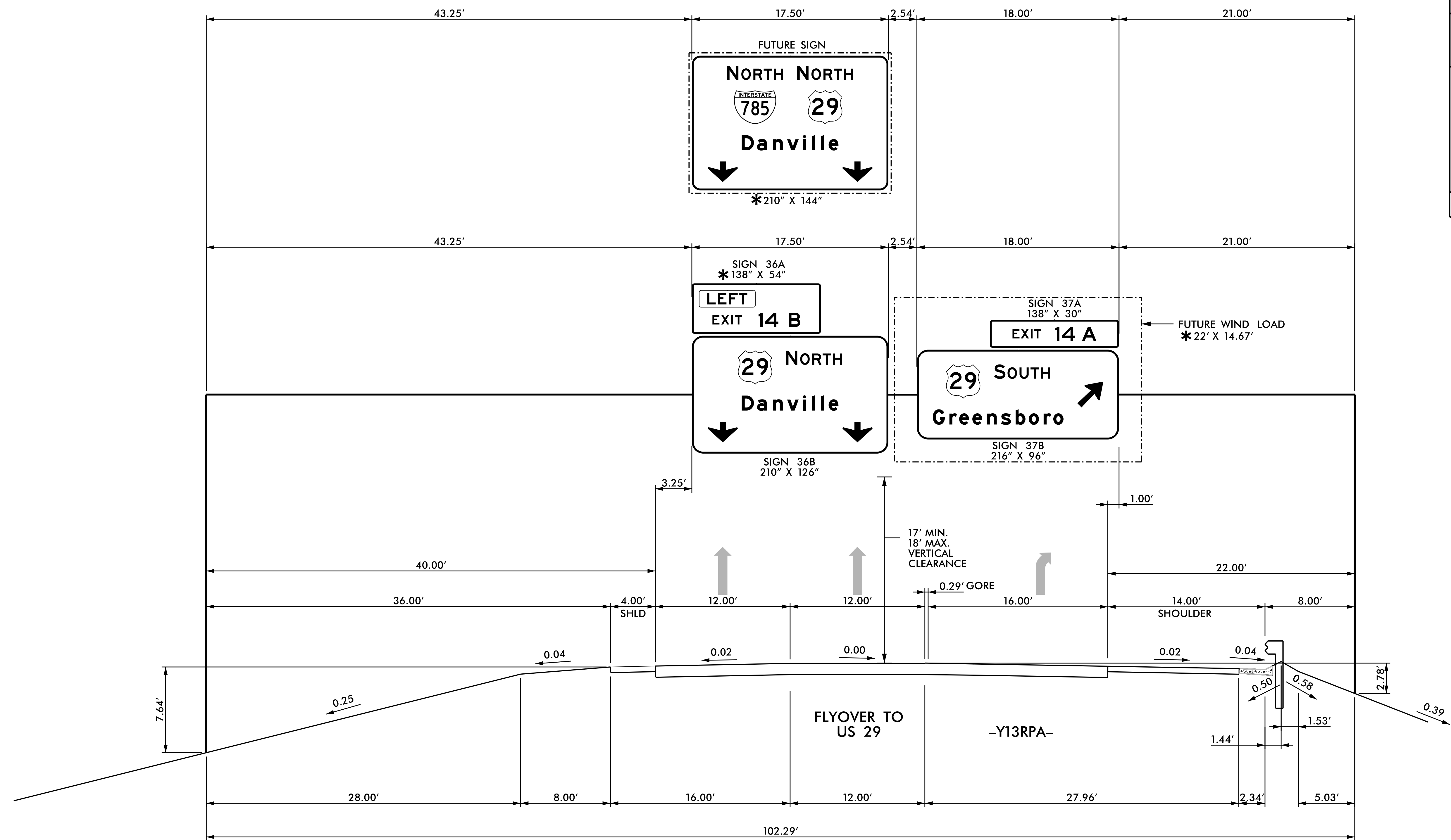
- IF THE CONTRACTOR BIDS ALUMINUM SIGN STRUCTURE, EACH SHALL BE PROVIDED WITH AN APPROVED HIGHWAY TRUSS DAMPER DEVICE IN ACCORDANCE WITH AASHTO SPECIFICATIONS.
- MOUNT SIGNS VERTICALLY CENTERED ON HORIZONTAL MEMBER OF STRUCTURE.
- FIELD VERIFICATION SHALL BE REQUIRED FOR ALL FOOTING ELEVATIONS, PER THE LATEST NCDOT STANDARD SPECIFICATIONS FOR ROADS AND STRUCTURES. PROVIDE FIELD VERIFICATION TO THE SIGNING SECTION.
- THE TOP OF THE FOOTING SHALL EXTEND AT LEAST 4 INCHES AND NOT MORE THAN 24 INCHES ABOVE THE HIGHEST POINT OF THE GROUND SURFACE AT THE FOOTING.
- SIGN HANGERS AND ATTACHMENT HARDWARE SHALL BE PROVIDED AND INSTALLED ON THE ASSEMBLY TO ACCOMMODATE ALL SIGNS SHOWN IN THIS PLAN SHEET.
- DESIGN AND CONSTRUCTION REQUIREMENTS FOR SIGN STRUCTURES SHALL ACCOMMODATE WIND VELOCITY OF 90 M.P.H.

*THESE DIMENSIONS SHALL BE USED FOR WIND LOAD AND DEAD LOAD COMPUTATIONS IN DESIGN OF STRUCTURE AND FOOTINGS. DESIGN AND CONSTRUCTION REQUIREMENTS FOR SIGN STRUCTURES SHALL ACCOMMODATE WIND VELOCITY OF 90 M.P.H.

HNTB
 HNTB NORTH CAROLINA, P.C.
 343 E. Six Forks Road, Suite 200
 Raleigh, North Carolina 27609
 NC License No: C-1554
 (919) 546-8997

OVERHEAD SIGN STRUCTURE 'A'
-L- STA. 291+50


TIP NO. U-2525C	SHEET NO. SIGN-3N
APPROVED: <i>Charles A. Johnson, III</i> 98A1965B47F54A8	
DATE: 12/14/2017	
SEAL	
	
DOCUMENT NOT CONSIDERED FINAL UNLESS ALL SIGNATURES COMPLETED	

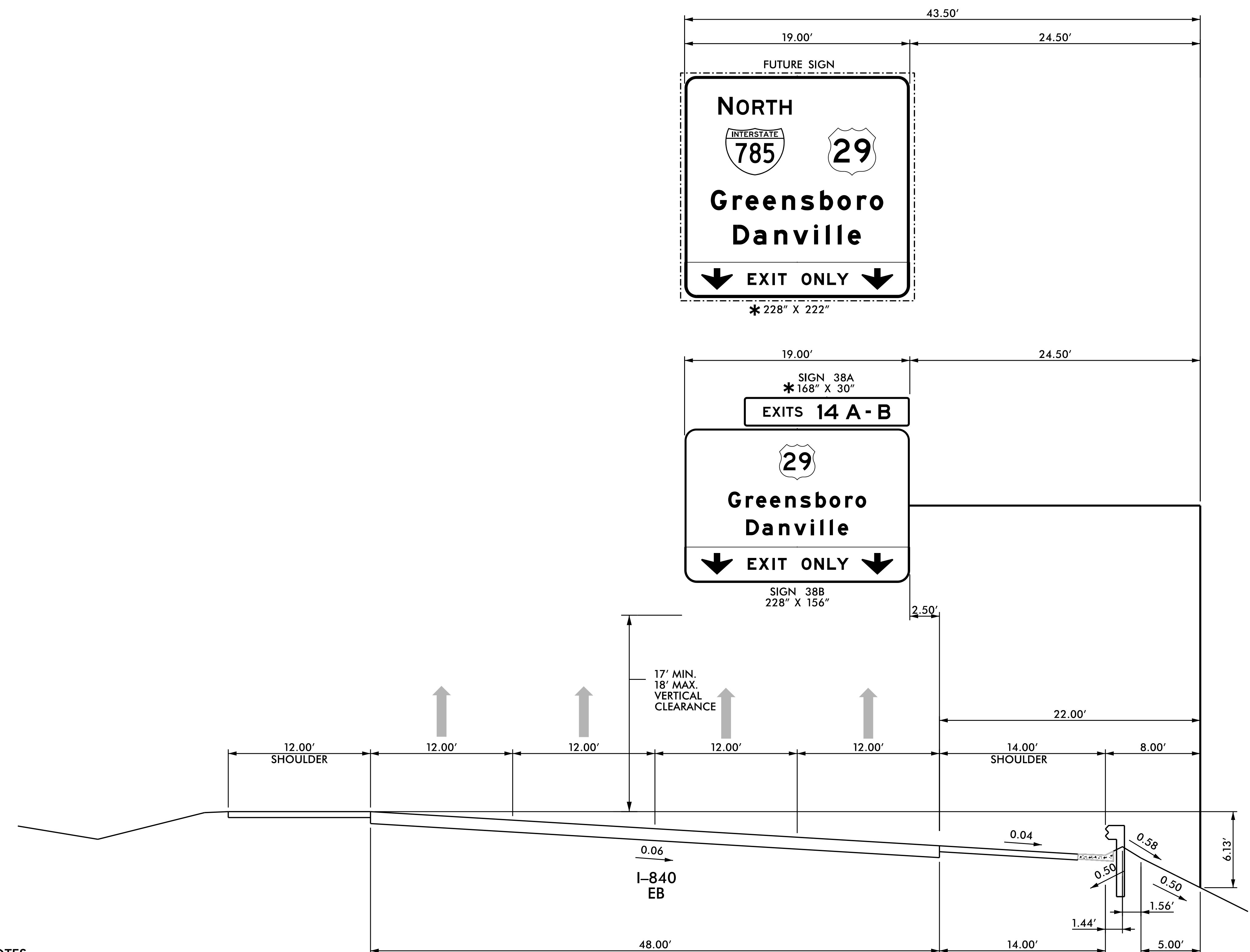


NOTES:

- IF THE CONTRACTOR BIDS ALUMINUM SIGN STRUCTURE, EACH SHALL BE PROVIDED WITH AN APPROVED HIGHWAY TRUSS DAMPER DEVICE IN ACCORDANCE WITH AASHTO SPECIFICATIONS.
- MOUNT SIGNS VERTICALLY CENTERED ON HORIZONTAL MEMBER OF STRUCTURE.
- FIELD VERIFICATION SHALL BE REQUIRED FOR ALL FOOTING ELEVATIONS, PER THE LATEST NCDOT STANDARD SPECIFICATIONS FOR ROADS AND STRUCTURES. PROVIDE FIELD VERIFICATION TO THE SIGNING SECTION.
- THE TOP OF THE FOOTING SHALL EXTEND AT LEAST 4 INCHES AND NOT MORE THAN 24 INCHES ABOVE THE HIGHEST POINT OF THE GROUND SURFACE AT THE FOOTING.
- SIGN HANGERS AND ATTACHMENT HARDWARE SHALL BE PROVIDED AND INSTALLED ON THE ASSEMBLY TO ACCOMMODATE ALL SIGNS SHOWN IN THIS PLAN SHEET.
- DESIGN AND CONSTRUCTION REQUIREMENTS FOR SIGN STRUCTURES SHALL ACCOMMODATE WIND VELOCITY OF 90 M.P.H.

*THESE DIMENSIONS SHALL BE USED FOR WIND LOAD AND DEAD LOAD COMPUTATIONS IN DESIGN OF STRUCTURE AND FOOTINGS. DESIGN AND CONSTRUCTION REQUIREMENTS FOR SIGN STRUCTURES SHALL ACCOMMODATE WIND VELOCITY OF 90 M.P.H.


TIP NO. U-2525C	SHEET NO. SIGN-30
APPROVED: <i>Charles A. Johnson, III</i> <small>98A1968B47F54A8</small>	
DATE: 12/14/2017	
SEAL	
	
DOCUMENT NOT CONSIDERED FINAL UNLESS ALL SIGNATURES COMPLETED	

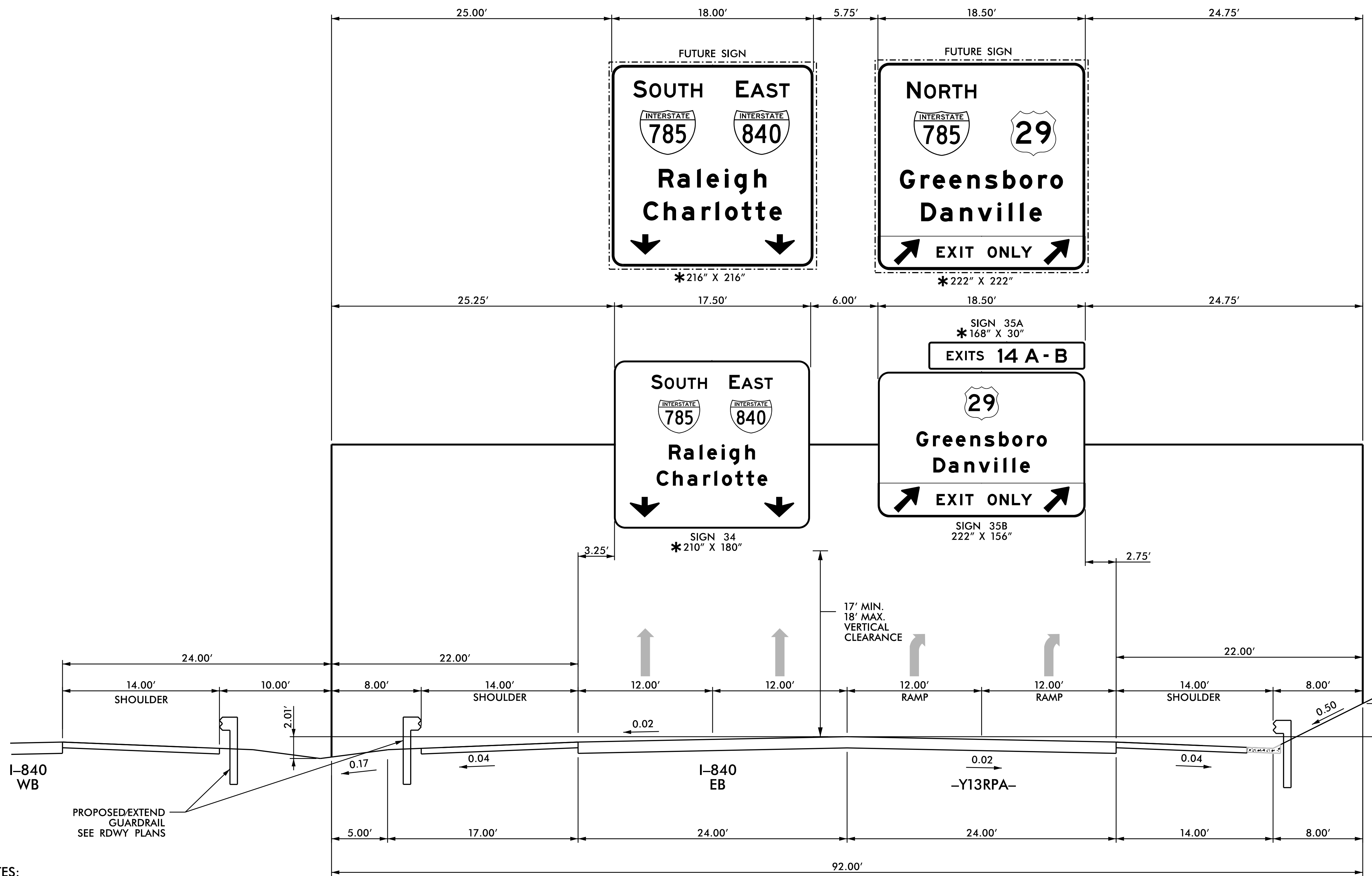


NOTES:

- IF THE CONTRACTOR BIDS ALUMINUM SIGN STRUCTURE, EACH SHALL BE PROVIDED WITH AN APPROVED HIGHWAY TRUSS DAMPER DEVICE IN ACCORDANCE WITH AASHTO SPECIFICATIONS.
- MOUNT SIGNS VERTICALLY CENTERED ON HORIZONTAL MEMBER OF STRUCTURE.
- FIELD VERIFICATION SHALL BE REQUIRED FOR ALL FOOTING ELEVATIONS, PER THE LATEST NCDOT STANDARD SPECIFICATIONS FOR ROADS AND STRUCTURES. PROVIDE FIELD VERIFICATION TO THE SIGNING SECTION.
- THE TOP OF THE FOOTING SHALL EXTEND AT LEAST 4 INCHES AND NOT MORE THAN 24 INCHES ABOVE THE HIGHEST POINT OF THE GROUND SURFACE AT THE FOOTING.
- SIGN HANGERS AND ATTACHMENT HARDWARE SHALL BE PROVIDED AND INSTALLED ON THE ASSEMBLY TO ACCOMMODATE ALL SIGNS SHOWN IN THIS PLAN SHEET.
- DESIGN AND CONSTRUCTION REQUIREMENTS FOR SIGN STRUCTURES SHALL ACCOMMODATE WIND VELOCITY OF 90 M.P.H.

* THESE DIMENSIONS SHALL BE USED FOR WIND LOAD AND DEAD LOAD COMPUTATIONS IN DESIGN OF STRUCTURE AND FOOTINGS. DESIGN AND CONSTRUCTION REQUIREMENTS FOR SIGN STRUCTURES SHALL ACCOMMODATE WIND VELOCITY OF 90 M.P.H.

TIP NO. U-2525C	SHEET NO. SIGN-3P
APPROVED: <i>Charles A. Johnson, III</i> 98A1565B47F54A8	
DATE: 12/14/2017	
SEAL	
	
DOCUMENT NOT CONSIDERED FINAL UNLESS ALL SIGNATURES COMPLETED	




NOTES:

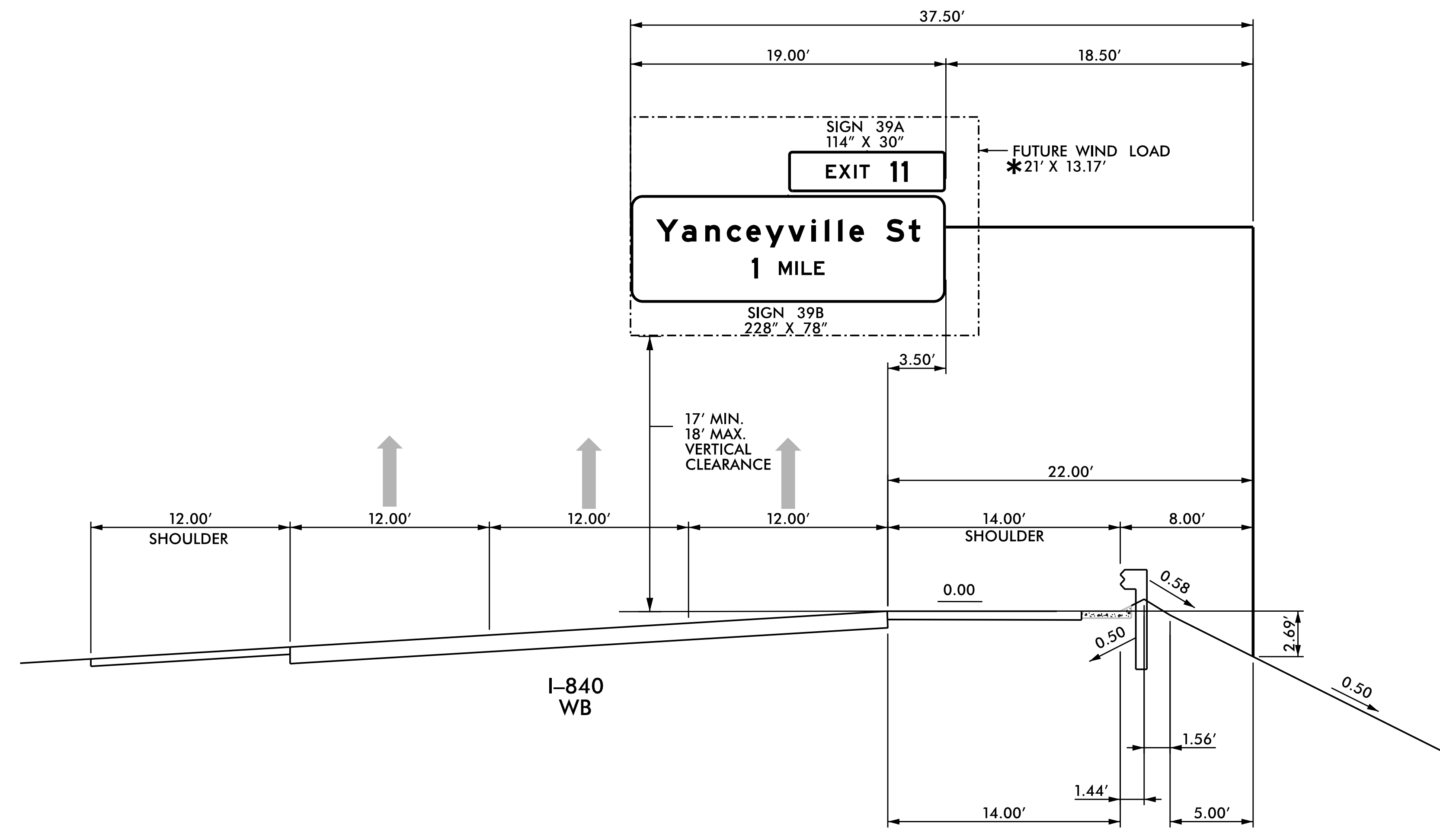
- IF THE CONTRACTOR BIDS ALUMINUM SIGN STRUCTURE, EACH SHALL BE PROVIDED WITH AN APPROVED HIGHWAY TRUSS DAMPER DEVICE IN ACCORDANCE WITH AASHTO SPECIFICATIONS.
- MOUNT SIGNS VERTICALLY CENTERED ON HORIZONTAL MEMBER OF STRUCTURE.
- FIELD VERIFICATION SHALL BE REQUIRED FOR ALL FOOTING ELEVATIONS, PER THE LATEST NCDOT STANDARD SPECIFICATIONS FOR ROADS AND STRUCTURES. PROVIDE FIELD VERIFICATION TO THE SIGNING SECTION.
- THE TOP OF THE FOOTING SHALL EXTEND AT LEAST 4 INCHES AND NOT MORE THAN 24 INCHES ABOVE THE HIGHEST POINT OF THE GROUND SURFACE AT THE FOOTING.
- SIGN HANGERS AND ATTACHMENT HARDWARE SHALL BE PROVIDED AND INSTALLED ON THE ASSEMBLY TO ACCOMMODATE ALL SIGNS SHOWN IN THIS PLAN SHEET.
- DESIGN AND CONSTRUCTION REQUIREMENTS FOR SIGN STRUCTURES SHALL ACCOMMODATE WIND VELOCITY OF 90 M.P.H.

*THESE DIMENSIONS SHALL BE USED FOR WIND LOAD AND DEAD LOAD COMPUTATIONS IN DESIGN OF STRUCTURE AND FOOTINGS. DESIGN AND CONSTRUCTION REQUIREMENTS FOR SIGN STRUCTURES SHALL ACCOMMODATE WIND VELOCITY OF 90 M.P.H.

HNTB
 HNTB NORTH CAROLINA, P.C.
 343 E. Six Forks Road, Suite 200
 Raleigh, North Carolina 27609
 NC License No: C-1554
 (919) 546-8997

OVERHEAD SIGN STRUCTURE 'D'
-L- STA. 294+00 LT

TIP NO. U-2525C	SHEET NO. SIGN-3Q
APPROVED: <i>Charles A. Johnson, III</i> 98A1965B47F54A8	
DATE: 12/14/2017	
SEAL	
	
DOCUMENT NOT CONSIDERED FINAL UNLESS ALL SIGNATURES COMPLETED	




NOTES:

- IF THE CONTRACTOR BIDS ALUMINUM SIGN STRUCTURE, EACH SHALL BE PROVIDED WITH AN APPROVED HIGHWAY TRUSS DAMPER DEVICE IN ACCORDANCE WITH AASHTO SPECIFICATIONS.
- MOUNT SIGNS VERTICALLY CENTERED ON HORIZONTAL MEMBER OF STRUCTURE.
- FIELD VERIFICATION SHALL BE REQUIRED FOR ALL FOOTING ELEVATIONS, PER THE LATEST NCDOT STANDARD SPECIFICATIONS FOR ROADS AND STRUCTURES. PROVIDE FIELD VERIFICATION TO THE SIGNING SECTION.
- THE TOP OF THE FOOTING SHALL EXTEND AT LEAST 4 INCHES AND NOT MORE THAN 24 INCHES ABOVE THE HIGHEST POINT OF THE GROUND SURFACE AT THE FOOTING.
- SIGN HANGERS AND ATTACHMENT HARDWARE SHALL BE PROVIDED AND INSTALLED ON THE ASSEMBLY TO ACCOMMODATE ALL SIGNS SHOWN IN THIS PLAN SHEET.
- DESIGN AND CONSTRUCTION REQUIREMENTS FOR SIGN STRUCTURES SHALL ACCOMMODATE WIND VELOCITY OF 90 M.P.H.

*THESE DIMENSIONS SHALL BE USED FOR WIND LOAD AND DEAD LOAD COMPUTATIONS IN DESIGN OF STRUCTURE AND FOOTINGS. DESIGN AND CONSTRUCTION REQUIREMENTS FOR SIGN STRUCTURES SHALL ACCOMMODATE WIND VELOCITY OF 90 M.P.H.

HNTB
 HNTB NORTH CAROLINA, P.C.
 343 E. Six Forks Road, Suite 200
 Raleigh, North Carolina 27609
 NC License No: C-1554
 (919) 546-8997

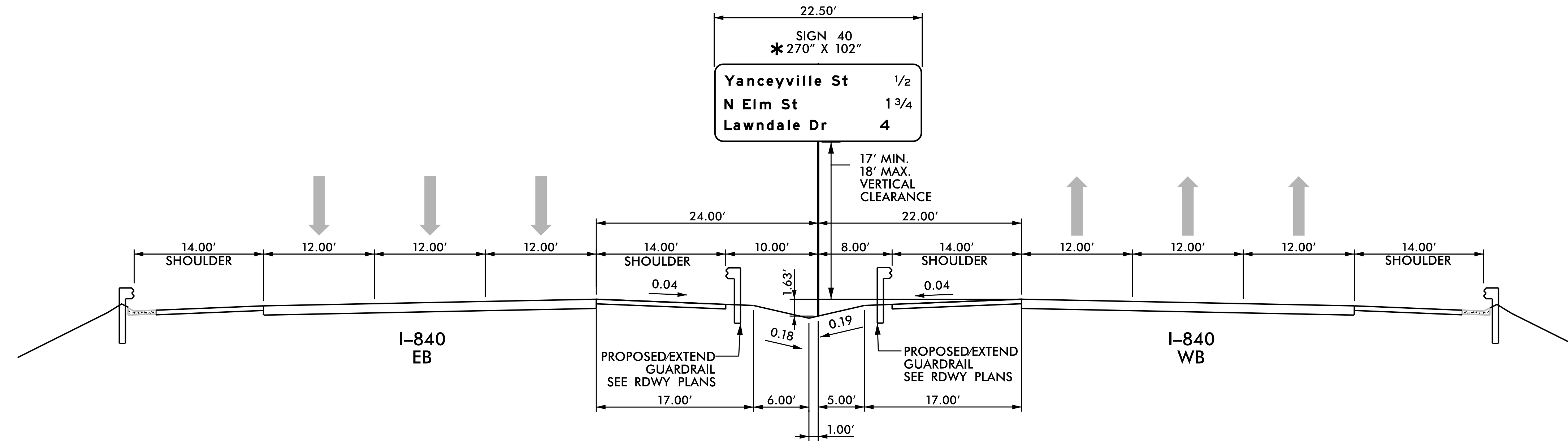
OVERHEAD SIGN STRUCTURE 'E'
-L- STA. 328+50

TIP NO. U-2525C	SHEET NO. SIGN-3R
APPROVED: <i>Charles A. Johnson, III</i> <small>58A1955847F54A6</small>	
DATE: 12/14/2017	
SEAL	
	
DOCUMENT NOT CONSIDERED FINAL UNLESS ALL SIGNATURES COMPLETED	

SIGN MESSAGE FACING OPPOSING TRAFFIC
FUTURE SIGN
270" X 102"




SIGN MESSAGE FACING OPPOSING TRAFFIC
SIGN 41
*270" X 102"

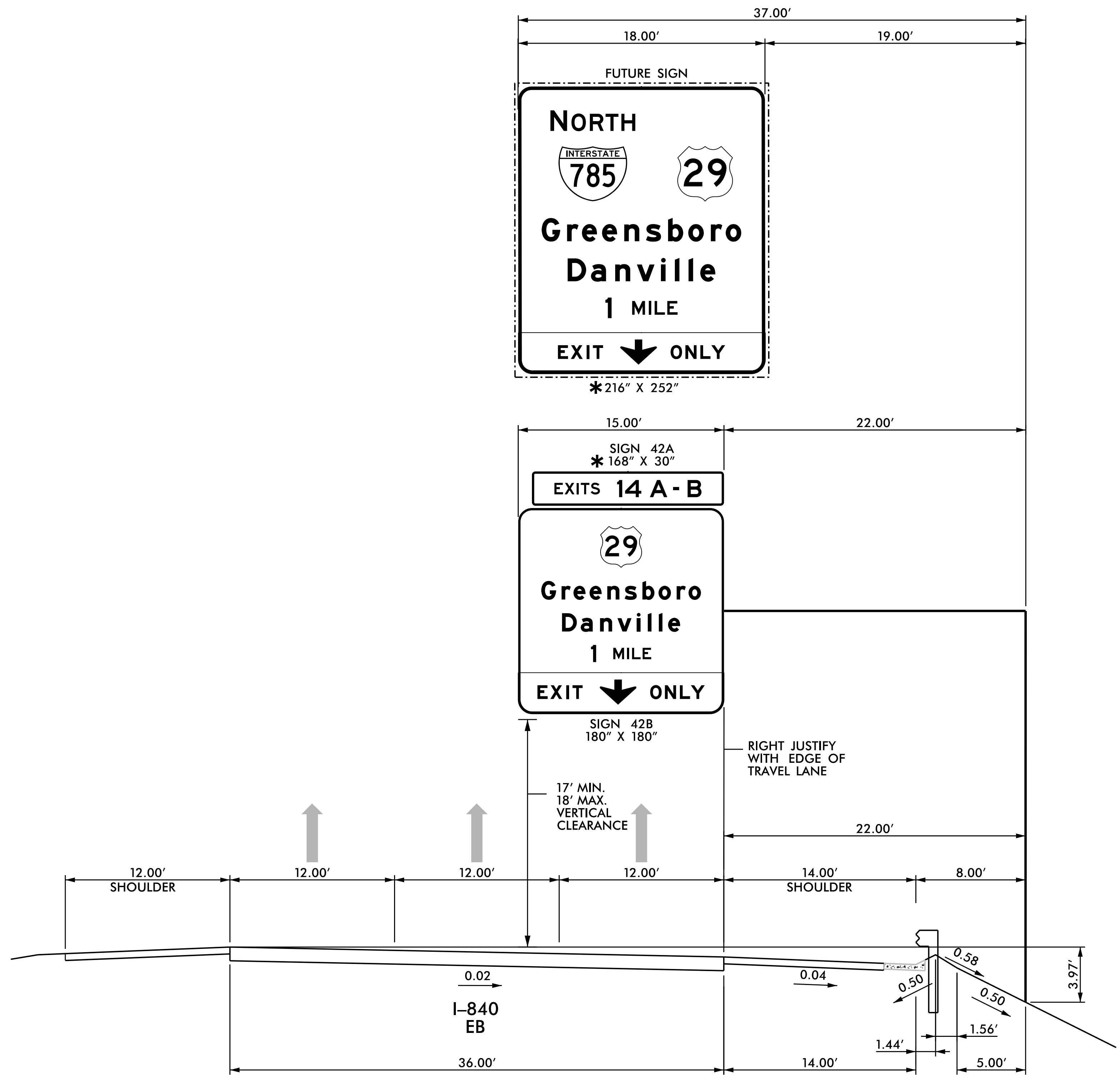


NOTES:

- IF THE CONTRACTOR BIDS ALUMINUM SIGN STRUCTURE, EACH SHALL BE PROVIDED WITH AN APPROVED HIGHWAY TRUSS DAMPER DEVICE IN ACCORDANCE WITH AASHTO SPECIFICATIONS.
- MOUNT SIGNS VERTICALLY CENTERED ON HORIZONTAL MEMBER OF STRUCTURE.
- FIELD VERIFICATION SHALL BE REQUIRED FOR ALL FOOTING ELEVATIONS, PER THE LATEST NCDOT STANDARD SPECIFICATIONS FOR ROADS AND STRUCTURES. PROVIDE FIELD VERIFICATION TO THE SIGNING SECTION.
- THE TOP OF THE FOOTING SHALL EXTEND AT LEAST 4 INCHES AND NOT MORE THAN 24 INCHES ABOVE THE HIGHEST POINT OF THE GROUND SURFACE AT THE FOOTING.
- SIGN HANGERS AND ATTACHMENT HARDWARE SHALL BE PROVIDED AND INSTALLED ON THE ASSEMBLY TO ACCOMMODATE ALL SIGNS SHOWN IN THIS PLAN SHEET.
- DESIGN AND CONSTRUCTION REQUIREMENTS FOR SIGN STRUCTURES SHALL ACCOMMODATE WIND VELOCITY OF 90 M.P.H.

*THESE DIMENSIONS SHALL BE USED FOR WIND LOAD AND DEAD LOAD COMPUTATIONS IN DESIGN OF STRUCTURE AND FOOTINGS. DESIGN AND CONSTRUCTION REQUIREMENTS FOR SIGN STRUCTURES SHALL ACCOMMODATE WIND VELOCITY OF 90 M.P.H.

TIP NO. U-2525C	SHEET NO. SIGN-3S
APPROVED: <i>Charles A. Johnson, III</i> <small>98A1965847F54A8</small>	
DATE: 12/14/2017	
SEAL	
	
DOCUMENT NOT CONSIDERED FINAL UNLESS ALL SIGNATURES COMPLETED	




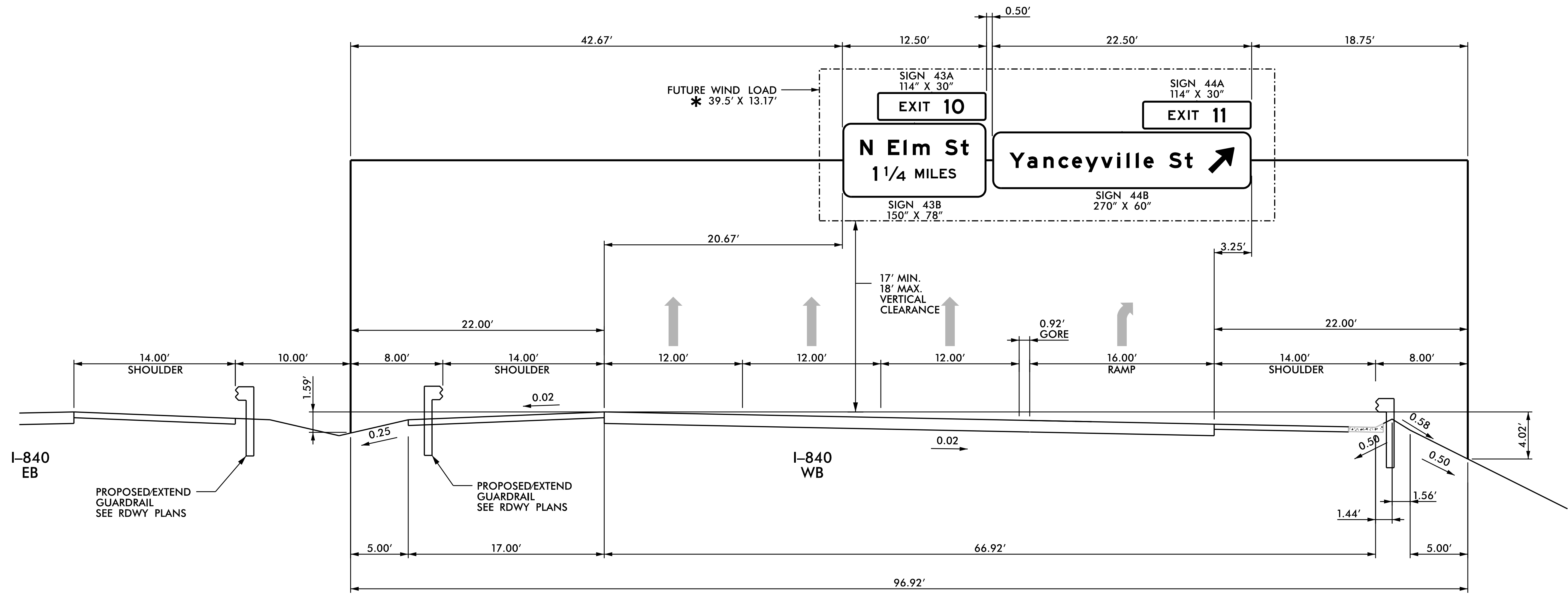
NOTES:

- IF THE CONTRACTOR BIDS ALUMINUM SIGN STRUCTURE, EACH SHALL BE PROVIDED WITH AN APPROVED HIGHWAY TRUSS DAMPER DEVICE IN ACCORDANCE WITH AASHTO SPECIFICATIONS.
- MOUNT SIGNS VERTICALLY CENTERED ON HORIZONTAL MEMBER OF STRUCTURE.
- FIELD VERIFICATION SHALL BE REQUIRED FOR ALL FOOTING ELEVATIONS, PER THE LATEST NCDOT STANDARD SPECIFICATIONS FOR ROADS AND STRUCTURES. PROVIDE FIELD VERIFICATION TO THE SIGNING SECTION.
- THE TOP OF THE FOOTING SHALL EXTEND AT LEAST 4 INCHES AND NOT MORE THAN 24 INCHES ABOVE THE HIGHEST POINT OF THE GROUND SURFACE AT THE FOOTING.
- SIGN HANGERS AND ATTACHMENT HARDWARE SHALL BE PROVIDED AND INSTALLED ON THE ASSEMBLY TO ACCOMMODATE ALL SIGNS SHOWN IN THIS PLAN SHEET.
- DESIGN AND CONSTRUCTION REQUIREMENTS FOR SIGN STRUCTURES SHALL ACCOMMODATE WIND VELOCITY OF 90 M.P.H.

* THESE DIMENSIONS SHALL BE USED FOR WIND LOAD AND DEAD LOAD COMPUTATIONS IN DESIGN OF STRUCTURE AND FOOTINGS. DESIGN AND CONSTRUCTION REQUIREMENTS FOR SIGN STRUCTURES SHALL ACCOMMODATE WIND VELOCITY OF 90 M.P.H.

OVERHEAD SIGN STRUCTURE 'G'
-L- STA. 346+00 LT

TIP NO. U-2525C	SHEET NO. SIGN-3T
APPROVED: <i>Charles A. Johnson, III</i> 98A1965847F54A8	
DATE: 12/14/2017	
SEAL	
	
DOCUMENT NOT CONSIDERED FINAL UNLESS ALL SIGNATURES COMPLETED	




NOTES:

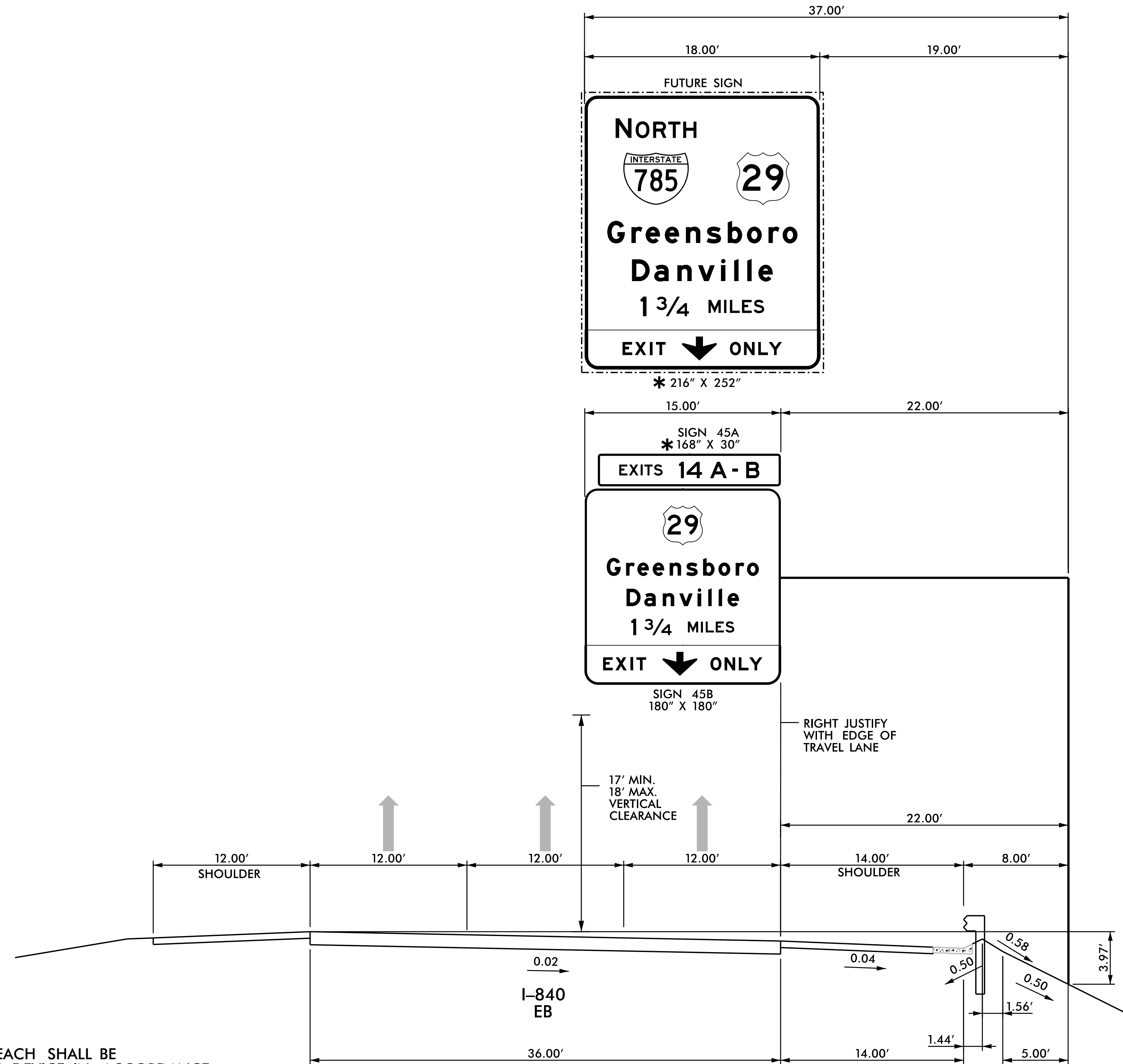
- IF THE CONTRACTOR BIDS ALUMINUM SIGN STRUCTURE, EACH SHALL BE PROVIDED WITH AN APPROVED HIGHWAY TRUSS DAMPER DEVICE IN ACCORDANCE WITH AASHTO SPECIFICATIONS.
- MOUNT SIGNS VERTICALLY CENTERED ON HORIZONTAL MEMBER OF STRUCTURE.
- FIELD VERIFICATION SHALL BE REQUIRED FOR ALL FOOTING ELEVATIONS, PER THE LATEST NCDOT STANDARD SPECIFICATIONS FOR ROADS AND STRUCTURES. PROVIDE FIELD VERIFICATION TO THE SIGNING SECTION.
- THE TOP OF THE FOOTING SHALL EXTEND AT LEAST 4 INCHES AND NOT MORE THAN 24 INCHES ABOVE THE HIGHEST POINT OF THE GROUND SURFACE AT THE FOOTING.
- SIGN HANGERS AND ATTACHMENT HARDWARE SHALL BE PROVIDED AND INSTALLED ON THE ASSEMBLY TO ACCOMMODATE ALL SIGNS SHOWN IN THIS PLAN SHEET.
- DESIGN AND CONSTRUCTION REQUIREMENTS FOR SIGN STRUCTURES SHALL ACCOMMODATE WIND VELOCITY OF 90 M.P.H.

*THESE DIMENSIONS SHALL BE USED FOR WIND LOAD AND DEAD LOAD COMPUTATIONS IN DESIGN OF STRUCTURE AND FOOTINGS. DESIGN AND CONSTRUCTION REQUIREMENTS FOR SIGN STRUCTURES SHALL ACCOMMODATE WIND VELOCITY OF 90 M.P.H.

HNTB
 HNTB NORTH CAROLINA, P.C.
 343 E. Six Forks Road, Suite 200
 Raleigh, North Carolina 27609
 NC License No: C-1554
 (919) 546-8997

**OVERHEAD SIGN STRUCTURE 'H'
-L- STA. 383+50**


TIP NO. U-2525C	SHEET NO. SIGN-3U
APPROVED: <i>Charles A. Johnson, III</i> 98A1565B47F54A8	
DATE: 12/14/2017	
SEAL	
	
DOCUMENT NOT CONSIDERED FINAL UNLESS ALL SIGNATURES COMPLETED	

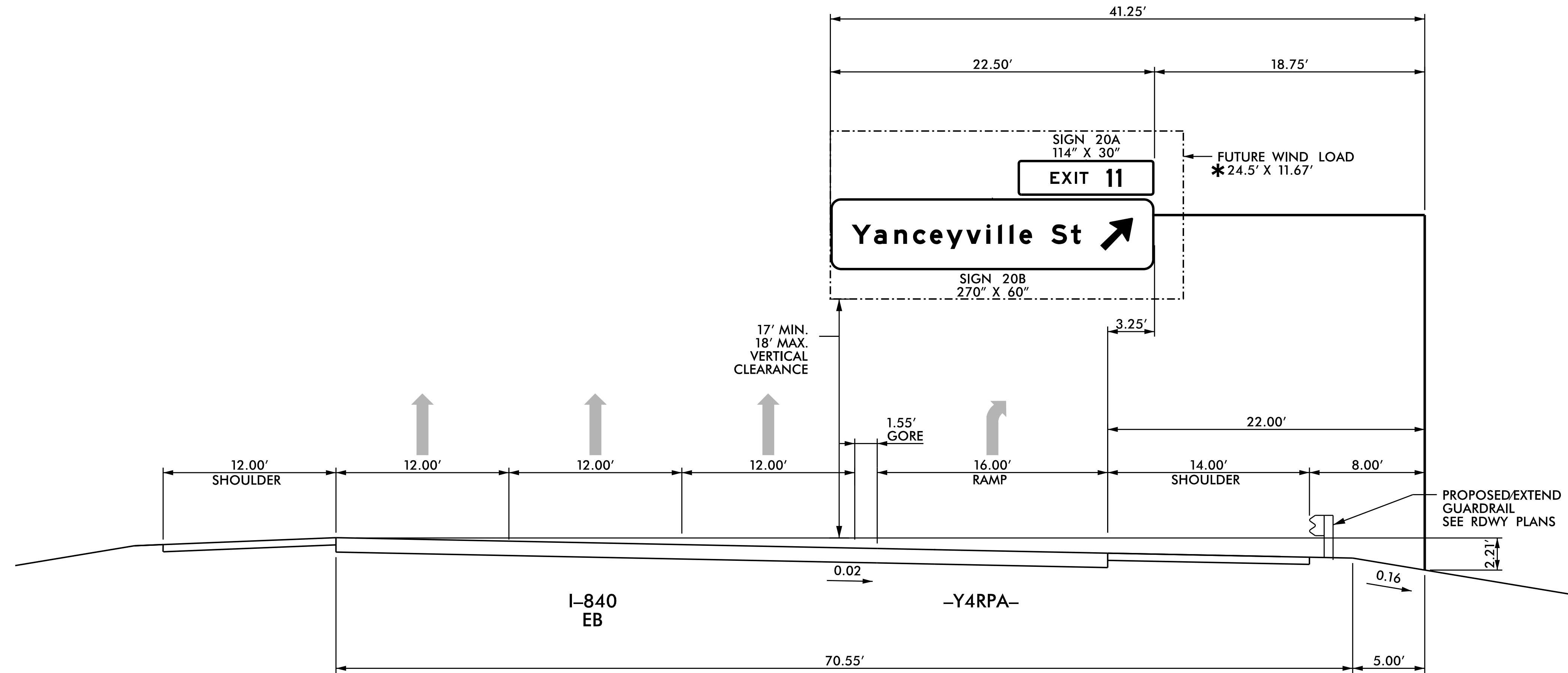


NOTES:

- IF THE CONTRACTOR BIDS ALUMINUM SIGN STRUCTURE, EACH SHALL BE PROVIDED WITH AN APPROVED HIGHWAY TRUSS DAMPER DEVICE IN ACCORDANCE WITH AASHTO SPECIFICATIONS.
- MOUNT SIGNS VERTICALLY CENTERED ON HORIZONTAL MEMBER OF STRUCTURE.
- FIELD VERIFICATION SHALL BE REQUIRED FOR ALL FOOTING ELEVATIONS, PER THE LATEST NCDOT STANDARD SPECIFICATIONS FOR ROADS AND STRUCTURES. PROVIDE FIELD VERIFICATION TO THE SIGNING SECTION.
- THE TOP OF THE FOOTING SHALL EXTEND AT LEAST 4 INCHES AND NOT MORE THAN 24 INCHES ABOVE THE HIGHEST POINT OF THE GROUND SURFACE AT THE FOOTING.
- SIGN HANGERS AND ATTACHMENT HARDWARE SHALL BE PROVIDED AND INSTALLED ON THE ASSEMBLY TO ACCOMMODATE ALL SIGNS SHOWN IN THIS PLAN SHEET.
- DESIGN AND CONSTRUCTION REQUIREMENTS FOR SIGN STRUCTURES SHALL ACCOMMODATE WIND VELOCITY OF 90 M.P.H.

*THESE DIMENSIONS SHALL BE USED FOR WIND LOAD AND DEAD LOAD COMPUTATIONS IN DESIGN OF STRUCTURE AND FOOTINGS. DESIGN AND CONSTRUCTION REQUIREMENTS FOR SIGN STRUCTURES SHALL ACCOMMODATE WIND VELOCITY OF 90 M.P.H.

TIP NO. U-2525C	SHEET NO. SIGN-3V
APPROVED: <i>Charles A. Johnson, III</i> <small>98A1965B47F54A8</small>	
DATE: 12/14/2017	
SEAL	
	
DOCUMENT NOT CONSIDERED FINAL UNLESS ALL SIGNATURES COMPLETED	




NOTES:

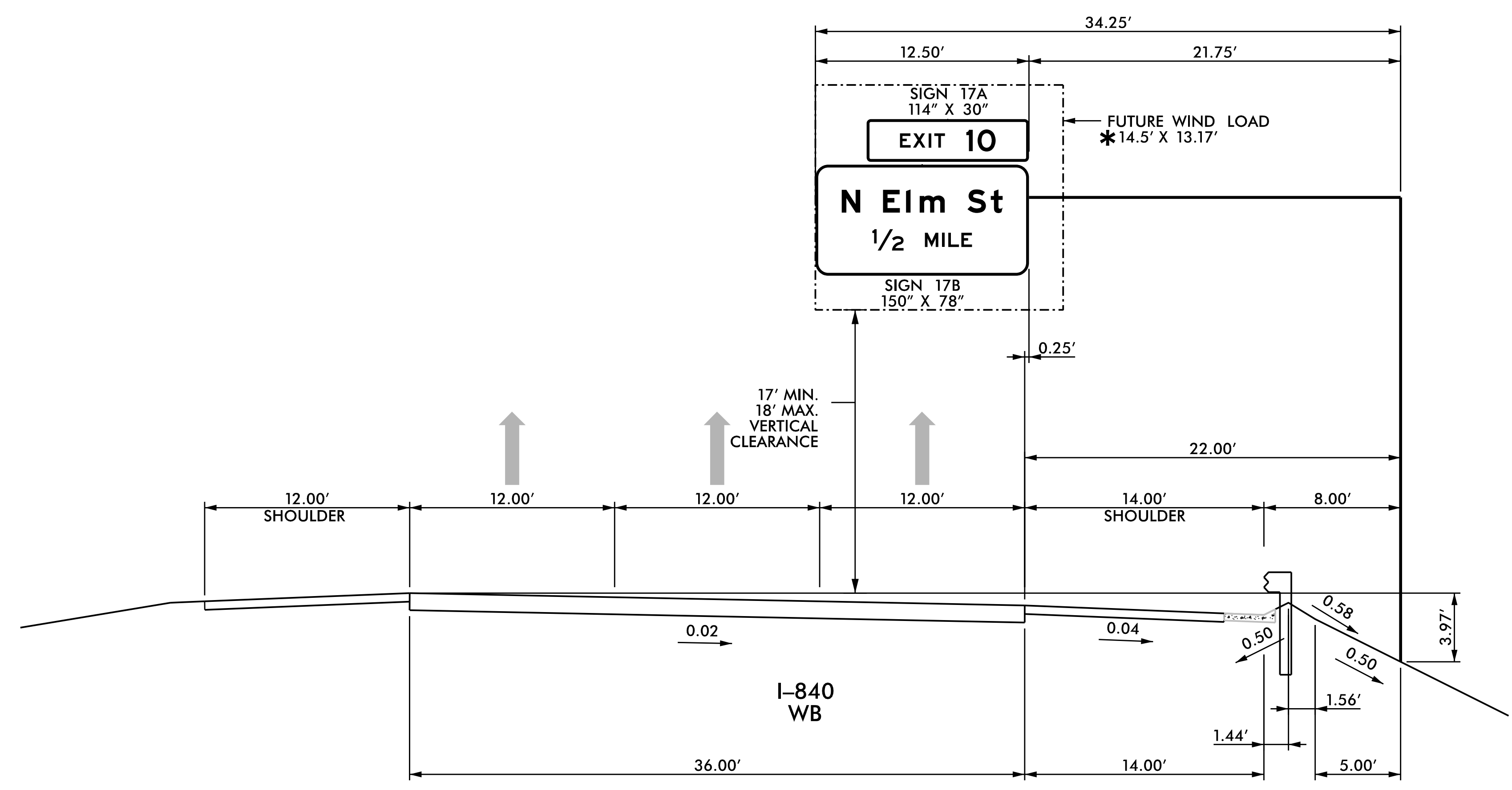
- IF THE CONTRACTOR BIDS ALUMINUM SIGN STRUCTURE, EACH SHALL BE PROVIDED WITH AN APPROVED HIGHWAY TRUSS DAMPER DEVICE IN ACCORDANCE WITH AASHTO SPECIFICATIONS.
- MOUNT SIGNS VERTICALLY CENTERED ON HORIZONTAL MEMBER OF STRUCTURE.
- FIELD VERIFICATION SHALL BE REQUIRED FOR ALL FOOTING ELEVATIONS, PER THE LATEST NCDOT STANDARD SPECIFICATIONS FOR ROADS AND STRUCTURES. PROVIDE FIELD VERIFICATION TO THE SIGNING SECTION.
- THE TOP OF THE FOOTING SHALL EXTEND AT LEAST 4 INCHES AND NOT MORE THAN 24 INCHES ABOVE THE HIGHEST POINT OF THE GROUND SURFACE AT THE FOOTING.
- SIGN HANGERS AND ATTACHMENT HARDWARE SHALL BE PROVIDED AND INSTALLED ON THE ASSEMBLY TO ACCOMMODATE ALL SIGNS SHOWN IN THIS PLAN SHEET.
- DESIGN AND CONSTRUCTION REQUIREMENTS FOR SIGN STRUCTURES SHALL ACCOMMODATE WIND VELOCITY OF 90 M.P.H.

*THESE DIMENSIONS SHALL BE USED FOR WIND LOAD AND DEAD LOAD COMPUTATIONS IN DESIGN OF STRUCTURE AND FOOTINGS. DESIGN AND CONSTRUCTION REQUIREMENTS FOR SIGN STRUCTURES SHALL ACCOMMODATE WIND VELOCITY OF 90 M.P.H.

HNTB
 HNTB NORTH CAROLINA, P.C.
 343 E. Six Forks Road, Suite 200
 Raleigh, North Carolina 27609
 NC License No: C-1554
 (919) 546-8997

OVERHEAD SIGN STRUCTURE 'J'
-L- STA. 419+00 LT

TIP NO. U-2525C	SHEET NO. SIGN-3W
APPROVED: <i>Charles A. Johnson, III</i> <small>SSA1505047F54A6</small>	
DATE: 12/14/2017	
SEAL	
	
DOCUMENT NOT CONSIDERED FINAL UNLESS ALL SIGNATURES COMPLETED	




NOTES:

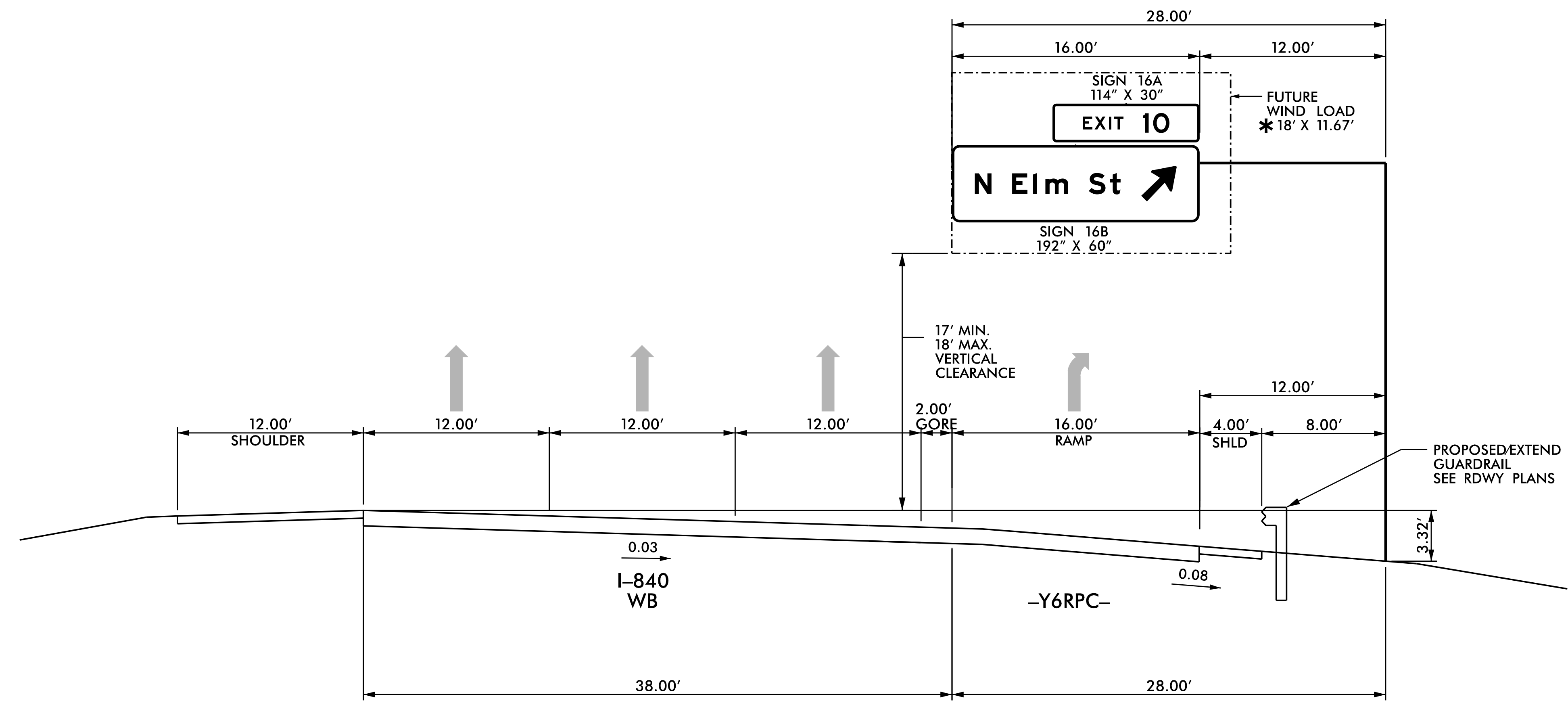
- IF THE CONTRACTOR BIDS ALUMINUM SIGN STRUCTURE, EACH SHALL BE PROVIDED WITH AN APPROVED HIGHWAY TRUSS DAMPER DEVICE IN ACCORDANCE WITH AASHTO SPECIFICATIONS.
- MOUNT SIGNS VERTICALLY CENTERED ON HORIZONTAL MEMBER OF STRUCTURE.
- FIELD VERIFICATION SHALL BE REQUIRED FOR ALL FOOTING ELEVATIONS, PER THE LATEST NCDOT STANDARD SPECIFICATIONS FOR ROADS AND STRUCTURES. PROVIDE FIELD VERIFICATION TO THE SIGNING SECTION.
- THE TOP OF THE FOOTING SHALL EXTEND AT LEAST 4 INCHES AND NOT MORE THAN 24 INCHES ABOVE THE HIGHEST POINT OF THE GROUND SURFACE AT THE FOOTING.
- SIGN HANGERS AND ATTACHMENT HARDWARE SHALL BE PROVIDED AND INSTALLED ON THE ASSEMBLY TO ACCOMMODATE ALL SIGNS SHOWN IN THIS PLAN SHEET.
- DESIGN AND CONSTRUCTION REQUIREMENTS FOR SIGN STRUCTURES SHALL ACCOMMODATE WIND VELOCITY OF 90 M.P.H.

* THESE DIMENSIONS SHALL BE USED FOR WIND LOAD AND DEAD LOAD COMPUTATIONS IN DESIGN OF STRUCTURE AND FOOTINGS. DESIGN AND CONSTRUCTION REQUIREMENTS FOR SIGN STRUCTURES SHALL ACCOMMODATE WIND VELOCITY OF 90 M.P.H.

HNTB
 HNTB NORTH CAROLINA, P.C.
 343 E. Six Forks Road, Suite 200
 Raleigh, North Carolina 27609
 NC License No: C-1554
 (919) 546-8997

OVERHEAD SIGN STRUCTURE 'K'
-L- STA. 428+50

TIP NO. U-2525C	SHEET NO. SIGN-3X
APPROVED: <i>Charles A. Johnson, III</i> <small>98A1965B47F54A8</small>	
DATE: 12/14/2017	
SEAL	
	
DOCUMENT NOT CONSIDERED FINAL UNLESS ALL SIGNATURES COMPLETED	




NOTES:

- IF THE CONTRACTOR BIDS ALUMINUM SIGN STRUCTURE, EACH SHALL BE PROVIDED WITH AN APPROVED HIGHWAY TRUSS DAMPER DEVICE IN ACCORDANCE WITH AASHTO SPECIFICATIONS.
- MOUNT SIGNS VERTICALLY CENTERED ON HORIZONTAL MEMBER OF STRUCTURE.
- FIELD VERIFICATION SHALL BE REQUIRED FOR ALL FOOTING ELEVATIONS, PER THE LATEST NCDOT STANDARD SPECIFICATIONS FOR ROADS AND STRUCTURES. PROVIDE FIELD VERIFICATION TO THE SIGNING SECTION.
- THE TOP OF THE FOOTING SHALL EXTEND AT LEAST 4 INCHES AND NOT MORE THAN 24 INCHES ABOVE THE HIGHEST POINT OF THE GROUND SURFACE AT THE FOOTING.
- SIGN HANGERS AND ATTACHMENT HARDWARE SHALL BE PROVIDED AND INSTALLED ON THE ASSEMBLY TO ACCOMMODATE ALL SIGNS SHOWN IN THIS PLAN SHEET.
- DESIGN AND CONSTRUCTION REQUIREMENTS FOR SIGN STRUCTURES SHALL ACCOMMODATE WIND VELOCITY OF 90 M.P.H.

* THESE DIMENSIONS SHALL BE USED FOR WIND LOAD AND DEAD LOAD COMPUTATIONS IN DESIGN OF STRUCTURE AND FOOTINGS. DESIGN AND CONSTRUCTION REQUIREMENTS FOR SIGN STRUCTURES SHALL ACCOMMODATE WIND VELOCITY OF 90 M.P.H.

HNTB
 HNTB NORTH CAROLINA, P.C.
 343 E. Six Forks Road, Suite 200
 Raleigh, North Carolina 27609
 NC License No: C-1554
 (919) 546-8997

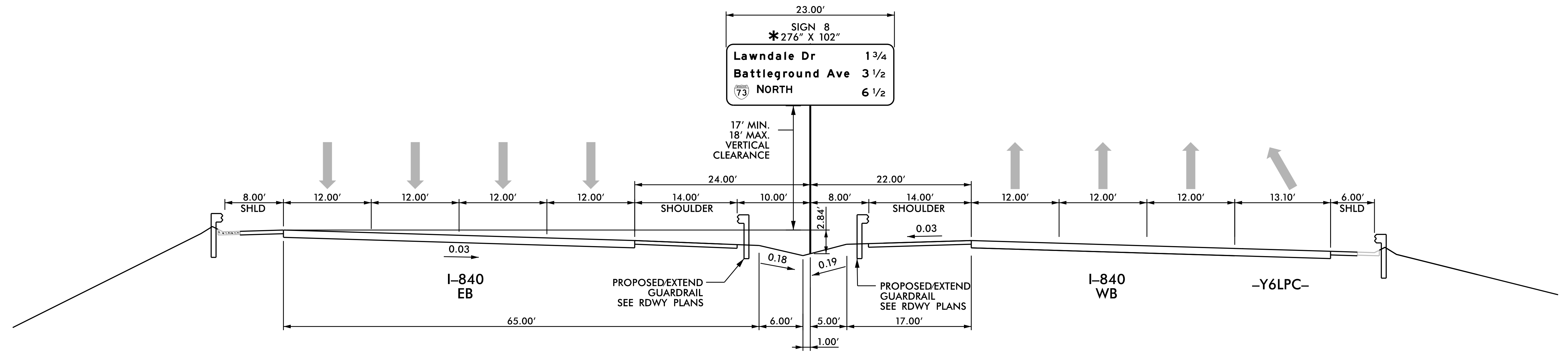
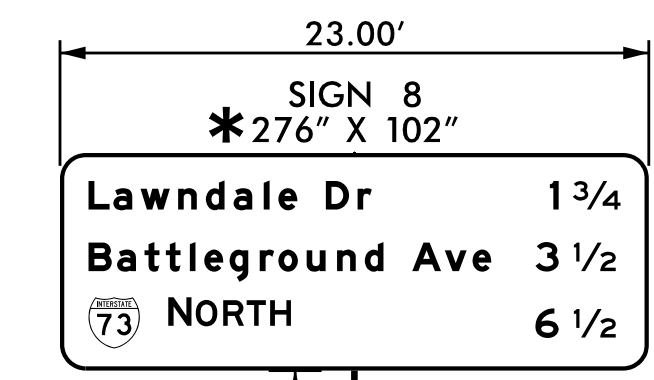
OVERHEAD SIGN STRUCTURE 'L'
-L- STA. 456+00

TIP NO. U-2525C	SHEET NO. SIGN-3Y
APPROVED: <i>Charles A. Johnson, III</i> 98A1965B47F54A8	
DATE: 12/14/2017	
SEAL	
	
DOCUMENT NOT CONSIDERED FINAL UNLESS ALL SIGNATURES COMPLETED	

SIGN MESSAGE FACING OPPOSING TRAFFIC
FUTURE SIGN
276" x 102"



SIGN MESSAGE FACING OPPOSING TRAFFIC
SIGN 7
*276" X 102"




NOTES:

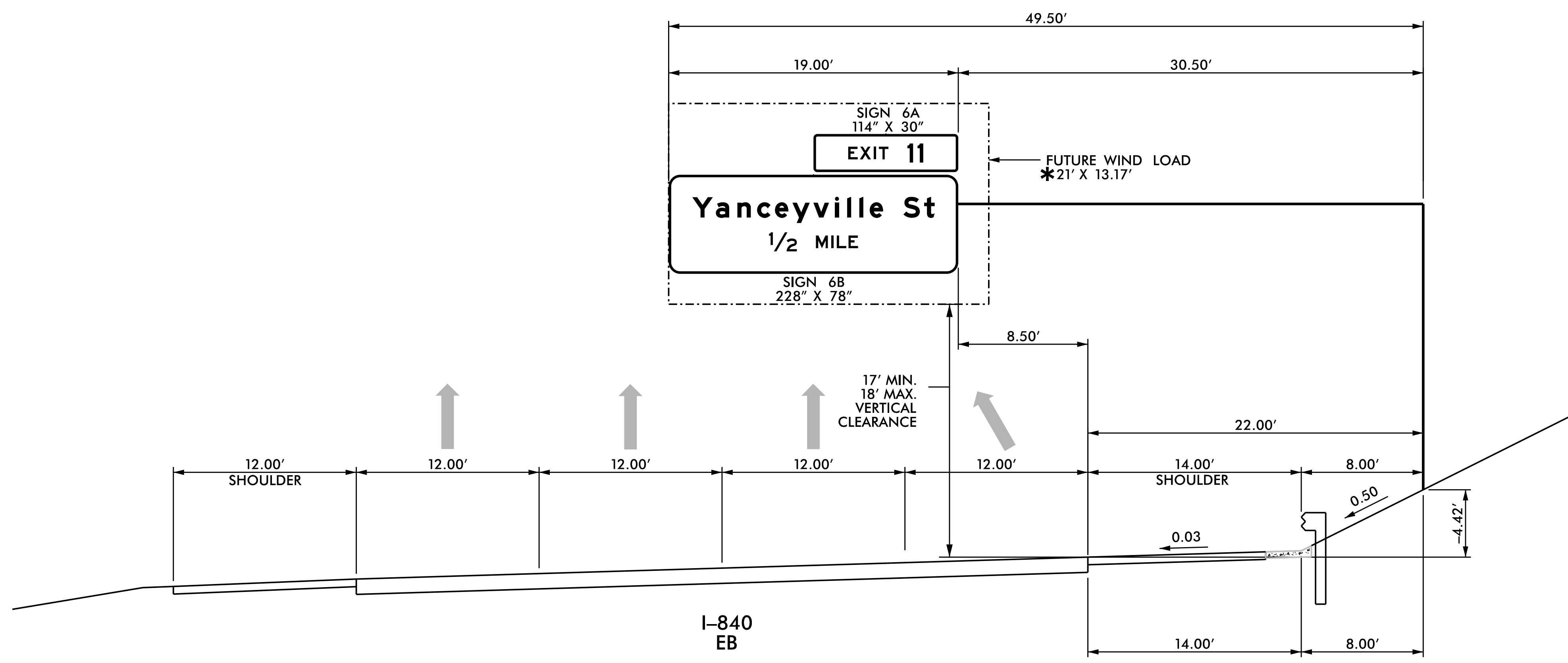
- IF THE CONTRACTOR BIDS ALUMINUM SIGN STRUCTURE, EACH SHALL BE PROVIDED WITH AN APPROVED HIGHWAY TRUSS DAMPER DEVICE IN ACCORDANCE WITH AASHTO SPECIFICATIONS.
- MOUNT SIGNS VERTICALLY CENTERED ON HORIZONTAL MEMBER OF STRUCTURE.
- FIELD VERIFICATION SHALL BE REQUIRED FOR ALL FOOTING ELEVATIONS, PER THE LATEST NCDOT STANDARD SPECIFICATIONS FOR ROADS AND STRUCTURES. PROVIDE FIELD VERIFICATION TO THE SIGNING SECTION.
- THE TOP OF THE FOOTING SHALL EXTEND AT LEAST 4 INCHES AND NOT MORE THAN 24 INCHES ABOVE THE HIGHEST POINT OF THE GROUND SURFACE AT THE FOOTING.
- SIGN HANGERS AND ATTACHMENT HARDWARE SHALL BE PROVIDED AND INSTALLED ON THE ASSEMBLY TO ACCOMMODATE ALL SIGNS SHOWN IN THIS PLAN SHEET.
- DESIGN AND CONSTRUCTION REQUIREMENTS FOR SIGN STRUCTURES SHALL ACCOMMODATE WIND VELOCITY OF 90 M.P.H.

*THESE DIMENSIONS SHALL BE USED FOR WIND LOAD AND DEAD LOAD COMPUTATIONS IN DESIGN OF STRUCTURE AND FOOTINGS. DESIGN AND CONSTRUCTION REQUIREMENTS FOR SIGN STRUCTURES SHALL ACCOMMODATE WIND VELOCITY OF 90 M.P.H.

HNTB
 HNTB NORTH CAROLINA, P.C.
 343 E. Six Forks Road, Suite 200
 Raleigh, North Carolina 27609
 NC License No: C-1554
 (919) 546-8997

OVERHEAD SIGN STRUCTURE 'M'
-L- STA. 468+50

TIP NO. U-2525C	SHEET NO. SIGN-3Z
APPROVED: <i>Charles A. Johnson, III</i> 98A1965B47F54A8	
DATE: 12/14/2017	
SEAL	
	
DOCUMENT NOT CONSIDERED FINAL UNLESS ALL SIGNATURES COMPLETED	




NOTES:

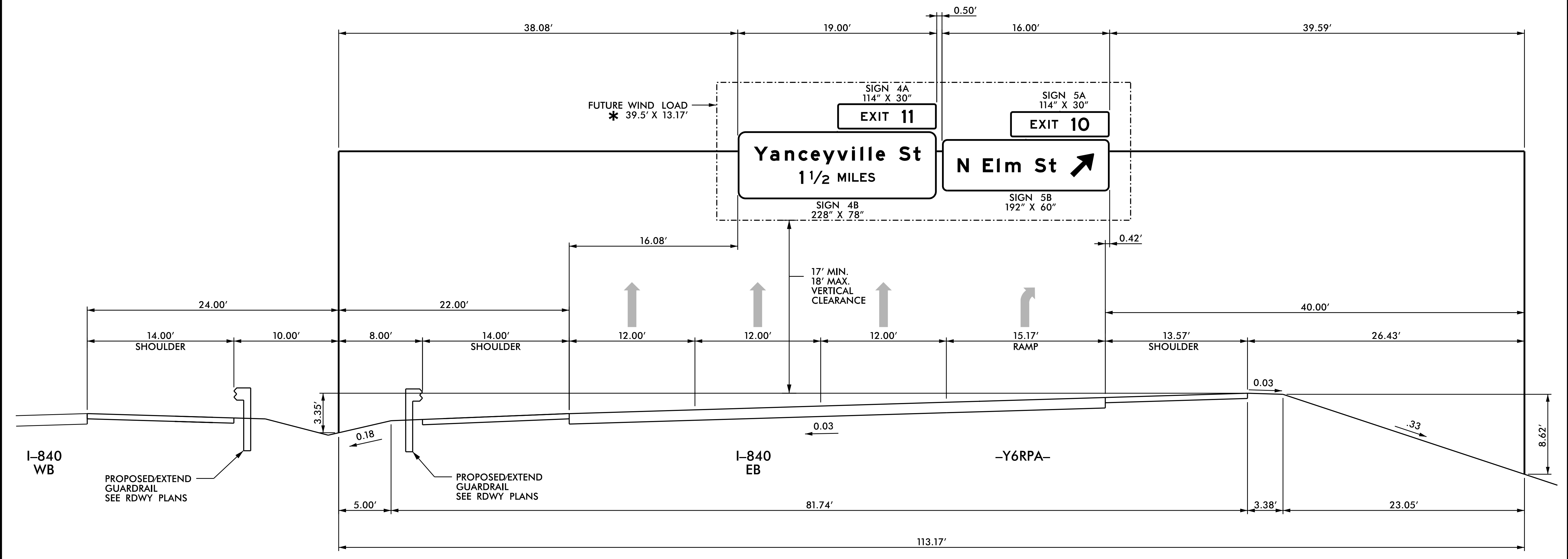
- IF THE CONTRACTOR BIDS ALUMINUM SIGN STRUCTURE, EACH SHALL BE PROVIDED WITH AN APPROVED HIGHWAY TRUSS DAMPER DEVICE IN ACCORDANCE WITH AASHTO SPECIFICATIONS.
- MOUNT SIGNS VERTICALLY CENTERED ON HORIZONTAL MEMBER OF STRUCTURE.
- FIELD VERIFICATION SHALL BE REQUIRED FOR ALL FOOTING ELEVATIONS, PER THE LATEST NCDOT STANDARD SPECIFICATIONS FOR ROADS AND STRUCTURES. PROVIDE FIELD VERIFICATION TO THE SIGNING SECTION.
- THE TOP OF THE FOOTING SHALL EXTEND AT LEAST 4 INCHES AND NOT MORE THAN 24 INCHES ABOVE THE HIGHEST POINT OF THE GROUND SURFACE AT THE FOOTING.
- SIGN HANGERS AND ATTACHMENT HARDWARE SHALL BE PROVIDED AND INSTALLED ON THE ASSEMBLY TO ACCOMMODATE ALL SIGNS SHOWN IN THIS PLAN SHEET.
- DESIGN AND CONSTRUCTION REQUIREMENTS FOR SIGN STRUCTURES SHALL ACCOMMODATE WIND VELOCITY OF 90 M.P.H.

*THESE DIMENSIONS SHALL BE USED FOR WIND LOAD AND DEAD LOAD COMPUTATIONS IN DESIGN OF STRUCTURE AND FOOTINGS. DESIGN AND CONSTRUCTION REQUIREMENTS FOR SIGN STRUCTURES SHALL ACCOMMODATE WIND VELOCITY OF 90 M.P.H.

HNTB
 HNTB NORTH CAROLINA, P.C.
 343 E. Six Forks Road, Suite 200
 Raleigh, North Carolina 27609
 NC License No: C-1554
 (919) 546-8997

**OVERHEAD SIGN STRUCTURE 'N'
-L- STA. 450+00 LT**

TIP NO. U-2525C	SHEET NO. SIGN-3AA
APPROVED: <i>Charles A. Johnson, III</i> 58A1958B47F54A6	
DATE: 12/14/2017	
SEAL	
	
DOCUMENT NOT CONSIDERED FINAL UNLESS ALL SIGNATURES COMPLETED	




NOTES:

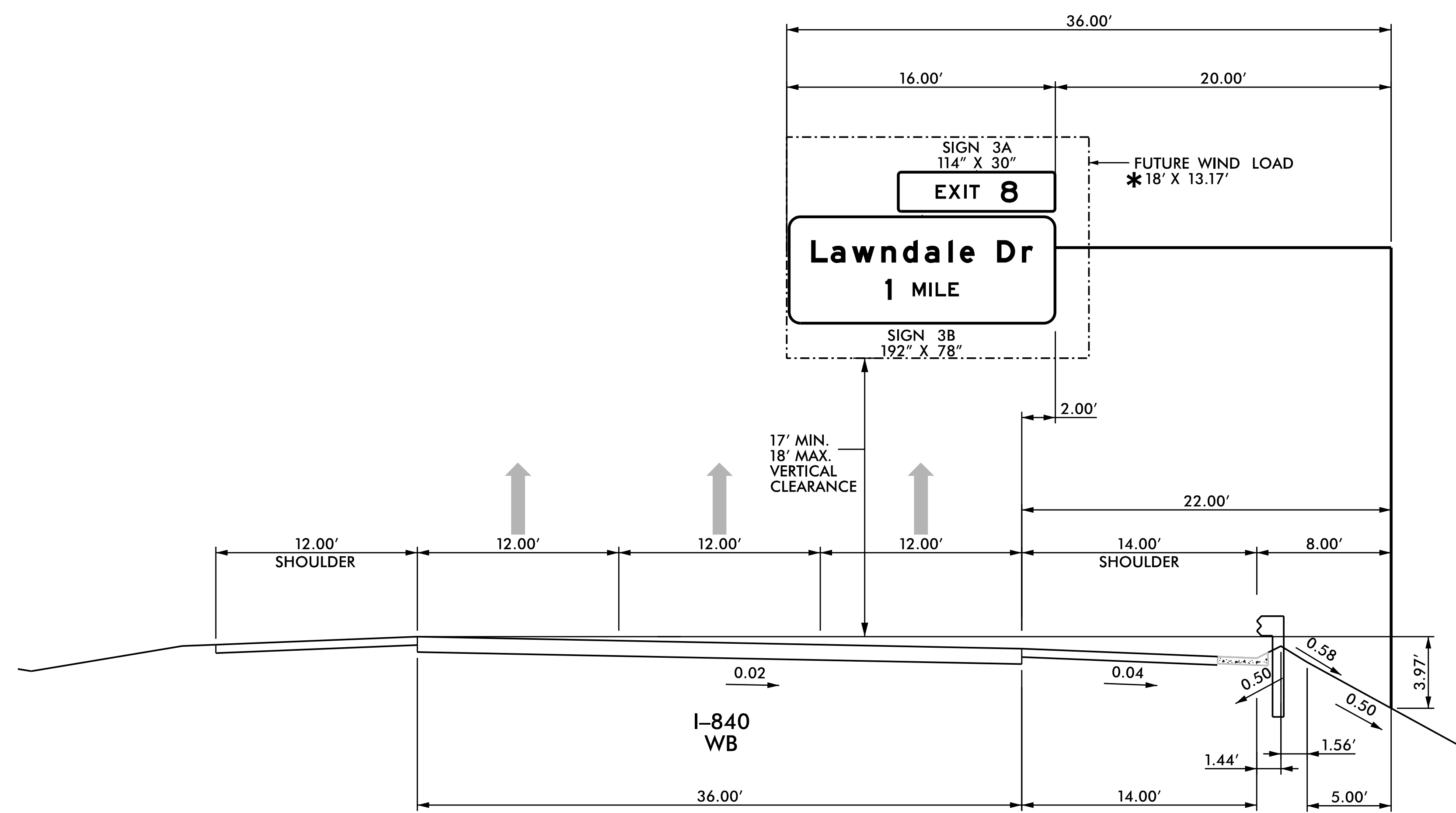
- IF THE CONTRACTOR BIDS ALUMINUM SIGN STRUCTURE, EACH SHALL BE PROVIDED WITH AN APPROVED HIGHWAY TRUSS DAMPER DEVICE IN ACCORDANCE WITH AASHTO SPECIFICATIONS.
- MOUNT SIGNS VERTICALLY CENTERED ON HORIZONTAL MEMBER OF STRUCTURE.
- FIELD VERIFICATION SHALL BE REQUIRED FOR ALL FOOTING ELEVATIONS, PER THE LATEST NCDOT STANDARD SPECIFICATIONS FOR ROADS AND STRUCTURES. PROVIDE FIELD VERIFICATION TO THE SIGNING SECTION.
- THE TOP OF THE FOOTING SHALL EXTEND AT LEAST 4 INCHES AND NOT MORE THAN 24 INCHES ABOVE THE HIGHEST POINT OF THE GROUND SURFACE AT THE FOOTING.
- SIGN HANGERS AND ATTACHMENT HARDWARE SHALL BE PROVIDED AND INSTALLED ON THE ASSEMBLY TO ACCOMMODATE ALL SIGNS SHOWN IN THIS PLAN SHEET.
- DESIGN AND CONSTRUCTION REQUIREMENTS FOR SIGN STRUCTURES SHALL ACCOMMODATE WIND VELOCITY OF 90 M.P.H.

* THESE DIMENSIONS SHALL BE USED FOR WIND LOAD AND DEAD LOAD COMPUTATIONS IN DESIGN OF STRUCTURE AND FOOTINGS. DESIGN AND CONSTRUCTION REQUIREMENTS FOR SIGN STRUCTURES SHALL ACCOMMODATE WIND VELOCITY OF 90 M.P.H.

HNTB
 HNTB NORTH CAROLINA, P.C.
 343 E. Six Forks Road, Suite 200
 Raleigh, North Carolina 27609
 NC License No: C-1554
 (919) 546-8997

OVERHEAD SIGN STRUCTURE '0'
-L- STA. 488+00 LT

TIP NO. U-2525C	SHEET NO. SIGN-3BB
APPROVED: <i>Charles A. Johnson, III</i> 98A1965847F54A8	
DATE: 12/14/2017	
SEAL	
	
DOCUMENT NOT CONSIDERED FINAL UNLESS ALL SIGNATURES COMPLETED	




NOTES:

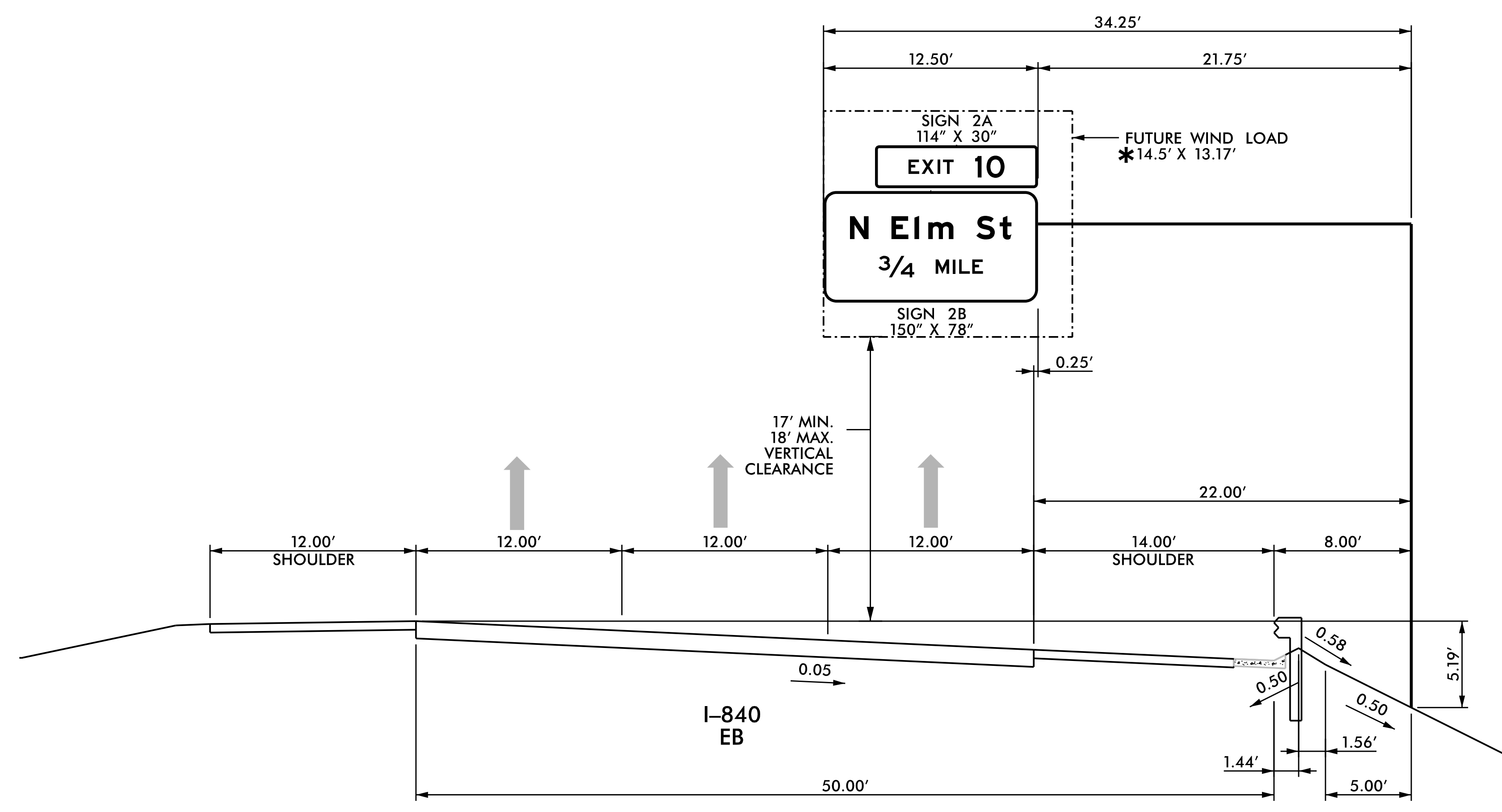
- IF THE CONTRACTOR BIDS ALUMINUM SIGN STRUCTURE, EACH SHALL BE PROVIDED WITH AN APPROVED HIGHWAY TRUSS DAMPER DEVICE IN ACCORDANCE WITH AASHTO SPECIFICATIONS.
- MOUNT SIGNS VERTICALLY CENTERED ON HORIZONTAL MEMBER OF STRUCTURE.
- FIELD VERIFICATION SHALL BE REQUIRED FOR ALL FOOTING ELEVATIONS, PER THE LATEST NCDOT STANDARD SPECIFICATIONS FOR ROADS AND STRUCTURES. PROVIDE FIELD VERIFICATION TO THE SIGNING SECTION.
- THE TOP OF THE FOOTING SHALL EXTEND AT LEAST 4 INCHES AND NOT MORE THAN 24 INCHES ABOVE THE HIGHEST POINT OF THE GROUND SURFACE AT THE FOOTING.
- SIGN HANGERS AND ATTACHMENT HARDWARE SHALL BE PROVIDED AND INSTALLED ON THE ASSEMBLY TO ACCOMMODATE ALL SIGNS SHOWN IN THIS PLAN SHEET.
- DESIGN AND CONSTRUCTION REQUIREMENTS FOR SIGN STRUCTURES SHALL ACCOMMODATE WIND VELOCITY OF 90 M.P.H.

*THESE DIMENSIONS SHALL BE USED FOR WIND LOAD AND DEAD LOAD COMPUTATIONS IN DESIGN OF STRUCTURE AND FOOTINGS. DESIGN AND CONSTRUCTION REQUIREMENTS FOR SIGN STRUCTURES SHALL ACCOMMODATE WIND VELOCITY OF 90 M.P.H.

HNTB
 HNTB NORTH CAROLINA, P.C.
 343 E. Six Forks Road, Suite 200
 Raleigh, North Carolina 27609
 NC License No: C-1554
 (919) 546-8997

**OVERHEAD SIGN STRUCTURE 'P'
-L- STA. 512+00**

TIP NO. U-2525C	SHEET NO. SIGN-3CC
APPROVED: <i>Charles A. Johnson, III</i> 98A1965B47F54A8	
DATE: 12/14/2017	
SEAL	
	
DOCUMENT NOT CONSIDERED FINAL UNLESS ALL SIGNATURES COMPLETED	




NOTES:

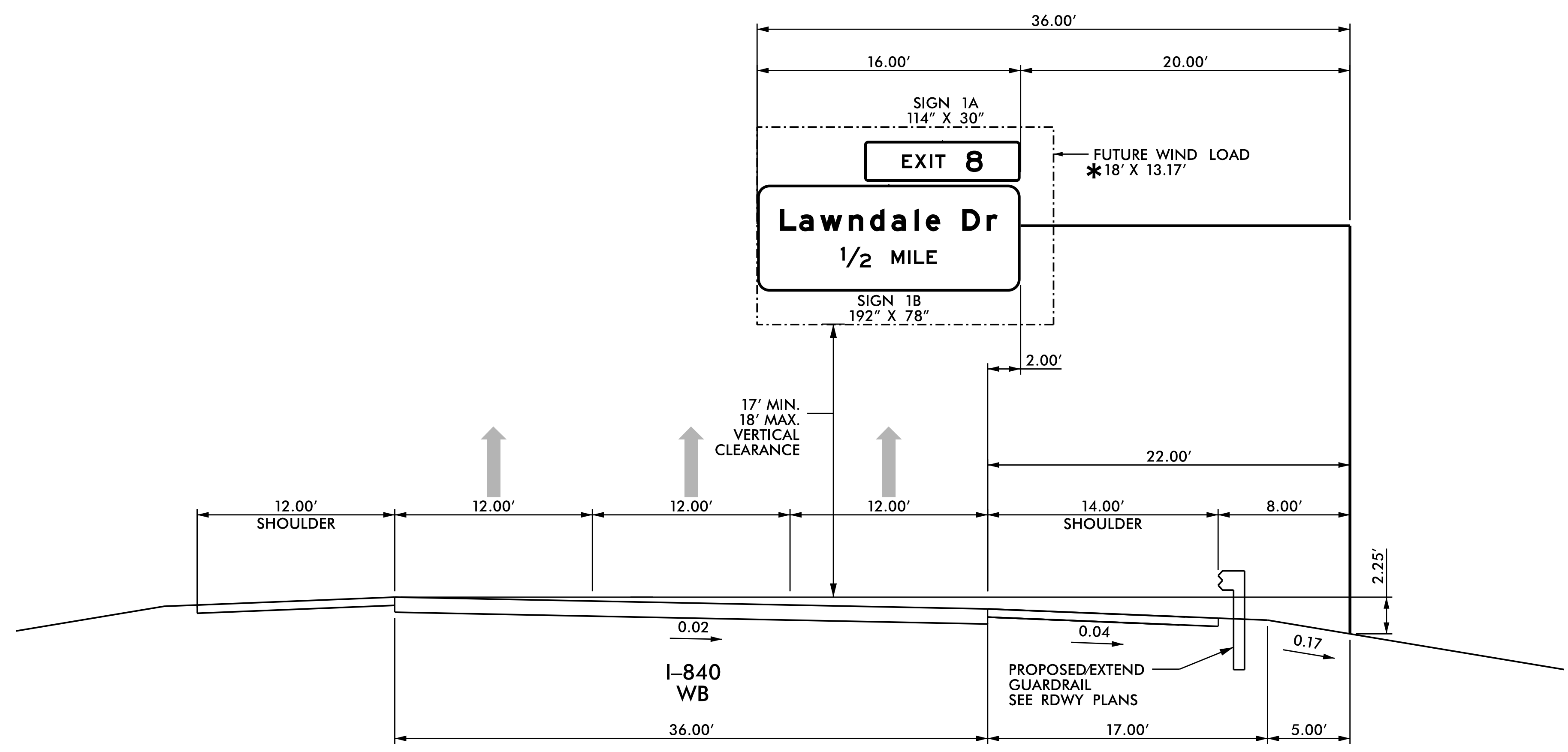
- IF THE CONTRACTOR BIDS ALUMINUM SIGN STRUCTURE, EACH SHALL BE PROVIDED WITH AN APPROVED HIGHWAY TRUSS DAMPER DEVICE IN ACCORDANCE WITH AASHTO SPECIFICATIONS.
- MOUNT SIGNS VERTICALLY CENTERED ON HORIZONTAL MEMBER OF STRUCTURE.
- FIELD VERIFICATION SHALL BE REQUIRED FOR ALL FOOTING ELEVATIONS, PER THE LATEST NCDOT STANDARD SPECIFICATIONS FOR ROADS AND STRUCTURES. PROVIDE FIELD VERIFICATION TO THE SIGNING SECTION.
- THE TOP OF THE FOOTING SHALL EXTEND AT LEAST 4 INCHES AND NOT MORE THAN 24 INCHES ABOVE THE HIGHEST POINT OF THE GROUND SURFACE AT THE FOOTING.
- SIGN HANGERS AND ATTACHMENT HARDWARE SHALL BE PROVIDED AND INSTALLED ON THE ASSEMBLY TO ACCOMMODATE ALL SIGNS SHOWN IN THIS PLAN SHEET.
- DESIGN AND CONSTRUCTION REQUIREMENTS FOR SIGN STRUCTURES SHALL ACCOMMODATE WIND VELOCITY OF 90 M.P.H.

* THESE DIMENSIONS SHALL BE USED FOR WIND LOAD AND DEAD LOAD COMPUTATIONS IN DESIGN OF STRUCTURE AND FOOTINGS. DESIGN AND CONSTRUCTION REQUIREMENTS FOR SIGN STRUCTURES SHALL ACCOMMODATE WIND VELOCITY OF 90 M.P.H.

HNTB
 HNTB NORTH CAROLINA, P.C.
 343 E. Six Forks Road, Suite 200
 Raleigh, North Carolina 27609
 NC License No: C-1554
 (919) 546-8997

OVERHEAD SIGN STRUCTURE 'Q'
-L- STA. 529+50 LT

TIP NO. U-2525C	SHEET NO. SIGN-3DD
APPROVED: <i>Charles A. Johnson, III</i> <small>98A1965B47F54A8</small>	
DATE: 12/14/2017	
SEAL	
	
DOCUMENT NOT CONSIDERED FINAL UNLESS ALL SIGNATURES COMPLETED	




NOTES:

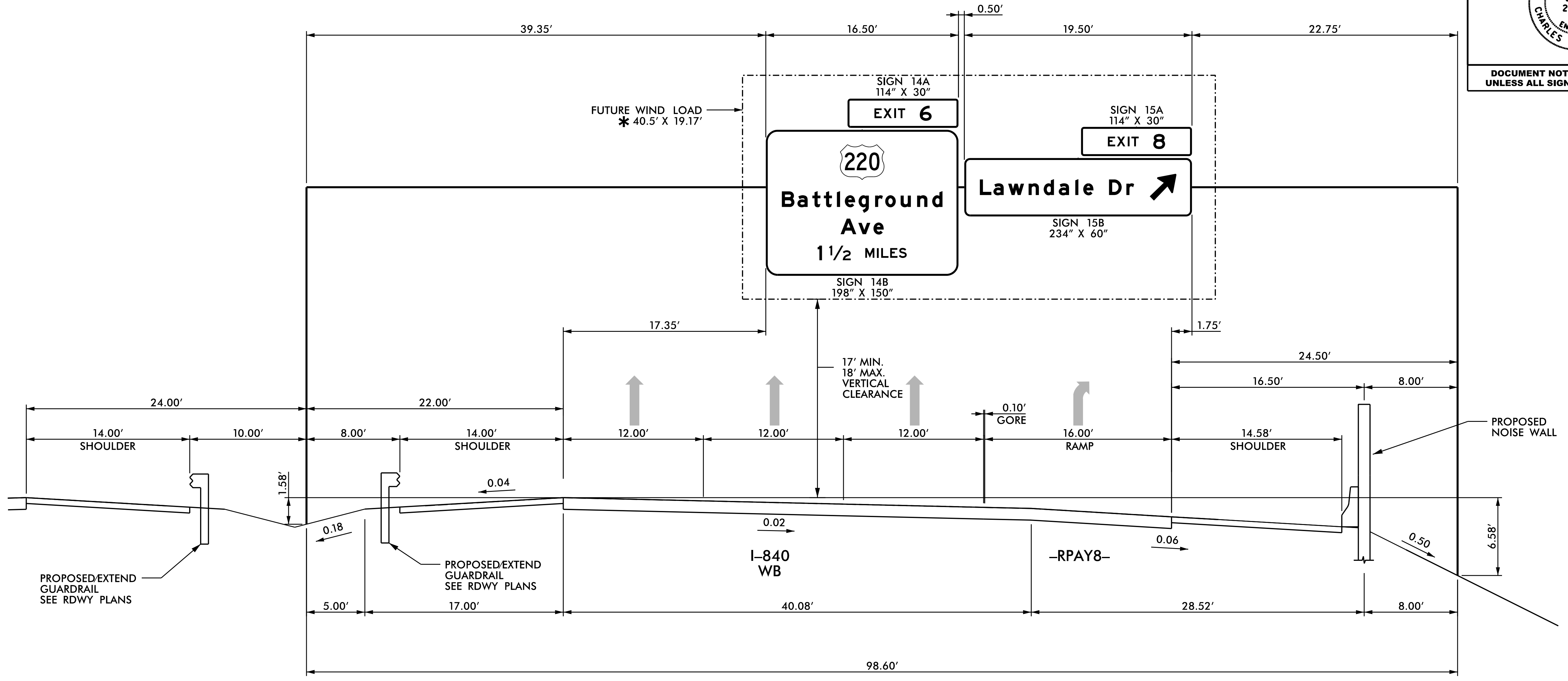
- IF THE CONTRACTOR BIDS ALUMINUM SIGN STRUCTURE, EACH SHALL BE PROVIDED WITH AN APPROVED HIGHWAY TRUSS DAMPER DEVICE IN ACCORDANCE WITH AASHTO SPECIFICATIONS.
- MOUNT SIGNS VERTICALLY CENTERED ON HORIZONTAL MEMBER OF STRUCTURE.
- FIELD VERIFICATION SHALL BE REQUIRED FOR ALL FOOTING ELEVATIONS, PER THE LATEST NCDOT STANDARD SPECIFICATIONS FOR ROADS AND STRUCTURES. PROVIDE FIELD VERIFICATION TO THE SIGNING SECTION.
- THE TOP OF THE FOOTING SHALL EXTEND AT LEAST 4 INCHES AND NOT MORE THAN 24 INCHES ABOVE THE HIGHEST POINT OF THE GROUND SURFACE AT THE FOOTING.
- SIGN HANGERS AND ATTACHMENT HARDWARE SHALL BE PROVIDED AND INSTALLED ON THE ASSEMBLY TO ACCOMMODATE ALL SIGNS SHOWN IN THIS PLAN SHEET.
- DESIGN AND CONSTRUCTION REQUIREMENTS FOR SIGN STRUCTURES SHALL ACCOMMODATE WIND VELOCITY OF 90 M.P.H.

* THESE DIMENSIONS SHALL BE USED FOR WIND LOAD AND DEAD LOAD COMPUTATIONS IN DESIGN OF STRUCTURE AND FOOTINGS. DESIGN AND CONSTRUCTION REQUIREMENTS FOR SIGN STRUCTURES SHALL ACCOMMODATE WIND VELOCITY OF 90 M.P.H.

HNTB
 HNTB NORTH CAROLINA, P.C.
 343 E. Six Forks Road, Suite 200
 Raleigh, North Carolina 27609
 NC License No: C-1554
 (919) 546-8997

OVERHEAD SIGN STRUCTURE 'R'
-L- STA. 540+00

TIP NO. U-2525C	SHEET NO. SIGN-3EE
APPROVED: <i>Charles A. Johnson, III</i> 98A19658475446	
DATE: 12/14/2017	
SEAL	
	
DOCUMENT NOT CONSIDERED FINAL UNLESS ALL SIGNATURES COMPLETED	




NOTES:

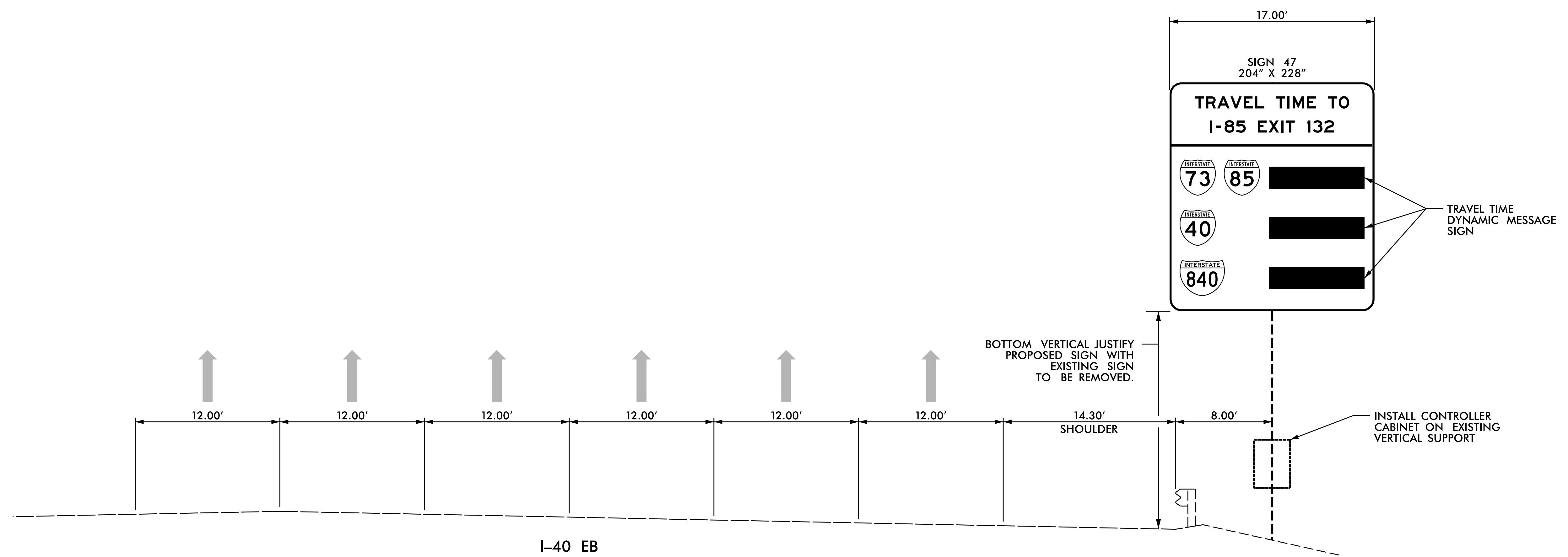
- IF THE CONTRACTOR BIDS ALUMINUM SIGN STRUCTURE, EACH SHALL BE PROVIDED WITH AN APPROVED HIGHWAY TRUSS DAMPER DEVICE IN ACCORDANCE WITH AASHTO SPECIFICATIONS.
- MOUNT SIGNS VERTICALLY CENTERED ON HORIZONTAL MEMBER OF STRUCTURE.
- FIELD VERIFICATION SHALL BE REQUIRED FOR ALL FOOTING ELEVATIONS, PER THE LATEST NCDOT STANDARD SPECIFICATIONS FOR ROADS AND STRUCTURES. PROVIDE FIELD VERIFICATION TO THE SIGNING SECTION.
- THE TOP OF THE FOOTING SHALL EXTEND AT LEAST 4 INCHES AND NOT MORE THAN 24 INCHES ABOVE THE HIGHEST POINT OF THE GROUND SURFACE AT THE FOOTING.
- SIGN HANGERS AND ATTACHMENT HARDWARE SHALL BE PROVIDED AND INSTALLED ON THE ASSEMBLY TO ACCOMMODATE ALL SIGNS SHOWN IN THIS PLAN SHEET.
- DESIGN AND CONSTRUCTION REQUIREMENTS FOR SIGN STRUCTURES SHALL ACCOMMODATE WIND VELOCITY OF 90 M.P.H.

*THESE DIMENSIONS SHALL BE USED FOR WIND LOAD AND DEAD LOAD COMPUTATIONS IN DESIGN OF STRUCTURE AND FOOTINGS. DESIGN AND CONSTRUCTION REQUIREMENTS FOR SIGN STRUCTURES SHALL ACCOMMODATE WIND VELOCITY OF 90 M.P.H.

HNTB
HNTB NORTH CAROLINA, P.C.
343 E. Six Forks Road, Suite 200
Raleigh, North Carolina 27609
NC License No: C-1554
(919) 546-8997

OVERHEAD SIGN STRUCTURE 'S'
-L- STA. 507+00 LT

TIP NO. U-2525C	SHEET NO. SIGN-3FF
APPROVED: <i>Charles A. Johnson, III</i> <small>SEA150504755406</small>	
DATE: 12/15/2017	
SEAL	
	
DOCUMENT NOT CONSIDERED FINAL UNLESS ALL SIGNATURES COMPLETED	



**DIVISION PROJECT
PROPOSED PEDESTAL 'A'**

NOTES:


SEE STANDARD 904-3(B)(3) FOR REQUIREMENTS OF NEW STRUCTURAL MEMBERS, MOUNTING HARDWARE FOR NEW SIGNS, SHOP DRAWINGS, BRACING AND ACCESSORY HARDWARE FOR ATTACHMENTS.

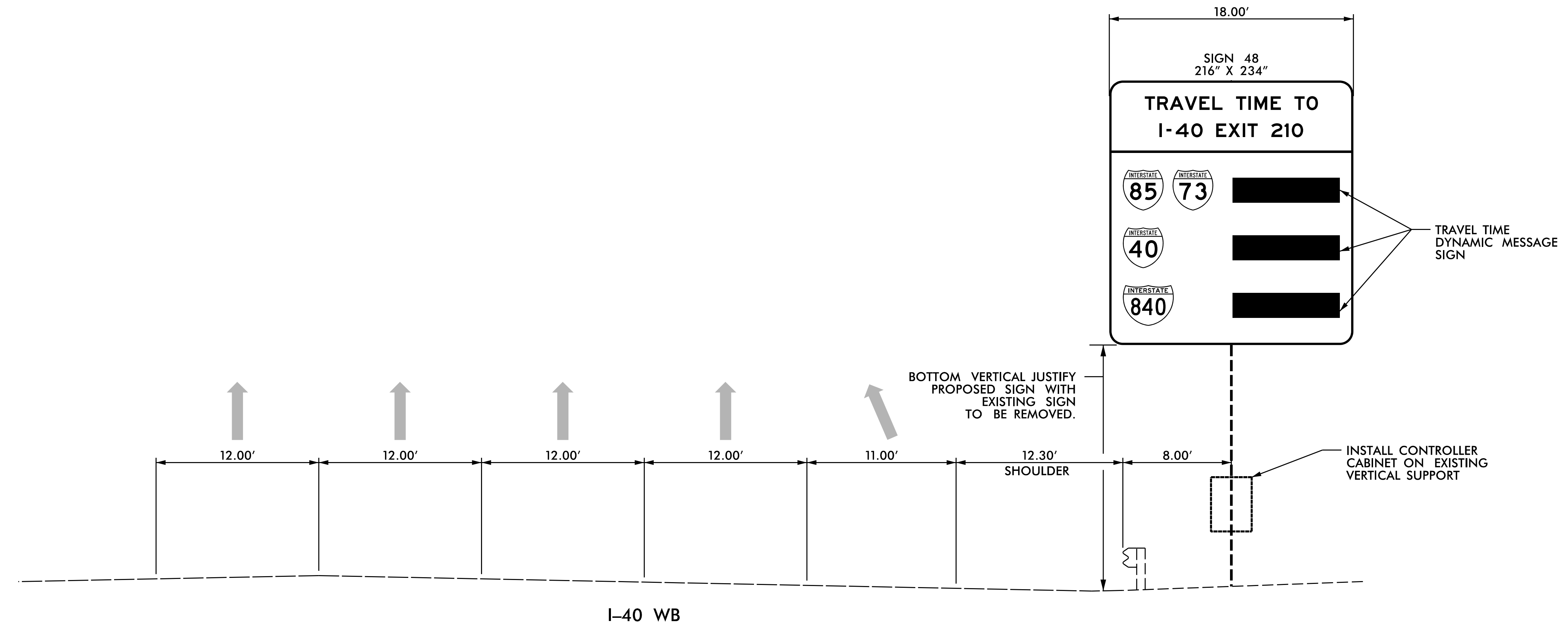
SEE NCDOT STANDARD SPECIFICATIONS, SECTION 1076-6 FOR REPAIR OF GALVANIZING.

BOTTOM VERTICAL JUSTIFY PROPOSED SIGN WITH EXISTING SIGN TO BE REMOVED.

HNTB
HNTB NORTH CAROLINA, P.C.
 343 E. Six Forks Road, Suite 200
 Raleigh, North Carolina 27609
 NC License No: C-1554
 (919) 546-8997

**EXISTING
OVERHEAD SIGN ASSEMBLY 'NN'
I-40 EB**

TIP NO. U-2525C	SHEET NO. SIGN-3GG
APPROVED: <i>Charles A. Johnson, III</i> <small>SEA150504755406</small>	
DATE: 12/15/2017	
SEAL	
	
DOCUMENT NOT CONSIDERED FINAL UNLESS ALL SIGNATURES COMPLETED	



**DIVISION PROJECT
PROPOSED PEDESTAL 'B'**

NOTES:

SEE STANDARD 904-3(B)(3) FOR REQUIREMENTS OF NEW STRUCTURAL MEMBERS, MOUNTING HARDWARE FOR NEW SIGNS, SHOP DRAWINGS, BRACING AND ACCESSORY HARDWARE FOR ATTACHMENTS.

SEE NCDOT STANDARD SPECIFICATIONS, SECTION 1076-6 FOR REPAIR OF GALVANIZING.

BOTTOM VERTICAL JUSTIFY PROPOSED SIGN WITH EXISTING SIGN TO BE REMOVED.

HNTB
HNTB NORTH CAROLINA, P.C.
 343 E. Six Forks Road, Suite 200
 Raleigh, North Carolina 27609
 NC License No: C-1554
 (919) 546-8997

**EXISTING
OVERHEAD SIGN ASSEMBLY '00'
I-40 WB**

APPROVED: *Charles A. Johnson, III*
SSA1162847FSAB

DATE: 12/14/2017



**DOCUMENT NOT CONSIDERED FINAL
UNLESS ALL SIGNATURES COMPLETED**

SIGN NUMBER: 1A,3A,15A BACKG COLOR: Green
 TYPE: B (OVHD) COPY COLOR: White
 QUANTITY: 3

SYMBOL	X	Y	WID	HT

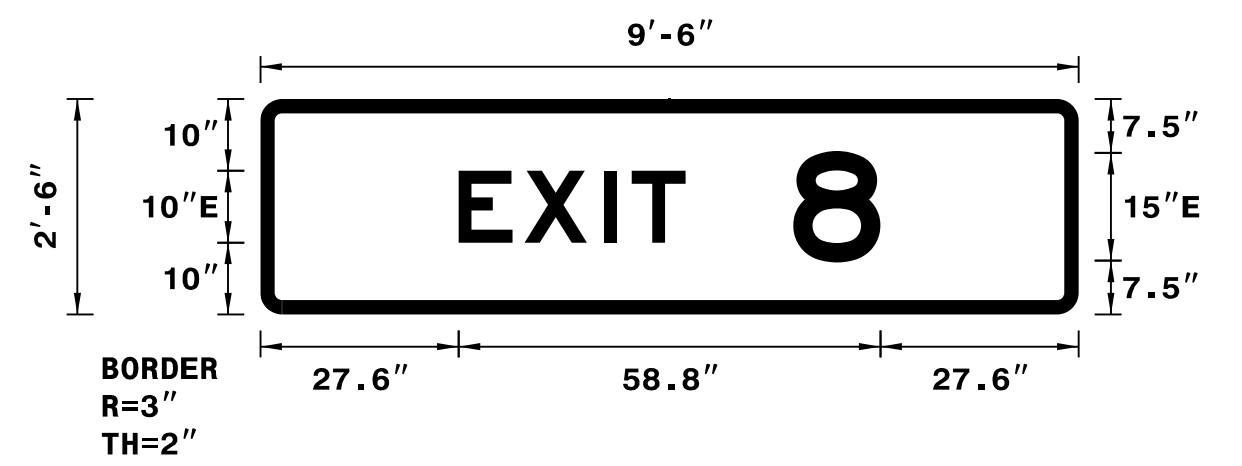
SIGN WIDTH: 9'-6"
 HEIGHT: 2'-6"
 TOTAL AREA: 23.8 Sq.Ft.

BORDER TYPE: FLUSH
 RECESS: 0"
 WIDTH: 2"
 RADII: 3"

MAT'L: 0.125" ALUMINUM

NO. Z BARS: 2
 LENGTH: 106.0

DESIGN BY: TRT/AHT CHECKED BY: ADK/CAJ
 PROJECT ID: U-2525C DIV: 07 DATE: Oct 2017



NOTES:
 1. Legend and border shall be direct applied Grade A reflective sheeting.
 2. Background shall be Grade C reflective sheeting.

Spacing Factor is 1 unless specified otherwise
 Spacing Factor for "EXIT" is 1.2

LETTER POSITIONS

Letter spacings are to start of next letter										Series/Size
										Text Length
27.6	9.2	11.1	3.8	7.5	54.8					E 2000
										31.6
										E 2000
74.2	12.2	27.6								12.2

SIGN NUMBER: 1B BACKG COLOR: Green
 TYPE: A (OVHD) COPY COLOR: White
 QUANTITY: 1

SYMBOL	X	Y	WID	HT

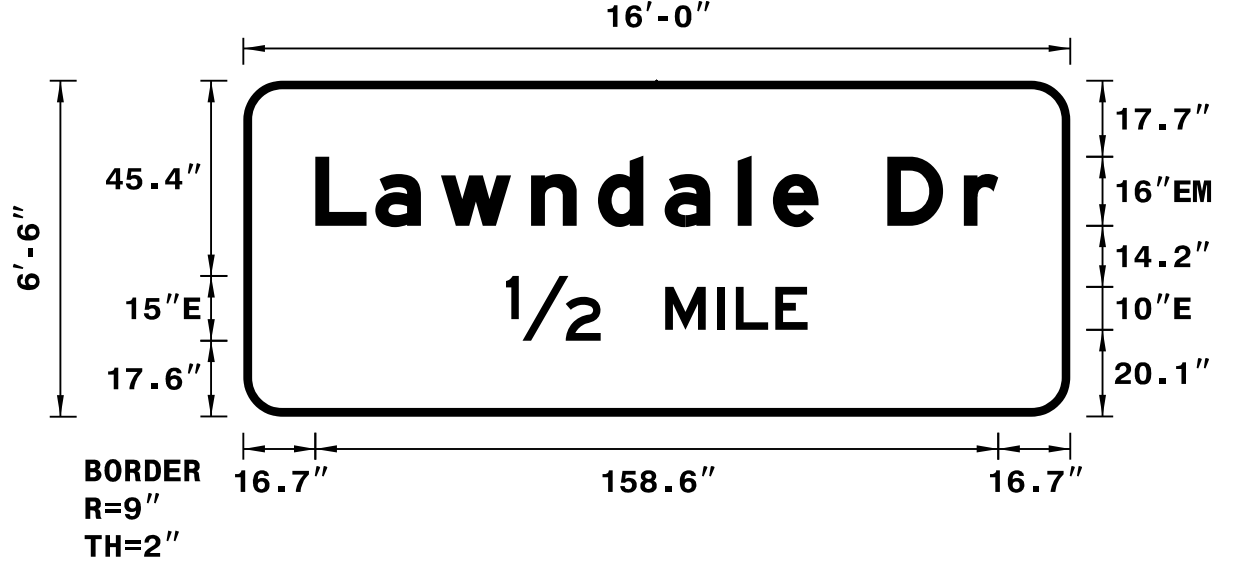
SIGN WIDTH: 16'-0"
 HEIGHT: 6'-6"
 TOTAL AREA: 104.0 Sq.Ft.

BORDER TYPE: FLUSH
 RECESS: 0"
 WIDTH: 2"
 RADII: 9"

MAT'L: 0.125" ALUMINUM

NO. Z BARS: 2
 LENGTH: 184.0

DESIGN BY: TRT/AHT CHECKED BY: ADK/CAJ
 PROJECT ID: U-2525C DIV: 07 DATE: Oct 2017



NOTES:
 1. Legend and border shall be direct applied Grade A reflective sheeting.
 2. Background shall be Grade C reflective sheeting.

Spacing Factor is 1 unless specified otherwise

LETTER POSITIONS

Letter spacings are to start of next letter															Series/Size
															Text Length
16.7	13.9	15.2	21	15.5	15.5	17	8.2	10.6	16	17.8	8	16.7			EM 2000
															158.6
															E 2000
															70.1

SIGN NUMBER: See Below BACKG COLOR: Green
 TYPE: B (OVHD) COPY COLOR: White
 QUANTITY: 6

SYMBOL	X	Y	WID	HT

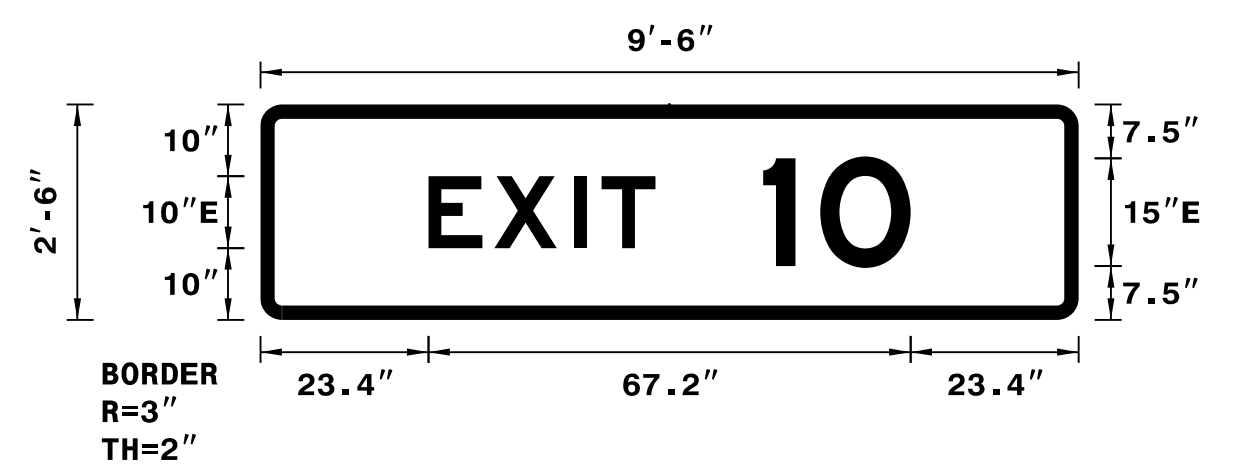
SIGN WIDTH: 9'-6"
 HEIGHT: 2'-6"
 TOTAL AREA: 23.8 Sq.Ft.

BORDER TYPE: FLUSH
 RECESS: 0"
 WIDTH: 2"
 RADII: 3"

MAT'L: 0.125" ALUMINUM

NO. Z BARS: 2
 LENGTH: 106.0

DESIGN BY: TRT/AHT CHECKED BY: ADK/CAJ
 PROJECT ID: U-2525C DIV: 07 DATE: Oct 2017



NOTES:
 1. Legend and border shall be direct applied Grade A reflective sheeting.
 2. Background shall be Grade C reflective sheeting.

SIGN NUMBER: 2A,5A,9A,16A,17A,43A Spacing Factor is 1 unless specified otherwise
 Spacing Factor for "EXIT" is 1.2

LETTER POSITIONS

Letter spacings are to start of next letter										Series/Size
										Text Length
23.4	9.2	11.1	3.8	7.5	59					E 2000
										31.6
										E 2000
70	7.9	12.6	23.4							20.6

SIGN NUMBER: 2B BACKG COLOR: Green
 TYPE: A (OVHD) COPY COLOR: White
 QUANTITY: 1

SYMBOL	X	Y	WID	HT

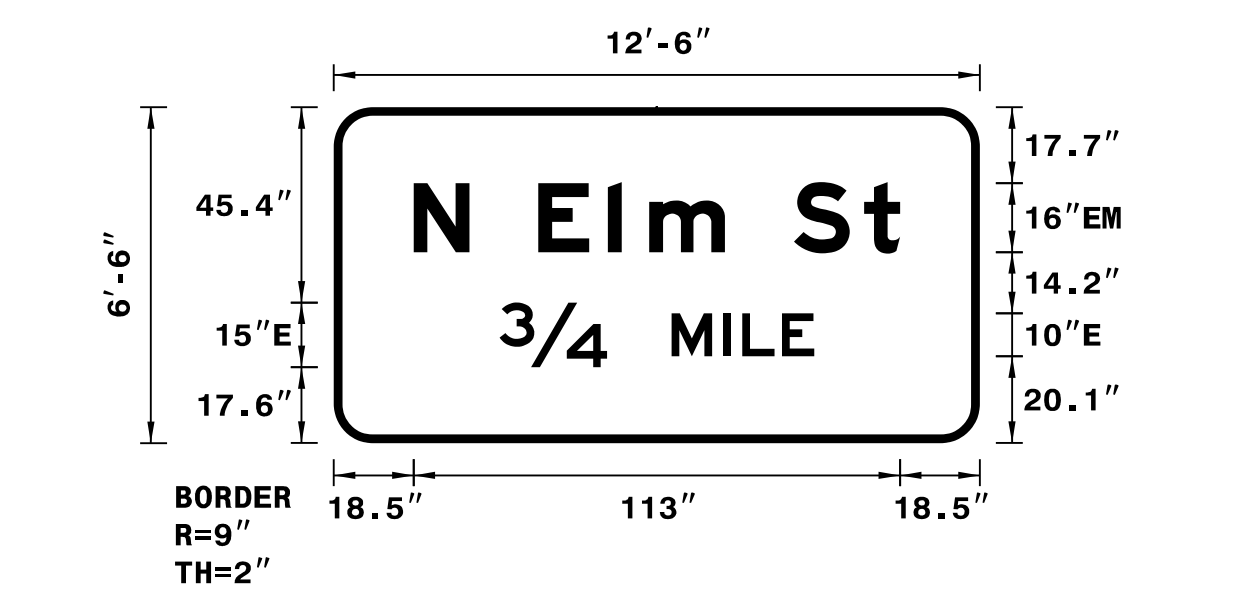
SIGN WIDTH: 12'-6"
 HEIGHT: 6'-6"
 TOTAL AREA: 81.3 Sq.Ft.

BORDER TYPE: FLUSH
 RECESS: 0"
 WIDTH: 2"
 RADII: 9"

MAT'L: 0.125" ALUMINUM

NO. Z BARS: 2
 LENGTH: 142.0

DESIGN BY: TRT/AHT CHECKED BY: ADK/CAJ
 PROJECT ID: U-2525C DIV: 07 DATE: Oct 2017



NOTES:
 1. Legend and border shall be direct applied Grade A reflective sheeting.
 2. Background shall be Grade C reflective sheeting.

Spacing Factor is 1 unless specified otherwise

LETTER POSITIONS

Letter spacings are to start of next letter												Series/Size
												Text Length
18.5	13	16	16.2	9.6	17.6	16	16.3	8.3	18.5			EM 2000
												113
												E 2000
												73.1

APPROVED: *Charles A. Johnson, III*
59A1565B47F5446

DATE: 12/14/2017

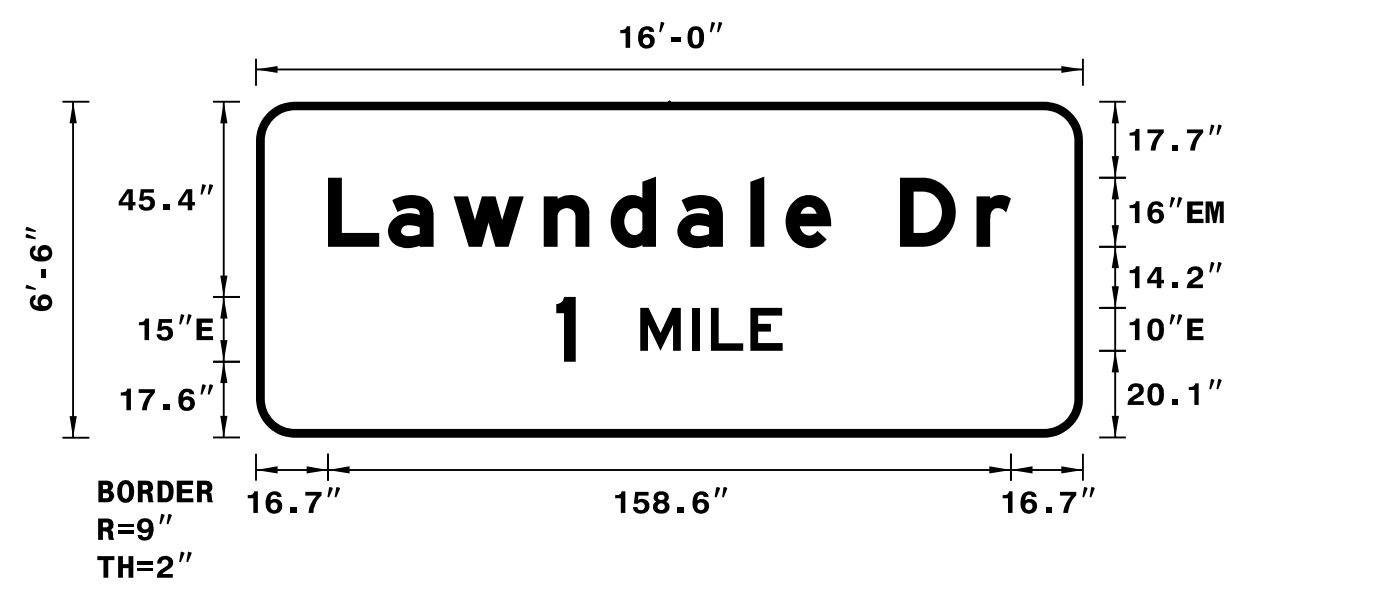


**DOCUMENT NOT CONSIDERED FINAL
UNLESS ALL SIGNATURES COMPLETED**

SIGN NUMBER: 3B
 TYPE: A (OVHD)
 QUANTITY: 1
 SIGN WIDTH: 16'-0"
 HEIGHT: 6'-6"
 TOTAL AREA: 104.0 Sq.Ft.
 BORDER TYPE: FLUSH
 RECESS: 0"
 WIDTH: 2"
 RADII: 9"
 NO. Z BARS: 2
 LENGTH: 184.0

SYMBOL	X	Y	WID	HT

DESIGN BY: TRT/AHT
 PROJECT ID: U-2525C
 CHECKED BY: ADK/CAJ
 DIV: 07
 DATE: Oct 2017



Spacing Factor is 1 unless specified otherwise

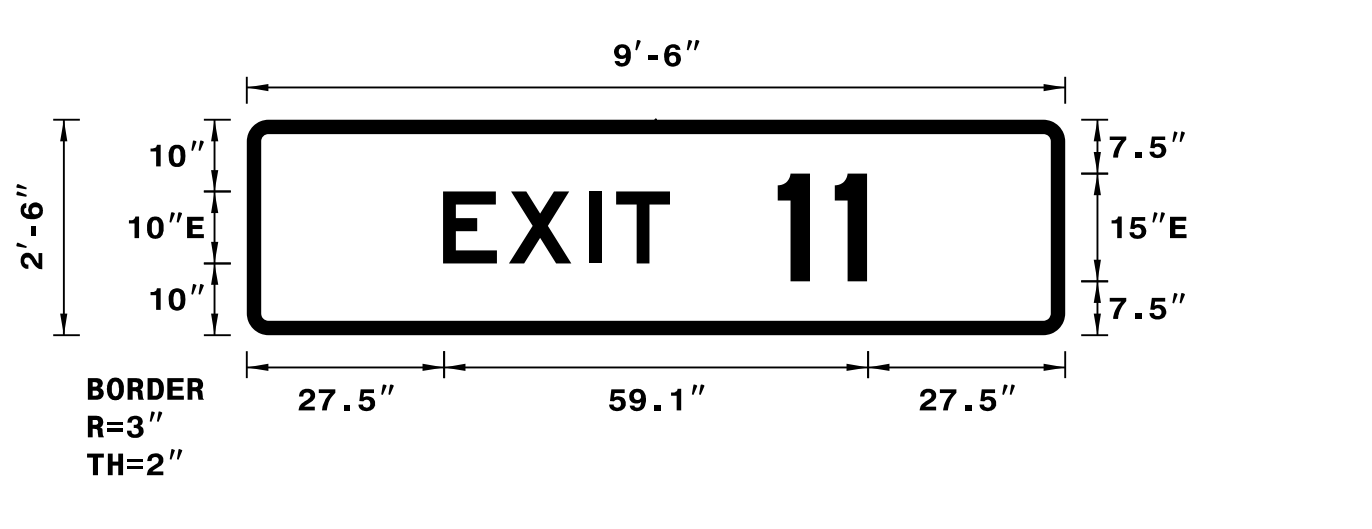
LETTER POSITIONS

Letter spacings are to start of next letter													Series/Size Text Length
16.7	13.9	15.2	21	15.5	15.5	17	8.2	10.6	16	17.8	8	16.7	EM 2000
													158.6
													E 2000
69.7	4.5	15	12	4.4	9.2	7.5	69.7						52.6

SIGN NUMBER: See Below
 TYPE: B (OVHD)
 QUANTITY: 6
 SIGN WIDTH: 9'-6"
 HEIGHT: 2'-6"
 TOTAL AREA: 23.8 Sq.Ft.
 BORDER TYPE: FLUSH
 RECESS: 0"
 WIDTH: 2"
 RADII: 3"
 NO. Z BARS: 2
 LENGTH: 106.0

SYMBOL	X	Y	WID	HT

DESIGN BY: TRT/AHT
 PROJECT ID: U-2525C
 CHECKED BY: ADK/CAJ
 DIV: 07
 DATE: Oct 2017



Spacing Factor for "EXIT" is 1.2

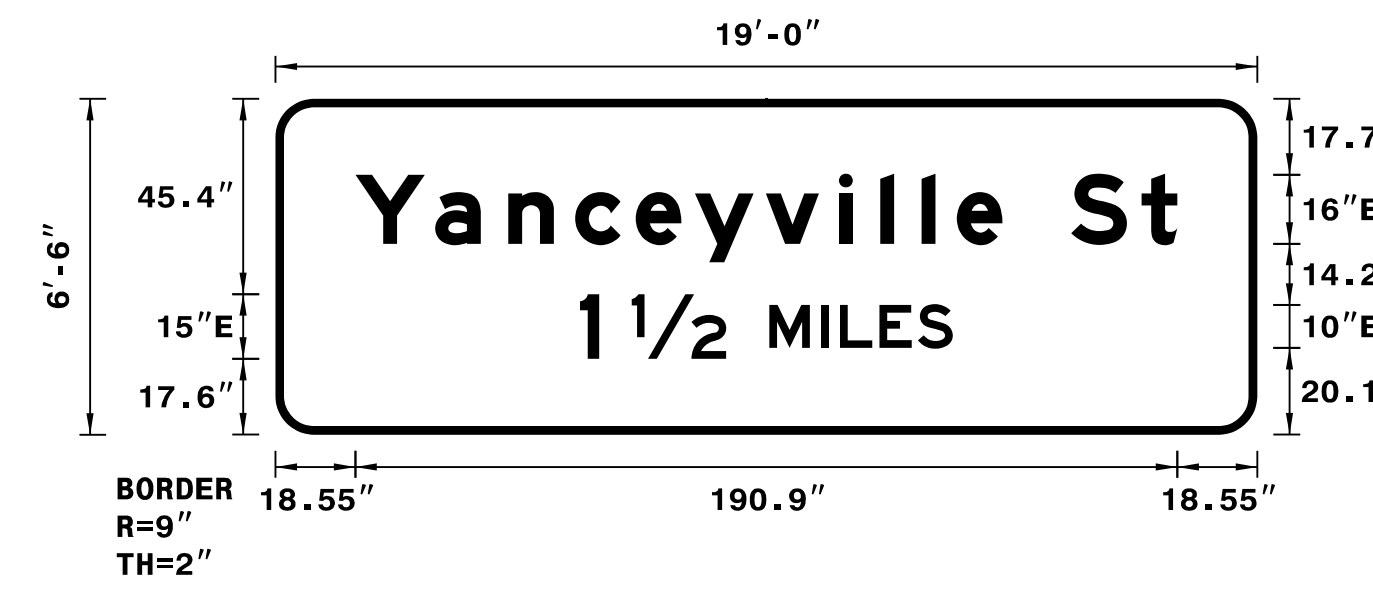
LETTER POSITIONS

Letter spacings are to start of next letter													Series/Size Text Length
27.5	9.2	11.1	3.8	7.5	54.9								E 2000
													31.6
													E 2000
74	8	4.5	27.5										12.5

SIGN NUMBER: 4B,31B
 TYPE: A (OVHD)
 QUANTITY: 2
 SIGN WIDTH: 19'-0"
 HEIGHT: 6'-6"
 TOTAL AREA: 123.5 Sq.Ft.
 BORDER TYPE: FLUSH
 RECESS: 0"
 WIDTH: 2"
 RADII: 9"
 NO. Z BARS: 2
 LENGTH: 220.0

SYMBOL	X	Y	WID	HT

DESIGN BY: TRT/AHT
 PROJECT ID: U-2525C
 CHECKED BY: ADK/CAJ
 DIV: 07
 DATE: Oct 2017



Spacing Factor is 1 unless specified otherwise

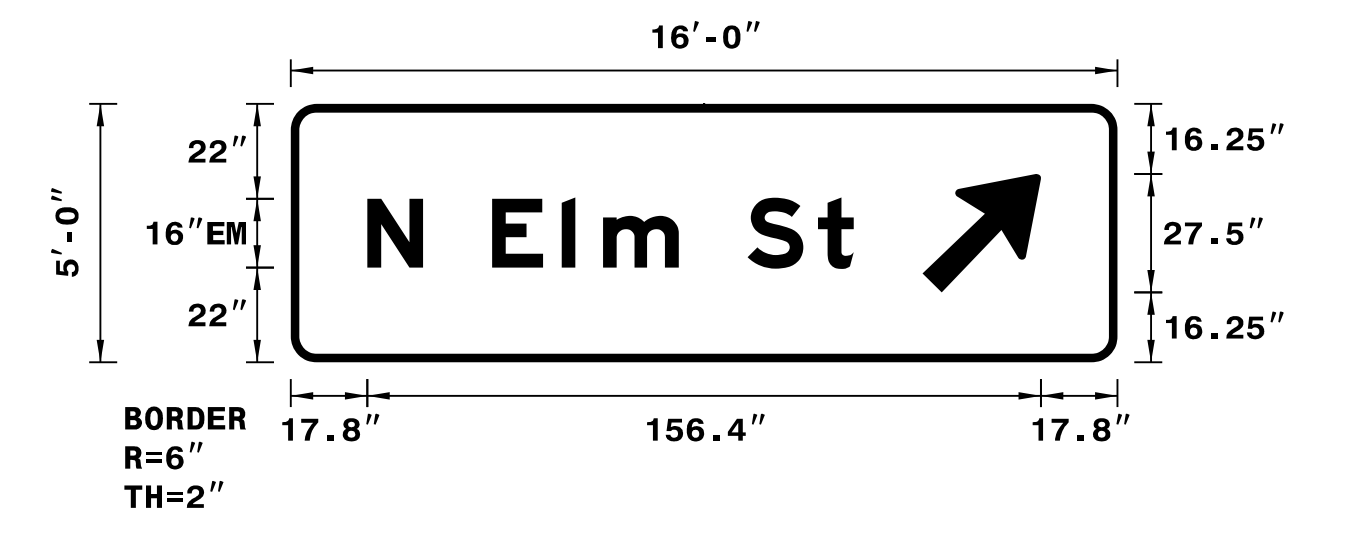
LETTER POSITIONS

Letter spacings are to start of next letter													Series/Size Text Length			
18.6	18.6	17	15.5	14.1	13.8	16.5	17	9.6	9.6	8.2	10.6	16	16.3	8.3	18.6	EM 2000
																190.9
																E 2000
70.7	4.5	7.5	22	10	12	4.4	9.2	8.9	8.1	70.7						86.6

SIGN NUMBER: 5B,16B
 TYPE: A (OVHD)
 QUANTITY: 2
 SIGN WIDTH: 16'-0"
 HEIGHT: 5'-0"
 TOTAL AREA: 80.0 Sq.Ft.
 BORDER TYPE: FLUSH
 RECESS: 0"
 WIDTH: 2"
 RADII: 6"
 NO. Z BARS: 2
 LENGTH: 184.0

SYMBOL	X	Y	WID	HT
Type A Arrow	146.8	16.3	22.3	35

DESIGN BY: TRT/AHT
 PROJECT ID: U-2525C
 CHECKED BY: ADK/CAJ
 DIV: 07
 DATE: Oct 2017




Spacing Factor is 1 unless specified otherwise

LETTER POSITIONS

Letter spacings are to start of next letter													Series/Size Text Length			
17.8	13	16	16.2	9.6	17.6	16	16.3	8.3	61.2							EM 2000
																113

APPROVED: *Charles A. Johnson, III*
98A1565B47F54A6
 DATE: 12/14/2017



**DOCUMENT NOT CONSIDERED FINAL
UNLESS ALL SIGNATURES COMPLETED**

SIGN NUMBER: 6B BACKG COLOR: Green
 TYPE: A (OVHD) COPY COLOR: White
 QUANTITY: 1

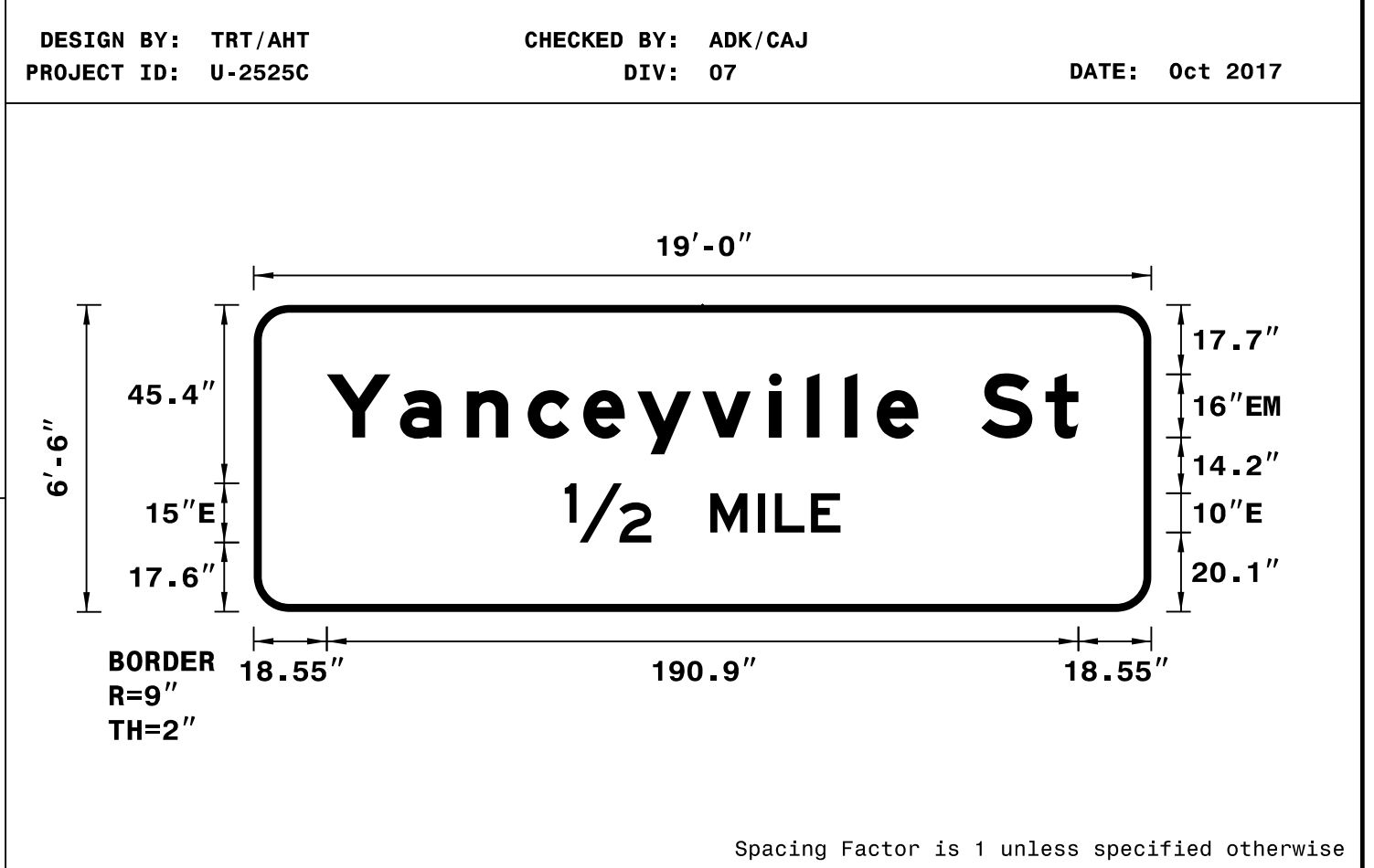
SYMBOL	X	Y	WID	HT

SIGN WIDTH: 19'-0"
 HEIGHT: 6'-6"
 TOTAL AREA: 123.5 Sq.Ft.

BORDER TYPE: FLUSH
 RECESS: 0"
 WIDTH: 2"
 RADII: 9"

MAT'L: 0.125" ALUMINUM

NO. Z BARS: 2
 LENGTH: 220.0



NOTES:
 1. Legend and border shall be direct applied Grade A reflective sheeting.
 2. Background shall be Grade C reflective sheeting.

LETTER POSITIONS

Letter spacings are to start of next letter															Series/Size	
															Text Length	
18.6	18.6	17	15.5	14.1	13.8	16.5	17	9.6	9.6	8.2	10.6	16	16.3	8.3	18.6	EM 2000
															190.9	
1/2	M	I	L	E											E 2000	
79	22	15	12	4.4	9.2	7.5	79									70.1

SIGN NUMBER: 7 BACKG COLOR: Green
 TYPE: A (OVHD) COPY COLOR: White
 QUANTITY: 1

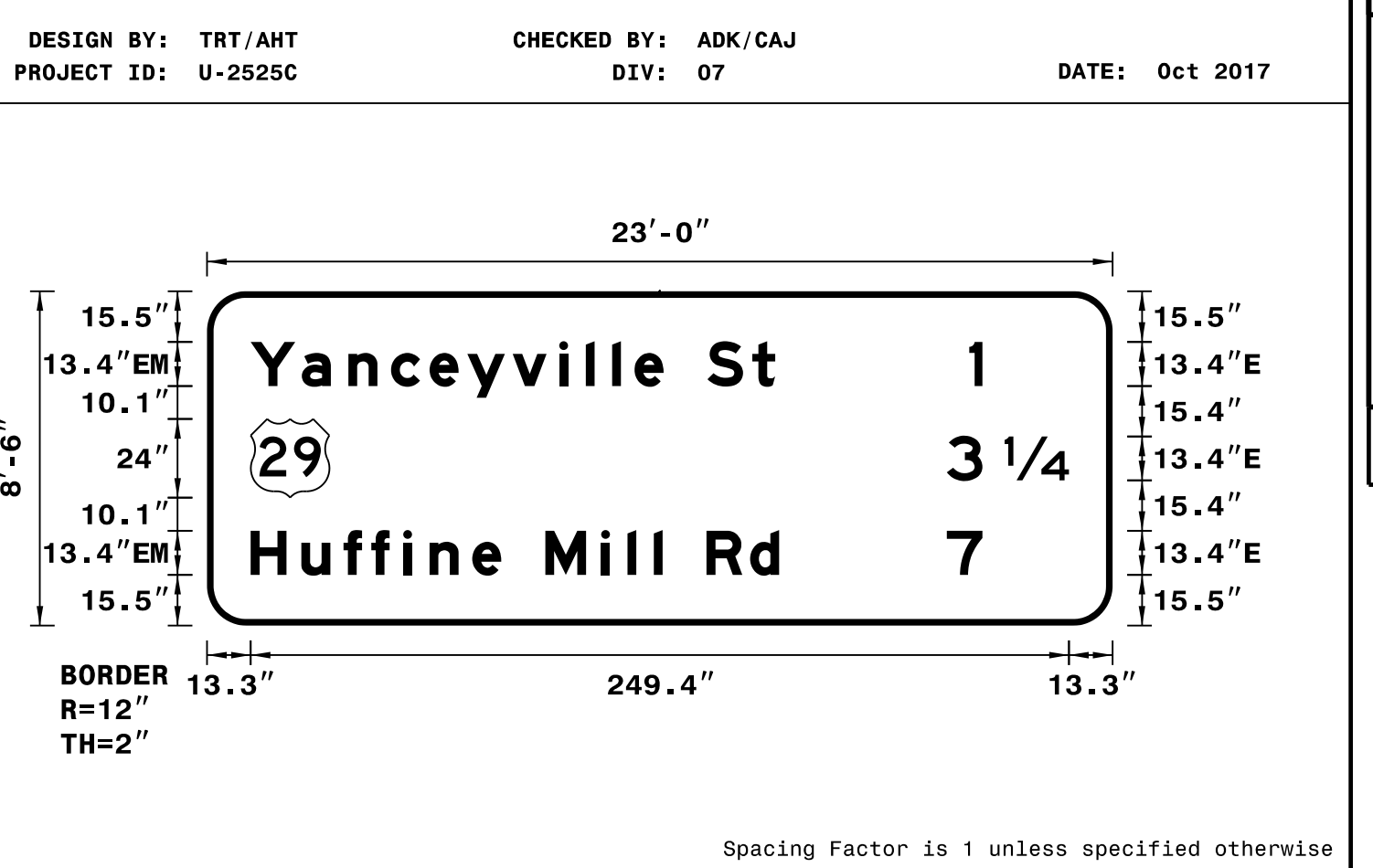
SYMBOL	X	Y	WID	HT
M1_4	13.3	39	24	24

SIGN WIDTH: 23'-0"
 HEIGHT: 8'-6"
 TOTAL AREA: 195.5 Sq.Ft.

BORDER TYPE: FLUSH
 RECESS: 0"
 WIDTH: 2"
 RADII: 12"

MAT'L: 0.125" ALUMINUM

NO. Z BARS: 3
 LENGTH: 268.0



NOTES:
 1. Legend and border shall be direct applied Grade A reflective sheeting.
 2. Shields shall be Grade A reflective sheeting on 0.032" aluminum and demountable.
 3. Background shall be Grade C reflective sheeting.

LETTER POSITIONS

Letter spacings are to start of next letter															Series/Size		
															Text Length		
13.3	15.5	14.2	13	11.8	11.5	13.8	14.2	8	8	6.8	8.8	13.4	13.7	7	102.8	EM 2000	
															159.9		
1															E 2000		
232.3	4	39.6													4		
3	1/4														E 2000		
225.5	10.9	6.7	19.6	13.3											37.2		
H	u	f	f	i	n	e	M	i	l	l	R	d				EM 2000	
13.3	15.4	12.9	8.4	9.8	8	13	8.8	13.4	17	8	8	2.7	13.4	13.3	8.8	101.6	161.1
7															E 2000		
225.5	10.9	39.6													10.9		

SIGN NUMBER: 8 BACKG COLOR: Green
 TYPE: A (OVHD) COPY COLOR: White
 QUANTITY: 1

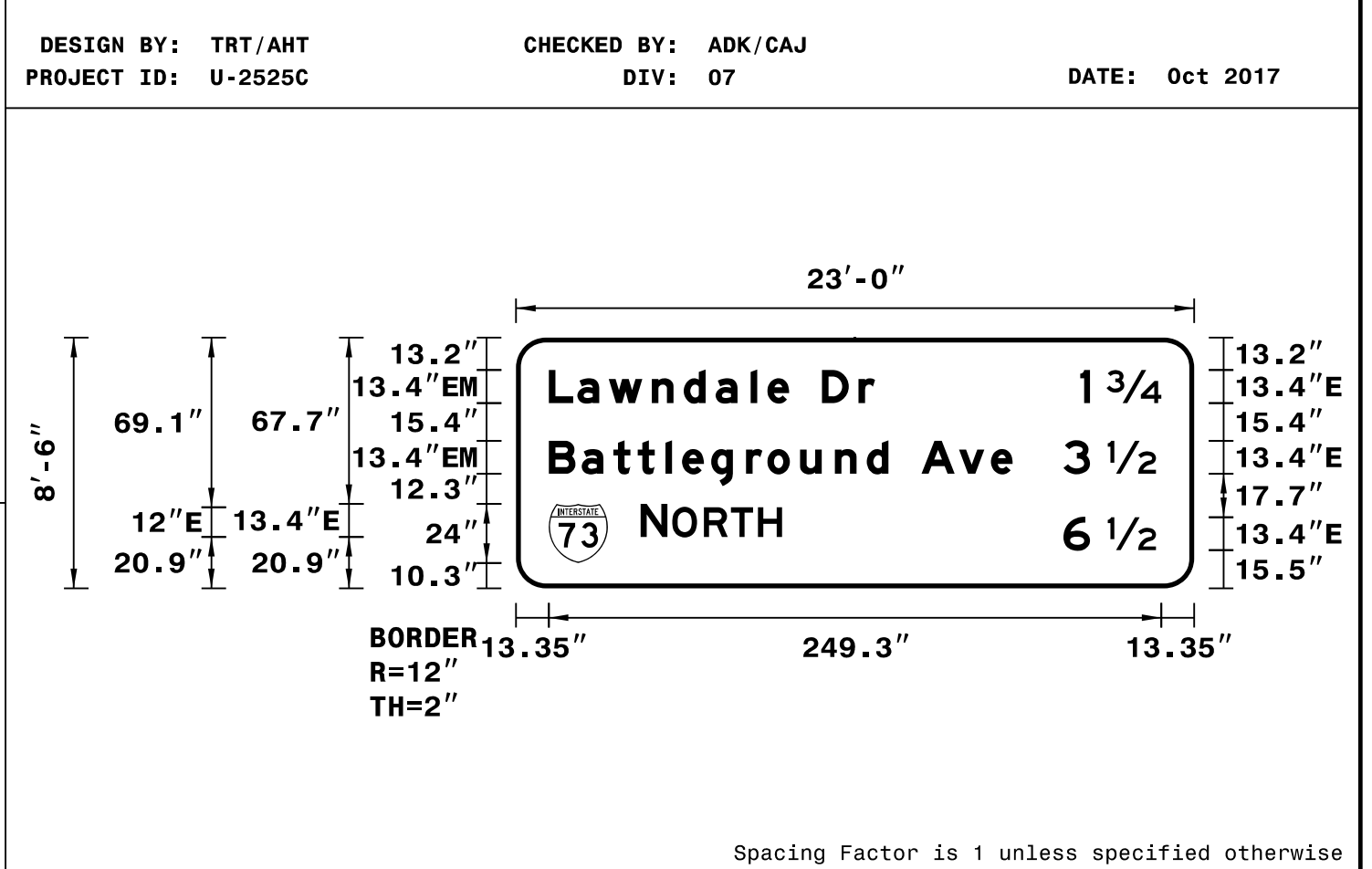
SYMBOL	X	Y	WID	HT
M1_1	13.3	10.3	24	24

SIGN WIDTH: 23'-0"
 HEIGHT: 8'-6"
 TOTAL AREA: 195.5 Sq.Ft.

BORDER TYPE: FLUSH
 RECESS: 0"
 WIDTH: 2"
 RADII: 12"

MAT'L: 0.125" ALUMINUM

NO. Z BARS: 3
 LENGTH: 268.0



NOTES:
 1. Legend and border shall be direct applied Grade A reflective sheeting.
 2. Arrows and shields shall be Grade A reflective sheeting on 0.032" aluminum and demountable.
 3. Background shall be Grade C reflective sheeting.

LETTER POSITIONS

Letter spacings are to start of next letter															Series/Size			
															Text Length			
13.3	11.7	12.7	17.6	13	13	14.2	6.8	8.8	13.4	14.9	6.7	29.9			EM 2000			
															132.8			
1															E 2000			
229.6	4	6.7	22.3	13.3											33			
B	a	t	t	l	e	g	r	o	u	n	d	A	v	e		EM 2000		
13.3	13.4	12.9	9.9	11.3	6.8	11.8	14.2	8.7	13.3	14.2	13	8.8	13.4	15.3	13	8.8	73.9	188.8
3	1/2														E 2000			
222.8	10.9	7.2	19.6	15.5											37.7			
N	O	R	T	H											E 2000			
50.7	10.9	2	12.8	11	11	9.7	187.8									57.5		
6	1/2														E 2000			
222.8	10.9	7.2	19.6	15.5											37.7			

SIGN NUMBER: 9B BACKG COLOR: Green
 TYPE: A (OVHD) COPY COLOR: White
 QUANTITY: 1

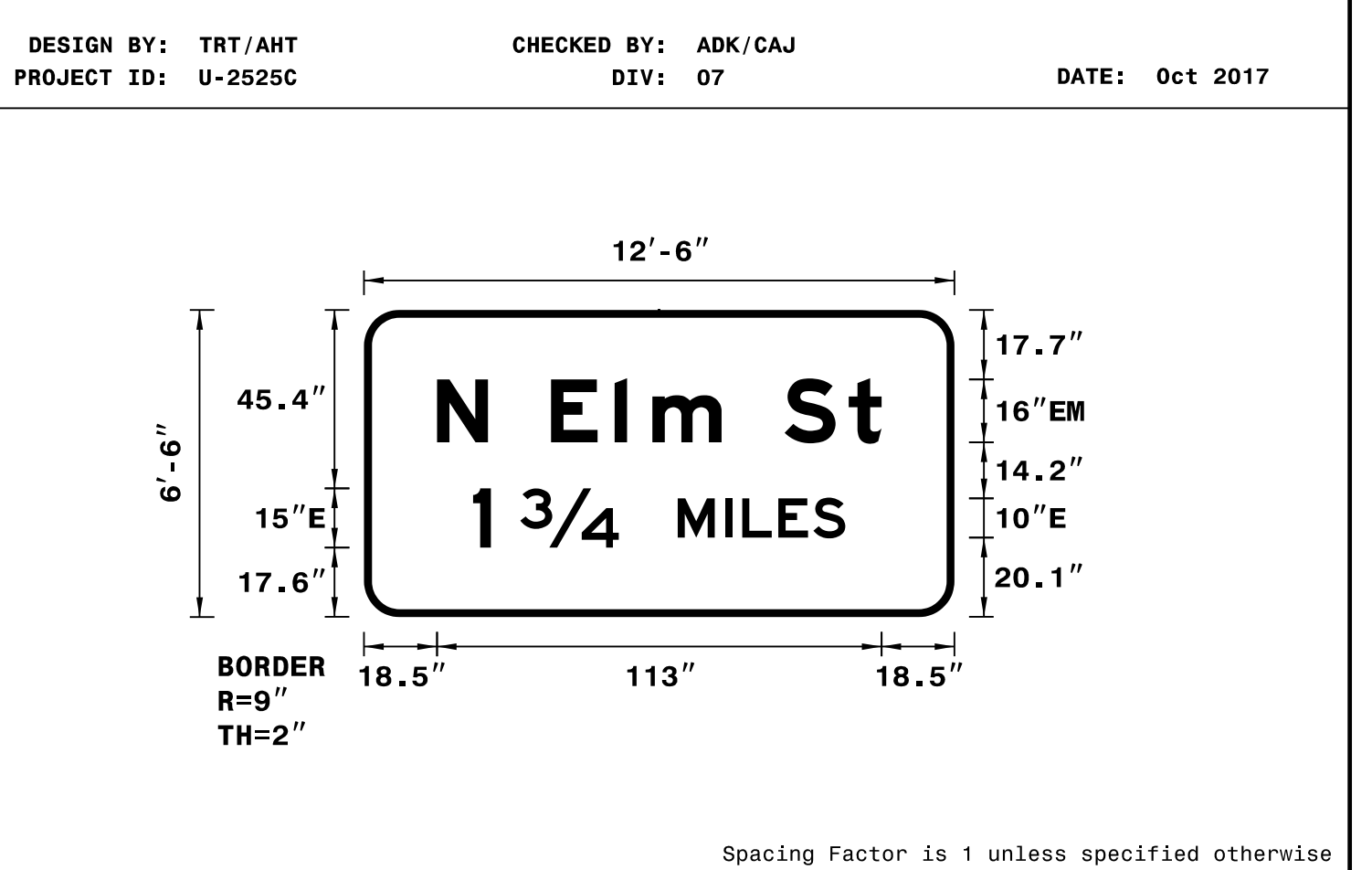
SYMBOL	X	Y	WID	HT

SIGN WIDTH: 12'-6"
 HEIGHT: 6'-6"
 TOTAL AREA: 81.3 Sq.Ft.

BORDER TYPE: FLUSH
 RECESS: 0"
 WIDTH: 2"
 RADII: 9"

MAT'L: 0.125" ALUMINUM

NO. Z BARS: 2
 LENGTH: 142.0



NOTES:
 1. Legend and border shall be direct applied Grade A reflective sheeting.
 2. Background shall be Grade C reflective sheeting.

LETTER POSITIONS

Letter spacings are to start of next letter															Series/Size
															Text Length
18.5	13	16	16.2	9.6	17.6	16	16.3	8.3	18.5						EM 2000
															113
1															E 2000
27.7	4.5	7.5	25	15	12	4.4	9.2	8.9	8.1	27.7					94.6

APPROVED: *Charles A. Johnson, III*
SSA1962847FSAAE

DATE: 12/14/2017

SEAL



**DOCUMENT NOT CONSIDERED FINAL
UNLESS ALL SIGNATURES COMPLETED**

SIGN NUMBER: 10
 TYPE: A (OVHD)
 QUANTITY: 1
 SIGN WIDTH: 23'-6"
 HEIGHT: 8'-6"
 TOTAL AREA: 199.8 Sq.Ft.
 BORDER TYPE: FLUSH
 RECESS: 0"
 WIDTH: 2"
 RADII: 12"
 NO. Z BARS: 3
 LENGTH: 274.0

SYMBOL	X	Y	WID	HT
M1_4	13.4	10.2	24	24

DESIGN BY: TRT/AHT
 PROJECT ID: U-2525C
 CHECKED BY: ADK/CAJ
 DIV: 07
 DATE: Oct 2017



- NOTES:
- Legend and border shall be direct applied Grade A reflective sheeting.
 - Shields shall be Grade A reflective sheeting on 0.032" aluminum and demountable.
 - Background shall be Grade C reflective sheeting.

LETTER POSITIONS

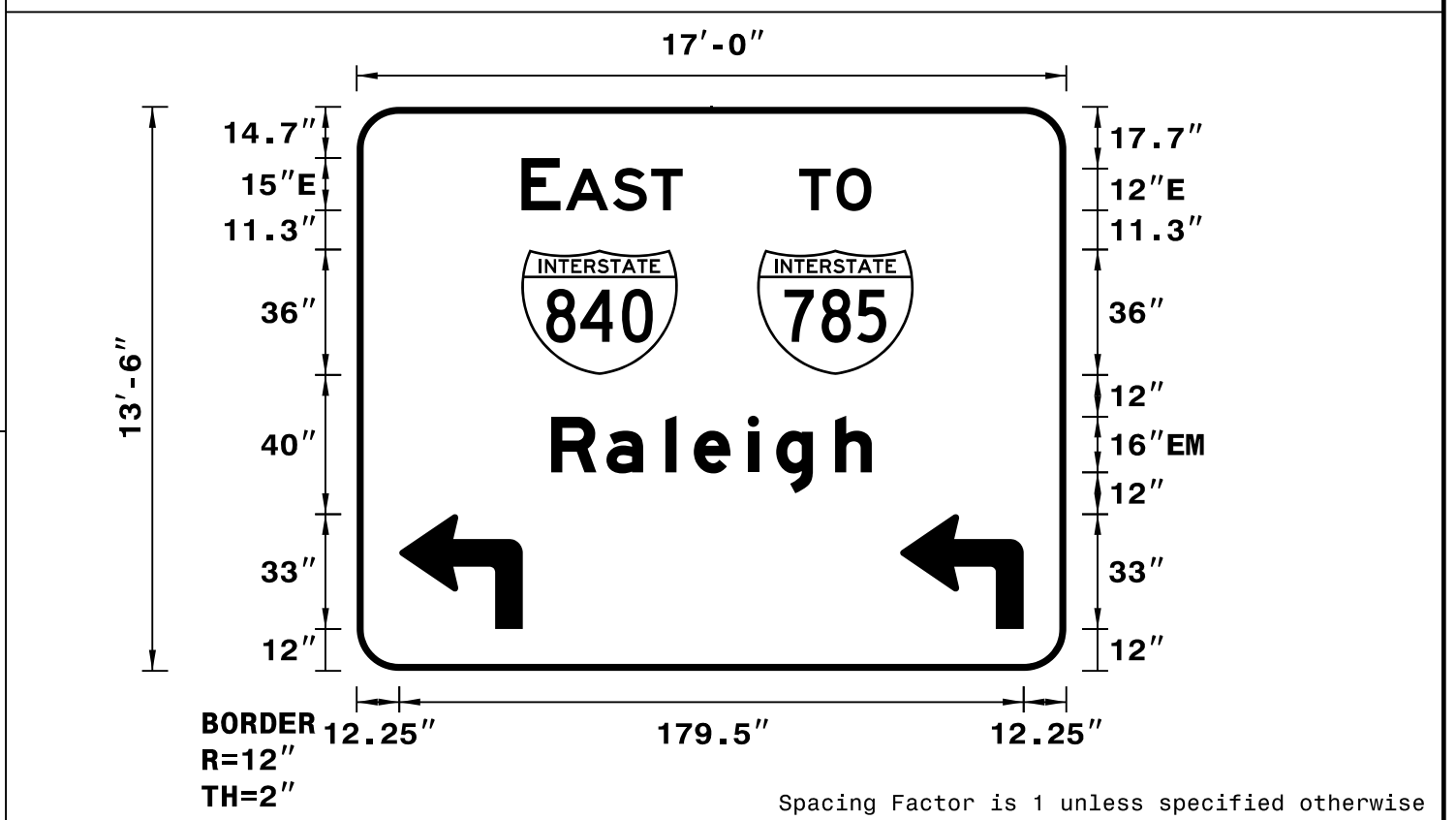
Letter spacings are to start of next letter

	N	E	L	m	S	t	Series/Size
							Text Length
	12	10.9	13.4	13.5	8	14.7	EM 2000
						13.4	94.6
	1		3/4				E 2000
	237	4	6.7	22.3	12		33
	Y	a	n	c	e	y	EM 2000
	12	15.5	14.1	12.9	11.7	11.5	159
						13.7	
						14.1	
						8	
						8	
						6.8	
						8.8	
						13.3	
						13.6	
						6.9	
						111	
	3						E 2000
	230.1	10.9	41				10.9
	5		1/2				E 2000
	230.1	10.9	6.7	19.6	14.7		37.2

SIGN NUMBER: 12
 TYPE: A (OVHD)
 QUANTITY: 1
 SIGN WIDTH: 17'-0"
 HEIGHT: 13'-6"
 TOTAL AREA: 229.5 Sq.Ft.
 BORDER TYPE: FLUSH
 RECESS: 0"
 WIDTH: 2"
 RADII: 12"
 NO. Z BARS: 4
 LENGTH: 196.0

SYMBOL	X	Y	WID	HT
M1_1	47.3	85	45	36
M1_1	115.1	85	45	36
Type A Adv Trn	12.3	12	35.5	33
Type A Adv Trn	156.3	12	35.5	33

DESIGN BY: TRT/AHT
 PROJECT ID: U-2525C
 CHECKED BY: ADK/CAJ
 DIV: 07
 DATE: Oct 2017



- NOTES:
- Legend and border shall be direct applied Grade A reflective sheeting.
 - Arrows and shields shall be Grade A reflective sheeting on 0.032" aluminum and demountable.
 - Background shall be Grade C reflective sheeting.

LETTER POSITIONS

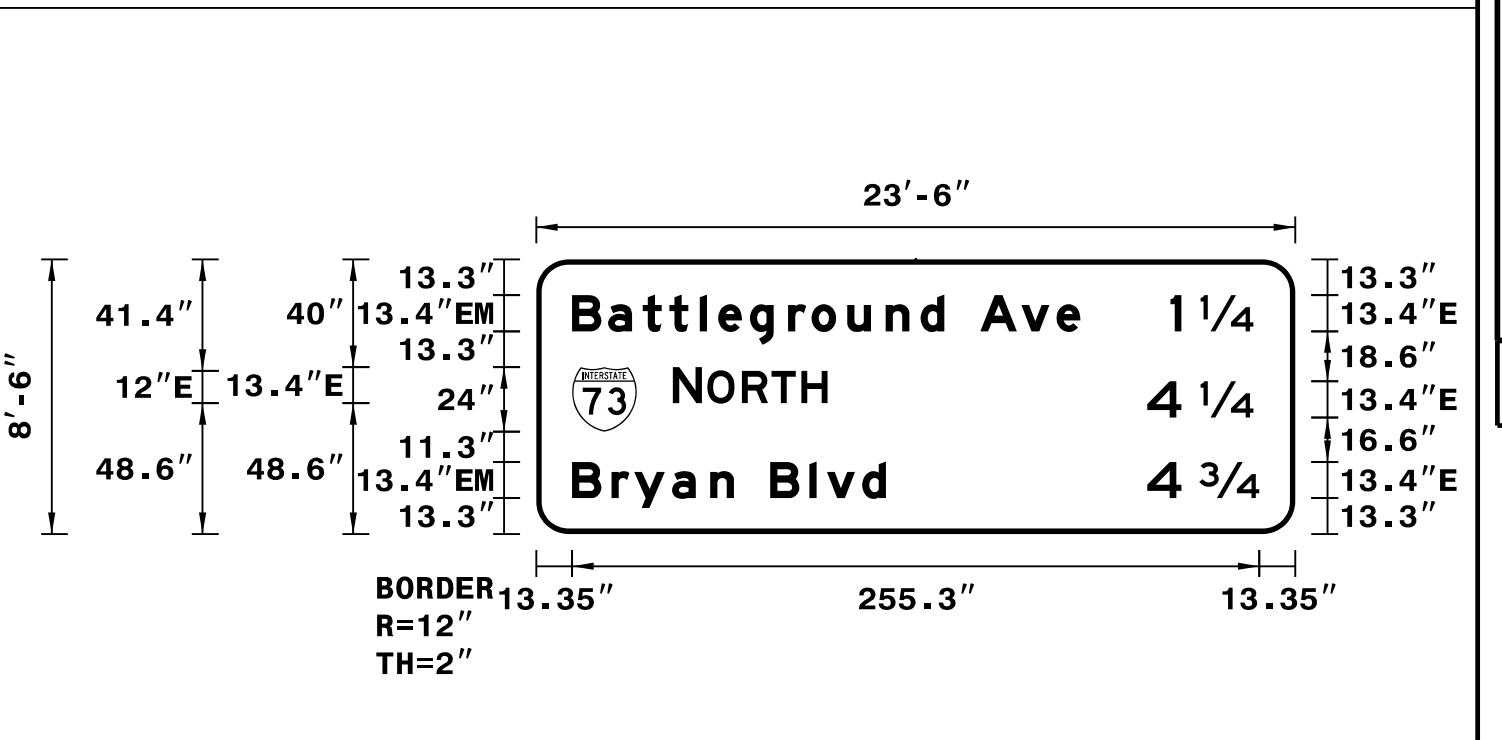
Letter spacings are to start of next letter

	E	A	S	T	Series/Size
					Text Length
	47.3	11.3	1.5	13.6	E 2000
				11	46.4
				9	E 2000
	127.2	10.7	10.1	56	20.8
	R	a	l	e	EM 2000
	55.9	15.8	17	8.2	92.2
				17	
				10.6	
				55.9	

SIGN NUMBER: 11
 TYPE: A (OVHD)
 QUANTITY: 1
 SIGN WIDTH: 23'-6"
 HEIGHT: 8'-6"
 TOTAL AREA: 199.8 Sq.Ft.
 BORDER TYPE: FLUSH
 RECESS: 0"
 WIDTH: 2"
 RADII: 12"
 NO. Z BARS: 3
 LENGTH: 274.0

SYMBOL	X	Y	WID	HT
M1_1	13.3	38	24	24

DESIGN BY: TRT/AHT
 PROJECT ID: U-2525C
 CHECKED BY: ADK/CAJ
 DIV: 07
 DATE: Oct 2017



- NOTES:
- Legend and border shall be direct applied Grade A reflective sheeting.
 - Shields shall be Grade A reflective sheeting on 0.032" aluminum and demountable.
 - Background shall be Grade C reflective sheeting.

LETTER POSITIONS

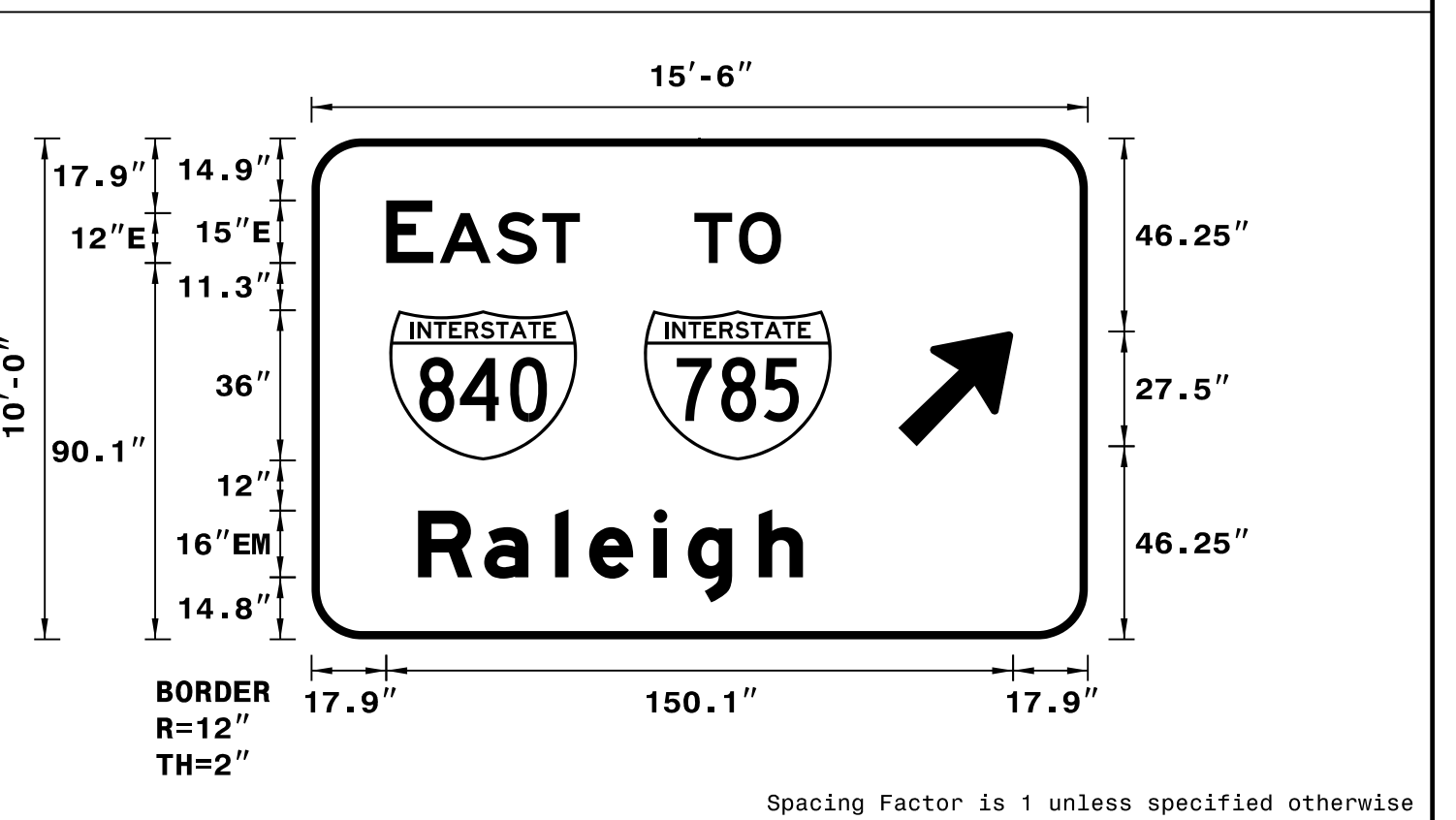
Letter spacings are to start of next letter

	B	a	t	t	l	e	g	r	o	u	n	d	A	v	e	Series/Size
																Text Length
	13.3	13.4	12.9	9.9	11.3	6.8	11.8	14.2	8.7	13.3	14.2	13	8.8	13.4	15.3	EM 2000
																188.8
	1		1/4													E 2000
	235.6	4	7.2	19.6	15.5											30.8
	N	O	R	T	H											E 2000
	50.7	10.9	2	12.8	11	11	9.7	173.8								57.5
	4		1/4													E 2000
	227.1	12.6	7.2	19.6	15.5											39.4
	B	r	y	a	n	B	l	v	d							EM 2000
	13.3	14.6	8.4	14.1	14.2	8.8	13.4	14.6	6.6	13	8.8	52.1				116.6
	4		3/4													E 2000
	227.1	12.6	6.7	22.3	13.3											41.6

SIGN NUMBER: 13
 TYPE: A (OVHD)
 QUANTITY: 1
 SIGN WIDTH: 15'-6"
 HEIGHT: 10'-0"
 TOTAL AREA: 155.0 Sq.Ft.
 BORDER TYPE: FLUSH
 RECESS: 0"
 WIDTH: 2"
 RADII: 12"
 NO. Z BARS: 3
 LENGTH: 178.0

SYMBOL	X	Y	WID	HT
Type A Arrow	140.6	46.2	22.3	35
M1_1	18.6	42.9	45	36
M1_1	79.6	42.9	45	36

DESIGN BY: TRT/AHT
 PROJECT ID: U-2525C
 CHECKED BY: ADK/CAJ
 DIV: 07
 DATE: Oct 2017



- NOTES:
- Legend and border shall be direct applied Grade A reflective sheeting.
 - Arrow and shields shall be Grade A reflective sheeting on 0.032" aluminum and demountable.
 - Background shall be Grade C reflective sheeting.
 - Center Arrow vertically on sign.

LETTER POSITIONS

Letter spacings are to start of next letter

	E	A	S	T	Series/Size
					Text Length
	17.9	11.3	1.5	13.6	E 2000
				11	46.4
				9	E 2000
	91.7	10.7	10.1	73.5	20.8
	R	a	l	e	EM 2000
	25.5	15.8	17	8.2	92.2
				17	
				10.6	
				68.3	

APPROVED: *Charles A. Johnson, III*
SEA1968047FSAB

DATE: 12/14/2017

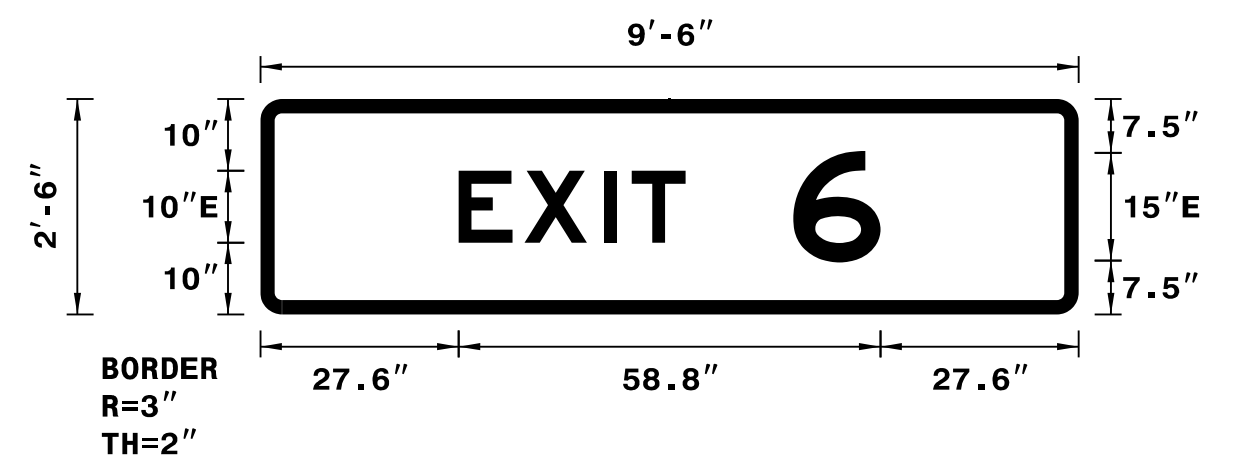


**DOCUMENT NOT CONSIDERED FINAL
UNLESS ALL SIGNATURES COMPLETED**

SIGN NUMBER: 14A
 TYPE: B (OVHD)
 QUANTITY: 1
 SIGN WIDTH: 9'-6"
 HEIGHT: 2'-6"
 TOTAL AREA: 23.8 Sq.Ft.
 BORDER TYPE: FLUSH
 RECESS: 0"
 WIDTH: 2"
 RADII: 3"
 NO. Z BARS: 2
 LENGTH: 106.0

SYMBOL	X	Y	WID	HT

DESIGN BY: TRT/AHT
 PROJECT ID: U-2525C
 CHECKED BY: ADK/CAJ
 DIV: 07
 DATE: Oct 2017



NOTES:
 1. Legend and border shall be direct applied Grade A reflective sheeting.
 2. Background shall be Grade C reflective sheeting.

Spacing Factor is 1 unless specified otherwise
 Spacing Factor for "EXIT" is 1.2

Letter spacings are to start of next letter											Series/Size
											Text Length
	E	X	I	T							E 2000
27.6	9.2	11.1	3.8	7.5	54.8						31.6
	6										E 2000
74.2	12.2	27.6									12.2

SIGN NUMBER: 14B
 TYPE: A (OVHD)
 QUANTITY: 1
 SIGN WIDTH: 16'-6"
 HEIGHT: 12'-6"
 TOTAL AREA: 206.3 Sq.Ft.
 BORDER TYPE: FLUSH
 RECESS: 0"
 WIDTH: 2"
 RADII: 12"
 NO. Z BARS: 4
 LENGTH: 190.0

SYMBOL	X	Y	WID	HT
M1_4	76.5	98.7	45	36

DESIGN BY: TRT/AHT
 PROJECT ID: U-2525C
 CHECKED BY: ADK/CAJ
 DIV: 07
 DATE: Oct 2017



NOTES:
 1. Legend and border shall be direct applied Grade A reflective sheeting.
 2. Shield shall be Grade A reflective sheeting on 0.032" aluminum and demountable.
 3. Background shall be Grade C reflective sheeting.

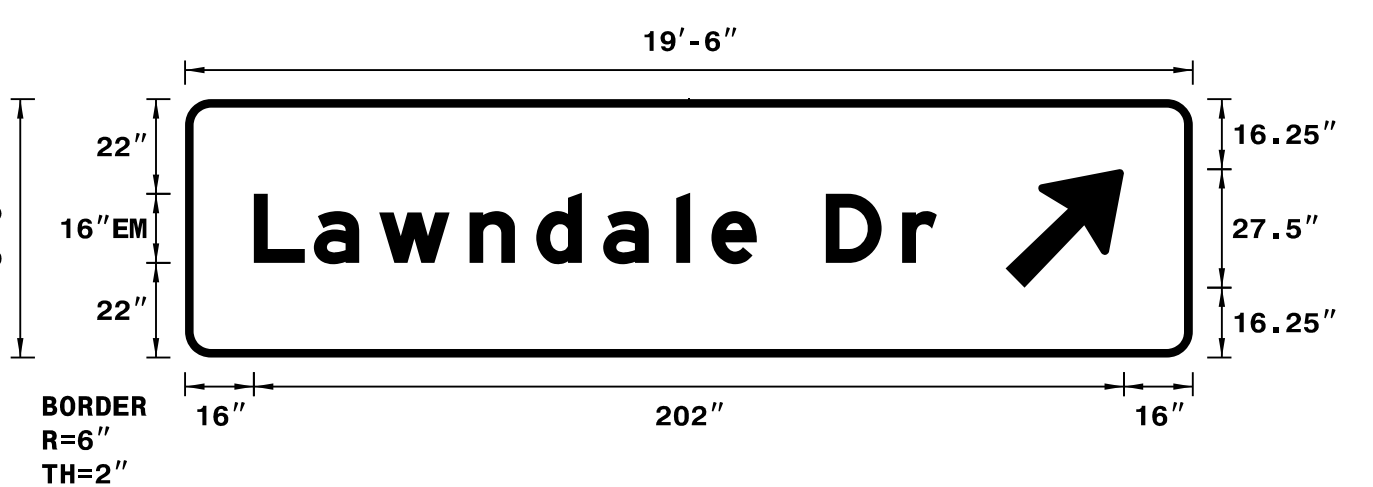
Spacing Factor is 1 unless specified otherwise

Letter spacings are to start of next letter																Series/Size
																Text Length
	B	a	t	t	l	e	g	r	o	u	n	d				EM 2000
16.4	16	15.4	11.8	13.4	8.2	14.1	17	10.4	15.8	17	15.5	10.6	16.4			165.1
	A	v	e													EM 2000
76.8	18.2	15.5	10.6	76.8												44.3
	1	1/2	M	I	L	E	S									E 2000
53.2	4.5	7.5	22	15	12	4.4	9.2	8.9	8.1	53.2						91.6

SIGN NUMBER: 15B
 TYPE: A (OVHD)
 QUANTITY: 1
 SIGN WIDTH: 19'-6"
 HEIGHT: 5'-0"
 TOTAL AREA: 97.5 Sq.Ft.
 BORDER TYPE: FLUSH
 RECESS: 0"
 WIDTH: 2"
 RADII: 6"
 NO. Z BARS: 2
 LENGTH: 226.0

SYMBOL	X	Y	WID	HT
Type A Arrow	190.4	16.3	22.3	35

DESIGN BY: TRT/AHT
 PROJECT ID: U-2525C
 CHECKED BY: ADK/CAJ
 DIV: 07
 DATE: Oct 2017



NOTES:
 1. Legend and border shall be direct applied Grade A reflective sheeting.
 2. Arrow shall be Grade A reflective sheeting on 0.032" aluminum and demountable.
 3. Background shall be Grade C reflective sheeting.
 4. Center Arrow vertically on sign.

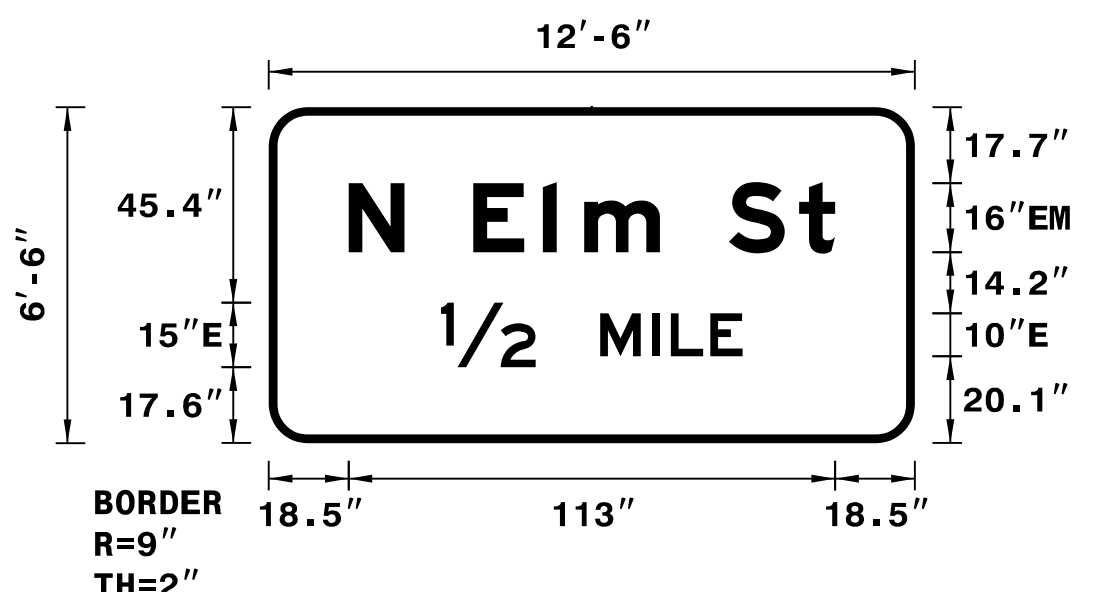
Spacing Factor is 1 unless specified otherwise

Letter spacings are to start of next letter													Series/Size
													Text Length
	L	a	w	n	d	a	l	e	D	r			EM 2000
16	13.9	15.2	21	15.5	15.5	17	8.2	10.6	16	17.8	8	59.5	158.6

SIGN NUMBER: 17B
 TYPE: A (OVHD)
 QUANTITY: 1
 SIGN WIDTH: 12'-6"
 HEIGHT: 6'-6"
 TOTAL AREA: 81.3 Sq.Ft.
 BORDER TYPE: FLUSH
 RECESS: 0"
 WIDTH: 2"
 RADII: 9"
 NO. Z BARS: 2
 LENGTH: 142.0

SYMBOL	X	Y	WID	HT

DESIGN BY: TRT/AHT
 PROJECT ID: U-2525C
 CHECKED BY: ADK/CAJ
 DIV: 07
 DATE: Oct 2017



NOTES:
 1. Legend and border shall be direct applied Grade A reflective sheeting.
 2. Background shall be Grade C reflective sheeting.

Spacing Factor is 1 unless specified otherwise

Letter spacings are to start of next letter											Series/Size
											Text Length
	N	E	l	m	S	t					EM 2000
18.5	13	16	16.2	9.6	17.6	16	16.3	8.3	18.5		113
	1/2	M	I	L	E						E 2000
40	22	15	12	4.4	9.2	7.5	40				70.1

APPROVED: *Charles A. Johnson, III*
SSA1160247FSAB

DATE: 12/14/2017



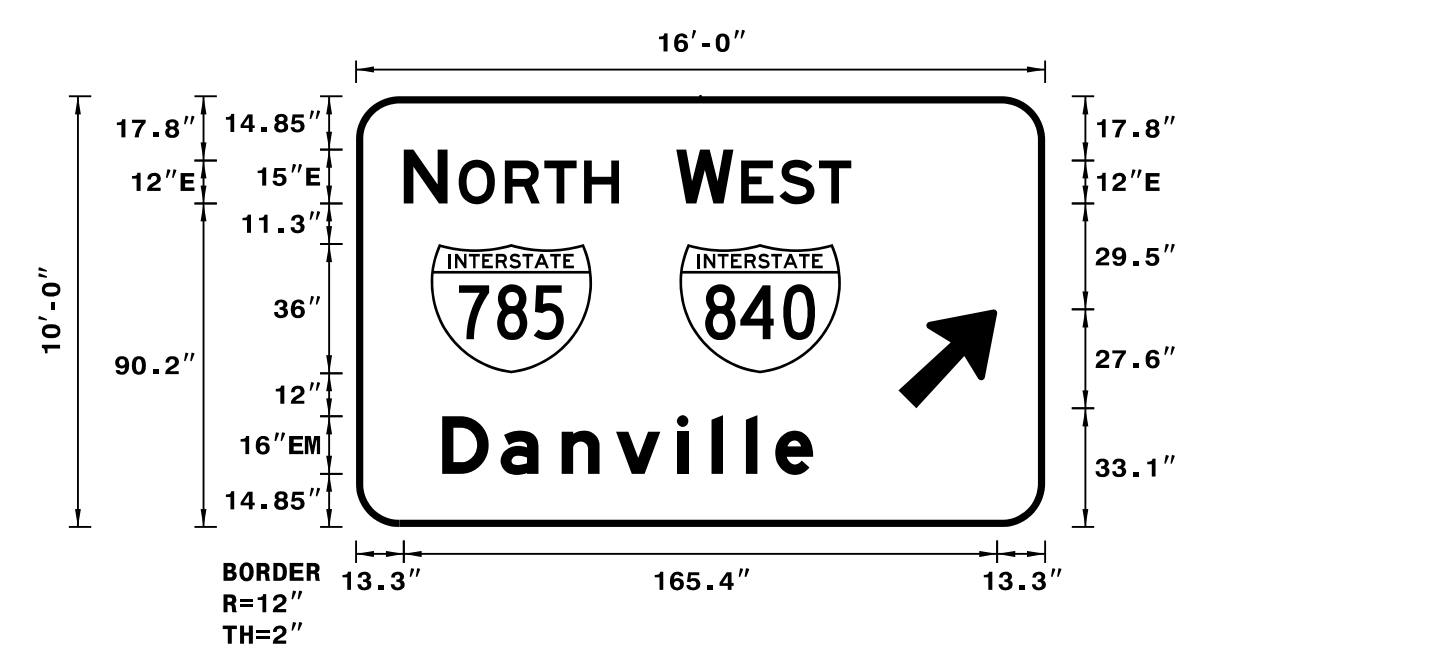
**DOCUMENT NOT CONSIDERED FINAL
UNLESS ALL SIGNATURES COMPLETED**

SIGN NUMBER: 18
 TYPE: A (OVHD)
 QUANTITY: 1
 SIGN WIDTH: 16'-0"
 HEIGHT: 10'-0"
 TOTAL AREA: 160.0 Sq.Ft.
 BORDER TYPE: FLUSH
 RECESS: 0"
 WIDTH: 2"
 RADII: 12"
 NO. Z BARS: 3
 LENGTH: 184.0

SYMBOL	X	Y	WID	HT
M1_1	20.8	42.9	45	36
M1_1	90.1	42.9	45	36
Type A Arrow	151.1	33.1	22.3	35

MAT'L: 0.125" ALUMINUM

DESIGN BY: TRT/AHT
 PROJECT ID: U-2525C
 CHECKED BY: ADK/CAJ
 DIV: 07
 DATE: Oct 2017



- NOTES:
- Legend and border shall be direct applied Grade A reflective sheeting.
 - Arrow and shields shall be Grade A reflective sheeting on 0.032" aluminum and demountable.
 - Background shall be Grade C reflective sheeting.

LETTER POSITIONS

Letter spacings are to start of next letter

	N	O	R	T	H		Series/Size Text Length			
	13.3	12.2	3.1	12.8	11	11	9.7	118.7	E 2000	
		W	E	S	T				E 2000	
	89.3	15.9	2.2	10.7	11	9	54		48.8	
		D	a	n	v	i	l	l	e	EM 2000
	24	16.3	17	15.2	17	9.6	9.6	8.2	10.6	64.6

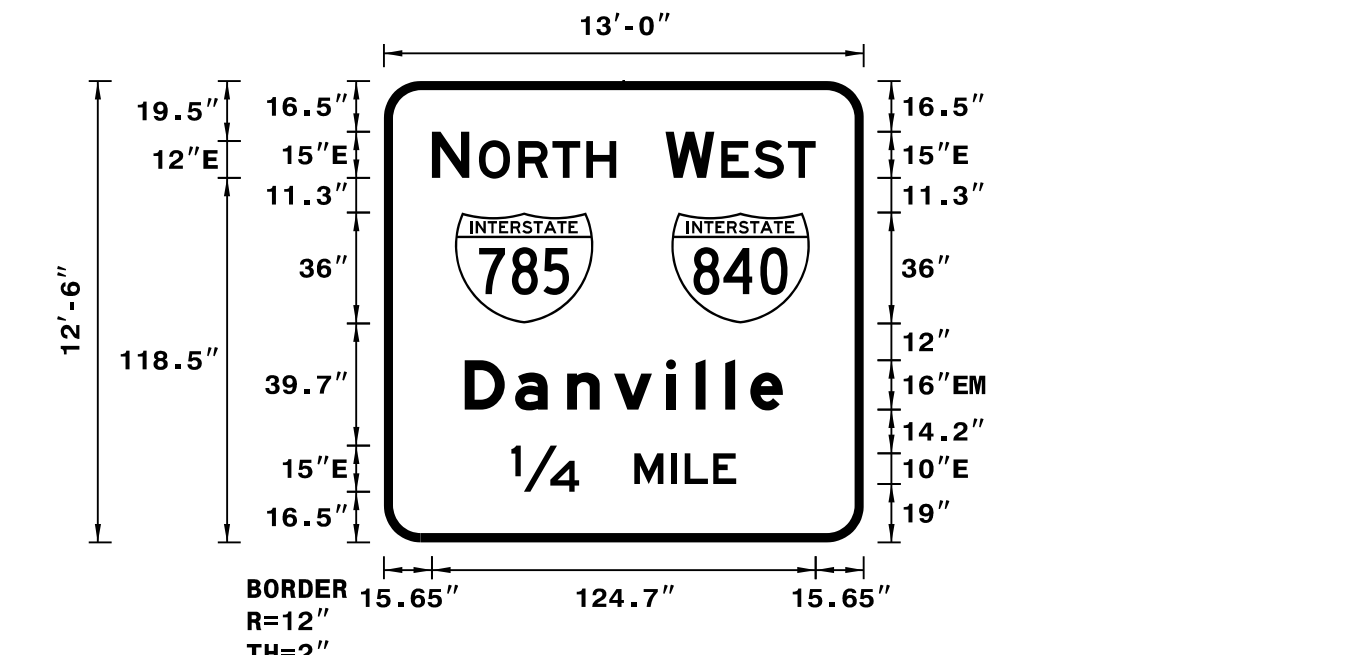
Spacing Factor is 1 unless specified otherwise

SIGN NUMBER: 19
 TYPE: A (OVHD)
 QUANTITY: 1
 SIGN WIDTH: 13'-0"
 HEIGHT: 12'-6"
 TOTAL AREA: 162.5 Sq.Ft.
 BORDER TYPE: FLUSH
 RECESS: 0"
 WIDTH: 2"
 RADII: 12"
 NO. Z BARS: 4
 LENGTH: 148.0

SYMBOL	X	Y	WID	HT
M1_1	23.1	71.2	45	36
M1_1	93.4	71.2	45	36

MAT'L: 0.125" ALUMINUM

DESIGN BY: TRT/AHT
 PROJECT ID: U-2525C
 CHECKED BY: ADK/CAJ
 DIV: 07
 DATE: Oct 2017



- NOTES:
- Legend and border shall be direct applied Grade A reflective sheeting.
 - Shields shall be Grade A reflective sheeting on 0.032" aluminum and demountable.
 - Background shall be Grade C reflective sheeting.

LETTER POSITIONS

Letter spacings are to start of next letter

	N	O	R	T	H		Series/Size Text Length			
	15.6	12.2	3.1	12.8	11	11	9.7	80.5	E 2000	
		W	E	S	T				E 2000	
	91.5	15.9	2.2	10.7	11	9	15.6		48.8	
		D	a	n	v	i	l	l	e	EM 2000
	26.3	16.3	17	15.2	17	9.6	9.6	8.2	10.6	26.3
		1/4	M	I	L	E				E 2000
	41.5	22	18	12	4.4	9.2	7.5	41.5		73.1

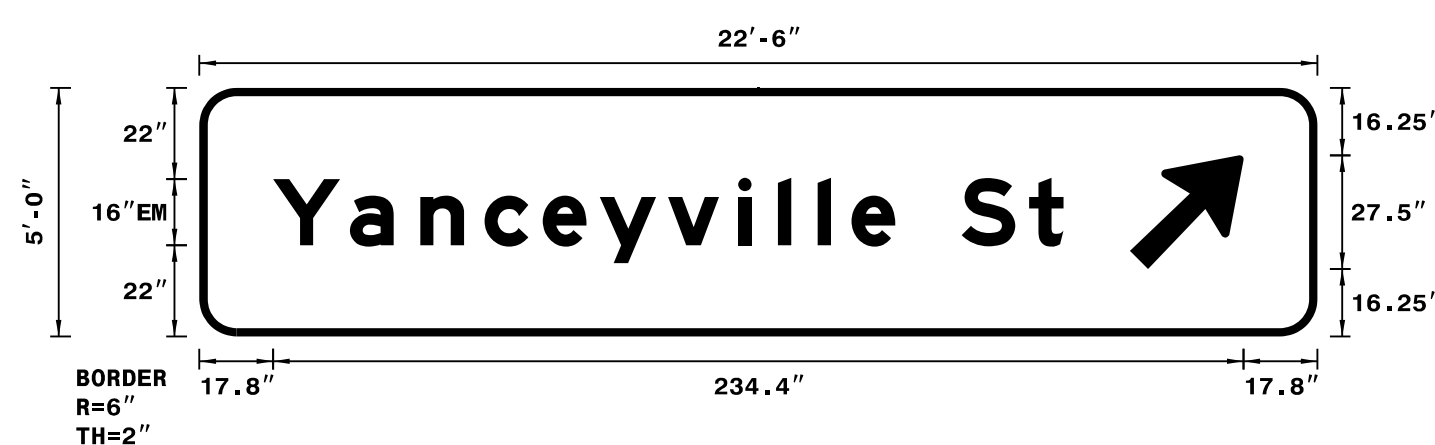
Spacing Factor is 1 unless specified otherwise

SIGN NUMBER: 208,44B
 TYPE: A (OVHD)
 QUANTITY: 2
 SIGN WIDTH: 22'-6"
 HEIGHT: 5'-0"
 TOTAL AREA: 112.5 Sq.Ft.
 BORDER TYPE: FLUSH
 RECESS: 0"
 WIDTH: 2"
 RADII: 6"
 NO. Z BARS: 2
 LENGTH: 262.0

SYMBOL	X	Y	WID	HT
Type A Arrow	224.7	16.3	22.3	35

MAT'L: 0.125" ALUMINUM

DESIGN BY: TRT/AHT
 PROJECT ID: U-2525C
 CHECKED BY: ADK/CAJ
 DIV: 07
 DATE: Oct 2017



- NOTES:
- Legend and border shall be direct applied Grade A reflective sheeting.
 - Arrow shall be Grade A reflective sheeting on 0.032" aluminum and demountable.
 - Background shall be Grade C reflective sheeting.
 - Center Arrow vertically on sign.

LETTER POSITIONS

Letter spacings are to start of next letter

	Y	a	n	c	e	y	v	i	l	l	e	S	t		Series/Size Text Length	
	17.8	18.6	17	15.5	14.1	13.8	16.5	17	9.6	9.6	8.2	10.6	16	16.3	8.3	51.3

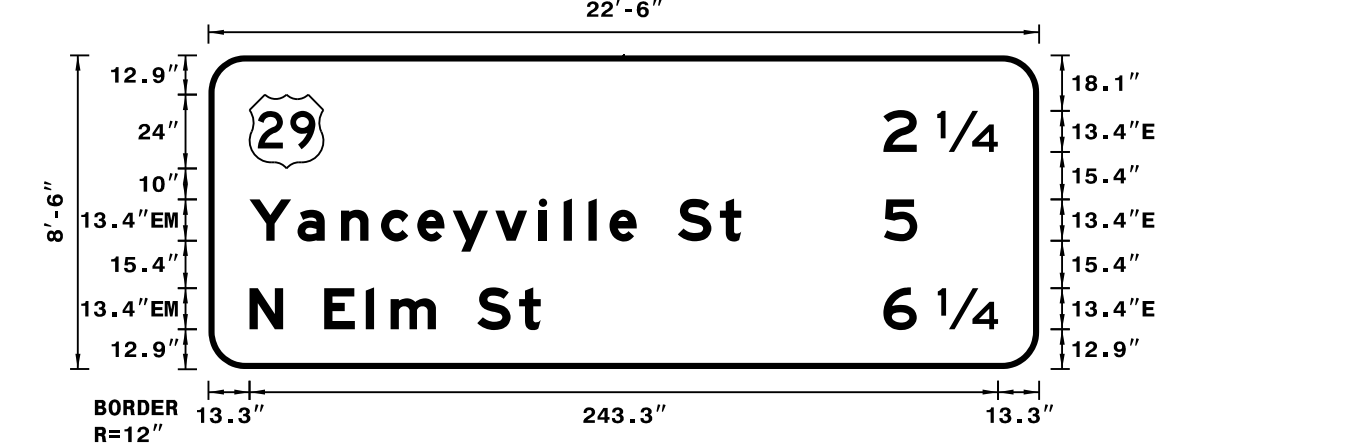
Spacing Factor is 1 unless specified otherwise

SIGN NUMBER: 21
 TYPE: A (OVHD)
 QUANTITY: 1
 SIGN WIDTH: 22'-6"
 HEIGHT: 8'-6"
 TOTAL AREA: 191.3 Sq.Ft.
 BORDER TYPE: FLUSH
 RECESS: 0"
 WIDTH: 2"
 RADII: 12"
 NO. Z BARS: 3
 LENGTH: 262.0

SYMBOL	X	Y	WID	HT
M1_4	13.3	65.1	24	24

MAT'L: 0.125" ALUMINUM

DESIGN BY: TRT/AHT
 PROJECT ID: U-2525C
 CHECKED BY: ADK/CAJ
 DIV: 07
 DATE: Oct 2017



- NOTES:
- Legend and border shall be direct applied Grade A reflective sheeting.
 - Shield shall be Grade A reflective sheeting on 0.032" aluminum and demountable.
 - Background shall be Grade C reflective sheeting.

LETTER POSITIONS

Letter spacings are to start of next letter

	2	1/4														Series/Size Text Length
	219.4	10.9	6.7	19.6	13.3											E 2000
		Y	a	n	c	e	y	v	i	l	l	e	S	t		EM 2000
	13.3	15.5	14.2	13	11.8	11.5	13.8	14.2	8	8	6.8	8.8	13.4	13.7	7	96.8
		5														E 2000
	219.5	10.9	39.6													10.9
		N	E	l	m	S	t									EM 2000
	13.3	10.9	13.4	13.5	8	14.7	13.4	13.7	7	162					94.6	
		6														E 2000
	219.4	10.9	6.8	19.6	13.3											37.3

Spacing Factor is 1 unless specified otherwise

APPROVED: *Charles A. Johnson, III*
SSA1585847F5446

DATE: 12/14/2017



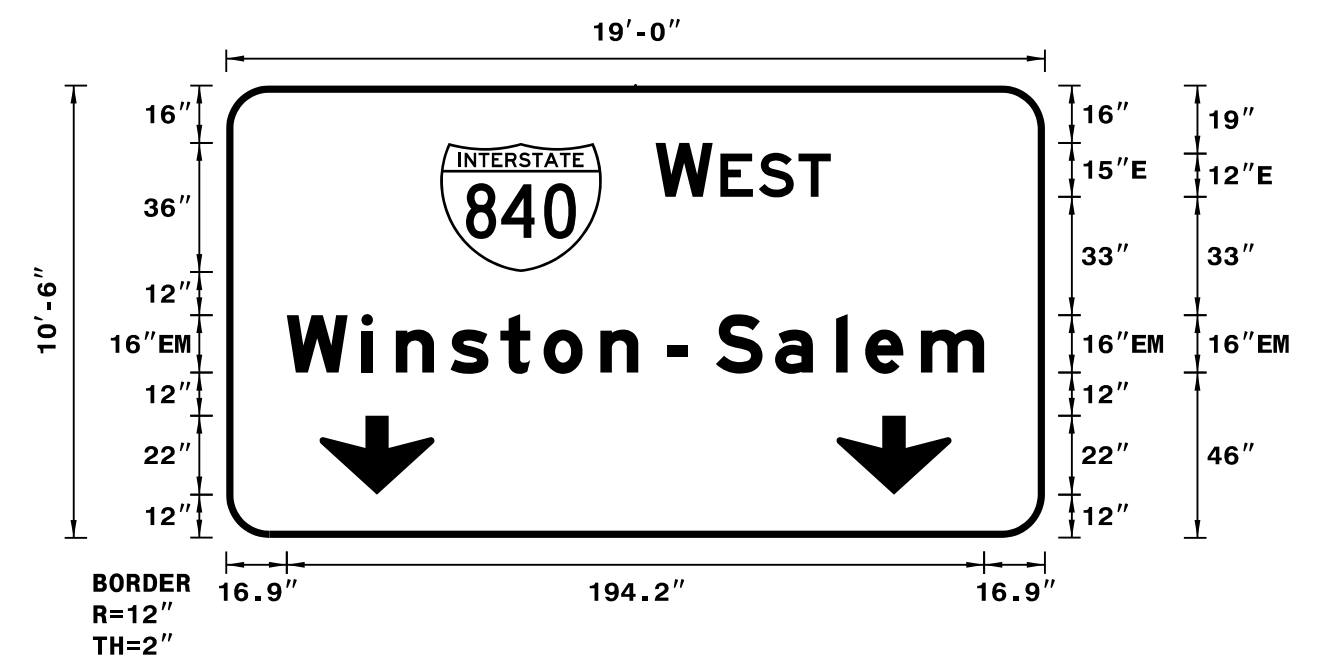
**DOCUMENT NOT CONSIDERED FINAL
UNLESS ALL SIGNATURES COMPLETED**

SIGN NUMBER: 22
 TYPE: A (OVHD)
 QUANTITY: 1
 SIGN WIDTH: 19'-0"
 HEIGHT: 10'-6"
 TOTAL AREA: 199.5 Sq.Ft.
 BORDER TYPE: FLUSH
 RECESS: 0"
 WIDTH: 2"
 RADII: 12"
 NO. Z BARS: 3
 LENGTH: 220.0

SYMBOL	X	Y	WID	HT
M1_1	59.1	74	45	36
Type C Arrow	26	12	32	22
Type C Arrow	170	12	32	22

MAT'L: 0.125" ALUMINUM

DESIGN BY: TRT/AHT
 PROJECT ID: U-2525C
 CHECKED BY: ADK/CAJ
 DIV: 07
 DATE: Oct 2017



- NOTES:
- Legend and border shall be direct applied Grade A reflective sheeting.
 - Arrows and shield shall be Grade A reflective sheeting on 0.032" aluminum and demountable.
 - Background shall be Grade C reflective sheeting.

LETTER POSITIONS

Letter spacings are to start of next letter

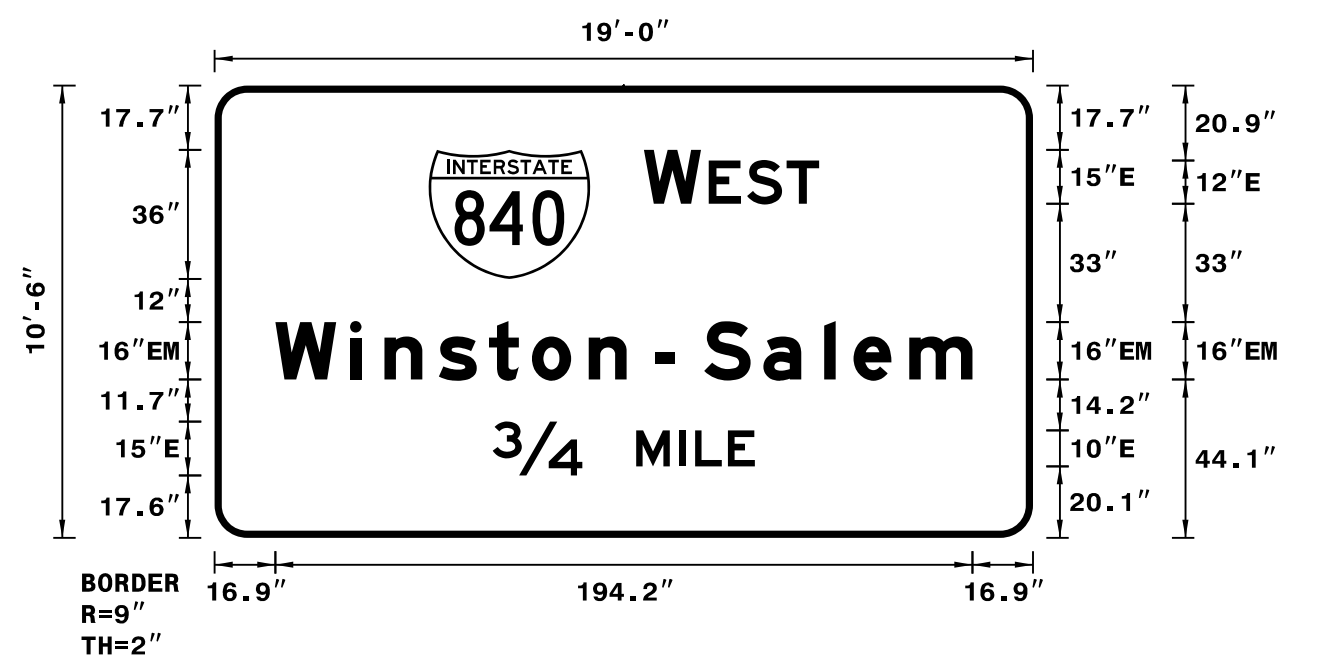
Series/Size	Text Length
E 2000	48.8
EM 2000	194.2

SIGN NUMBER: 23
 TYPE: A (OVHD)
 QUANTITY: 1
 SIGN WIDTH: 19'-0"
 HEIGHT: 10'-6"
 TOTAL AREA: 199.5 Sq.Ft.
 BORDER TYPE: FLUSH
 RECESS: 0"
 WIDTH: 2"
 RADII: 12"
 NO. Z BARS: 3
 LENGTH: 220.0

SYMBOL	X	Y	WID	HT
M1_1	59.6	72.1	45	36

MAT'L: 0.125" ALUMINUM

DESIGN BY: TRT/AHT
 PROJECT ID: U-2525C
 CHECKED BY: ADK/CAJ
 DIV: 07
 DATE: Oct 2017



- NOTES:
- Legend and border shall be direct applied Grade A reflective sheeting.
 - Shield shall be Grade A reflective sheeting on 0.032" aluminum and demountable.
 - Background shall be Grade C reflective sheeting.

LETTER POSITIONS

Letter spacings are to start of next letter

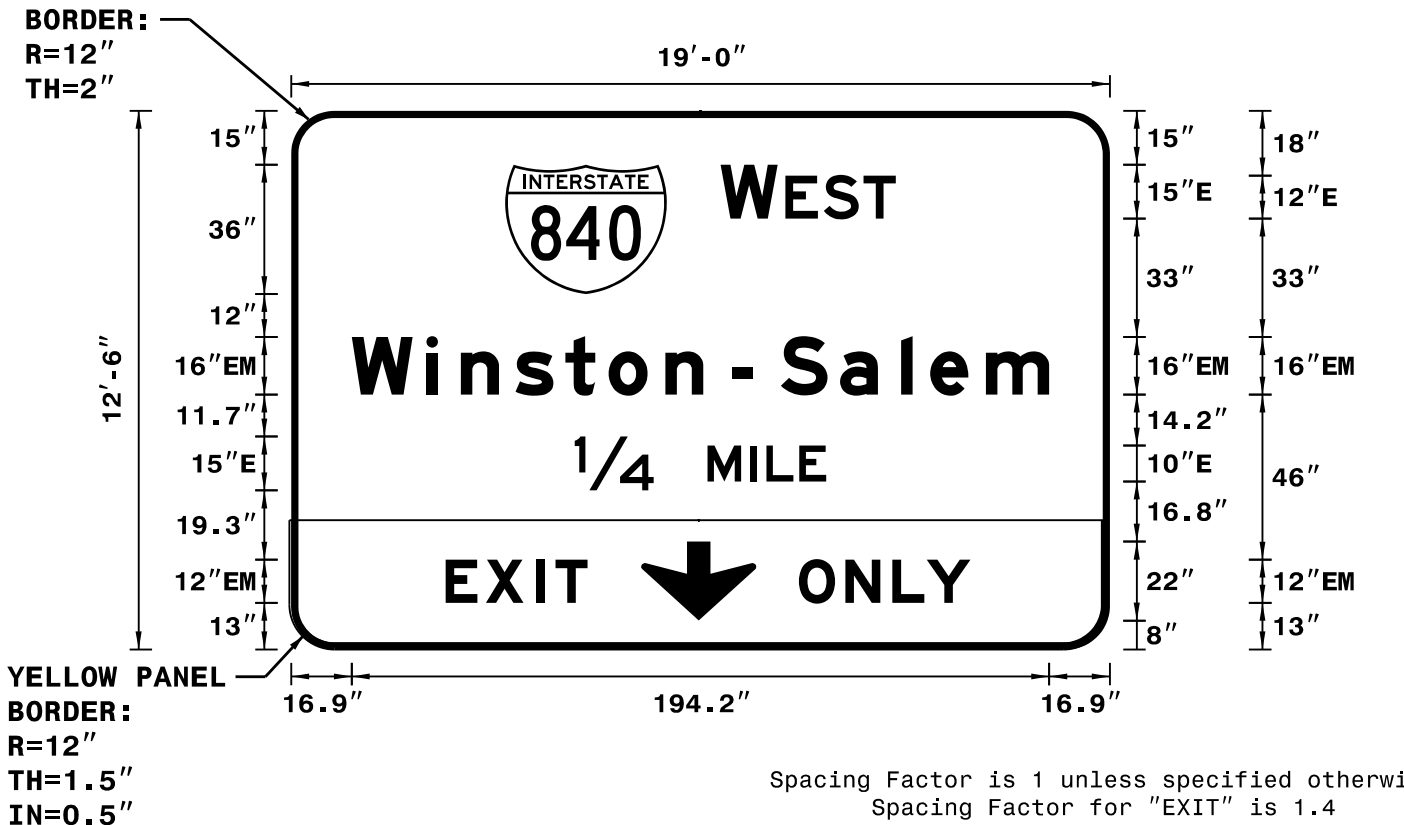
Series/Size	Text Length
E 2000	48.8
EM 2000	194.2
E 2000	73.1

SIGN NUMBER: 24
 TYPE: A (OVHD)
 QUANTITY: 1
 SIGN WIDTH: 19'-0"
 HEIGHT: 12'-6"
 TOTAL AREA: 237.5 Sq.Ft.
 BORDER TYPE: VAR.
 RECESS: VAR.
 WIDTH: VAR.
 RADII: VAR.
 NO. Z BARS: 4
 LENGTH: 220.0

SYMBOL	X	Y	WID	HT
M1_1	59.6	99	45	36
Type A Arrow	97	8	32	22

MAT'L: 0.125" ALUMINUM

DESIGN BY: TRT/AHT
 PROJECT ID: U-2525C
 CHECKED BY: ADK/CAJ
 DIV: 07
 DATE: Oct 2017



- NOTES:
- Legend and border shall be direct applied Grade A reflective sheeting.
 - Shield shall be Grade A reflective sheeting on 0.032" aluminum and demountable.
 - Background shall be Grade C reflective sheeting.
 - Bottom panel shall be yellow Grade C sheeting. Legend shall be direct applied black non-reflective sheeting. Yellow panel is 228" X 36". (Border Type = Recessed, Recess = 0.5", Width = 1.5", Radii = 12")
 - Arrow shall be black non-reflective sheeting on 0.032" aluminum and demountable.

LETTER POSITIONS

Letter spacings are to start of next letter

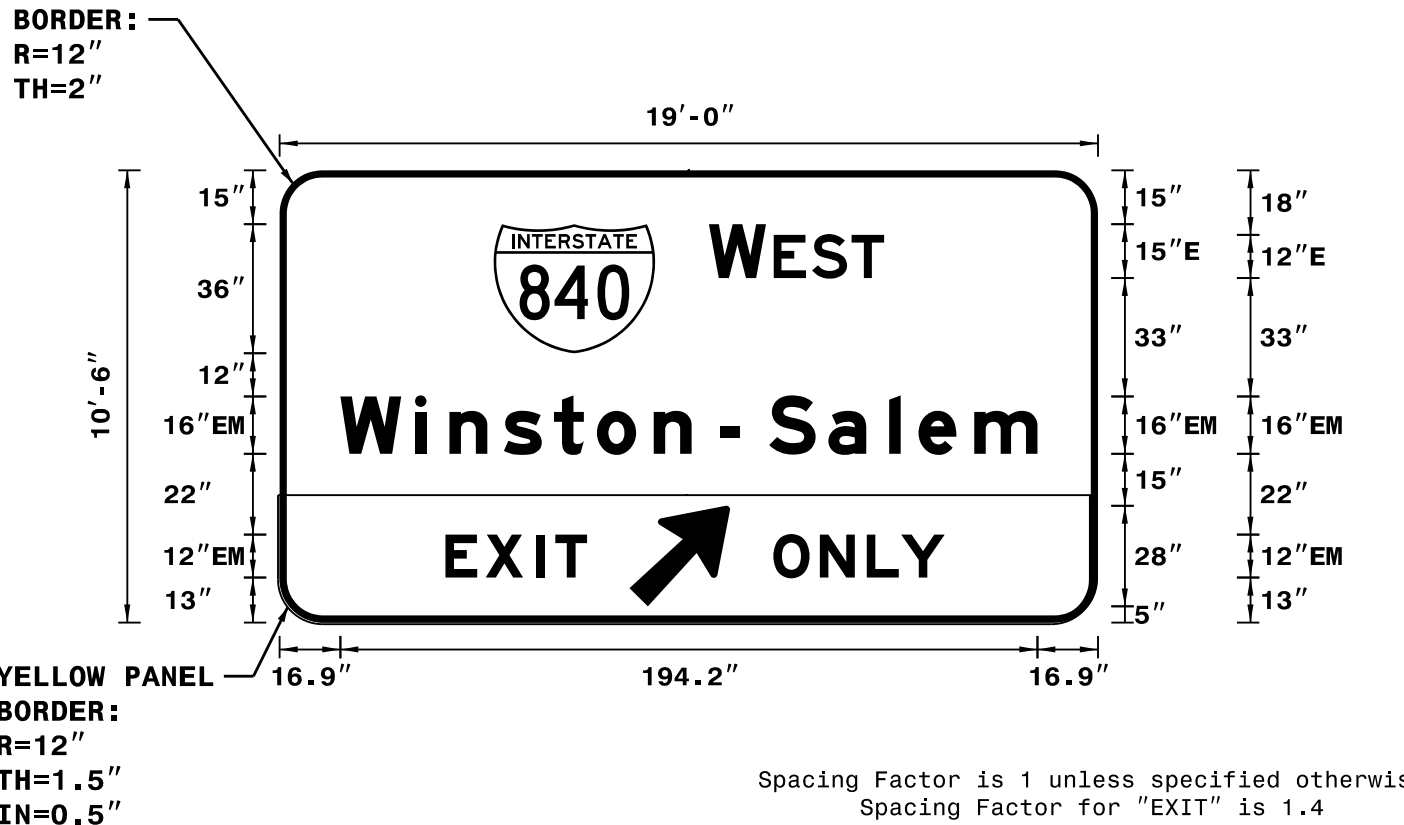
Series/Size	Text Length
E 2000	48.8
EM 2000	194.2
E 2000	70.1
EM 2000	39.5
EM 2000	47.8

SIGN NUMBER: 25
 TYPE: A (OVHD)
 QUANTITY: 1
 SIGN WIDTH: 19'-0"
 HEIGHT: 10'-6"
 TOTAL AREA: 199.5 Sq.Ft.
 BORDER TYPE: VAR.
 RECESS: VAR.
 WIDTH: VAR.
 RADII: VAR.
 NO. Z BARS: 3
 LENGTH: 220.0

SYMBOL	X	Y	WID	HT
M1_1	59.6	75	45	36
Type A Arrow	97	5	22.3	35.6

MAT'L: 0.125" ALUMINUM

DESIGN BY: TRT/AHT
 PROJECT ID: U-2525C
 CHECKED BY: ADK/CAJ
 DIV: 07
 DATE: Oct 2017



- NOTES:
- Legend and border shall be direct applied Grade A reflective sheeting.
 - Shield shall be Grade A reflective sheeting on 0.032" aluminum and demountable.
 - Background shall be Grade C reflective sheeting.
 - Bottom panel shall be yellow Grade C sheeting. Legend shall be direct applied black non-reflective sheeting. Yellow panel is 228" X 36". (Border Type = Recessed, Recess = 0.5", Width = 1.5", Radii = 12")
 - Arrow shall be black non-reflective sheeting on 0.032" aluminum and demountable.

LETTER POSITIONS

Letter spacings are to start of next letter

Series/Size	Text Length
E 2000	48.8
EM 2000	194.2
E 2000	39.5
EM 2000	47.8

APPROVED: *Charles A. Johnson, III*
59A1562847FSAB

DATE: 12/14/2017



**DOCUMENT NOT CONSIDERED FINAL
UNLESS ALL SIGNATURES COMPLETED**


SIGN NUMBER: 26,27,59A,60A BACKG COLOR: Green
 TYPE: A (OVHD) COPY COLOR: White
 QUANTITY: 4

SYMBOL	X	Y	WID	HT

MAT'L: 0.125" ALUMINUM

NO. Z BARS: 2
 LENGTH: 148.0

DESIGN BY: TRT/AHT CHECKED BY: ADK/CAJ
 PROJECT ID: U-2525C DIV: 07 DATE: Oct 2017



NOTES:
 1. Legend and border shall be direct applied Grade A reflective sheeting.
 2. Background shall be Grade C reflective sheeting.

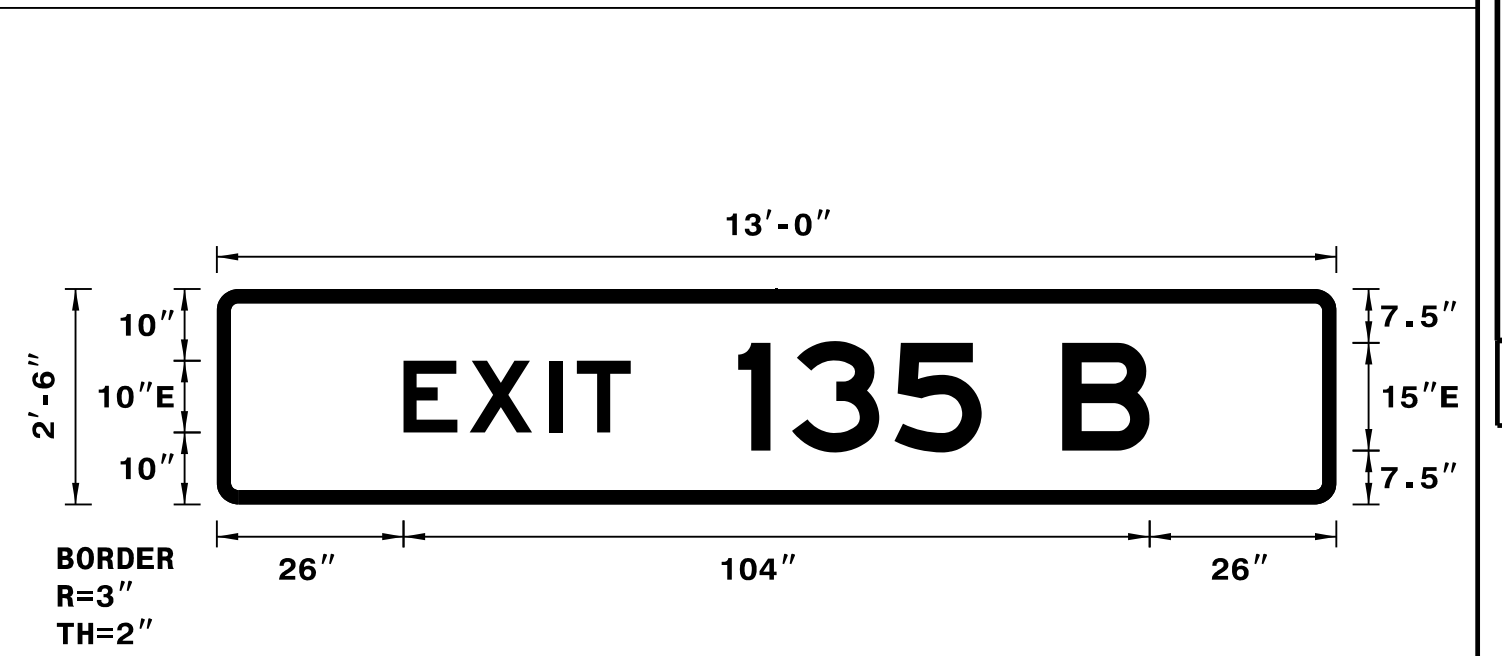
SIGN NUMBER: 28A,57A,78A,79A BACKG COLOR: Green
 TYPE: A (OVHD) COPY COLOR: White
 QUANTITY: 4

SYMBOL	X	Y	WID	HT

MAT'L: 0.125" ALUMINUM

NO. Z BARS: 2
 LENGTH: 148.0

DESIGN BY: TRT/AHT CHECKED BY: ADK/CAJ
 PROJECT ID: U-2525C DIV: 07 DATE: Oct 2017



NOTES:
 1. Legend and border shall be direct applied Grade A reflective sheeting.
 2. Background shall be Grade C reflective sheeting.

LETTER POSITIONS

Letter spacings are to start of next letter

Letter	E	X	I	T	Series/Size			
E	26.4	9.2	11.1	3.8	7.5	98	E 2000	31.6
X	1	3	5	A			E 2000	56.7
I	73	7.5	14.3	12.2	7.5	15.3	26.3	

LETTER POSITIONS

Letter spacings are to start of next letter

Letter	E	X	I	T	Series/Size			
E	26	9.2	11.1	3.8	7.5	98.3	E 2000	31.6
X	1	3	5	B			E 2000	57.3
I	72.7	7.5	14.2	12.2	11.3	12.2	26	

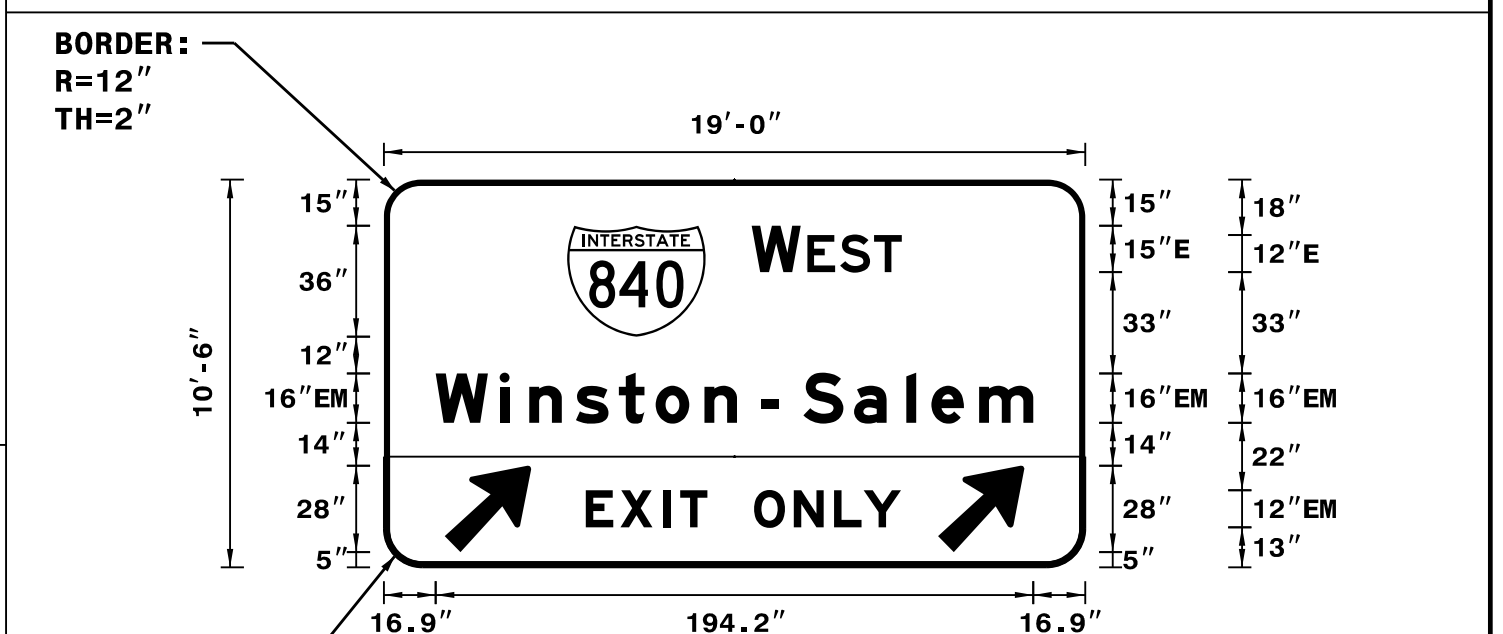
SIGN NUMBER: 28B BACKG COLOR: Green/Yellow
 TYPE: A (OVHD) COPY COLOR: White/Black
 QUANTITY: 1

SYMBOL	X	Y	WID	HT
M1_1	59.6	75	45	36
Type A Arrow	22.7	5	22.3	35.6
Type A Arrow	180.4	5	22.3	35.6

MAT'L: 0.125" ALUMINUM

NO. Z BARS: 3
 LENGTH: 220.0

DESIGN BY: TRT/AHT CHECKED BY: ADK/CAJ
 PROJECT ID: U-2525C DIV: 07 DATE: Oct 2017



NOTES:
 1. Legend and border shall be direct applied Grade A reflective sheeting.
 2. Shields shall be Grade A reflective sheeting on 0.032" aluminum and demountable.
 3. Background shall be Grade C reflective sheeting.
 4. Bottom panel shall be yellow Grade C sheeting. Legend shall be direct applied black non-reflective sheeting. Yellow panel is 228" X 36". (Border Type = Recessed, Recess = 0.5", Width = 1.5", Radii = 12")
 5. Arrows shall be black non-reflective sheeting on 0.032" aluminum and demountable.

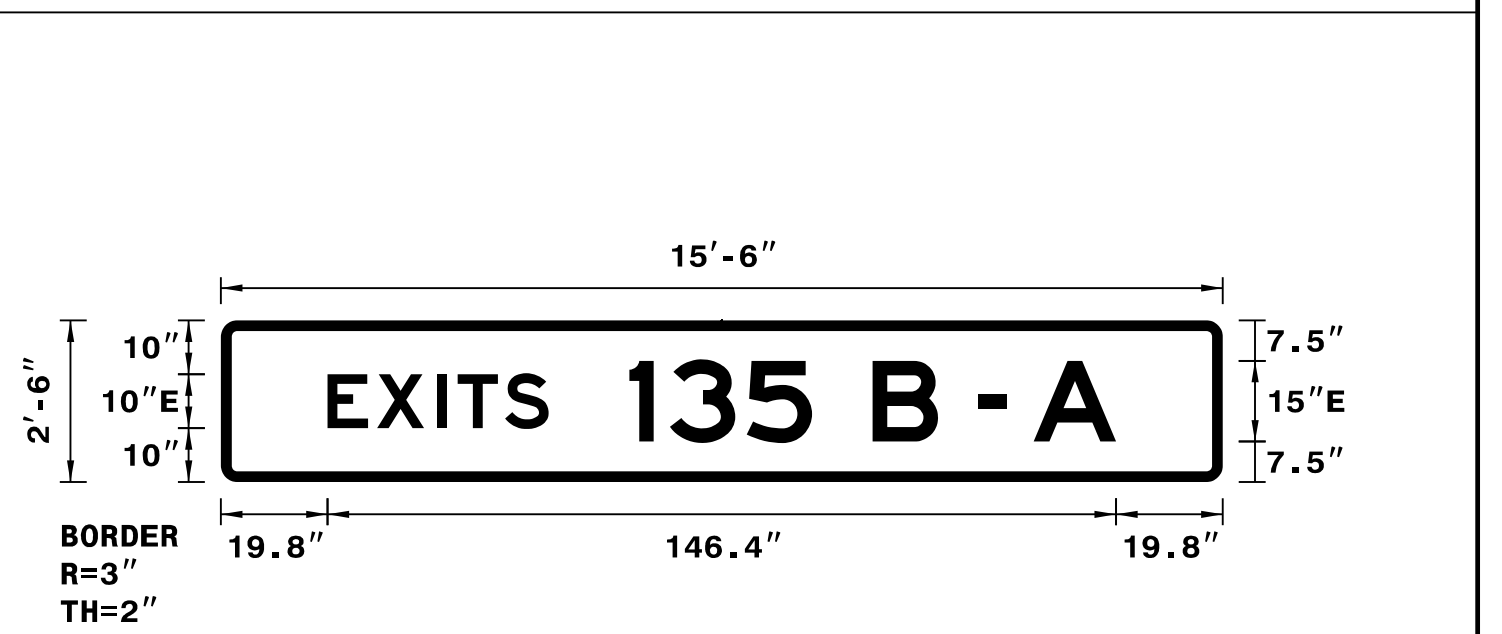
SIGN NUMBER: 29A,30,46 BACKG COLOR: Green
 TYPE: A (OVHD) COPY COLOR: White
 QUANTITY: 3

SYMBOL	X	Y	WID	HT

MAT'L: 0.125" ALUMINUM

NO. Z BARS: 2
 LENGTH: 178.0

DESIGN BY: TRT/AHT CHECKED BY: ADK/CAJ
 PROJECT ID: U-2525C DIV: 07 DATE: Oct 2017



NOTES:
 1. Legend and border shall be direct applied Grade A reflective sheeting.
 2. Background shall be Grade C reflective sheeting.

LETTER POSITIONS

Letter spacings are to start of next letter

Letter	W	E	S	T	Series/Size														
W	119.6	15.9	2.2	10.7	11	9	59.6	E 2000	48.8										
E	16.9	20.8	9.6	15.2	13.9	12	15.8	10.6	8	5.6	8	16.5	17	8.2	15.5	17.6	16.9	EM 2000	194.2
S	65.8	11.2	14	5.4	8.9	122.8			EM 2000	39.5									
T	120.4	13	13.1	9.6	12.1	59.9			EM 2000	47.8									

LETTER POSITIONS

Letter spacings are to start of next letter

Letter	E	X	I	T	S	Series/Size						
E	19.8	9.2	11.1	3.8	8.8	8.1	125.2	E 2000	41			
X	1	3	5	B	-	A		E 2000	90.6			
I	75.6	7.5	14.3	12.2	11.3	12.2	7.5	5.3	5	15.3	19.8	

APPROVED: *Charles A. Johnson, III*
SSA1962847FSAAE

DATE: 12/14/2017



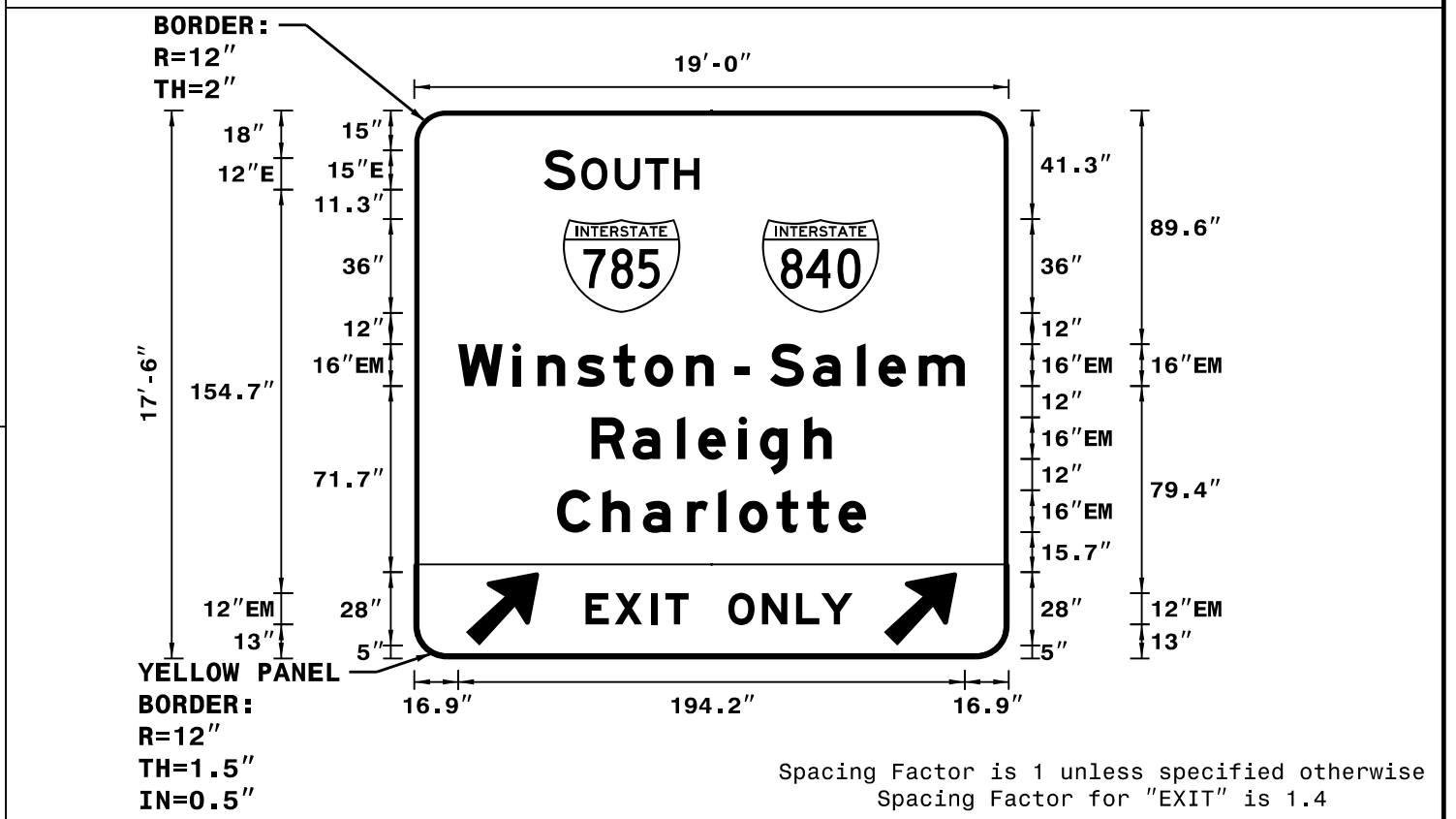
**DOCUMENT NOT CONSIDERED FINAL
UNLESS ALL SIGNATURES COMPLETED**

SIGN NUMBER: 29B BACKG COLOR: Green/Yellow
 TYPE: A (OVHD) COPY COLOR: White/Black
 QUANTITY: 1

SYMBOL	X	Y	WID	HT
M1_1	57	129.6	45	36
M1_1	133.4	129.6	45	36
Type A Arrow	22.7	5	22.3	35.6
Type A Arrow	180.4	5	22.3	35.6

MAT'L: 0.125" ALUMINUM

DESIGN BY: TRT/AHT CHECKED BY: ADK/CAJ
 PROJECT ID: U-2525C DIV: 07 DATE: Oct 2017



- NOTES:
- Legend and border shall be direct applied Grade A reflective sheeting.
 - Shield shall be Grade A reflective sheeting on 0.032" aluminum and demountable.
 - Background shall be Grade C reflective sheeting.
 - Bottom panel shall be yellow Grade C sheeting. Legend shall be direct applied black non-reflective sheeting. Yellow panel is 228" X 36" (Border Type = Recessed, Recess = 0.5", Width = 1.5", Radii = 12").
 - Arrows shall be black non-reflective sheeting on 0.032" aluminum and demountable.

LETTER POSITIONS

Letter spacings are to start of next letter

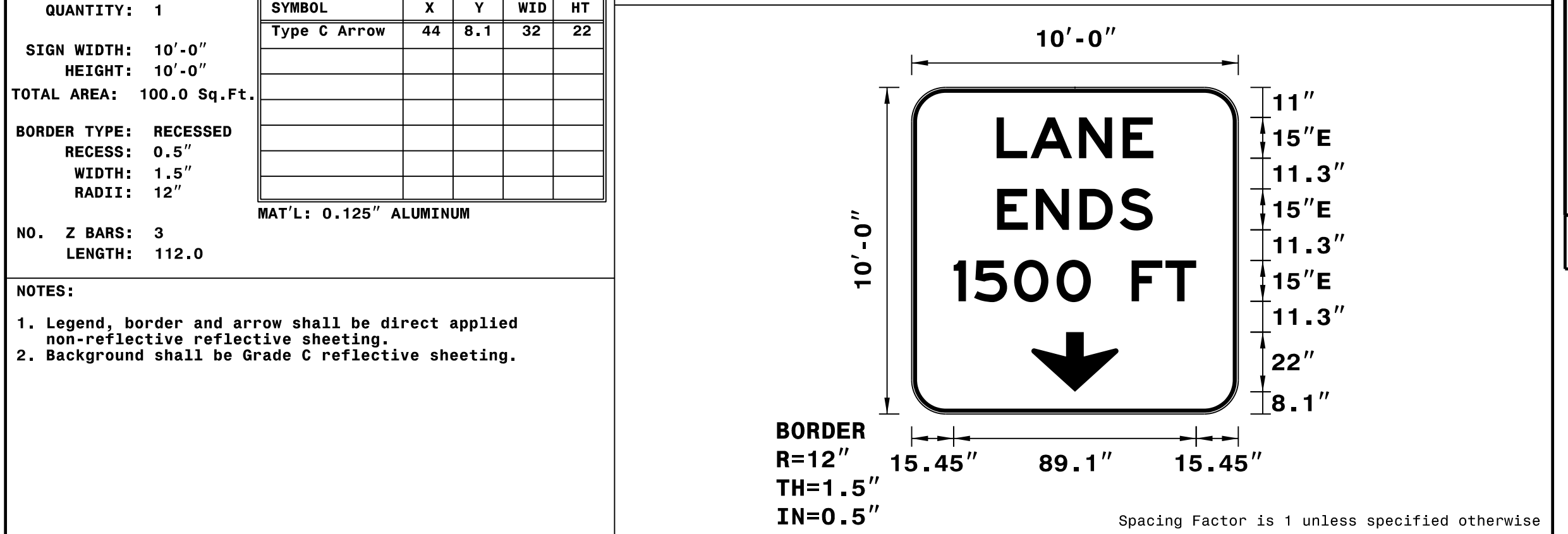
	S	O	U	T	H																Series/Size Text Length
	49.6	12.2	2.2	12.8	11.8	11	9.7	118.6													E 2000 59.8
	16.9	20.8	9.6	15.2	13.9	12	15.8	10.6	8	5.6	8	16.5	17	8.2	15.5	17.6	16.9				EM 2000 194.2
	67.9	15.8	17	8.2	15.5	8.2	17	10.6	67.9												EM 2000 92.2
	54.7	17.4	15.5	17	11.8	8.2	14.2	11.8	12	10.6	54.7										EM 2000 118.6
	65.8	11.2	14	5.4	8.9	122.6															EM 2000 39.5
	120.4	13	13.1	9.6	12.1	59.8															EM 2000 47.8

SIGN NUMBER: 32 BACKG COLOR: Yellow
 TYPE: A (OVHD) COPY COLOR: Black
 QUANTITY: 1

SYMBOL	X	Y	WID	HT
Type C Arrow	44	8.1	32	22

MAT'L: 0.125" ALUMINUM

DESIGN BY: TRT/AHT CHECKED BY: ADK/CAJ
 PROJECT ID: U-2525C DIV: 07 DATE: Oct 2017



- NOTES:
- Legend, border and arrow shall be direct applied non-reflective reflective sheeting.
 - Background shall be Grade C reflective sheeting.

LETTER POSITIONS

Letter spacings are to start of next letter

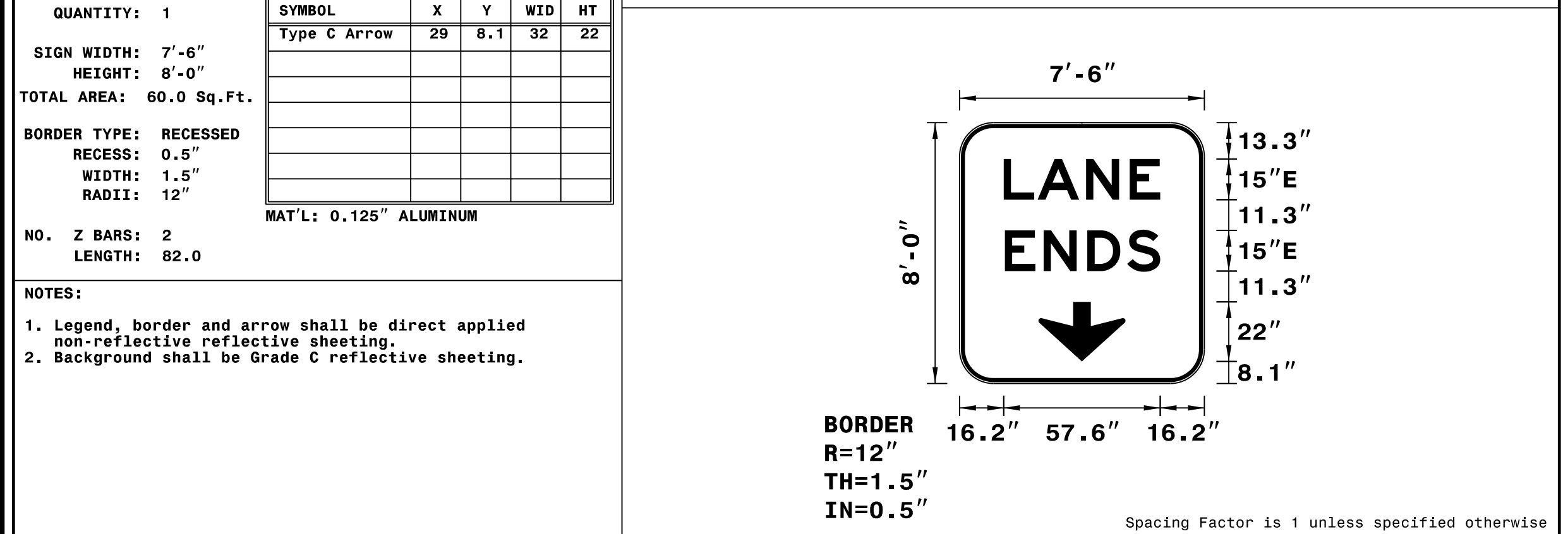
	L	A	N	E																	Series/Size Text Length
	31.2	12.4	17.8	16	11.3	31.2															E 2000 57.6
	31.4	14.3	16.1	14.7	12.2	31.4															E 2000 57.2
	15.5	7.5	14.7	15.6	12.6	15	12.5	11.3	15.5												E 2000 89.1

SIGN NUMBER: 33 BACKG COLOR: Yellow
 TYPE: A (OVHD) COPY COLOR: Black
 QUANTITY: 1

SYMBOL	X	Y	WID	HT
Type C Arrow	29	8.1	32	22

MAT'L: 0.125" ALUMINUM

DESIGN BY: TRT/AHT CHECKED BY: ADK/CAJ
 PROJECT ID: U-2525C DIV: 07 DATE: Oct 2017



- NOTES:
- Legend, border and arrow shall be direct applied non-reflective reflective sheeting.
 - Background shall be Grade C reflective sheeting.

LETTER POSITIONS

Letter spacings are to start of next letter

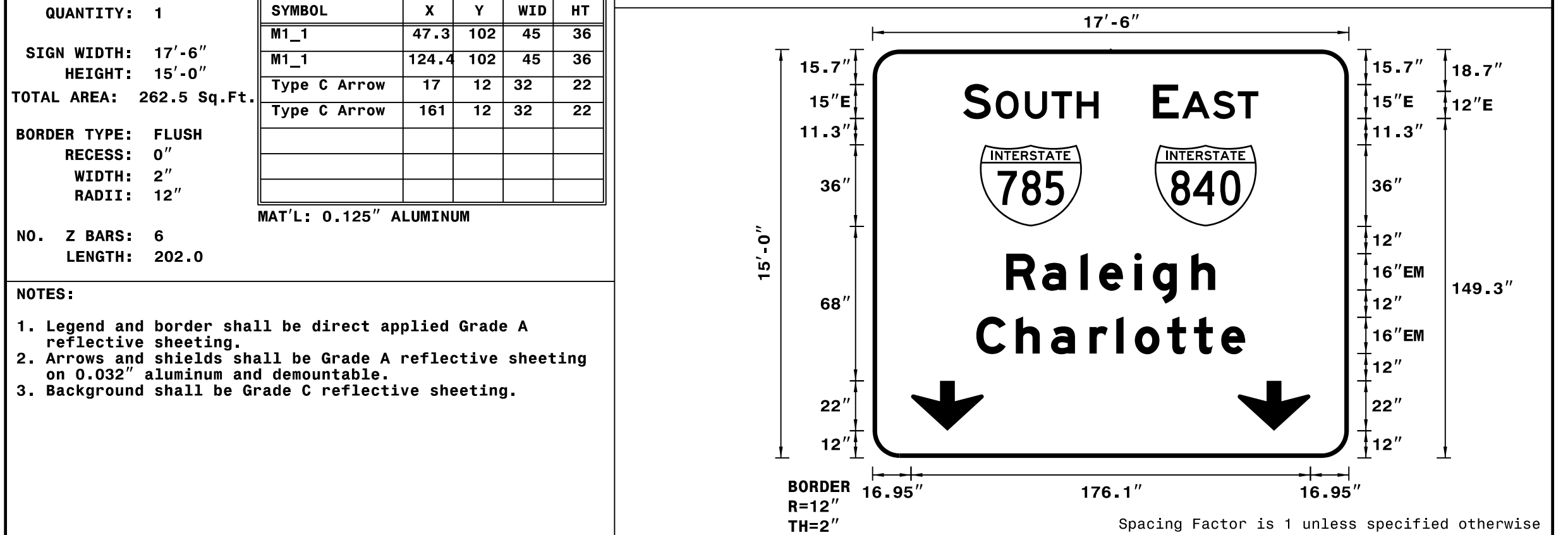
	L	A	N	E																	Series/Size Text Length
	16.2	12.5	17.8	16.1	11.3	16.2															E 2000 57.6
	16.4	14.3	16.1	14.7	12.2	16.4															E 2000 57.2

SIGN NUMBER: 34 BACKG COLOR: Green
 TYPE: A (OVHD) COPY COLOR: White
 QUANTITY: 1

SYMBOL	X	Y	WID	HT
M1_1	47.3	102	45	36
M1_1	124.4	102	45	36
Type C Arrow	17	12	32	22
Type C Arrow	161	12	32	22

MAT'L: 0.125" ALUMINUM

DESIGN BY: TRT/AHT CHECKED BY: ADK/CAJ
 PROJECT ID: U-2525C DIV: 07 DATE: Oct 2017



- NOTES:
- Legend and border shall be direct applied Grade A reflective sheeting.
 - Arrows and shields shall be Grade A reflective sheeting on 0.032" aluminum and demountable.
 - Background shall be Grade C reflective sheeting.

LETTER POSITIONS

Letter spacings are to start of next letter

	S	O	U	T	H																Series/Size Text Length
	44	12.1	2.3	12.8	11.8	11	9.7	106.3													E 2000 59.8
	119.7	11.3	1.5	13.6	11	9	44														E 2000 46.4
	58.9	15.8	17	8.2	15.5	8.2	17	10.6	58.9												EM 2000 92.2
	45.7	17.4	15.5	17	11.8	8.2	14.2	11.8	12	10.6	45.7										EM 2000 118.6

APPROVED: *Charles A. Johnson, III*
SSA156247FSAAE

DATE: 12/14/2017

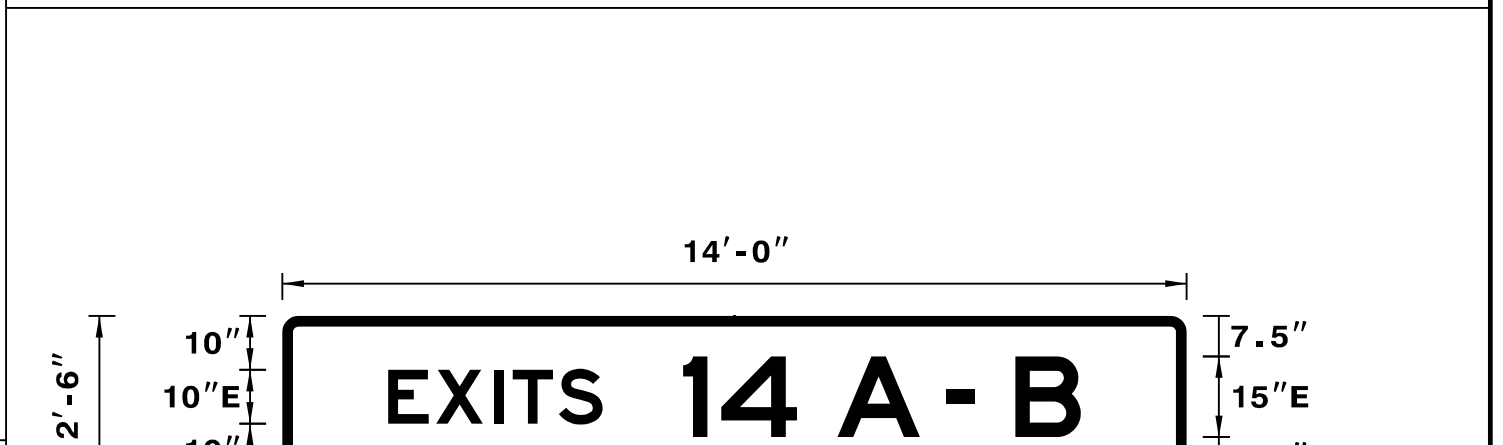
SEAL



DOCUMENT NOT CONSIDERED FINAL UNLESS ALL SIGNATURES COMPLETED

SIGN NUMBER: 35A,38A,42A,45A BACKG COLOR: Green
 TYPE: A (OVHD) COPY COLOR: White
 QUANTITY: 4
 SIGN WIDTH: 14'-0"
 HEIGHT: 2'-6"
 TOTAL AREA: 35.0 Sq.Ft.
 BORDER TYPE: FLUSH
 RECESS: 0"
 WIDTH: 2"
 RADII: 3"
 NO. Z BARS: 2
 LENGTH: 160.0
 MAT'L: 0.125" ALUMINUM

DESIGN BY: TRT/AHT CHECKED BY: ADK/CAJ
 PROJECT ID: U-2525C DIV: 07 DATE: Oct 2017



- NOTES:
- Legend and border shall be direct applied Grade A reflective sheeting.
 - Background shall be Grade C reflective sheeting.

Spacing Factor is 1 unless specified otherwise
 Spacing Factor for "EXITS" is 1.2

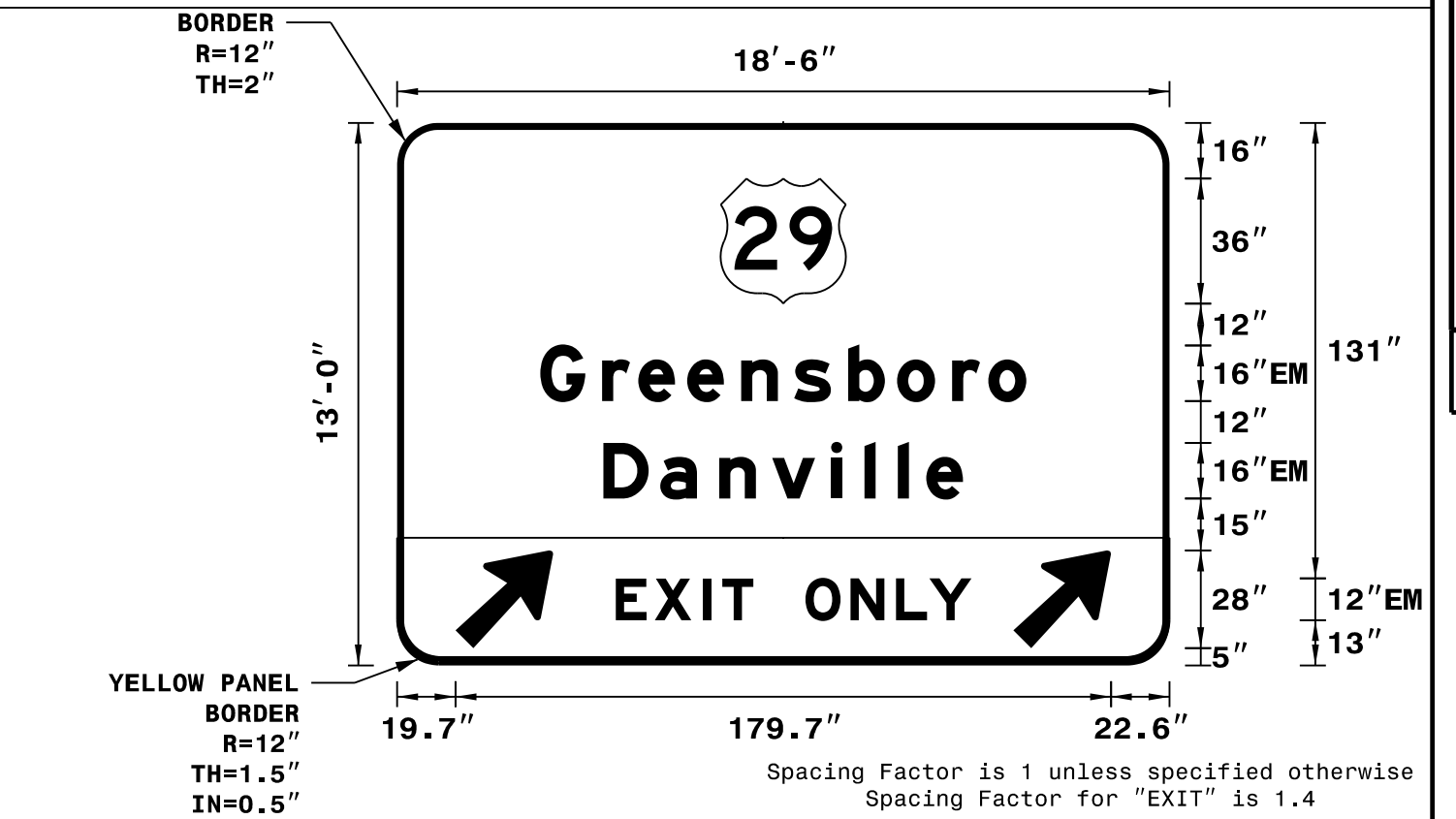
LETTER POSITIONS

Letter spacings are to start of next letter

	E	X	I	T	S		Series/Size
							Text Length
	19.7	8.9	10.7	3.5	8.6	8.1	E 2000
						108.5	39.8
							E 2000
	74.5	7	14.1	7.5	15.3	5	73.9
						5.3	
						7.5	
						12.2	
						19.7	

SIGN NUMBER: 35B BACKG COLOR: Green/Yellow
 TYPE: A (OVHD) COPY COLOR: White/Black
 QUANTITY: 1
 SIGN WIDTH: 18'-6"
 HEIGHT: 13'-0"
 TOTAL AREA: 240.5 Sq.Ft.
 BORDER TYPE: VAR.
 RECESS: VAR.
 WIDTH: VAR.
 RADII: VAR.
 NO. Z BARS: 4
 LENGTH: 214.0
 MAT'L: 0.125" ALUMINUM

DESIGN BY: TRT/AHT CHECKED BY: ADK/CAJ
 PROJECT ID: U-2525C DIV: 07 DATE: Oct 2017



- NOTES:
- Legend and border shall be direct applied Grade A reflective sheeting.
 - Shield shall be Grade A reflective sheeting on 0.032" aluminum and demountable.
 - Background shall be Grade C reflective sheeting.
 - Bottom panel shall be yellow Grade C sheeting. Legend shall be direct applied black non-reflective sheeting. Yellow panel is 222" x 36"; (border Type = Recessed, Recess = 0.5", Width = 1.5", Radii = 12").
 - Arrows shall be black non-reflective sheeting on 0.032" aluminum and demountable.

Spacing Factor is 1 unless specified otherwise
 Spacing Factor for "EXIT" is 1.4

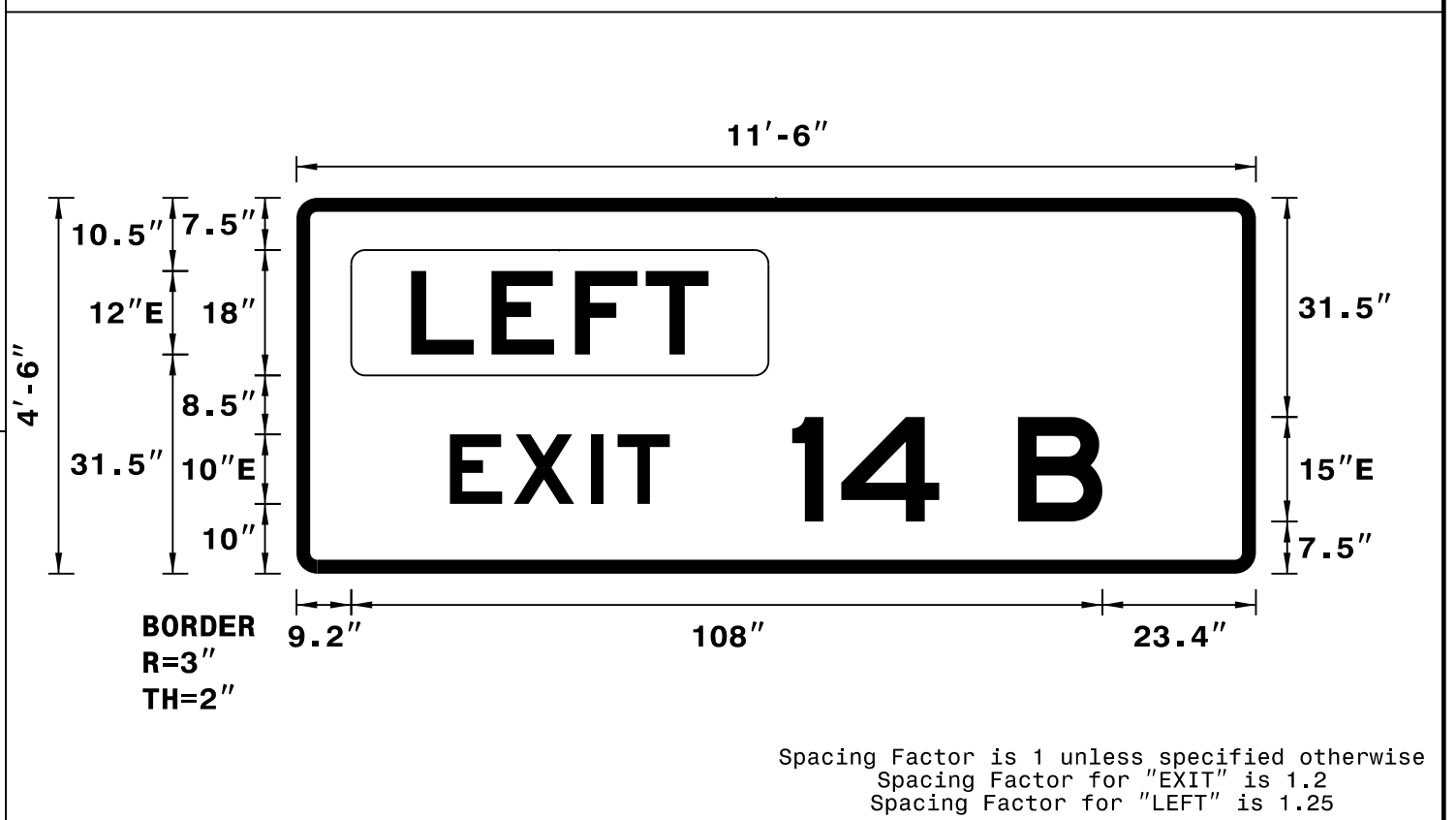
LETTER POSITIONS

Letter spacings are to start of next letter

	G	r	e	e	n	s	b	o	r	o		Series/Size
												Text Length
	41.2	17.8	10.4	14.1	15.5	15.2	15.5	14.1	15.8	10.4	10.9	EM 2000
												139.7
												EM 2000
	59.3	16.3	17	15.2	17	9.6	9.6	8.2	10.6	59.3		103.4
												EM 2000
												39.5
												EM 2000
												47.8

SIGN NUMBER: 36A BACKG COLOR: Green
 TYPE: A (OVHD) COPY COLOR: White
 QUANTITY: 1
 SIGN WIDTH: 11'-6"
 HEIGHT: 4'-6"
 TOTAL AREA: 51.8 Sq.Ft.
 BORDER TYPE: FLUSH
 RECESS: 0"
 WIDTH: 2"
 RADII: 3"
 NO. Z BARS: 2
 LENGTH: 130.0
 MAT'L: 0.125" ALUMINUM

DESIGN BY: TRT/AHT CHECKED BY: ADK/CAJ
 PROJECT ID: U-2525C DIV: 07 DATE: Oct 2017



- NOTES:
- Legend and border shall be direct applied Grade A reflective sheeting.
 - Background shall be Grade C reflective sheeting.
 - "LEFT" panel shall be yellow Grade A sheeting on 0.032" aluminum and demountable. Legend shall be direct applied black non-reflective sheeting.

Spacing Factor is 1 unless specified otherwise
 Spacing Factor for "EXIT" is 1.2
 Spacing Factor for "LEFT" is 1.25

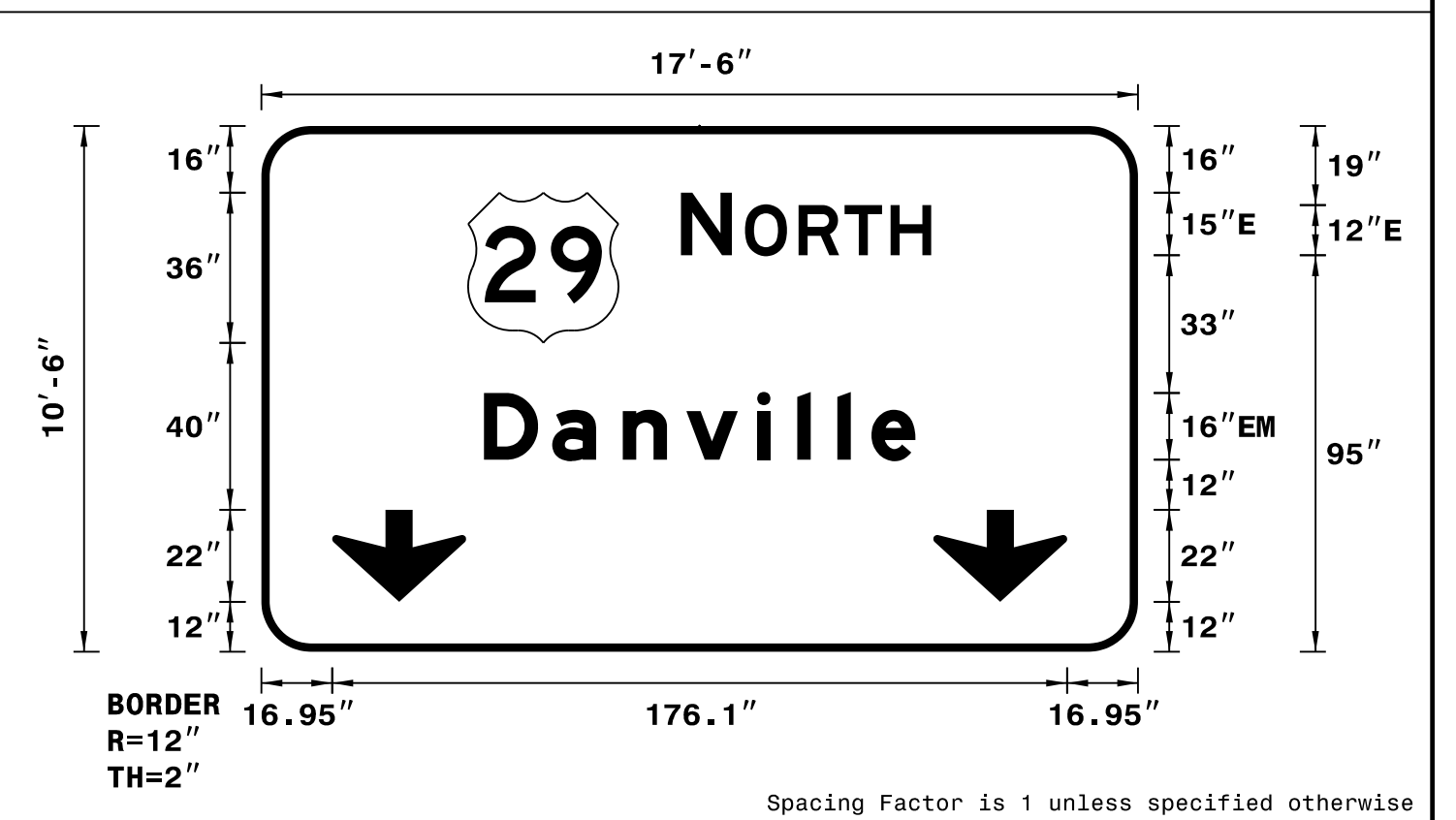
LETTER POSITIONS

Letter spacings are to start of next letter

	L	E	F	T		Series/Size	
							Text Length
	17.8	11.6	12	10.2	9	E 2000	
						60.6	42.8
							E 2000
	23.4	9.2	11.1	3.8	7.5	55	31.6
							E 2000
							44.6

SIGN NUMBER: 36B BACKG COLOR: Green
 TYPE: A (OVHD) COPY COLOR: White
 QUANTITY: 1
 SIGN WIDTH: 17'-6"
 HEIGHT: 10'-6"
 TOTAL AREA: 183.8 Sq.Ft.
 BORDER TYPE: FLUSH
 RECESS: 0"
 WIDTH: 2"
 RADII: 12"
 NO. Z BARS: 3
 LENGTH: 202.0
 MAT'L: 0.125" ALUMINUM

DESIGN BY: TRT/AHT CHECKED BY: ADK/CAJ
 PROJECT ID: U-2525C DIV: 07 DATE: Oct 2017



- NOTES:
- Legend and border shall be direct applied Grade A reflective sheeting.
 - Arrows and shield shall be Grade A reflective sheeting on 0.032" aluminum and demountable.
 - Background shall be Grade C reflective sheeting.


Spacing Factor is 1 unless specified otherwise

LETTER POSITIONS

Letter spacings are to start of next letter

	N	O	R	T	H		Series/Size
							Text Length
	100.5	12.2	3.1	12.8	11	11	E 2000
							59.9
							EM 2000
	53.3	16.3	17	15.2	17	9.6	103.4
							EM 2000
							103.4

APPROVED: Charles A. Johnson, III
SEA1505047F546E
 DATE: 12/14/2017

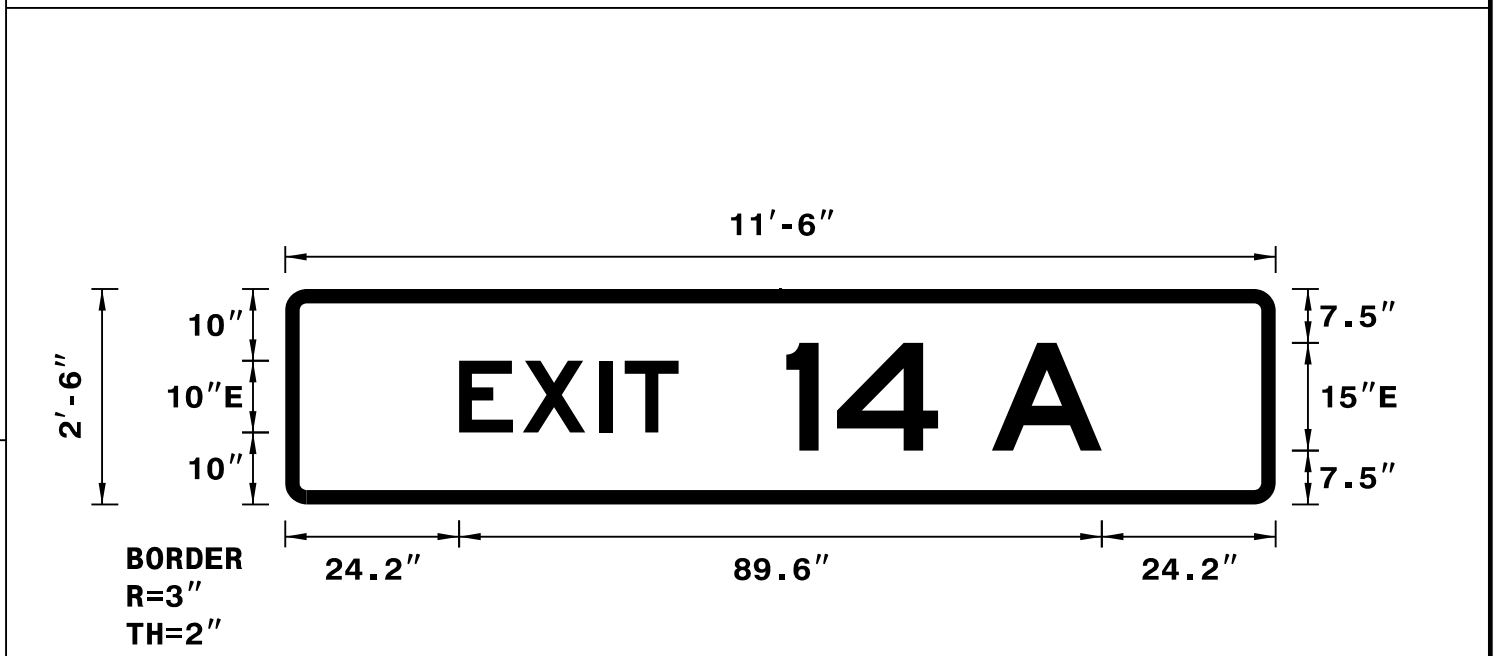


**DOCUMENT NOT CONSIDERED FINAL
UNLESS ALL SIGNATURES COMPLETED**

SIGN NUMBER: 37A
 TYPE: B (OVHD)
 QUANTITY: 1
 SIGN WIDTH: 11'-6"
 HEIGHT: 2'-6"
 TOTAL AREA: 28.8 Sq.Ft.
 BORDER TYPE: FLUSH
 RECESS: 0"
 WIDTH: 2"
 RADII: 3"
 NO. Z BARS: 2
 LENGTH: 130.0

SYMBOL	X	Y	WID	HT

DESIGN BY: TRT/AHT
 PROJECT ID: U-2525C
 CHECKED BY: ADK/CAJ
 DIV: 07
 DATE: Oct 2017



NOTES:
 1. Legend and border shall be direct applied Grade A reflective sheeting.
 2. Background shall be Grade C reflective sheeting.

Spacing Factor is 1 unless specified otherwise
 Spacing Factor for "EXIT" is 1.2


LETTER POSITIONS

Letter spacings are to start of next letter											Series/Size
											Text Length
	E	X	I	T							E 2000
24.2	8.9	10.7	3.5	7.5	83.2						30.6
	1	4	A								E 2000
69.8	7	14.1	7.5	15.3	24.2						44

SIGN NUMBER: 37B
 TYPE: A (OVHD)
 QUANTITY: 1
 SIGN WIDTH: 18'-0"
 HEIGHT: 8'-0"
 TOTAL AREA: 144.0 Sq.Ft.
 BORDER TYPE: FLUSH
 RECESS: 0"
 WIDTH: 2"
 RADII: 12"
 NO. Z BARS: 3
 LENGTH: 208.0

SYMBOL	X	Y	WID	HT
M1_4	30.9	44	36	36
Type A Arrow	172.1	34.3	22.3	35

DESIGN BY: TRT/AHT
 PROJECT ID: U-2525C
 CHECKED BY: ADK/CAJ
 DIV: 07
 DATE: Oct 2017



NOTES:
 1. Legend and border shall be direct applied Grade A reflective sheeting.
 2. Arrow and shield shall be Grade A reflective sheeting on 0.032" aluminum and demountable.
 3. Background shall be Grade C reflective sheeting.
 4. Center Arrow vertically on sign.

Spacing Factor is 1 unless specified otherwise

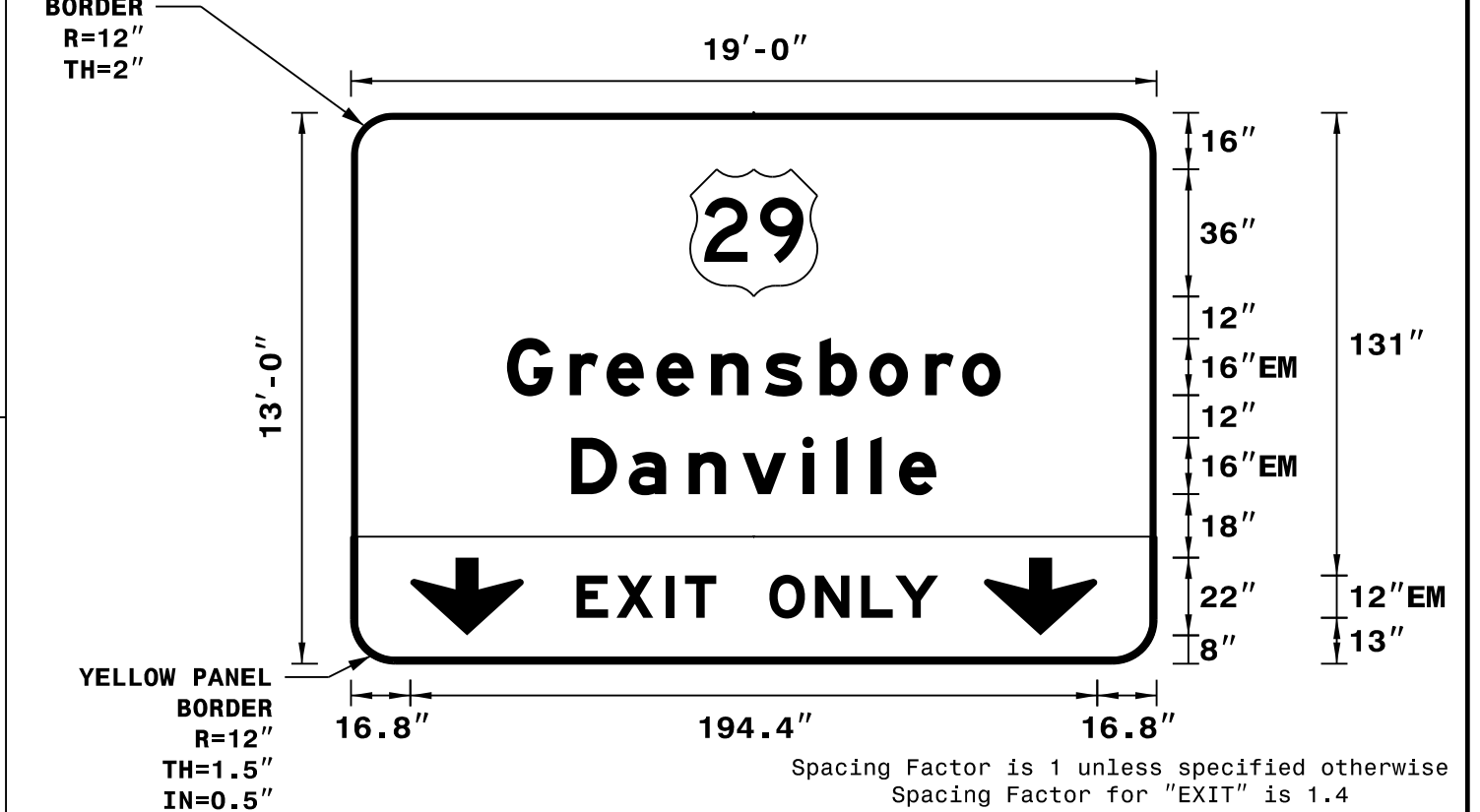
LETTER POSITIONS

Letter spacings are to start of next letter											Series/Size
											Text Length
	S	O	U	T	H						E 2000
81.9	12.2	2.2	12.8	11.8	11	9.7	74.3				59.8
	G	r	e	e	n	s	b	o	r	o	EM 2000
16.4	17.8	10.4	14.1	15.5	15.2	15.5	14.1	15.8	10.4	10.9	139.7

SIGN NUMBER: 38B
 TYPE: A (OVHD)
 QUANTITY: 1
 SIGN WIDTH: 19'-0"
 HEIGHT: 13'-0"
 TOTAL AREA: 247.0 Sq.Ft.
 BORDER TYPE: VAR.
 RECESS: VAR.
 WIDTH: VAR.
 RADII: VAR.
 NO. Z BARS: 4
 LENGTH: 214.0

SYMBOL	X	Y	WID	HT
M1_4	96	104	36	36
Type C Arrow	16.8	8	32	22
Type C Arrow	179.2	8	32	22

DESIGN BY: TRT/AHT
 PROJECT ID: U-2525C
 CHECKED BY: ADK/CAJ
 DIV: 07
 DATE: Oct 2017



NOTES:
 1. Legend and border shall be direct applied Grade A reflective sheeting.
 2. Shield shall be Grade A reflective sheeting on 0.032" aluminum and demountable.
 3. Background shall be Grade C reflective sheeting.
 4. Bottom panel shall be yellow Grade C sheeting. Legend shall be direct applied black non-reflective sheeting. Yellow panel is 228" x 36", (Border Type = Recessed, Recess = 0.5", Width = 1.5", Radii = 12").
 5. Arrows shall be black non-reflective sheeting on 0.032" aluminum and demountable.

Spacing Factor is 1 unless specified otherwise
 Spacing Factor for "EXIT" is 1.4

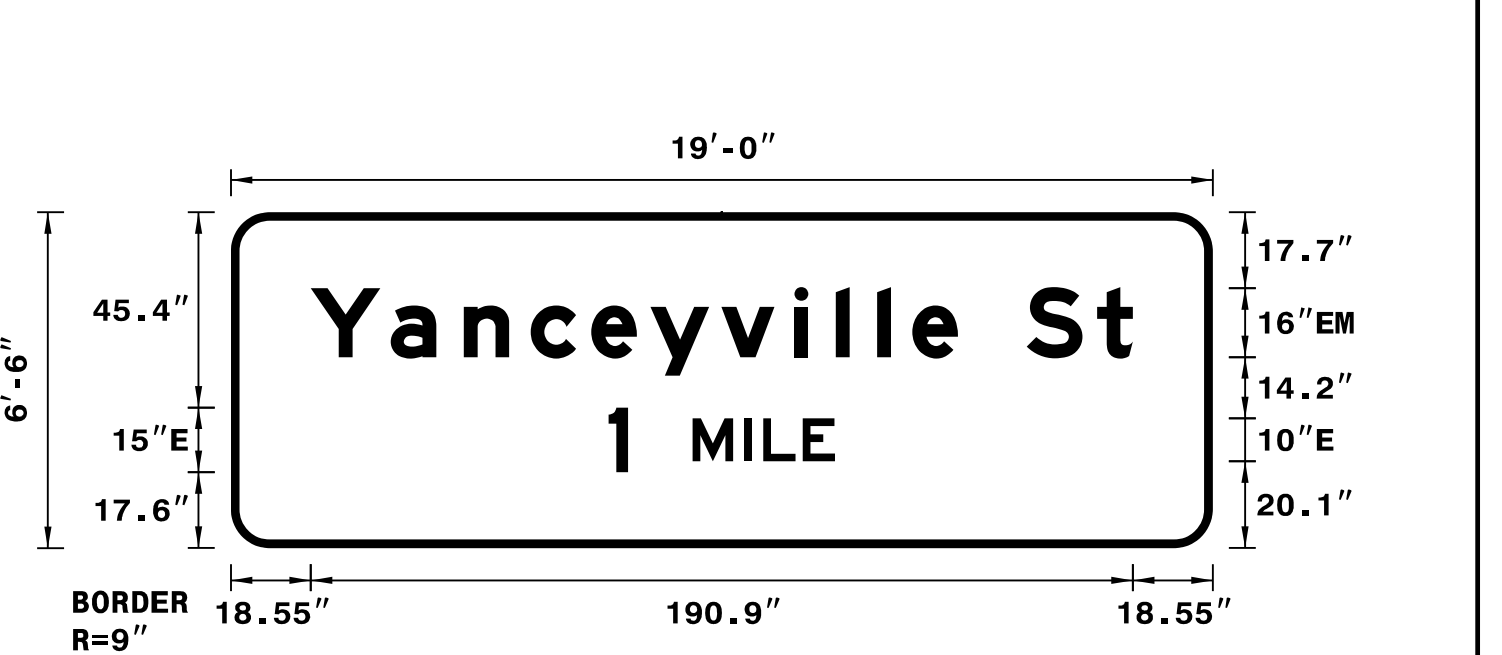
LETTER POSITIONS

Letter spacings are to start of next letter											Series/Size
											Text Length
	G	r	e	e	n	s	b	o	r	o	EM 2000
41.2	17.8	10.4	14.1	15.5	15.2	15.5	14.1	15.8	10.4	10.9	139.7
	D	a	n	v	i	l	l	e			EM 2000
59.3	16.3	17	15.2	17	9.6	9.6	8.2	10.6	59.3		103.4
	E	X	I	T							EM 2000
63.8	11.2	14	5.4	8.9	103.3						39.5
	O	N	L	Y							EM 2000
118.4	13	13.1	9.6	12.1	166						47.8

SIGN NUMBER: 39B
 TYPE: A (OVHD)
 QUANTITY: 1
 SIGN WIDTH: 19'-0"
 HEIGHT: 6'-6"
 TOTAL AREA: 123.5 Sq.Ft.
 BORDER TYPE: FLUSH
 RECESS: 0"
 WIDTH: 2"
 RADII: 9"
 NO. Z BARS: 2
 LENGTH: 220.0

SYMBOL	X	Y	WID	HT

DESIGN BY: TRT/AHT
 PROJECT ID: U-2525C
 CHECKED BY: ADK/CAJ
 DIV: 07
 DATE: Oct 2017



NOTES:
 1. Legend and border shall be direct applied Grade A reflective sheeting.
 2. Background shall be Grade C reflective sheeting.

Spacing Factor is 1 unless specified otherwise

LETTER POSITIONS

Letter spacings are to start of next letter											Series/Size
											Text Length
	Y	a	n	c	e	y	v	i	l	l	EM 2000
18.6	18.6	17	15.5	14.1	13.8	16.5	17	9.6	9.6	8.2	190.9
	1	M	I	L	E						EM 2000
87.7	4.5	15	12	4.4	9.2	7.5	87.7				52.6

APPROVED: *Charles A. Johnson, III*
SSA1505047F5466

DATE: 12/14/2017



DOCUMENT NOT CONSIDERED FINAL UNLESS ALL SIGNATURES COMPLETED

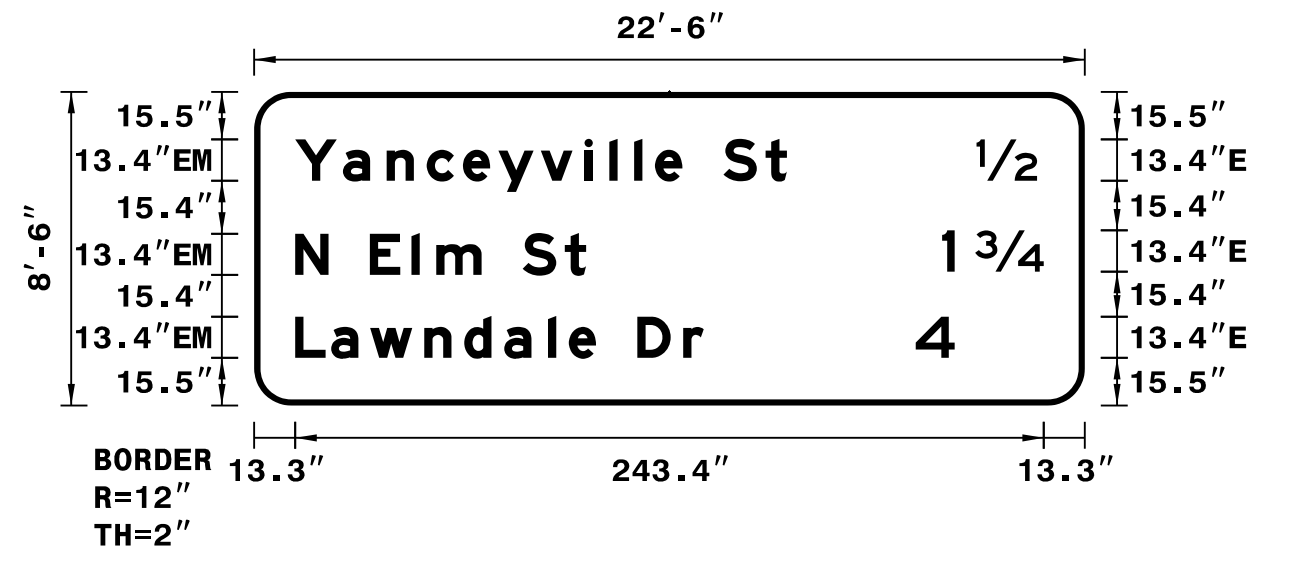
SIGN NUMBER: 40
 TYPE: A (OVHD)
 QUANTITY: 1
 SIGN WIDTH: 22'-6"
 HEIGHT: 8'-6"
 TOTAL AREA: 191.3 Sq.Ft.
 BORDER TYPE: FLUSH
 RECESS: 0"
 WIDTH: 2"
 RADII: 12"
 NO. Z BARS: 3
 LENGTH: 262.0

BACKG COLOR: Green
 COPY COLOR: White

SYMBOL	X	Y	WID	HT
M1_4	72	128	36	36
Type C Arrow	73	8	32	22

MAT'L: 0.125" ALUMINUM

DESIGN BY: TRT/AHT
 PROJECT ID: U-2525C
 CHECKED BY: ADK/CAJ
 DIV: 07
 DATE: Oct 2017



NOTES:
 1. Legend and border shall be direct applied Grade A reflective sheeting.
 2. Background shall be Grade C reflective sheeting.

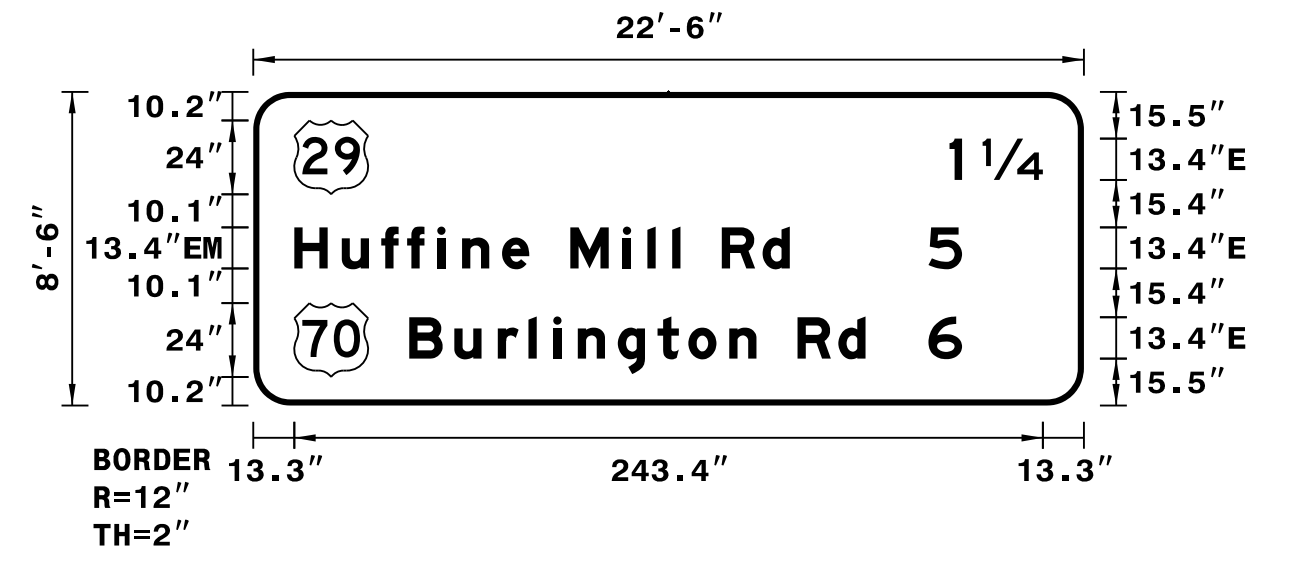
SIGN NUMBER: 41
 TYPE: A (OVHD)
 QUANTITY: 1
 SIGN WIDTH: 22'-6"
 HEIGHT: 8'-6"
 TOTAL AREA: 191.3 Sq.Ft.
 BORDER TYPE: FLUSH
 RECESS: 0"
 WIDTH: 2"
 RADII: 12"
 NO. Z BARS: 3
 LENGTH: 262.0

BACKG COLOR: Green
 COPY COLOR: White

SYMBOL	X	Y	WID	HT
M1_4	13.3	67.8	24	24
M1_4	13.3	10.2	24	24

MAT'L: 0.125" ALUMINUM

DESIGN BY: TRT/AHT
 PROJECT ID: U-2525C
 CHECKED BY: ADK/CAJ
 DIV: 07
 DATE: Oct 2017



NOTES:
 1. Legend and border shall be direct applied Grade A reflective sheeting.
 2. Shields shall be Grade A reflective sheeting on 0.032" aluminum and demountable.
 3. Background shall be Grade C reflective sheeting.

LETTER POSITIONS

Letter spacings are to start of next letter

Series/Size	Text Length
EM 2000	159.9
E 2000	19.6
E 2000	33
EM 2000	94.6
EM 2000	132.8
E 2000	12.6

LETTER POSITIONS

Letter spacings are to start of next letter

Series/Size	Text Length
E 2000	30.4
EM 2000	161.1
E 2000	10.9
EM 2000	148.3
E 2000	10.9

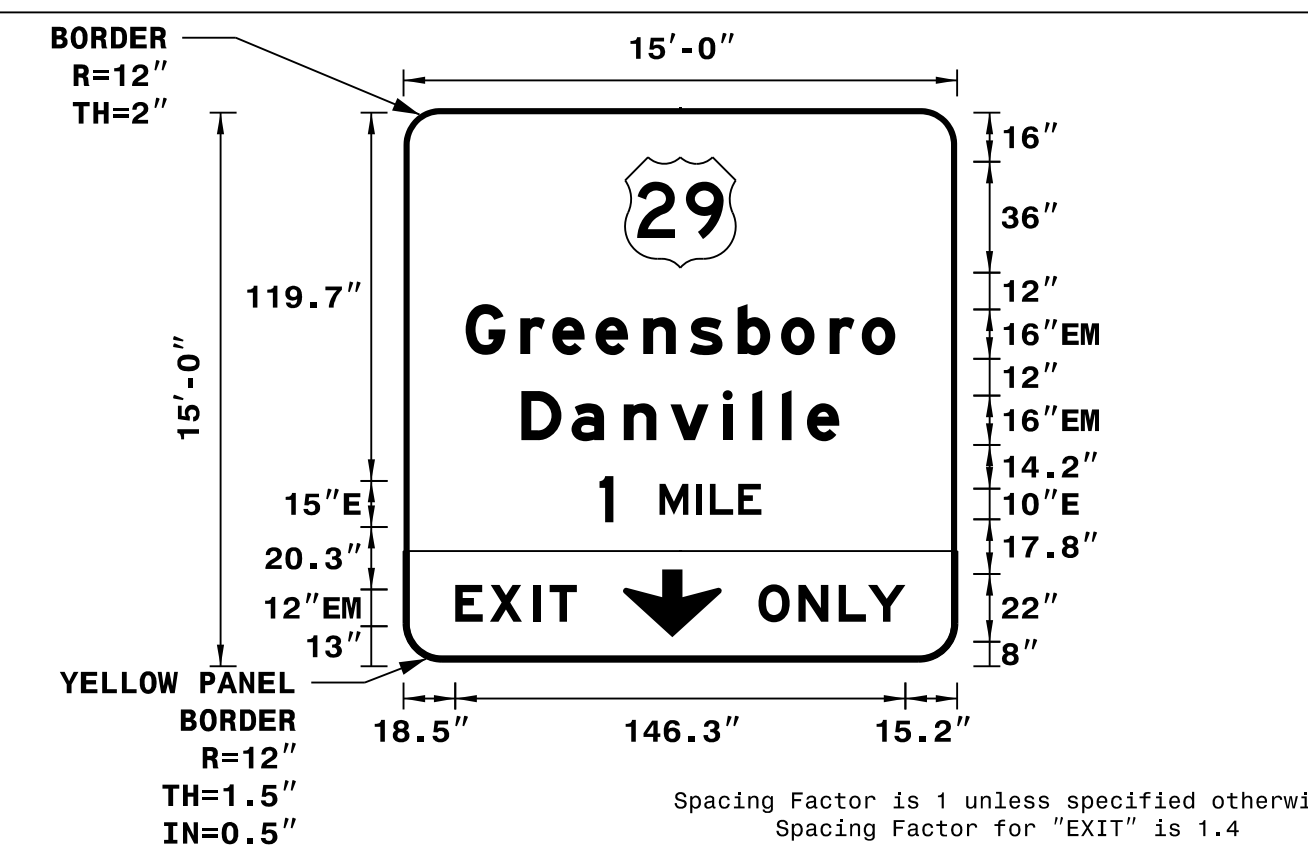
SIGN NUMBER: 42B
 TYPE: A (OVHD)
 QUANTITY: 1
 SIGN WIDTH: 15'-0"
 HEIGHT: 15'-0"
 TOTAL AREA: 225.0 Sq.Ft.
 BORDER TYPE: VAR.
 RECESS: VAR.
 WIDTH: VAR.
 RADII: VAR.
 NO. Z BARS: 6
 LENGTH: 172.0

BACKG COLOR: Green/Yellow
 COPY COLOR: White/Black

SYMBOL	X	Y	WID	HT
M1_4	72	128	36	36
Type C Arrow	73	8	32	22

MAT'L: 0.125" ALUMINUM

DESIGN BY: TRT/AHT
 PROJECT ID: U-2525C
 CHECKED BY: ADK/CAJ
 DIV: 07
 DATE: Oct 2017



NOTES:
 1. Legend and border shall be direct applied Grade A reflective sheeting.
 2. Shield shall be Grade A reflective sheeting on 0.032" aluminum and demountable.
 3. Background shall be Grade C reflective sheeting.
 4. Bottom panel shall be yellow Grade C sheeting. Legend shall be direct applied black non-reflective sheeting. Yellow panel is 180" x 36". (Border Type = Recessed, Recess = 0.5", Width = 1.5", Radii = 12")
 5. Arrow shall be black non-reflective sheeting on 0.032" aluminum and demountable.

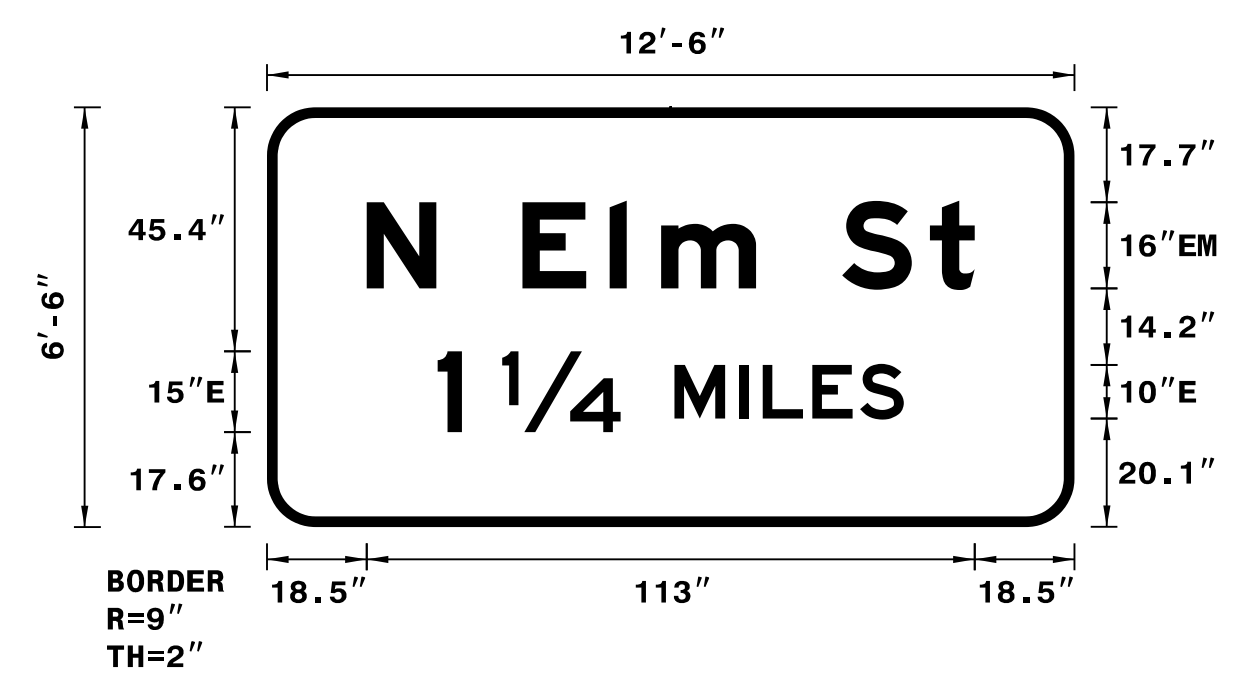
SIGN NUMBER: 43B
 TYPE: A (OVHD)
 QUANTITY: 1
 SIGN WIDTH: 12'-6"
 HEIGHT: 6'-6"
 TOTAL AREA: 81.3 Sq.Ft.
 BORDER TYPE: FLUSH
 RECESS: 0"
 WIDTH: 2"
 RADII: 9"
 NO. Z BARS: 2
 LENGTH: 142.0

BACKG COLOR: Green
 COPY COLOR: White

SYMBOL	X	Y	WID	HT
M1_4	72	128	36	36
Type C Arrow	73	8	32	22

MAT'L: 0.125" ALUMINUM

DESIGN BY: TRT/AHT
 PROJECT ID: U-2525C
 CHECKED BY: ADK/CAJ
 DIV: 07
 DATE: Oct 2017



NOTES:
 1. Legend and border shall be direct applied Grade A reflective sheeting.
 2. Background shall be Grade C reflective sheeting.

LETTER POSITIONS

Letter spacings are to start of next letter


Series/Size	Text Length
EM 2000	139.7
EM 2000	103.4
E 2000	52.6
EM 2000	39.5
EM 2000	47.8

LETTER POSITIONS

Letter spacings are to start of next letter

Series/Size	Text Length
EM 2000	113
E 2000	86.6

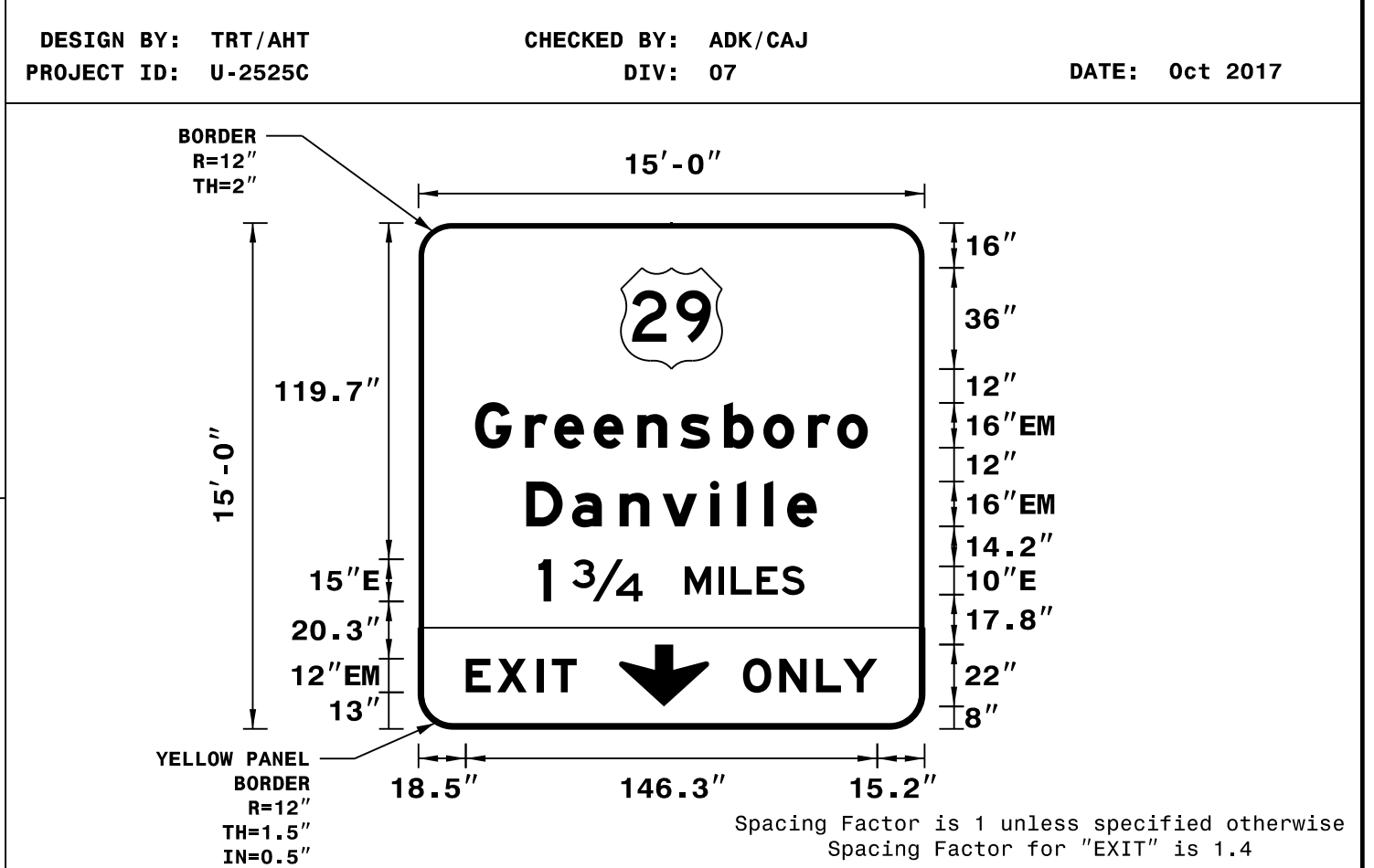
APPROVED: *Charles A. Johnson, III*
 DATE: 12/15/2017



DOCUMENT NOT CONSIDERED FINAL UNLESS ALL SIGNATURES COMPLETED

SIGN NUMBER: 45B BACKG COLOR: Green/Yellow
 TYPE: A (OVHD) COPY COLOR: White/Black
 QUANTITY: 1
 SIGN WIDTH: 15'-0" HEIGHT: 15'-0"
 TOTAL AREA: 225.0 Sq.Ft.
 BORDER TYPE: VAR. RECESS: VAR. WIDTH: VAR. RADII: VAR.
 NO. Z BARS: 6 LENGTH: 172.0

SYMBOL	X	Y	WID	HT
M1_4	72	128	36	36
Type C Arrow	73	8	32	22



- NOTES:
- Legend and border shall be direct applied Grade A reflective sheeting.
 - Shield shall be Grade A reflective sheeting on 0.032" aluminum and demountable.
 - Background shall be Grade C reflective sheeting.
 - Bottom panel shall be yellow Grade C sheeting. Legend shall be direct applied black non-reflective sheeting. Yellow panel is 180" x 36". (Border Type = Recessed, Recess = 0.5", Width = 1.5", Radii = 12")
 - Arrow shall be black non-reflective sheeting on 0.032" aluminum and demountable.

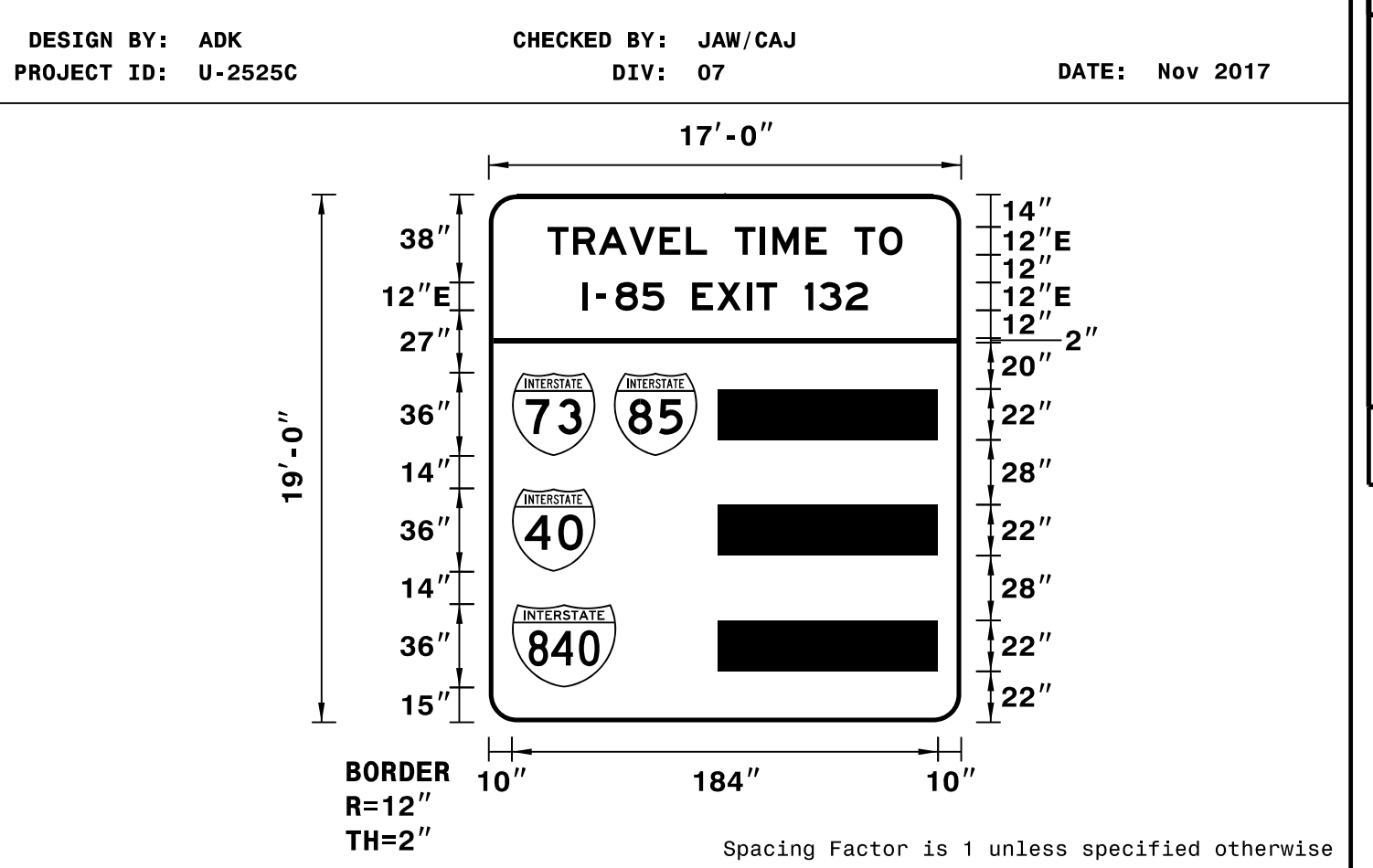
LETTER POSITIONS

Letter spacings are to start of next letter

Series/Size	Text Length
EM 2000	139.7
EM 2000	103.4
E 2000	94.6
EM 2000	39.5
EM 2000	47.8

SIGN NUMBER: 47 BACKG COLOR: Green
 TYPE: A (OVHD) COPY COLOR: White
 QUANTITY: 1
 SIGN WIDTH: 17'-0" HEIGHT: 19'-0"
 TOTAL AREA: 323.0 Sq.Ft.
 BORDER TYPE: FLUSH RECESS: 0" WIDTH: 2" RADII: 12"
 NO. Z BARS: 6 LENGTH: 196.0

SYMBOL	X	Y	WID	HT
TTDMS	99	122	95	22
M1_1	10	115	36	36
M1_1	54	115	36	36
TTDMS	99	72	95	22
M1_1	10	65	36	36
TTDMS	99	22	95	22
M1_1	10	15	45	36



- NOTES:
- Legend and border shall be direct applied Grade A reflective sheeting.
 - Shields shall be Grade A reflective sheeting on 0.032" aluminum and demountable.
 - Background shall be Grade C reflective sheeting.
 - TTDMS (Travel Time Dynamic Message Sign) size shall be determined by the contractor to display seven (7) 18" characters.

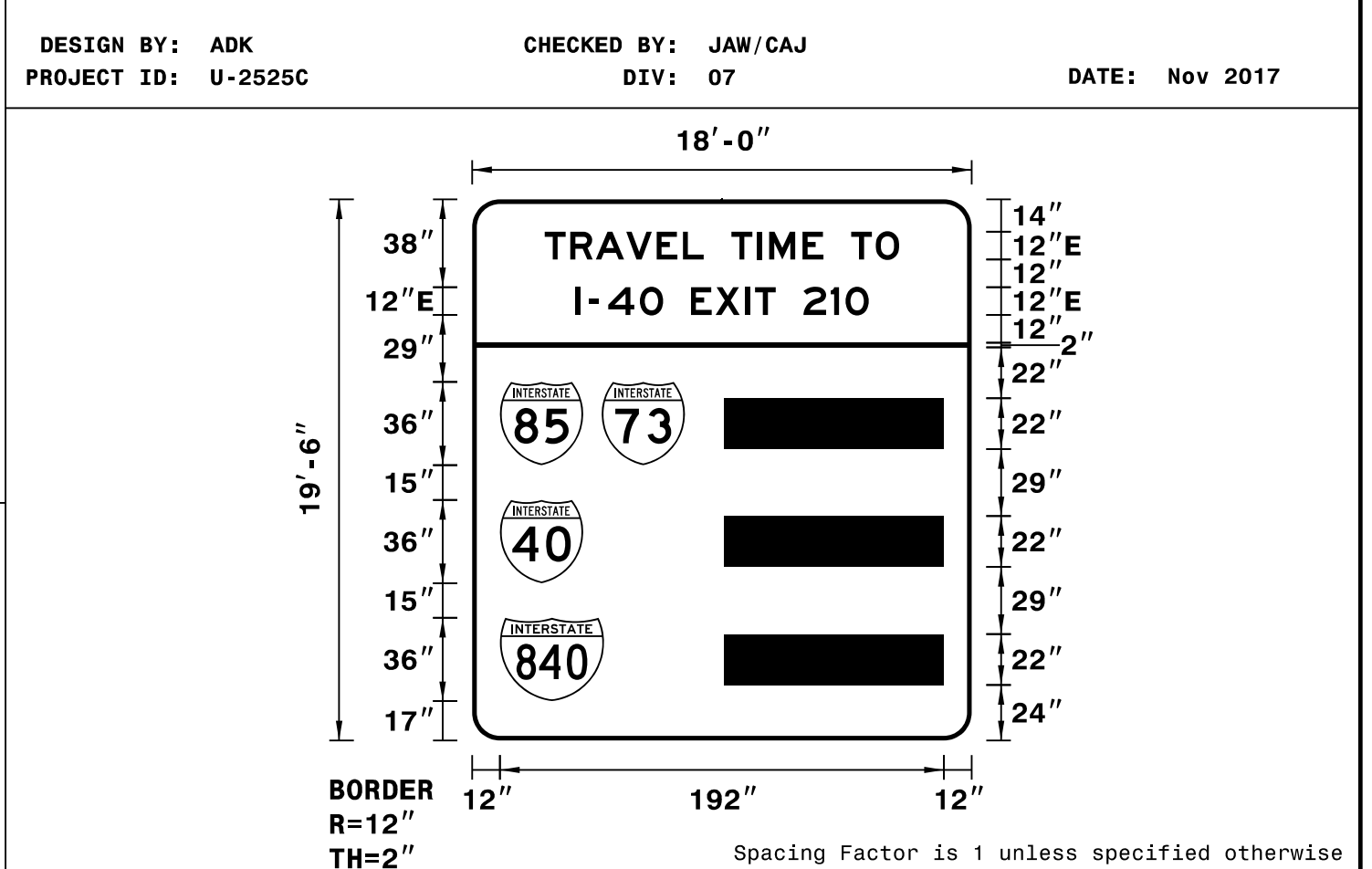
LETTER POSITIONS

Letter spacings are to start of next letter

Series/Size	Text Length
E 2000	153.2
E 2000	123.3

SIGN NUMBER: 48 BACKG COLOR: Green
 TYPE: A (OVHD) COPY COLOR: White
 QUANTITY: 1
 SIGN WIDTH: 18'-0" HEIGHT: 19'-6"
 TOTAL AREA: 351.0 Sq.Ft.
 BORDER TYPE: FLUSH RECESS: 0" WIDTH: 2" RADII: 12"
 NO. Z BARS: 6 LENGTH: 208.0

SYMBOL	X	Y	WID	HT
TTDMS	109	126	95	22
M1_1	12	119	36	36
M1_1	56	119	36	36
TTDMS	109	75	95	22
M1_1	12	68	36	36
TTDMS	109	24	95	22
M1_1	12	17	45	36



- NOTES:
- Legend and border shall be direct applied Grade A reflective sheeting.
 - Shields shall be Grade A reflective sheeting on 0.032" aluminum and demountable.
 - Background shall be Grade C reflective sheeting.
 - TTDMS (Travel Time Dynamic Message Sign) size shall be determined by the contractor to display seven (7) 18" characters.

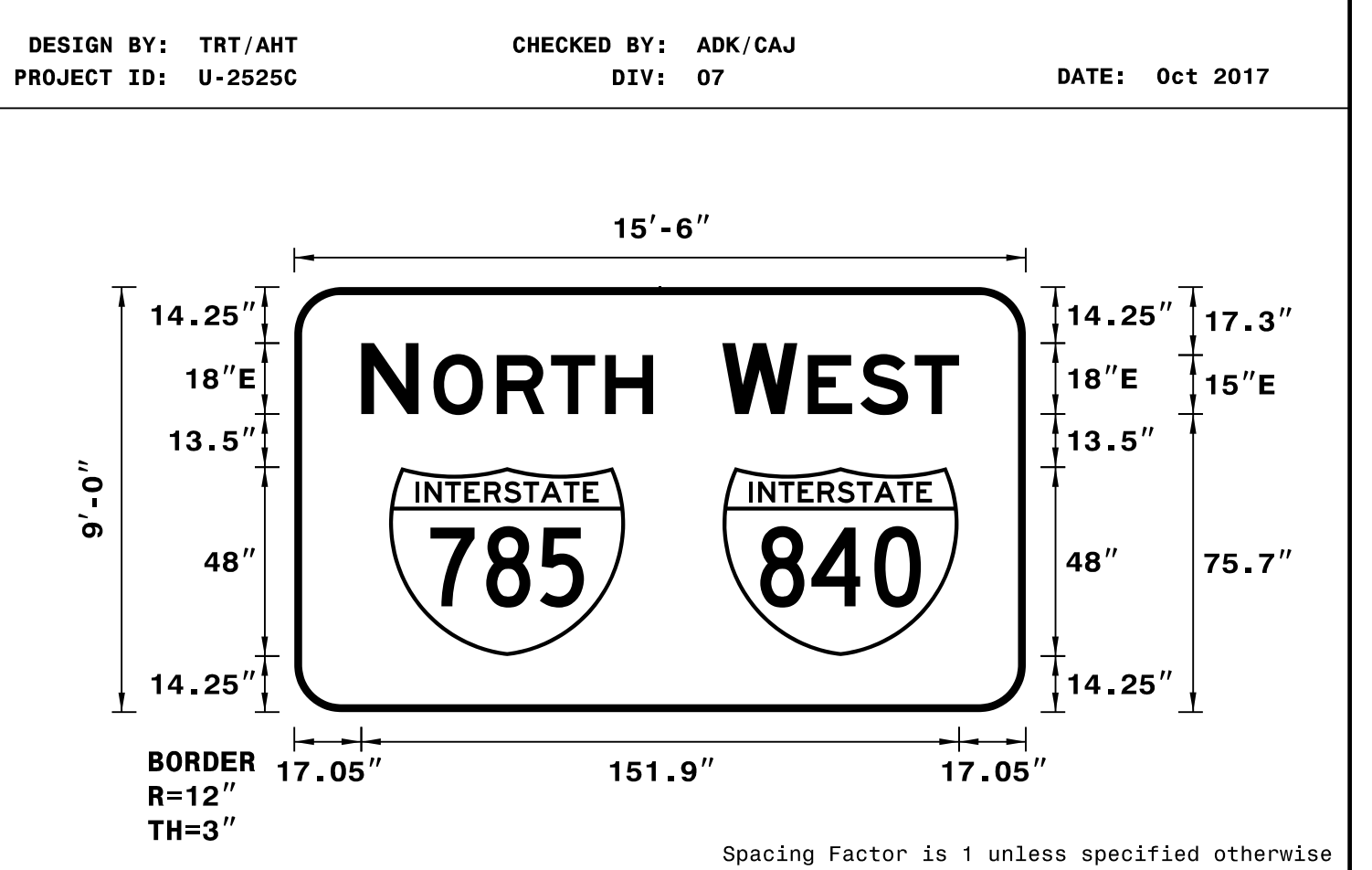
LETTER POSITIONS

Letter spacings are to start of next letter

Series/Size	Text Length
E 2000	153.2
E 2000	127

SIGN NUMBER: 101,107 BACKG COLOR: Green
 TYPE: A COPY COLOR: White
 QUANTITY: 2
 SIGN WIDTH: 15'-6" HEIGHT: 9'-0"
 TOTAL AREA: 139.5 Sq.Ft.
 BORDER TYPE: FLUSH RECESS: 0" WIDTH: 3" RADII: 12"
 NO. Z BARS: 3 LENGTH: 178.0

SYMBOL	X	Y	WID	HT
M1_1	24.2	14.3	60	48
M1_1	108.8	14.3	60	48




- NOTES:
- Legend and border shall be direct applied Grade C reflective sheeting.
 - Shields shall be Grade C reflective sheeting on 0.032" aluminum and demountable.
 - Background shall be Grade C reflective sheeting.

LETTER POSITIONS

Letter spacings are to start of next letter

Series/Size	Text Length
E 2000	74.2
E 2000	60.2

TIP NO. U-2525C	SHEET NO. SIGN-4M
APPROVED: <i>Charles A. Johnson, III</i> SSA150504752426	
DATE: 12/15/2017	
SEAL	
	
DOCUMENT NOT CONSIDERED FINAL UNLESS ALL SIGNATURES COMPLETED	

SIGN NUMBER: 102,108 BACKG COLOR: Green
 TYPE: A COPY COLOR: White
 QUANTITY: 2

SYMBOL	X	Y	WID	HT
M1_1	24	14.3	60	48
M1_1	108.8	14.3	60	48


SIGN WIDTH: 15'-6"
 HEIGHT: 9'-0"
 TOTAL AREA: 139.5 Sq.Ft.

BORDER TYPE: FLUSH
 RECESS: 0"
 WIDTH: 3"
 RADII: 12"

MAT'L: 0.125" ALUMINUM

NO. Z BARS: 3
 LENGTH: 178.0

DESIGN BY: TRT/AHT CHECKED BY: ADK/CAJ
 PROJECT ID: U-2525C DIV: 07 DATE: Oct 2017



Spacing Factor is 1 unless specified otherwise

- NOTES:
1. Legend and border shall be direct applied Grade C reflective sheeting.
 2. Shields shall be Grade C reflective sheeting on 0.032" aluminum and demountable.
 3. Background shall be Grade C reflective sheeting.

LETTER POSITIONS

Letter spacings are to start of next letter

Series/Size	Text Length
E 2000	39.8
E 2000	74.1
E 2000	57.4

SIGN NUMBER: 103 BACKG COLOR: Green
 TYPE: A COPY COLOR: White
 QUANTITY: 1

SYMBOL	X	Y	WID	HT
M1_1	56.7	127.4	30	24
M1_1	106.6	127.4	30	24
Type A Arrow	18.5	115	18.3	30
Type A Arrow	113.8	41.5	18.3	30
M1_1	24.9	29.9	30	24
M1_1	76.1	29.9	30	24

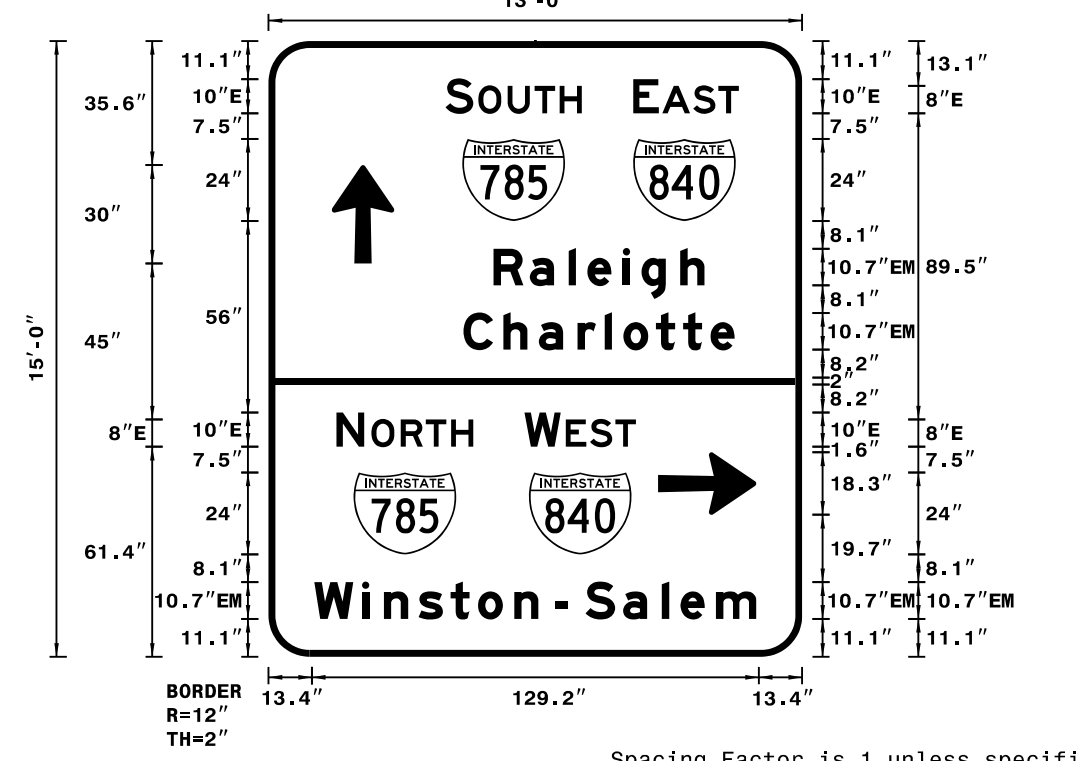
SIGN WIDTH: 13'-0"
 HEIGHT: 15'-0"
 TOTAL AREA: 195.0 Sq.Ft.

BORDER TYPE: FLUSH
 RECESS: 0"
 WIDTH: 2"
 RADII: 12"

MAT'L: 0.125" ALUMINUM

NO. Z BARS: 6
 LENGTH: 148.0

DESIGN BY: TRT/AHT CHECKED BY: ADK/CAJ
 PROJECT ID: U-2525C DIV: 07 DATE: Oct 2017



Spacing Factor is 1 unless specified otherwise

- NOTES:
1. Legend and border shall be direct applied Grade C reflective sheeting.
 2. Arrows and shields shall be Grade C reflective sheeting on 0.032" aluminum and demountable.
 3. Background shall be Grade C reflective sheeting.

LETTER POSITIONS

Letter spacings are to start of next letter

Series/Size	Text Length
E 2000	39.8
E 2000	30.9
EM 2000	61.6
EM 2000	79.3
E 2000	40
E 2000	32.5
EM 2000	129.2

SIGN NUMBER: 104 BACKG COLOR: Green
 TYPE: A COPY COLOR: White
 QUANTITY: 1

SYMBOL	X	Y	WID	HT
M1_4	63.8	131.2	24	24
Type A Arrow	20.6	119.4	18.3	30
M1_1	59.8	50.5	30	24
M1_1	109.7	50.5	30	24
Type A Arrow	15.4	43.3	18.3	30

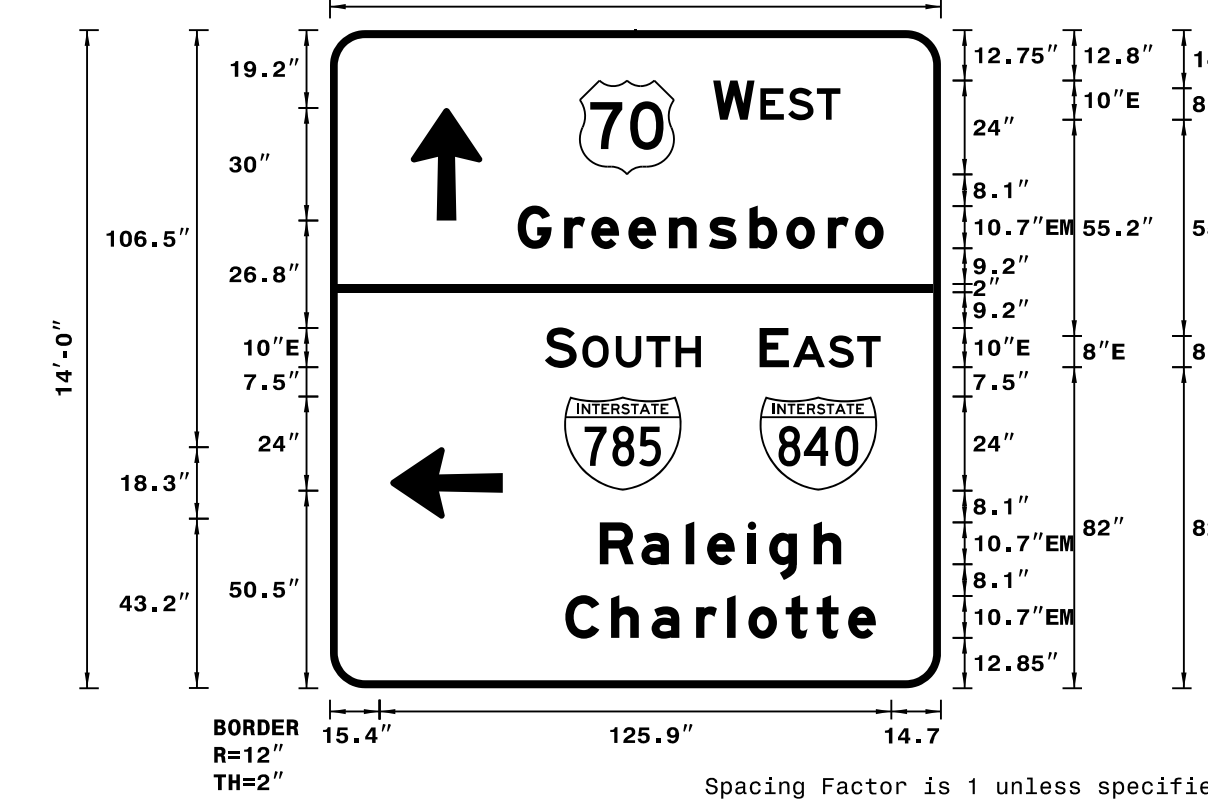
SIGN WIDTH: 13'-0"
 HEIGHT: 14'-0"
 TOTAL AREA: 182.0 Sq.Ft.

BORDER TYPE: FLUSH
 RECESS: 0"
 WIDTH: 2"
 RADII: 12"

MAT'L: 0.125" ALUMINUM

NO. Z BARS: 4
 LENGTH: 148.0

DESIGN BY: TRT/AHT CHECKED BY: ADK/CAJ
 PROJECT ID: U-2525C DIV: 07 DATE: Oct 2017



Spacing Factor is 1 unless specified otherwise

- NOTES:
1. Legend and border shall be direct applied Grade C reflective sheeting.
 2. Arrows and shields shall be Grade C reflective sheeting on 0.032" aluminum and demountable.
 3. Background shall be Grade C reflective sheeting.

LETTER POSITIONS

Letter spacings are to start of next letter

Series/Size	Text Length
E 2000	32.5
EM 2000	93.4
E 2000	39.8
E 2000	30.9
EM 2000	61.6
EM 2000	79.3

SIGN NUMBER: 105 BACKG COLOR: Green
 TYPE: A COPY COLOR: White
 QUANTITY: 1

SYMBOL	X	Y	WID	HT
Type A Arrow	19.2	133.8	18.3	30
M1_1	53.1	127.4	30	24
M1_1	104.3	127.4	30	24
M1_1	18.2	48.7	30	24
M1_1	68.1	48.7	30	24
Type A Arrow	114	41.5	18.3	30

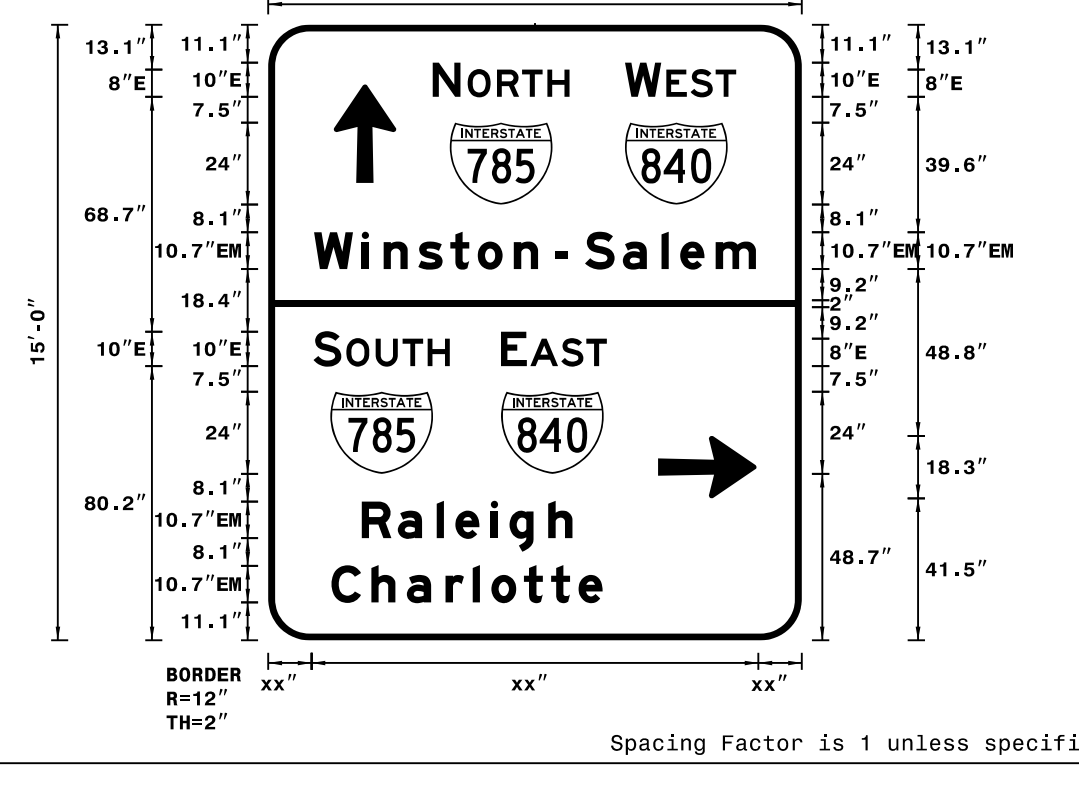
SIGN WIDTH: 13'-0"
 HEIGHT: 15'-0"
 TOTAL AREA: 195.0 Sq.Ft.

BORDER TYPE: FLUSH
 RECESS: 0"
 WIDTH: 2"
 RADII: 12"

MAT'L: 0.125" ALUMINUM

NO. Z BARS: 6
 LENGTH: 148.0

DESIGN BY: TRT/AHT CHECKED BY: ADK/CAJ
 PROJECT ID: U-2525C DIV: 07 DATE: Oct 2017



Spacing Factor is 1 unless specified otherwise

- NOTES:
1. Legend and border shall be direct applied Grade C reflective sheeting.
 2. Arrows and shields shall be Grade C reflective sheeting on 0.032" aluminum and demountable.
 3. Background shall be Grade C reflective sheeting.

LETTER POSITIONS

Letter spacings are to start of next letter

Series/Size	Text Length
E 2000	40
E 2000	32.5
EM 2000	129.2
E 2000	39.8
E 2000	30.9
EM 2000	61.6
EM 2000	79.3

APPROVED: Charles A. Johnson, III
 DATE: 12/15/2017



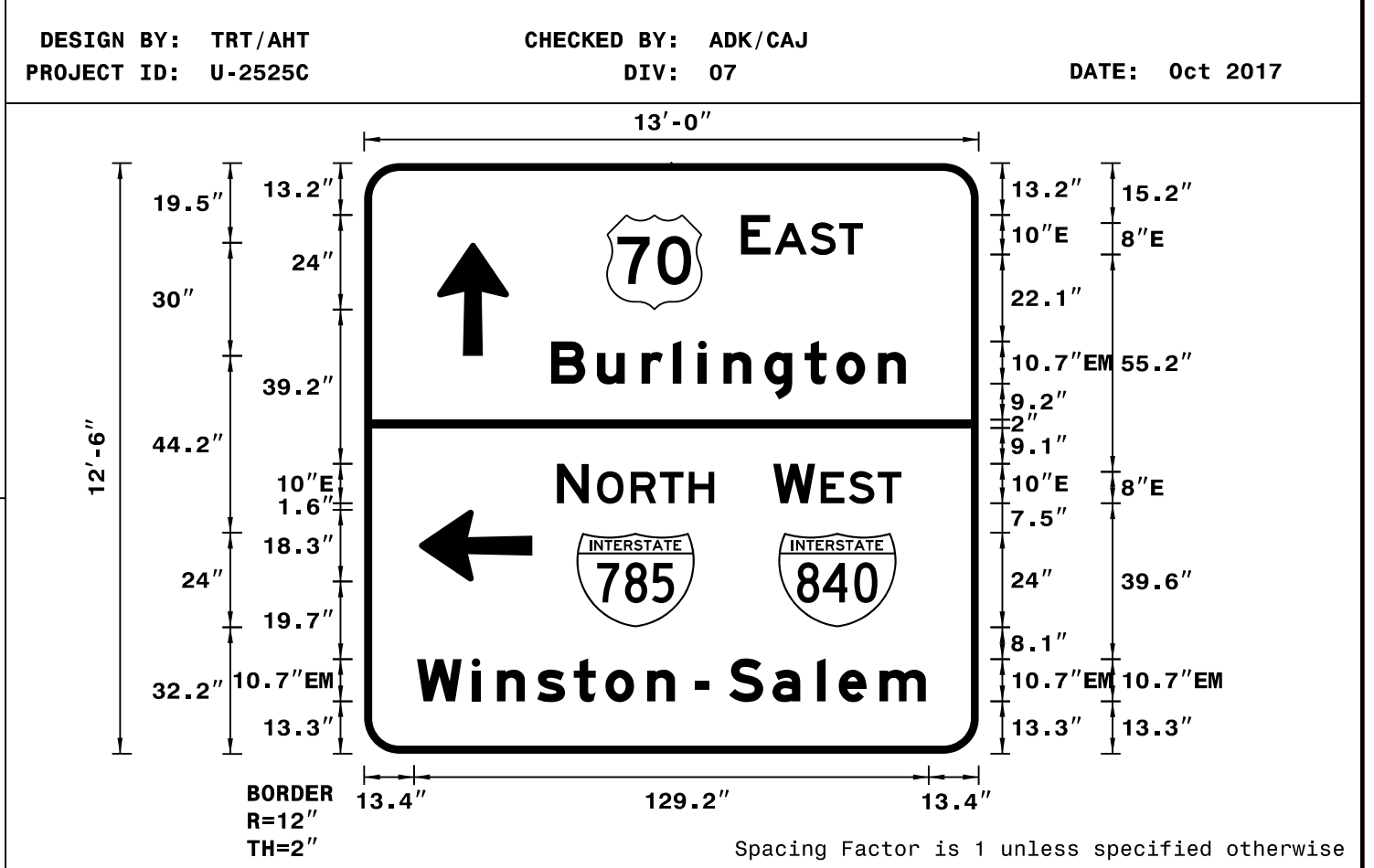
DOCUMENT NOT CONSIDERED FINAL UNLESS ALL SIGNATURES COMPLETED

SIGN NUMBER: 106
 TYPE: A
 QUANTITY: 1
 SIGN WIDTH: 13'-0"
 HEIGHT: 12'-6"
 TOTAL AREA: 162.5 Sq.Ft.
 BORDER TYPE: FLUSH
 RECESS: 0"
 WIDTH: 2"
 RADII: 12"
 NO. Z BARS: 4
 LENGTH: 148.0

BACKG COLOR: Green
 COPY COLOR: White

SYMBOL	X	Y	WID	HT
M1_4	61.7	112.8	24	24
Type A Arrow	18.5	101	18.3	30
M1_1	53.8	32.1	30	24
M1_1	105.1	32.1	30	24

MAT'L: 0.125" ALUMINUM



- NOTES:
- Legend and border shall be direct applied Grade C reflective sheeting.
 - Arrows and shields shall be Grade C reflective sheeting on 0.032" aluminum and demountable.
 - Background shall be Grade C reflective sheeting.

LETTER POSITIONS

Letter spacings are to start of next letter

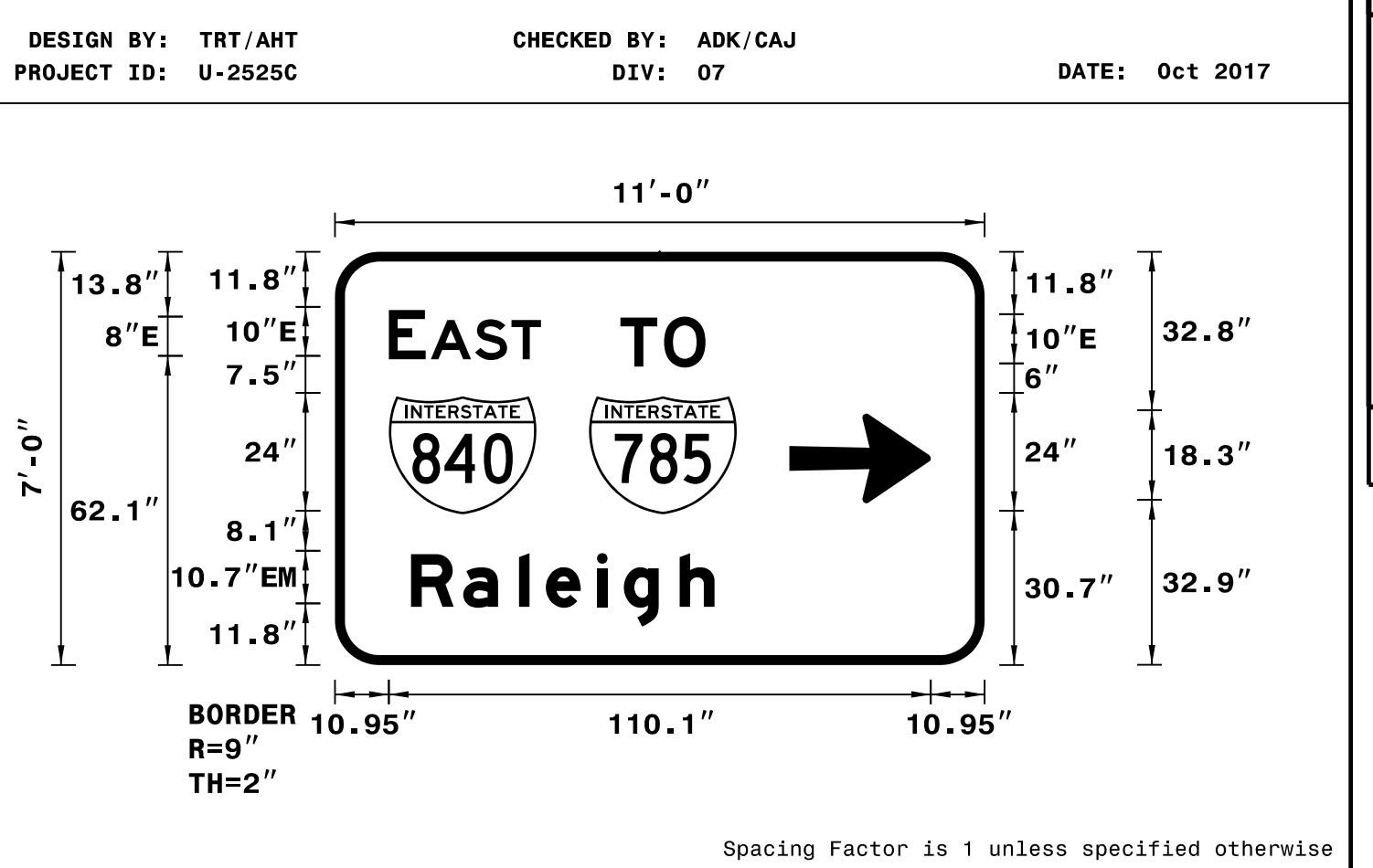
Series/Size	Text Length
E 2000	30.9
EM 2000	90.1
E 2000	40
E 2000	32.5
EM 2000	129.2

SIGN NUMBER: 109,114
 TYPE: A
 QUANTITY: 2
 SIGN WIDTH: 11'-0"
 HEIGHT: 7'-0"
 TOTAL AREA: 77.0 Sq.Ft.
 BORDER TYPE: FLUSH
 RECESS: 0"
 WIDTH: 2"
 RADII: 9"
 NO. Z BARS: 2
 LENGTH: 124.0

BACKG COLOR: Green
 COPY COLOR: White

SYMBOL	X	Y	WID	HT
Type A Arrow	92.3	33.6	18.3	30
M1_1	11	30.7	30	24
M1_1	51.5	30.7	30	24

MAT'L: 0.125" ALUMINUM



- NOTES:
- Legend and border shall be direct applied Grade C reflective sheeting.
 - Arrow and shields shall be Grade C reflective sheeting on 0.032" aluminum and demountable.
 - Background shall be Grade C reflective sheeting.
 - Center Arrow vertically on sign.

LETTER POSITIONS

Letter spacings are to start of next letter

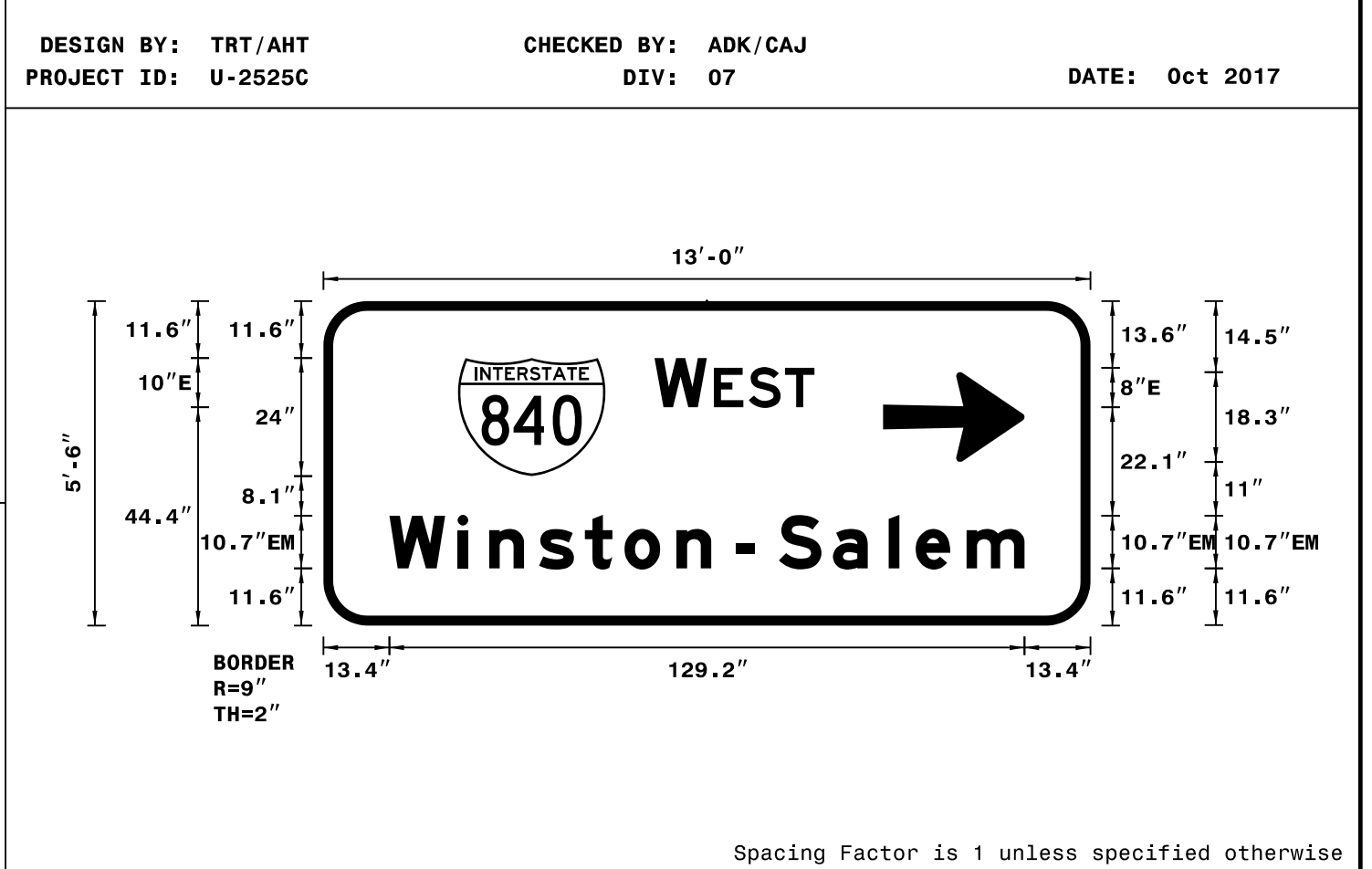
Series/Size	Text Length
E 2000	30.9
EM 2000	17.3
EM 2000	61.6

SIGN NUMBER: 110,115
 TYPE: A
 QUANTITY: 2
 SIGN WIDTH: 13'-0"
 HEIGHT: 5'-6"
 TOTAL AREA: 71.5 Sq.Ft.
 BORDER TYPE: FLUSH
 RECESS: 0"
 WIDTH: 2"
 RADII: 9"
 NO. Z BARS: 2
 LENGTH: 148.0

BACKG COLOR: Green
 COPY COLOR: White

SYMBOL	X	Y	WID	HT
Type A Arrow	113.8	33.2	18.3	30
M1_1	27.4	30.4	30	24

MAT'L: 0.125" ALUMINUM



- NOTES:
- Legend and border shall be direct applied Grade C reflective sheeting.
 - Arrow and shield shall be Grade C reflective sheeting on 0.032" aluminum and demountable.
 - Background shall be Grade C reflective sheeting.

LETTER POSITIONS

Letter spacings are to start of next letter

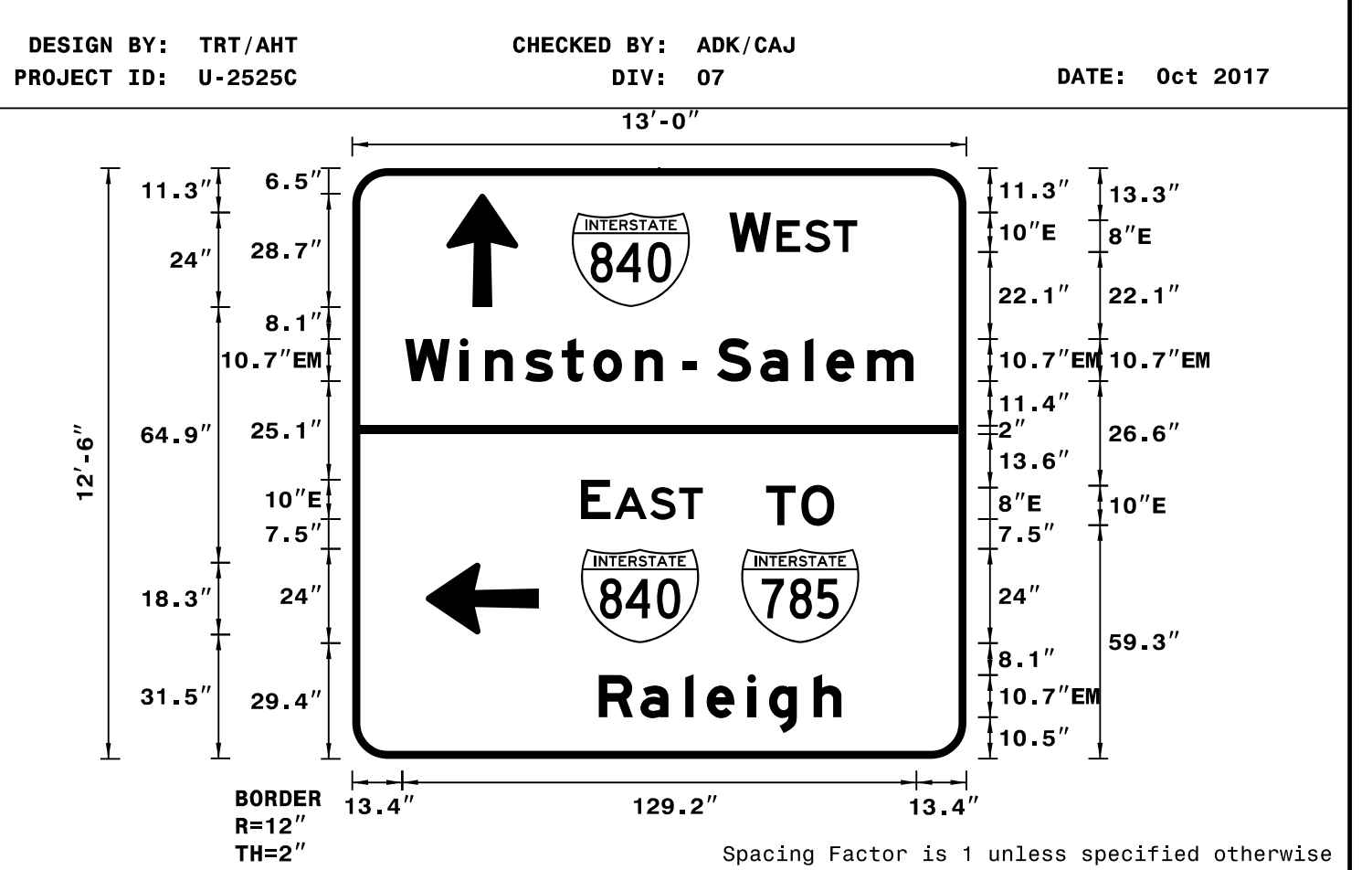
Series/Size	Text Length
E 2000	32.5
EM 2000	129.2

SIGN NUMBER: 111
 TYPE: A
 QUANTITY: 1
 SIGN WIDTH: 13'-0"
 HEIGHT: 12'-6"
 TOTAL AREA: 162.5 Sq.Ft.
 BORDER TYPE: FLUSH
 RECESS: 0"
 WIDTH: 2"
 RADII: 12"
 NO. Z BARS: 4
 LENGTH: 148.0

BACKG COLOR: Green
 COPY COLOR: White

SYMBOL	X	Y	WID	HT
Type A Arrow	23.9	114.7	18.3	30
M1_1	55.8	114.7	30	24
M1_1	58.1	29.4	30	24
M1_1	98.8	29.4	30	24
Type A Arrow	18.6	31.6	18.3	30

MAT'L: 0.125" ALUMINUM



- NOTES:
- Legend and border shall be direct applied Grade C reflective sheeting.
 - Arrows and shields shall be Grade C reflective sheeting on 0.032" aluminum and demountable.
 - Background shall be Grade C reflective sheeting.

LETTER POSITIONS

Letter spacings are to start of next letter

Series/Size	Text Length
E 2000	32.5
EM 2000	129.2
E 2000	30.9
E 2000	17.3
EM 2000	61.6

APPROVED: *Charles A. Johnson, III*
CSA150584753A00
 DATE: 12/15/2017



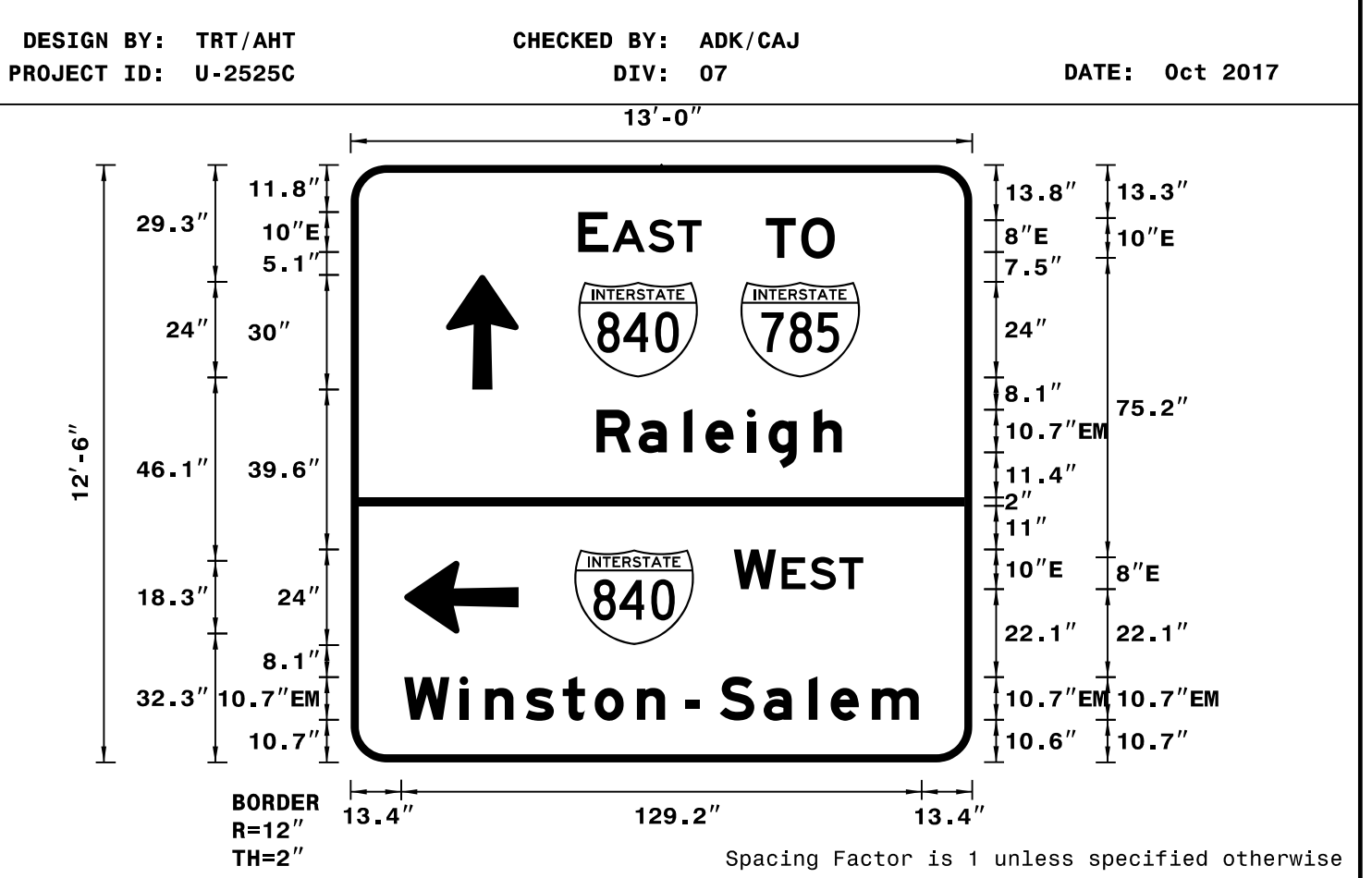
DOCUMENT NOT CONSIDERED FINAL
 UNLESS ALL SIGNATURES COMPLETED

SIGN NUMBER: 112
 TYPE: A
 QUANTITY: 1
 SIGN WIDTH: 13'-0"
 HEIGHT: 12'-6"
 TOTAL AREA: 162.5 Sq.Ft.
 BORDER TYPE: FLUSH
 RECESS: 0"
 WIDTH: 2"
 RADII: 12"
 NO. Z BARS: 4
 LENGTH: 148.0

BACKG COLOR: Green
 COPY COLOR: White

SYMBOL	X	Y	WID	HT
M1_1	57.1	96.7	30	24
M1_1	97.8	96.7	30	24
Type A Arrow	23.9	93.6	18.3	30
Type A Arrow	13.4	32.3	18.3	30
M1_1	56.1	29.5	30	24

MAT'L: 0.125" ALUMINUM



- NOTES:
- Legend and border shall be direct applied Grade C reflective sheeting.
 - Arrows and shields shall be Grade C reflective sheeting on 0.032" aluminum and demountable.
 - Background shall be Grade C reflective sheeting.

LETTER POSITIONS

Letter spacings are to start of next letter

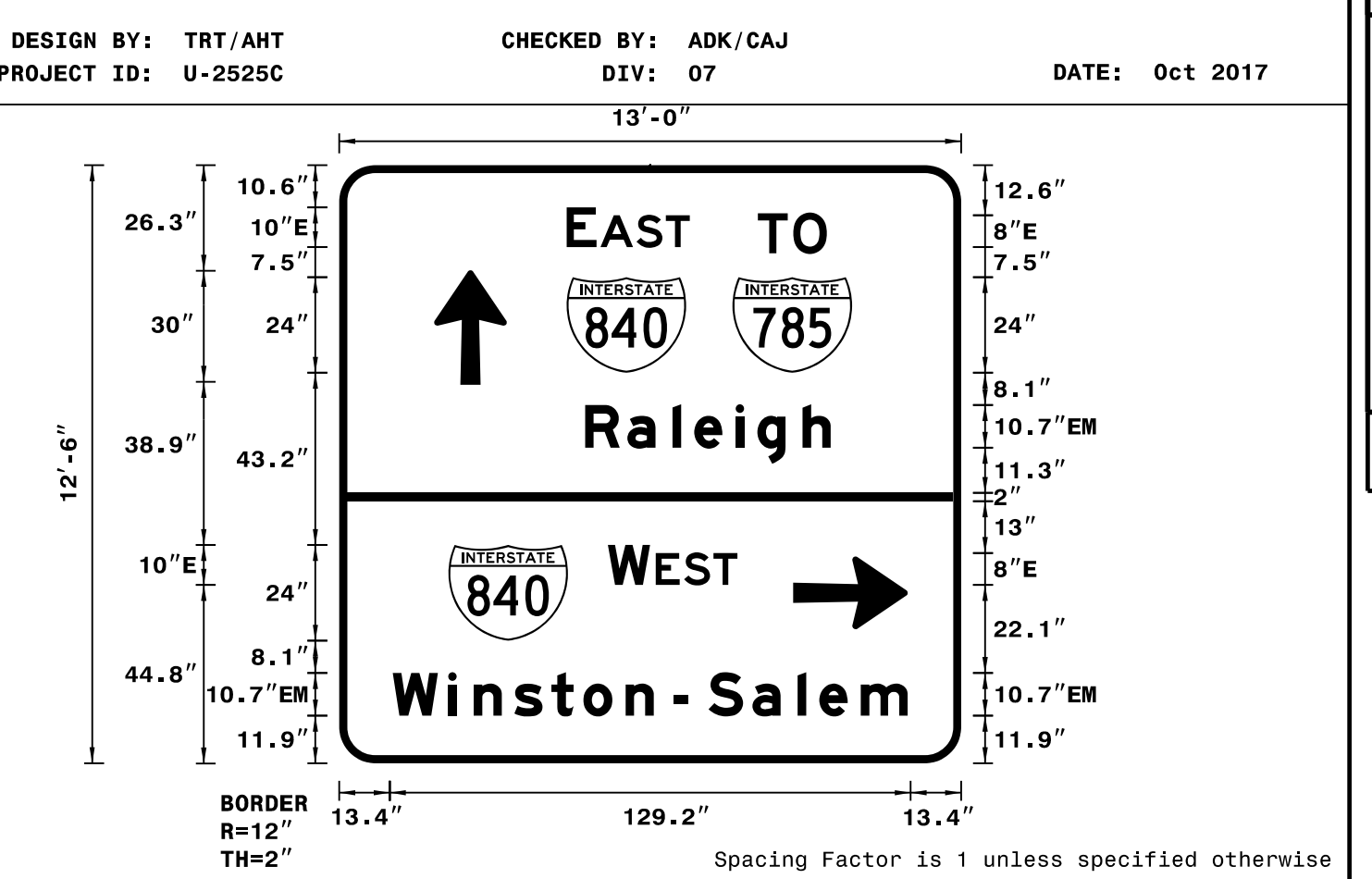
Series/Size	Text Length
E 2000	30.9
E 2000	17.3
EM 2000	61.6
E 2000	32.5
EM 2000	129.2

SIGN NUMBER: 113
 TYPE: A
 QUANTITY: 1
 SIGN WIDTH: 13'-0"
 HEIGHT: 12'-6"
 TOTAL AREA: 162.5 Sq.Ft.
 BORDER TYPE: FLUSH
 RECESS: 0"
 WIDTH: 2"
 RADII: 12"
 NO. Z BARS: 4
 LENGTH: 148.0

BACKG COLOR: Green
 COPY COLOR: White

SYMBOL	X	Y	WID	HT
M1_1	57	97.9	30	24
M1_1	98.6	97.9	30	24
Type A Arrow	28.1	86.2	18.3	30
Type A Arrow	113.9	33.6	18.3	30
M1_1	27.4	30.7	30	24

MAT'L: 0.125" ALUMINUM



- NOTES:
- Legend and border shall be direct applied Grade C reflective sheeting.
 - Arrows and shields shall be Grade C reflective sheeting on 0.032" aluminum and demountable.
 - Background shall be Grade C reflective sheeting.

LETTER POSITIONS

Letter spacings are to start of next letter

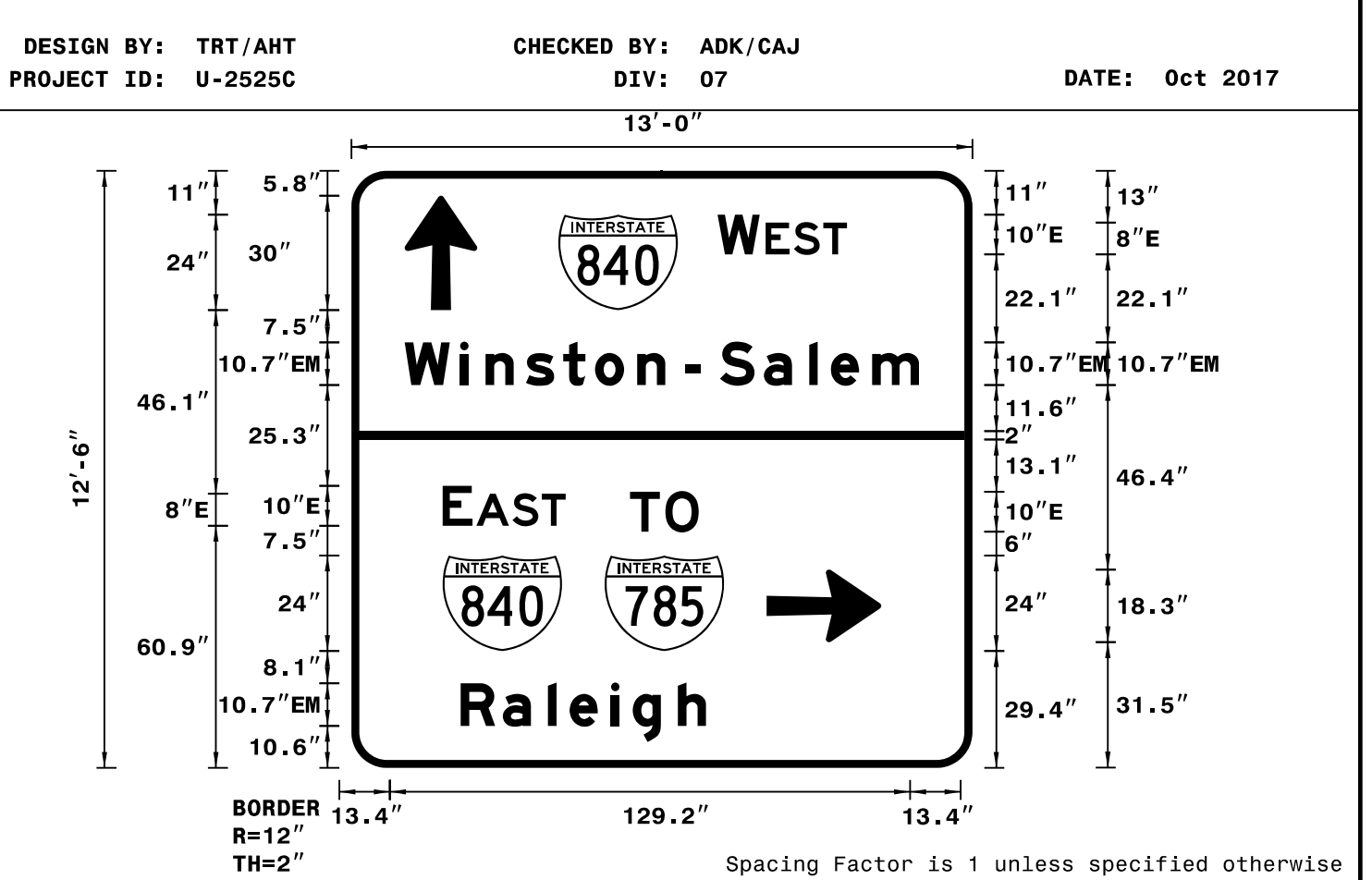
Series/Size	Text Length
E 2000	30.9
E 2000	17.3
EM 2000	61.6
E 2000	32.5
EM 2000	129.2

SIGN NUMBER: 116
 TYPE: A
 QUANTITY: 1
 SIGN WIDTH: 13'-0"
 HEIGHT: 12'-6"
 TOTAL AREA: 162.5 Sq.Ft.
 BORDER TYPE: FLUSH
 RECESS: 0"
 WIDTH: 2"
 RADII: 12"
 NO. Z BARS: 4
 LENGTH: 148.0

BACKG COLOR: Green
 COPY COLOR: White

SYMBOL	X	Y	WID	HT
Type A Arrow	13.4	115	18.3	30
M1_1	52	115	30	24
Type A Arrow	104.3	31.6	18.3	30
M1_1	22.9	29.4	30	24
M1_1	63.6	29.4	30	24

MAT'L: 0.125" ALUMINUM



- NOTES:
- Legend and border shall be direct applied Grade C reflective sheeting.
 - Arrows and shields shall be Grade C reflective sheeting on 0.032" aluminum and demountable.
 - Background shall be Grade C reflective sheeting.

LETTER POSITIONS

Letter spacings are to start of next letter

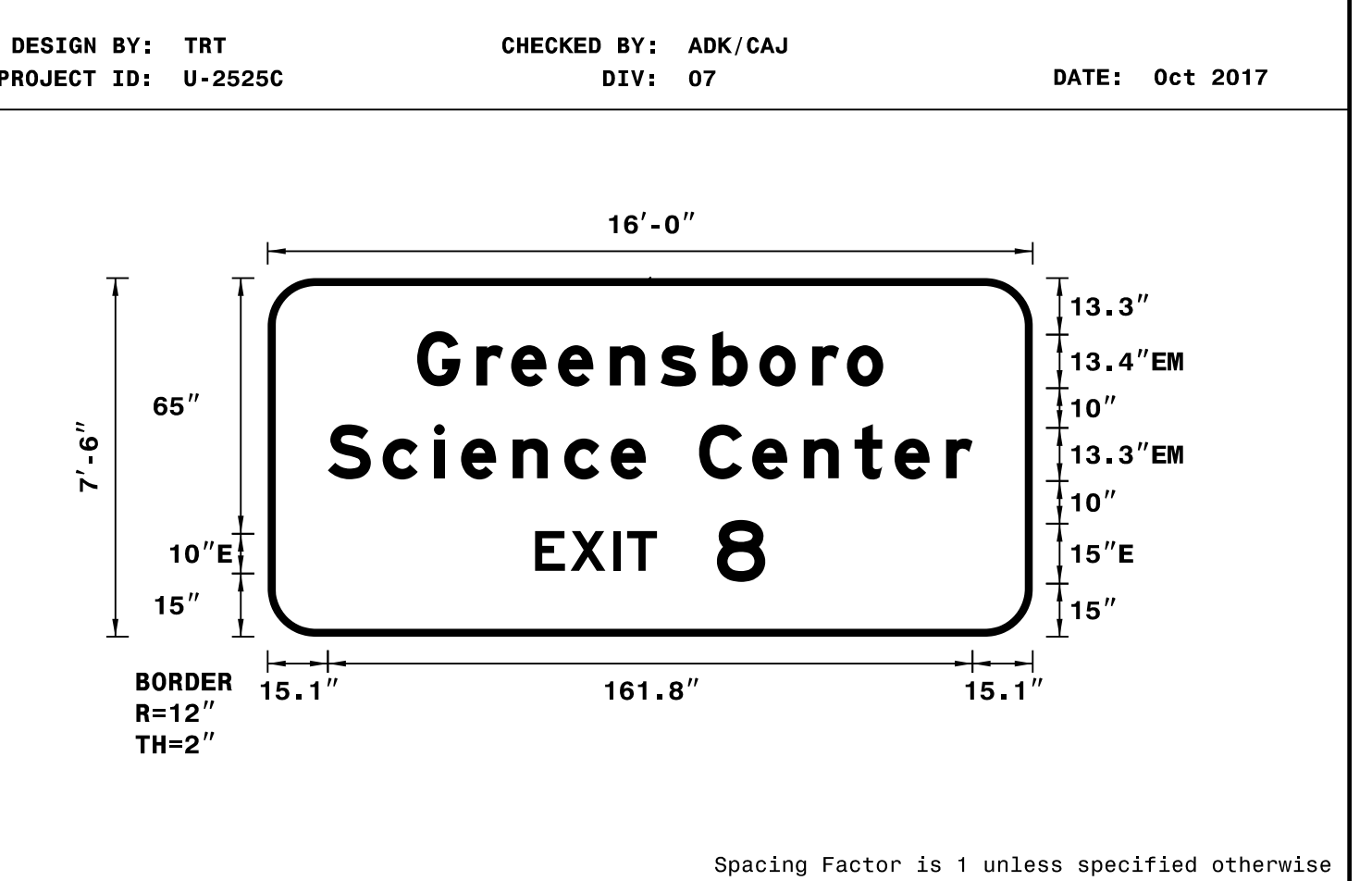
Series/Size	Text Length
E 2000	32.5
EM 2000	129.2
E 2000	30.9
E 2000	17.3
EM 2000	61.6

SIGN NUMBER: 117
 TYPE: A
 QUANTITY: 1
 SIGN WIDTH: 16'-0"
 HEIGHT: 7'-6"
 TOTAL AREA: 120.0 Sq.Ft.
 BORDER TYPE: FLUSH
 RECESS: 0"
 WIDTH: 2"
 RADII: 12"
 NO. Z BARS: 3
 LENGTH: 184.0

BACKG COLOR: Brown
 COPY COLOR: White

SYMBOL	X	Y	WID	HT

MAT'L: 0.125" ALUMINUM




- NOTES:
- Legend and border shall be direct applied Grade C reflective sheeting.
 - Background shall be Grade C reflective sheeting.

LETTER POSITIONS

Letter spacings are to start of next letter

Series/Size	Text Length
EM 2000	117
EM 2000	161.8
E 2000	57.8

APPROVED: *Charles A. Johnson, III*
DocuSigned by: Charles A. Johnson, III
 58A1565847E5A8E...
 DATE: 12/15/2017



**DOCUMENT NOT CONSIDERED FINAL
 UNLESS ALL SIGNATURES COMPLETED**

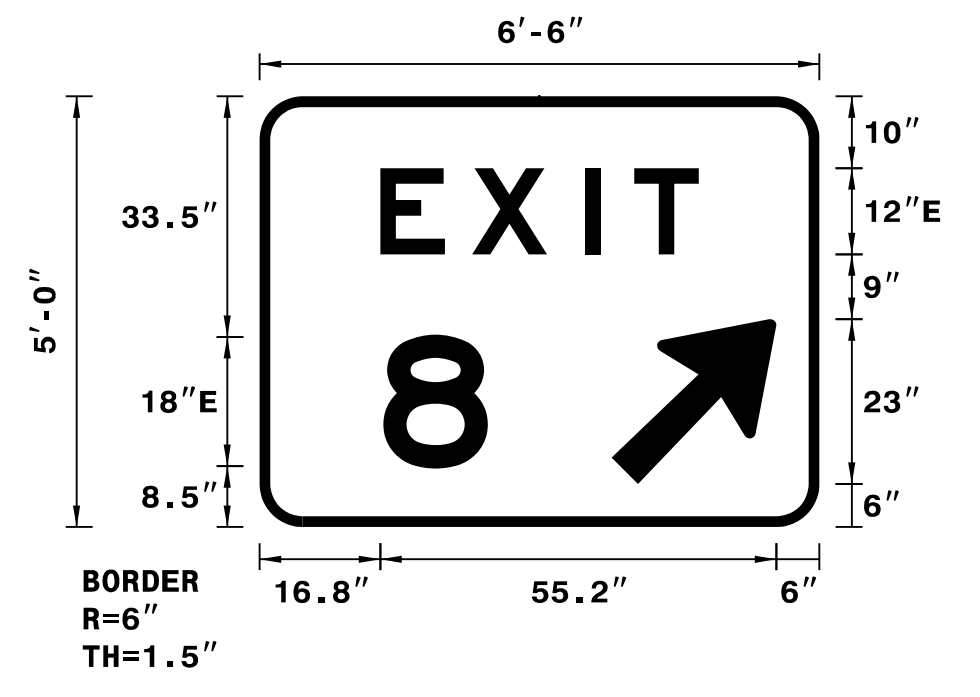
SIGN NUMBER: 201
 TYPE: A
 QUANTITY: 1
 SIGN WIDTH: 6'-6"
 HEIGHT: 5'-0"
 TOTAL AREA: 32.5 Sq.Ft.
 BORDER TYPE: FLUSH
 RECESS: 0"
 WIDTH: 1.5"
 RADII: 6"
 NO. Z BARS: 2
 LENGTH: 70.0

BACKG COLOR: Green
 COPY COLOR: White

SYMBOL	X	Y	WID	HT
Type A Arrow	49	6	18.7	29.5

MAT'L: 0.125" ALUMINUM

DESIGN BY: TRT/AHT
 PROJECT ID: U-2525C
 CHECKED BY: ADK/CAJ
 DIV: 07
 DATE: Oct 2017



NOTES:
 1. Legend and border shall be direct applied Grade C reflective sheeting.
 2. Arrow shall be Grade C reflective sheeting on 0.032" aluminum and demountable.
 3. Background shall be Grade C reflective sheeting.

LETTER POSITIONS

Letter spacings are to start of next letter

	E	X	I	T		Series/Size	
						Text Length	
	16.8	12.8	15.8	6.8	9	16.8	E 2000
		8					44.4
	17.2	14.6	46.2				E 2000
							14.6

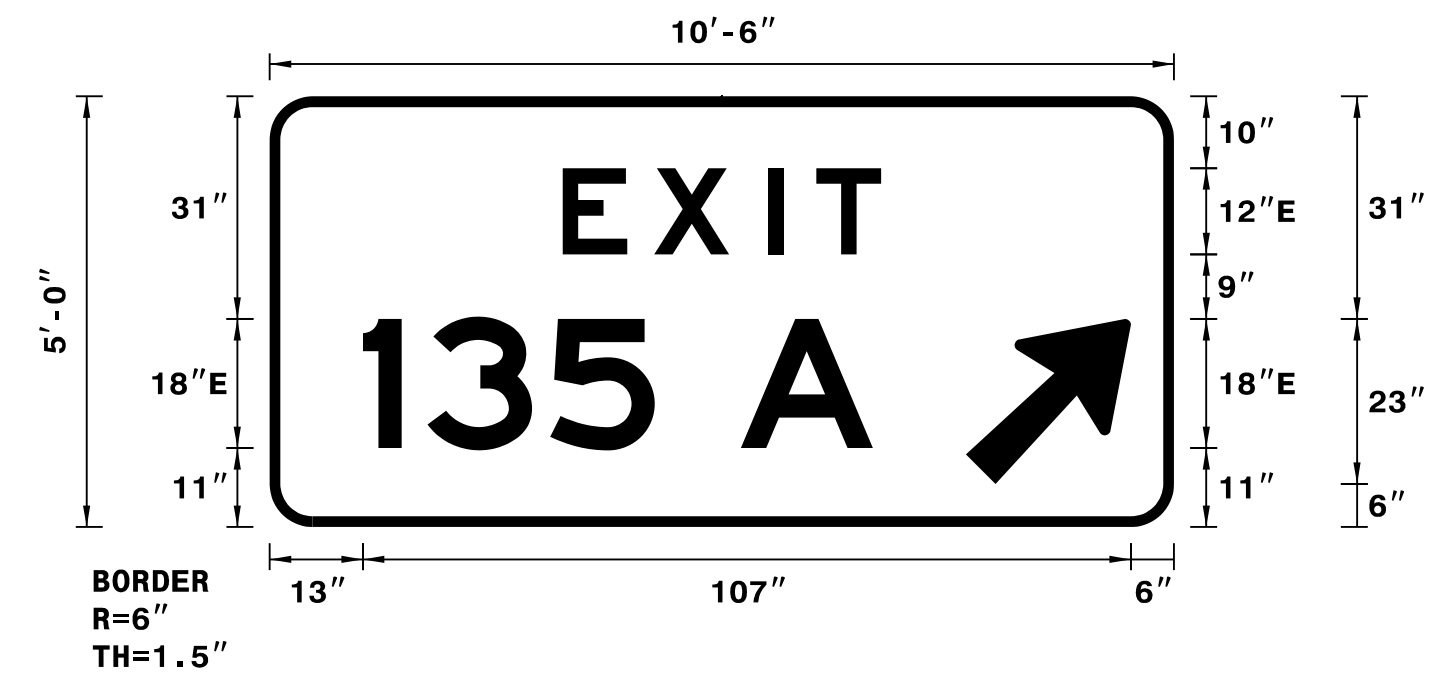
SIGN NUMBER: 202A,211
 TYPE: A
 QUANTITY: 2
 SIGN WIDTH: 10'-6"
 HEIGHT: 5'-0"
 TOTAL AREA: 52.5 Sq.Ft.
 BORDER TYPE: FLUSH
 RECESS: 0"
 WIDTH: 1.5"
 RADII: 6"
 NO. Z BARS: 2
 LENGTH: 118.0

BACKG COLOR: Green
 COPY COLOR: White

SYMBOL	X	Y	WID	HT
Type A Arrow	97	6	18.3	29.3

MAT'L: 0.125" ALUMINUM

DESIGN BY: TRT/AHT
 PROJECT ID: U-2525C
 CHECKED BY: ADK/CAJ
 DIV: 07
 DATE: Oct 2017



NOTES:
 1. Legend and border shall be direct applied Grade C reflective sheeting.
 2. Arrow shall be Grade C reflective sheeting on 0.032" aluminum and demountable.
 3. Background shall be Grade C reflective sheeting.

LETTER POSITIONS

Letter spacings are to start of next letter

	E	X	I	T		Series/Size	
						Text Length	
	40.8	12.8	15.8	6.8	9	40.8	E 2000
		1	3	5		A	44.4
	13	9	16.6	16.9	12	18.4	E 2000
						42	71

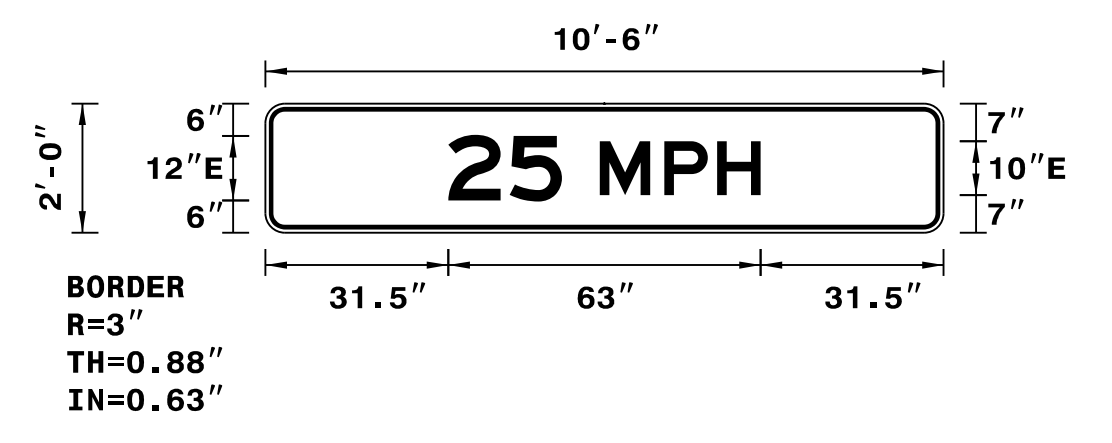
SIGN NUMBER: 202B
 TYPE: B
 QUANTITY: 1
 SIGN WIDTH: 10'-6"
 HEIGHT: 2'-0"
 TOTAL AREA: 21.0 Sq.Ft.
 BORDER TYPE: RECESSED
 RECESS: 0.63"
 WIDTH: 0.88"
 RADII: 3"
 NO. Z BARS: 2
 LENGTH: 118.0

BACKG COLOR: Yellow
 COPY COLOR: Black

SYMBOL	X	Y	WID	HT
Type A Arrow	97	6	18.3	29.3

MAT'L: 0.125" ALUMINUM

DESIGN BY: TRT/AHT
 PROJECT ID: U-2525C
 CHECKED BY: ADK/CAJ
 DIV: 07
 DATE: Oct 2017



NOTES:
 1. Legend, border and arrows shall be direct applied non-reflective reflective sheeting.
 2. Background shall be Grade C reflective sheeting.

LETTER POSITIONS

Letter spacings are to start of next letter

	2	5	M	P	H		Series/Size		
							Text Length		
	31.5	11.4	9.7	12	12	9.8	8.1	31.5	E 2000
									63

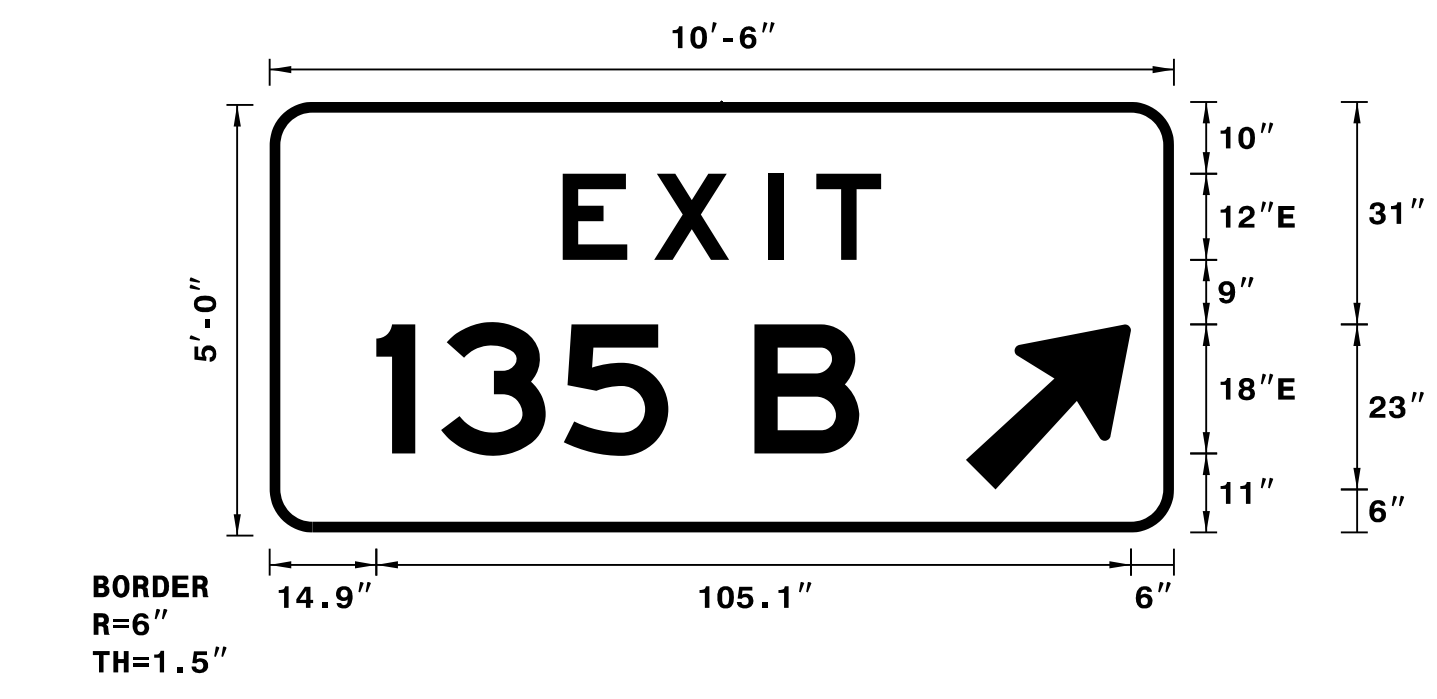
SIGN NUMBER: 203
 TYPE: A
 QUANTITY: 1
 SIGN WIDTH: 10'-6"
 HEIGHT: 5'-0"
 TOTAL AREA: 52.5 Sq.Ft.
 BORDER TYPE: FLUSH
 RECESS: 0"
 WIDTH: 1.5"
 RADII: 6"
 NO. Z BARS: 2
 LENGTH: 118.0

BACKG COLOR: Green
 COPY COLOR: White

SYMBOL	X	Y	WID	HT
Type A Arrow	97	6	18.3	29.3

MAT'L: 0.125" ALUMINUM

DESIGN BY: TRT/AHT
 PROJECT ID: U-2525C
 CHECKED BY: TRT/ADK
 DIV: 07
 DATE: Oct 2017




NOTES:
 1. Legend and border shall be direct applied Grade C reflective sheeting.
 2. Arrow shall be Grade C reflective sheeting on 0.032" aluminum and demountable.
 3. Background shall be Grade C reflective sheeting.

LETTER POSITIONS

Letter spacings are to start of next letter

	E	X	I	T		Series/Size		
						Text Length		
	40.8	12.8	15.8	6.8	9	40.8	E 2000	
		1	3	5		B	44.4	
	14.9	9	16.6	16.9	12	14.6	43.9	E 2000
							67.3	

APPROVED: Charles A. Johnson, III
DocuSigned by: Charles A. Johnson, III
 S8A1565847E5A8E
 DATE: 12/15/2017



**DOCUMENT NOT CONSIDERED FINAL
 UNLESS ALL SIGNATURES COMPLETED**

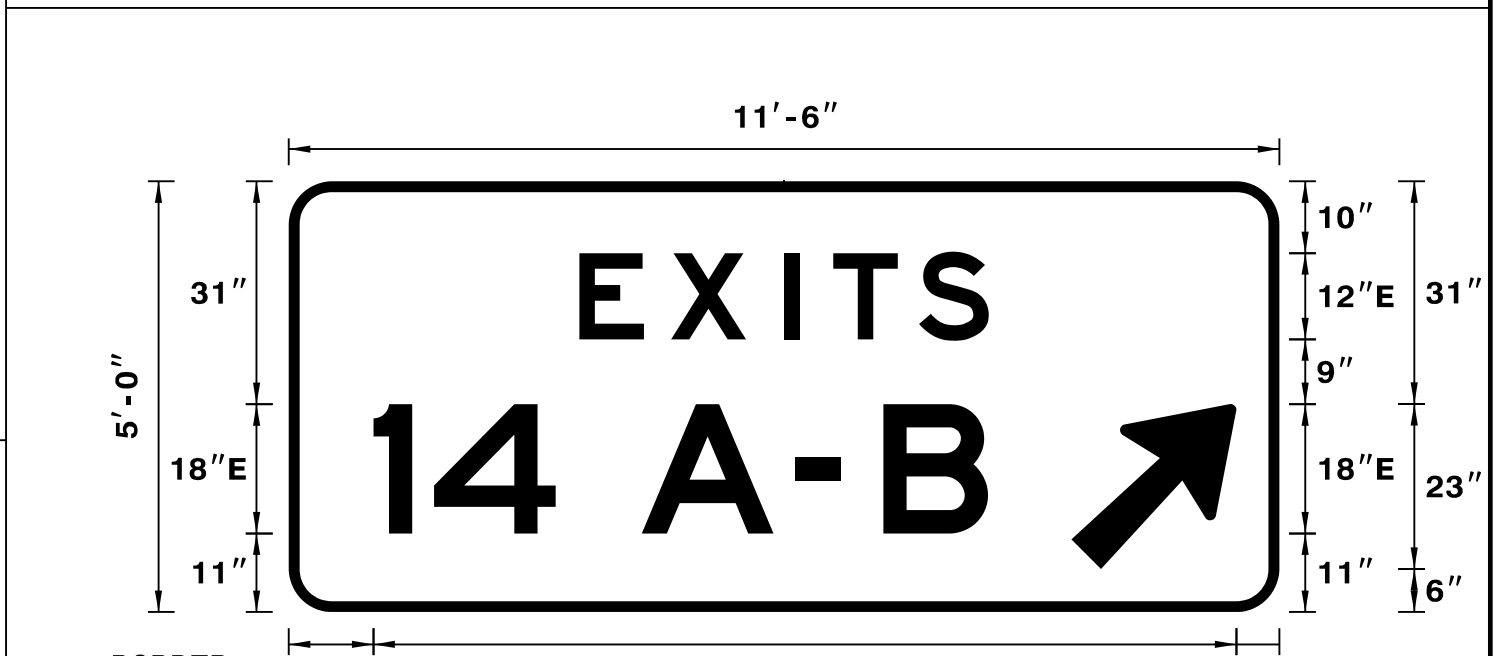
SIGN NUMBER: 204
 TYPE: A
 QUANTITY: 1
 SIGN WIDTH: 11'-6"
 HEIGHT: 5'-0"
 TOTAL AREA: 57.5 Sq.Ft.
 BORDER TYPE: FLUSH
 RECESS: 0"
 WIDTH: 1.5"
 RADII: 6"
 NO. Z BARS: 2
 LENGTH: 130.0

BACKG COLOR: Green
 COPY COLOR: White

SYMBOL	X	Y	WID	HT
Type A Arrow	109	6	18.3	29.3

MAT'L: 0.125" ALUMINUM

DESIGN BY: TRT/AHT
 PROJECT ID: U-2525C
 CHECKED BY: ADK/CAJ
 DIV: 07
 DATE: Oct 2017



Spacing Factor is 1 unless specified otherwise
 Spacing Factor for "EXITS" is 2.25

NOTES:
 1. Legend and border shall be direct applied Grade C reflective sheeting.
 2. Arrow shall be Grade C reflective sheeting on 0.032" aluminum and demountable.
 3. Background shall be Grade C reflective sheeting.

LETTER POSITIONS

Letter spacings are to start of next letter

	E	X	I	T	S					Series/Size Text Length
	40.5	12.8	15.8	6.8	12	9.7	40.5			E 2000 57.1
	1	4	A	-	B					E 2000 85.6
	11.7	8.5	16.9	12	18.4	3	6.3	6	14.6	40.6

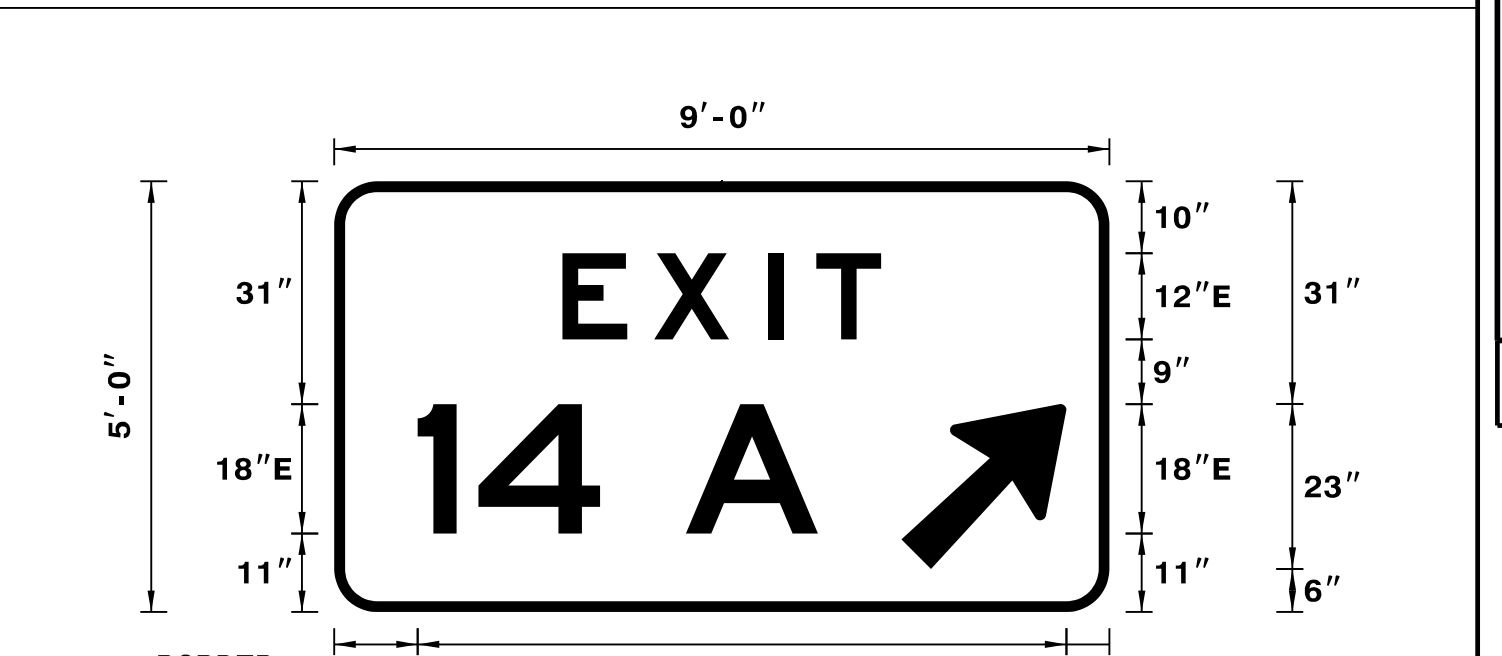
SIGN NUMBER: 205
 TYPE: A
 QUANTITY: 1
 SIGN WIDTH: 9'-0"
 HEIGHT: 5'-0"
 TOTAL AREA: 45.0 Sq.Ft.
 BORDER TYPE: FLUSH
 RECESS: 0"
 WIDTH: 1.5"
 RADII: 6"
 NO. Z BARS: 2
 LENGTH: 100.0

BACKG COLOR: Green
 COPY COLOR: White

SYMBOL	X	Y	WID	HT
Type A Arrow	79	6	18.3	29.3

MAT'L: 0.125" ALUMINUM

DESIGN BY: TRT/AHT
 PROJECT ID: U-2525C
 CHECKED BY: ADK/CAJ
 DIV: 07
 DATE: Oct 2017



Spacing Factor is 1 unless specified otherwise
 Spacing Factor for "EXIT" is 2.25

NOTES:
 1. Legend and border shall be direct applied Grade C reflective sheeting.
 2. Arrow shall be Grade C reflective sheeting on 0.032" aluminum and demountable.
 3. Background shall be Grade C reflective sheeting.

LETTER POSITIONS

Letter spacings are to start of next letter

	E	X	I	T						Series/Size Text Length
	31.8	12.8	15.8	6.8	9	31.8				E 2000 44.4
	1	4	A							E 2000 55.7
	11.6	8.5	16.9	12	18.4	40.6				

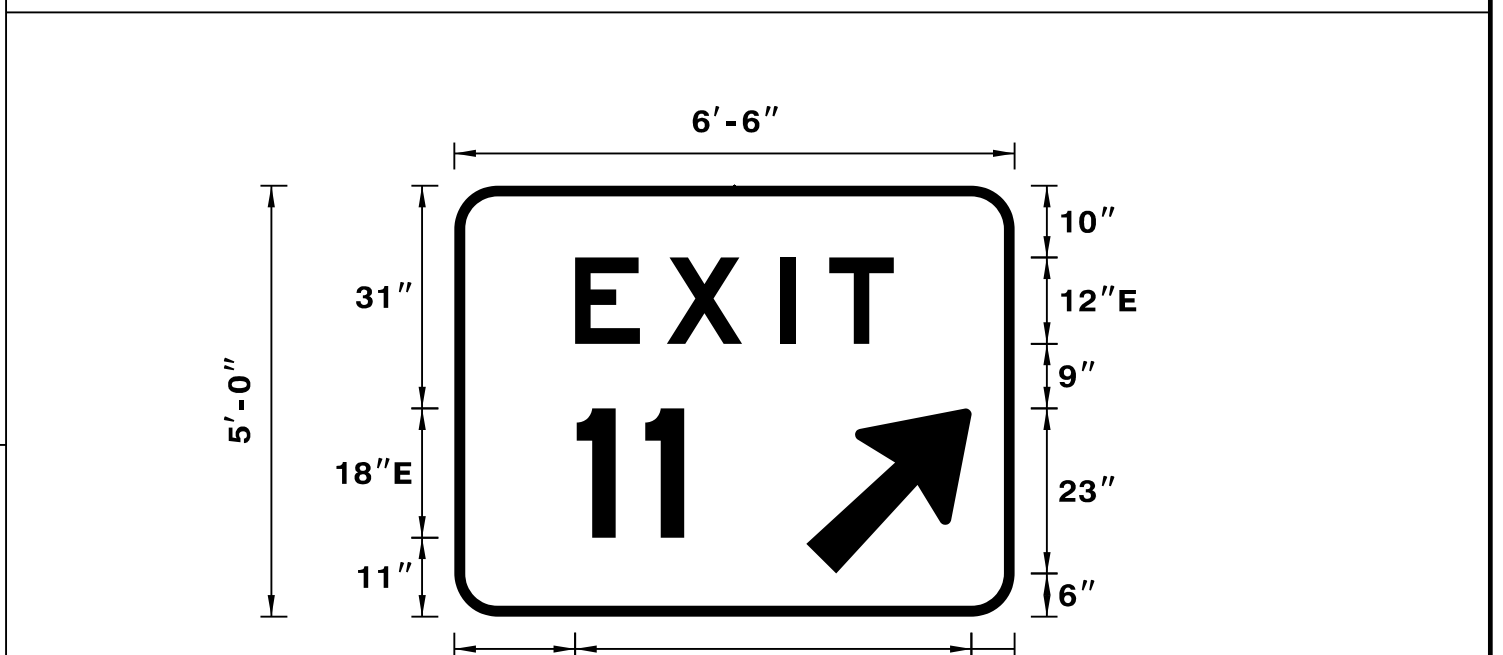
SIGN NUMBER: 206,207
 TYPE: A
 QUANTITY: 2
 SIGN WIDTH: 6'-6"
 HEIGHT: 5'-0"
 TOTAL AREA: 32.5 Sq.Ft.
 BORDER TYPE: FLUSH
 RECESS: 0"
 WIDTH: 1.5"
 RADII: 6"
 NO. Z BARS: 2
 LENGTH: 70.0

BACKG COLOR: Green
 COPY COLOR: White

SYMBOL	X	Y	WID	HT
Type A Arrow	49	6	18.3	29.3

MAT'L: 0.125" ALUMINUM

DESIGN BY: TRT/AHT
 PROJECT ID: U-2525C
 CHECKED BY: ADK/CAJ
 DIV: 07
 DATE: Oct 2017



Spacing Factor is 1 unless specified otherwise
 Spacing Factor for "EXIT" is 2.25

NOTES:
 1. Legend and border shall be direct applied Grade C reflective sheeting.
 2. Arrow shall be Grade C reflective sheeting on 0.032" aluminum and demountable.
 3. Background shall be Grade C reflective sheeting.

LETTER POSITIONS

Letter spacings are to start of next letter

	E	X	I	T						Series/Size Text Length
	16.8	12.8	15.8	6.8	9	16.8				E 2000 44.4
	1	1								E 2000 14.9
	17	9.5	5.4	46						


SIGN NUMBER: 208,209
 TYPE: A
 QUANTITY: 2
 SIGN WIDTH: 6'-6"
 HEIGHT: 5'-0"
 TOTAL AREA: 32.5 Sq.Ft.
 BORDER TYPE: FLUSH
 RECESS: 0"
 WIDTH: 1.5"
 RADII: 6"
 NO. Z BARS: 2
 LENGTH: 70.0

BACKG COLOR: Green
 COPY COLOR: White

SYMBOL	X	Y	WID	HT
Type A Arrow	49	6	18.3	29.3

MAT'L: 0.125" ALUMINUM

DESIGN BY: TRT/AHT
 PROJECT ID: U-2525C
 CHECKED BY: ADK/CAJ
 DIV: 07
 DATE: Oct 2017



Spacing Factor is 1 unless specified otherwise
 Spacing Factor for "EXIT" is 2.25


NOTES:
 1. Legend and border shall be direct applied Grade C reflective sheeting.
 2. Arrow shall be Grade C reflective sheeting on 0.032" aluminum and demountable.
 3. Background shall be Grade C reflective sheeting.

LETTER POSITIONS

Letter spacings are to start of next letter

	E	X	I	T						Series/Size Text Length
	16.8	12.8	15.8	6.8	9	16.8				E 2000 44.4
	1	0								E 2000 24.7
	12.2	9.5	15.1	41.2						

APPROVED: *Charles A. Johnson, III*
DocuSigned by: Charles A. Johnson, III
 CS01505847E5A8E...
 DATE: 12/15/2017



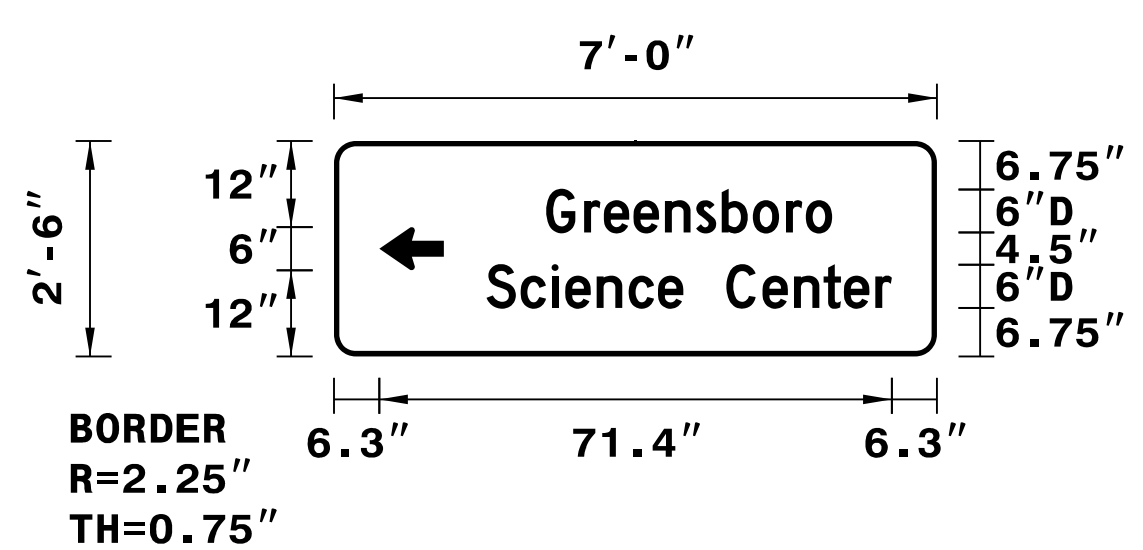
DOCUMENT NOT CONSIDERED FINAL
 UNLESS ALL SIGNATURES COMPLETED

SIGN NUMBER: 301
 TYPE: D
 QUANTITY: 1
 SIGN WIDTH: 7'-0"
 HEIGHT: 2'-6"
 TOTAL AREA: 17.5 Sq.Ft.
 BORDER TYPE: FLUSH
 RECESS: 0"
 WIDTH: 0.75"
 RADII: 2.25"
 NO. Z BARS: N/A
 LENGTH: N/A

SYMBOL	X	Y	WID	HT
Type D Arrow	6.3	12	6	9

MAT'L: 0.125" ALUMINUM

DESIGN BY: TRT/AHT
 PROJECT ID: U-2525C
 CHECKED BY: ADK/CAJ
 DIV: 07
 DATE: Oct 2017



NOTES:
 1. Legend and border shall be direct applied Grade C reflective sheeting.
 2. Arrow shall be Grade C reflective sheeting on 0.032" aluminum and demountable.
 3. Background shall be Grade C reflective sheeting.

LETTER POSITIONS

Letter spacings are to start of next letter

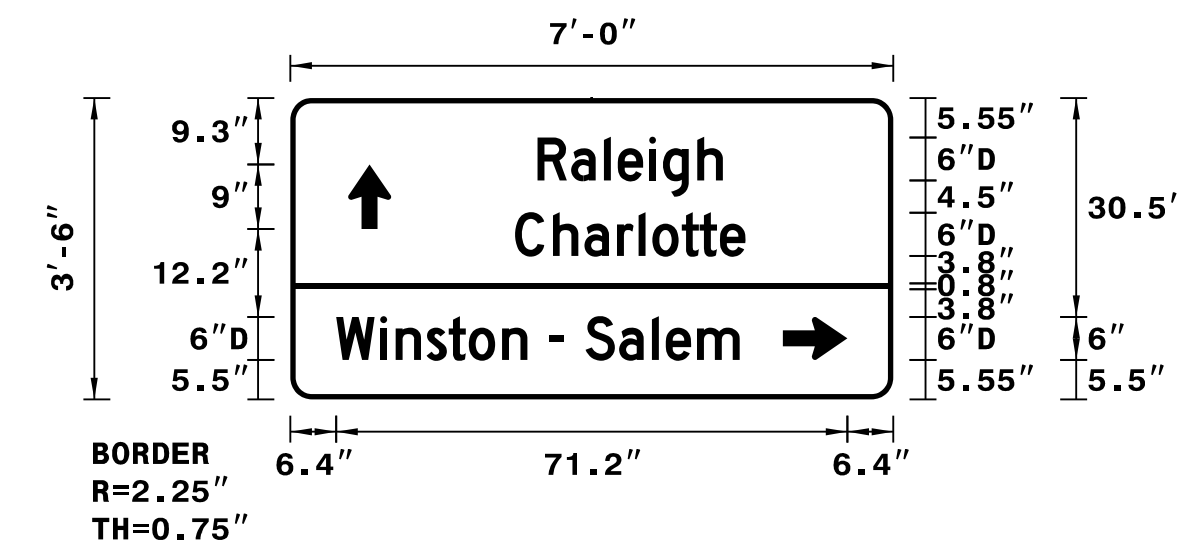
	G	r	e	e	n	s	b	o	r	o		Series/Size					
	Text Length											D 2000					
	29.6	5.3	2.8	4.1	4.4	4.3	3.6	4.3	4.6	2.8	3.7	14.6	39.8				
		S	c	i	e	n	c	e	C	e	n	t	e	r	D 2000		
	21.2	4.7	4.3	1.9	4.4	4.4	4.1	3.5	6	5	4.4	4.1	2.8	4.4	2.3	6.3	56.5

SIGN NUMBER: 302
 TYPE: D
 QUANTITY: 1
 SIGN WIDTH: 7'-0"
 HEIGHT: 3'-6"
 TOTAL AREA: 24.5 Sq.Ft.
 BORDER TYPE: FLUSH
 RECESS: 0"
 WIDTH: 0.75"
 RADII: 2.25"
 NO. Z BARS: N/A
 LENGTH: N/A

SYMBOL	X	Y	WID	HT
Type D Arrow	8	23.8	6	9
Type D Arrow	68.6	5.5	6	9

MAT'L: 0.125" ALUMINUM

DESIGN BY: TRT/AHT
 PROJECT ID: U-2525C
 CHECKED BY: ADK/CAJ
 DIV: 07
 DATE: Oct 2017



NOTES:
 1. Legend and border shall be direct applied Grade C reflective sheeting.
 2. Arrows shall be Grade C reflective sheeting on 0.032" aluminum and demountable.
 3. Background shall be Grade C reflective sheeting.

LETTER POSITIONS

Letter spacings are to start of next letter

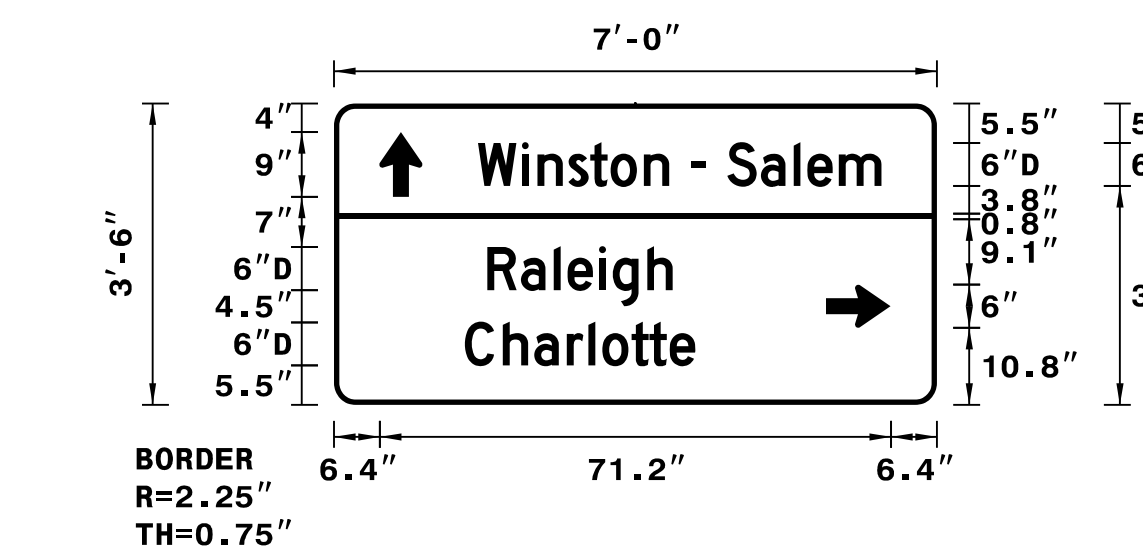
	R	a	l	e	i	g	h		W	i	n	s	t	o	n	-	S	a	l	e	m		Series/Size
	Text Length																						D 2000
	34.4	4.7	4.6	1.9	4.4	1.9	4.8	3.5	23.8														25.8
		C <td>h <td>a <td>r <td>l <td>o <td>t <td>t <td>e</td> <td></td> <td></td> <td></td> <td></td> <td></td> <td></td> <td></td> <td></td> <td></td> <td></td> <td></td> <td></td> <td>D 2000</td> </td></td></td></td></td></td></td>	h <td>a <td>r <td>l <td>o <td>t <td>t <td>e</td> <td></td> <td></td> <td></td> <td></td> <td></td> <td></td> <td></td> <td></td> <td></td> <td></td> <td></td> <td></td> <td>D 2000</td> </td></td></td></td></td></td>	a <td>r <td>l <td>o <td>t <td>t <td>e</td> <td></td> <td></td> <td></td> <td></td> <td></td> <td></td> <td></td> <td></td> <td></td> <td></td> <td></td> <td></td> <td>D 2000</td> </td></td></td></td></td>	r <td>l <td>o <td>t <td>t <td>e</td> <td></td> <td></td> <td></td> <td></td> <td></td> <td></td> <td></td> <td></td> <td></td> <td></td> <td></td> <td></td> <td>D 2000</td> </td></td></td></td>	l <td>o <td>t <td>t <td>e</td> <td></td> <td></td> <td></td> <td></td> <td></td> <td></td> <td></td> <td></td> <td></td> <td></td> <td></td> <td></td> <td>D 2000</td> </td></td></td>	o <td>t <td>t <td>e</td> <td></td> <td></td> <td></td> <td></td> <td></td> <td></td> <td></td> <td></td> <td></td> <td></td> <td></td> <td></td> <td>D 2000</td> </td></td>	t <td>t <td>e</td> <td></td> <td></td> <td></td> <td></td> <td></td> <td></td> <td></td> <td></td> <td></td> <td></td> <td></td> <td></td> <td>D 2000</td> </td>	t <td>e</td> <td></td> <td></td> <td></td> <td></td> <td></td> <td></td> <td></td> <td></td> <td></td> <td></td> <td></td> <td></td> <td>D 2000</td>	e													D 2000
	31.3	5.3	4.4	4.6	3	1.9	4.1	2.5	2.8	3.5	20.6												32.1
		W <td>i <td>n <td>s <td>t <td>o <td>n <td>-</td> <td>S <td>a <td>l <td>e <td>m</td> <td></td> <td></td> <td></td> <td></td> <td></td> <td></td> <td></td> <td></td> <td>D 2000</td> </td></td></td></td></td></td></td></td></td></td>	i <td>n <td>s <td>t <td>o <td>n <td>-</td> <td>S <td>a <td>l <td>e <td>m</td> <td></td> <td></td> <td></td> <td></td> <td></td> <td></td> <td></td> <td></td> <td>D 2000</td> </td></td></td></td></td></td></td></td></td>	n <td>s <td>t <td>o <td>n <td>-</td> <td>S <td>a <td>l <td>e <td>m</td> <td></td> <td></td> <td></td> <td></td> <td></td> <td></td> <td></td> <td></td> <td>D 2000</td> </td></td></td></td></td></td></td></td>	s <td>t <td>o <td>n <td>-</td> <td>S <td>a <td>l <td>e <td>m</td> <td></td> <td></td> <td></td> <td></td> <td></td> <td></td> <td></td> <td></td> <td>D 2000</td> </td></td></td></td></td></td></td>	t <td>o <td>n <td>-</td> <td>S <td>a <td>l <td>e <td>m</td> <td></td> <td></td> <td></td> <td></td> <td></td> <td></td> <td></td> <td></td> <td>D 2000</td> </td></td></td></td></td></td>	o <td>n <td>-</td> <td>S <td>a <td>l <td>e <td>m</td> <td></td> <td></td> <td></td> <td></td> <td></td> <td></td> <td></td> <td></td> <td>D 2000</td> </td></td></td></td></td>	n <td>-</td> <td>S <td>a <td>l <td>e <td>m</td> <td></td> <td></td> <td></td> <td></td> <td></td> <td></td> <td></td> <td></td> <td>D 2000</td> </td></td></td></td>	-	S <td>a <td>l <td>e <td>m</td> <td></td> <td></td> <td></td> <td></td> <td></td> <td></td> <td></td> <td></td> <td>D 2000</td> </td></td></td>	a <td>l <td>e <td>m</td> <td></td> <td></td> <td></td> <td></td> <td></td> <td></td> <td></td> <td></td> <td>D 2000</td> </td></td>	l <td>e <td>m</td> <td></td> <td></td> <td></td> <td></td> <td></td> <td></td> <td></td> <td></td> <td>D 2000</td> </td>	e <td>m</td> <td></td> <td></td> <td></td> <td></td> <td></td> <td></td> <td></td> <td></td> <td>D 2000</td>	m									D 2000
	6.4	6.1	2.2	4.3	3.1	2.8	4.6	3.5	3	2.1	3	4.7	4.6	1.9	4.4	5.9	21.4						56.2

SIGN NUMBER: 303
 TYPE: D
 QUANTITY: 1
 SIGN WIDTH: 7'-0"
 HEIGHT: 3'-6"
 TOTAL AREA: 24.5 Sq.Ft.
 BORDER TYPE: FLUSH
 RECESS: 0"
 WIDTH: 0.75"
 RADII: 2.25"
 NO. Z BARS: N/A
 LENGTH: N/A

SYMBOL	X	Y	WID	HT
Type D Arrow	6.4	29	6	9
Type D Arrow	68.5	10.8	6	9

MAT'L: 0.125" ALUMINUM

DESIGN BY: TRT/AHT
 PROJECT ID: U-2525C
 CHECKED BY: ADK/CAJ
 DIV: 07
 DATE: Oct 2017



NOTES:
 1. Legend and border shall be direct applied Grade C reflective sheeting.
 2. Arrows shall be Grade C reflective sheeting on 0.032" aluminum and demountable.
 3. Background shall be Grade C reflective sheeting.

LETTER POSITIONS

Letter spacings are to start of next letter

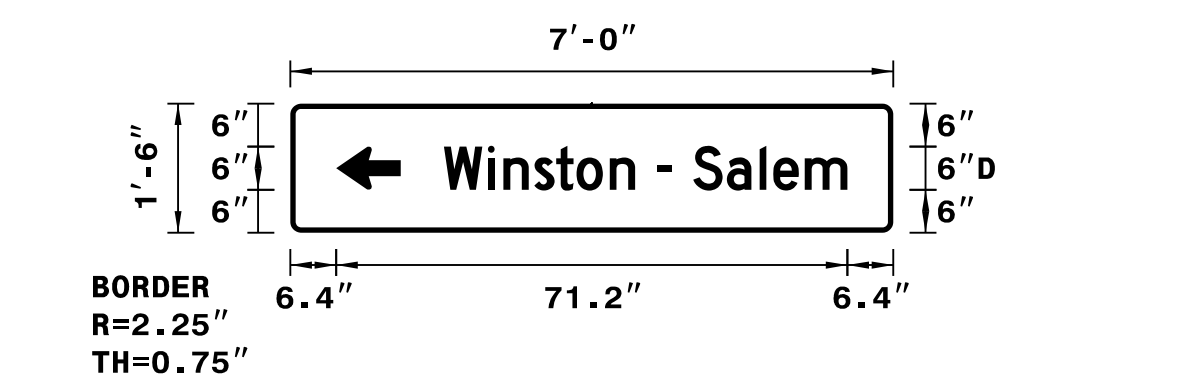
	W	i	n	s	t	o	n	-	S	a	l	e	m		Series/Size								
	Text Length														D 2000								
	20	6.1	2.2	4.3	3.1	2.8	4.6	3.5	3	2.1	3	4.7	4.6	1.9	4.4	5.9	7.8						56.2
		R <td>a <td>l <td>e <td>i <td>g <td>h</td> <td></td> <td></td> <td></td> <td></td> <td></td> <td></td> <td></td> <td></td> <td></td> <td></td> <td></td> <td></td> <td></td> <td></td> <td>D 2000</td> </td></td></td></td></td>	a <td>l <td>e <td>i <td>g <td>h</td> <td></td> <td></td> <td></td> <td></td> <td></td> <td></td> <td></td> <td></td> <td></td> <td></td> <td></td> <td></td> <td></td> <td></td> <td>D 2000</td> </td></td></td></td>	l <td>e <td>i <td>g <td>h</td> <td></td> <td></td> <td></td> <td></td> <td></td> <td></td> <td></td> <td></td> <td></td> <td></td> <td></td> <td></td> <td></td> <td></td> <td>D 2000</td> </td></td></td>	e <td>i <td>g <td>h</td> <td></td> <td></td> <td></td> <td></td> <td></td> <td></td> <td></td> <td></td> <td></td> <td></td> <td></td> <td></td> <td></td> <td></td> <td>D 2000</td> </td></td>	i <td>g <td>h</td> <td></td> <td></td> <td></td> <td></td> <td></td> <td></td> <td></td> <td></td> <td></td> <td></td> <td></td> <td></td> <td></td> <td></td> <td>D 2000</td> </td>	g <td>h</td> <td></td> <td></td> <td></td> <td></td> <td></td> <td></td> <td></td> <td></td> <td></td> <td></td> <td></td> <td></td> <td></td> <td></td> <td>D 2000</td>	h															D 2000
	21.4	4.7	4.6	1.9	4.4	1.9	4.8	3.5	35.8														25.8
		C <td>h <td>a <td>r <td>l <td>o <td>t <td>t <td>e</td> <td></td> <td></td> <td></td> <td></td> <td></td> <td></td> <td></td> <td></td> <td></td> <td></td> <td></td> <td></td> <td>D 2000</td> </td></td></td></td></td></td></td>	h <td>a <td>r <td>l <td>o <td>t <td>t <td>e</td> <td></td> <td></td> <td></td> <td></td> <td></td> <td></td> <td></td> <td></td> <td></td> <td></td> <td></td> <td></td> <td>D 2000</td> </td></td></td></td></td></td>	a <td>r <td>l <td>o <td>t <td>t <td>e</td> <td></td> <td></td> <td></td> <td></td> <td></td> <td></td> <td></td> <td></td> <td></td> <td></td> <td></td> <td></td> <td>D 2000</td> </td></td></td></td></td>	r <td>l <td>o <td>t <td>t <td>e</td> <td></td> <td></td> <td></td> <td></td> <td></td> <td></td> <td></td> <td></td> <td></td> <td></td> <td></td> <td></td> <td>D 2000</td> </td></td></td></td>	l <td>o <td>t <td>t <td>e</td> <td></td> <td></td> <td></td> <td></td> <td></td> <td></td> <td></td> <td></td> <td></td> <td></td> <td></td> <td></td> <td>D 2000</td> </td></td></td>	o <td>t <td>t <td>e</td> <td></td> <td></td> <td></td> <td></td> <td></td> <td></td> <td></td> <td></td> <td></td> <td></td> <td></td> <td></td> <td>D 2000</td> </td></td>	t <td>t <td>e</td> <td></td> <td></td> <td></td> <td></td> <td></td> <td></td> <td></td> <td></td> <td></td> <td></td> <td></td> <td></td> <td>D 2000</td> </td>	t <td>e</td> <td></td> <td></td> <td></td> <td></td> <td></td> <td></td> <td></td> <td></td> <td></td> <td></td> <td></td> <td></td> <td>D 2000</td>	e													D 2000
	18.1	5.3	4.4	4.6	3	1.9	4.1	2.5	2.8	3.5	33.8												32.1

SIGN NUMBER: 304
 TYPE: D
 QUANTITY: 1
 SIGN WIDTH: 7'-0"
 HEIGHT: 1'-6"
 TOTAL AREA: 10.5 Sq.Ft.
 BORDER TYPE: FLUSH
 RECESS: 0"
 WIDTH: 0.75"
 RADII: 2.25"
 NO. Z BARS: N/A
 LENGTH: N/A

SYMBOL	X	Y	WID	HT
Type D Arrow	6.4	6	6	9

MAT'L: 0.125" ALUMINUM

DESIGN BY: TRT/AHT
 PROJECT ID: U-2525C
 CHECKED BY: ADK/CAJ
 DIV: 07
 DATE: Oct 2017



NOTES:
 1. Legend and border shall be direct applied Grade C reflective sheeting.
 2. Arrow shall be Grade C reflective sheeting on 0.032" aluminum and demountable.
 3. Background shall be Grade C reflective sheeting.

LETTER POSITIONS

Letter spacings are to start of next letter

	W	i	n	s	t	o	n	-	S	a	l	e	m		Series/Size								
	Text Length														D 2000								
	21.4	6.1	2.2	4.3	3.1	2.8	4.6	3.5	3	2.1	3	4.7	4.6	1.9	4.4	5.9	6.4						56.2

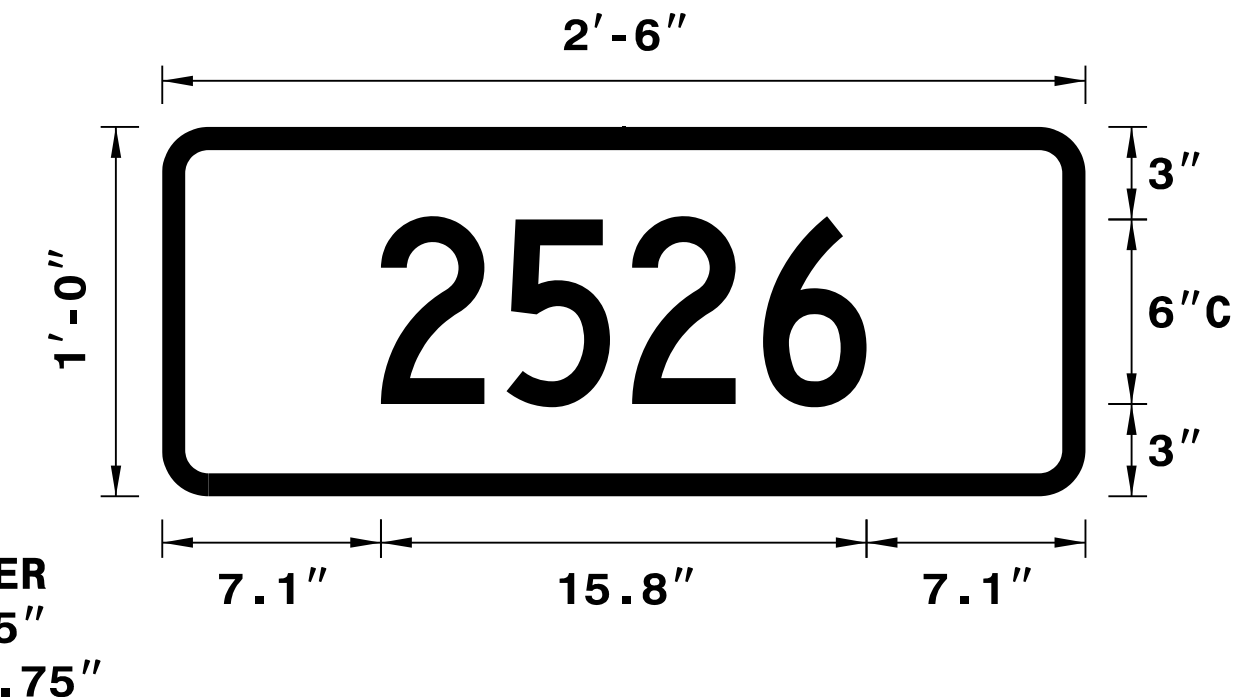


DOCUMENT NOT CONSIDERED FINAL
UNLESS ALL SIGNATURES COMPLETED

SIGN NUMBER: 305,306
TYPE: D
QUANTITY: 2
SIGN WIDTH: 2'-6"
HEIGHT: 1'-0"
TOTAL AREA: 2.5 Sq.Ft.
BORDER TYPE: FLUSH
RECESS: 0"
WIDTH: 0.75"
RADII: 1.5"
NO. Z BARS: N/A
LENGTH: N/A

SYMBOL	X	Y	WID	HT

DESIGN BY: TRT/AHT
PROJECT ID: U-2525C
CHECKED BY: ADK/CAJ
DIV: 07
DATE: Oct 2017



NOTES:
1. Legend and border shall be direct applied Grade C reflective sheeting.
2. Background shall be Grade C reflective sheeting.
3. One U-Channel Post per sign.

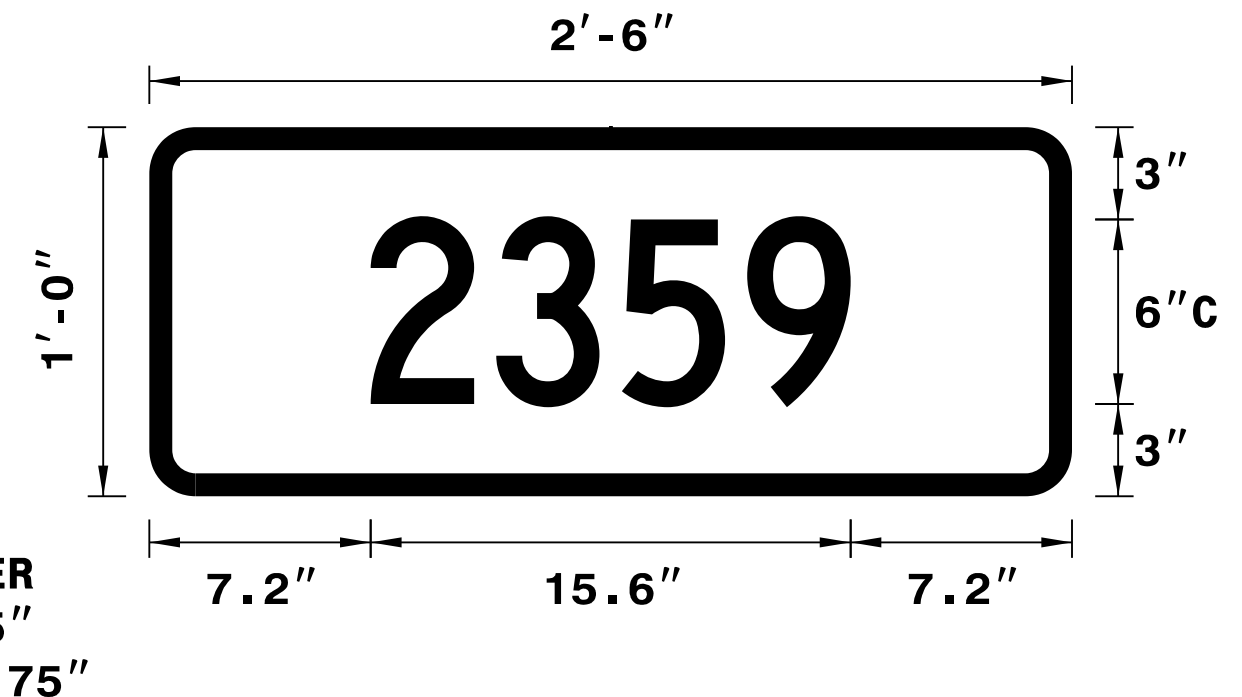
LETTER POSITIONS

Letter spacings are to start of next letter												Series/Size Text Length
7.1	4.1	4.1	4.3	3.4	7.1							C 2000 15.8

SIGN NUMBER: 307,308
TYPE: D
QUANTITY: 2
SIGN WIDTH: 2'-6"
HEIGHT: 1'-0"
TOTAL AREA: 2.5 Sq.Ft.
BORDER TYPE: FLUSH
RECESS: 0"
WIDTH: 0.75"
RADII: 1.5"
NO. Z BARS: N/A
LENGTH: N/A

SYMBOL	X	Y	WID	HT

DESIGN BY: TRT/AHT
PROJECT ID: U-2525C
CHECKED BY: ADK/CAJ
DIV: 07
DATE: Oct 2017



NOTES:
1. Legend and border shall be direct applied Grade C reflective sheeting.
2. Background shall be Grade C reflective sheeting.
3. One U-Channel Post per sign.

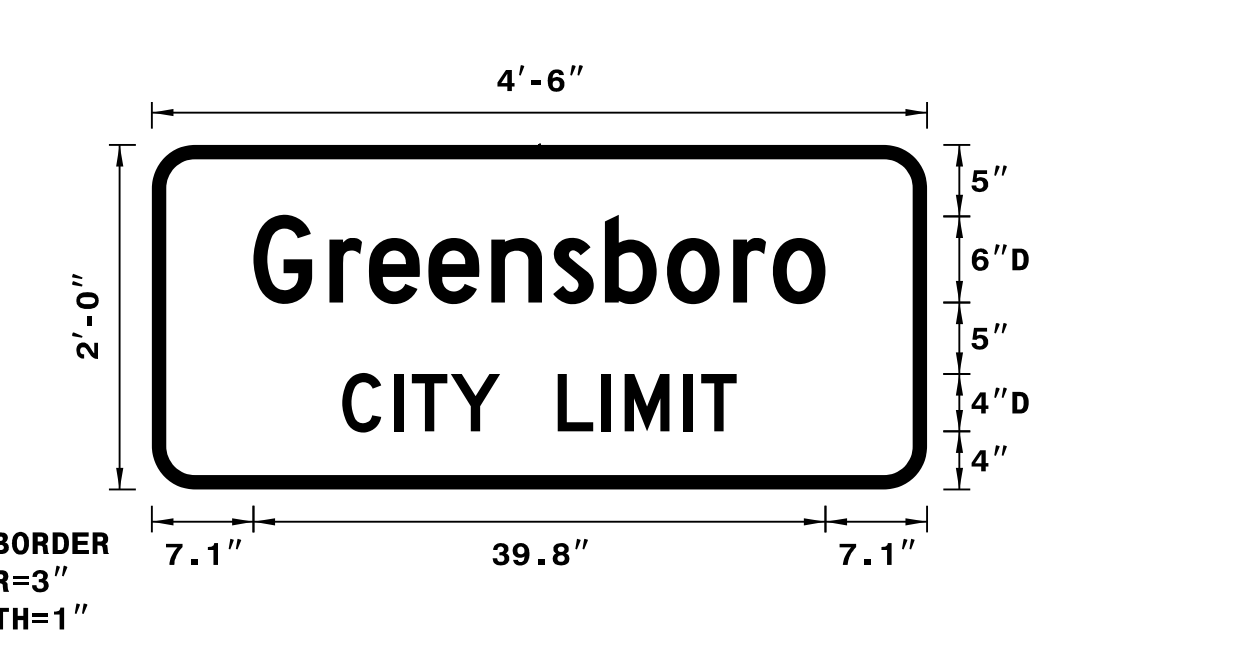
LETTER POSITIONS

Letter spacings are to start of next letter												Series/Size Text Length
7.2	4.1	4.1	4.1	3.4	7.2							C 2000 15.6

SIGN NUMBER: 309,310
TYPE: D
QUANTITY: 2
SIGN WIDTH: 4'-6"
HEIGHT: 2'-0"
TOTAL AREA: 9.0 Sq.Ft.
BORDER TYPE: FLUSH
RECESS: 0"
WIDTH: 1"
RADII: 3"
NO. Z BARS: N/A
LENGTH: N/A

SYMBOL	X	Y	WID	HT

DESIGN BY: TRT/AHT
PROJECT ID: U-2525C
CHECKED BY: ADK/CAJ
DIV: 07
DATE: Oct 2017



NOTES:
1. Legend and border shall be direct applied Grade C reflective sheeting.
2. Background shall be Grade C reflective sheeting.

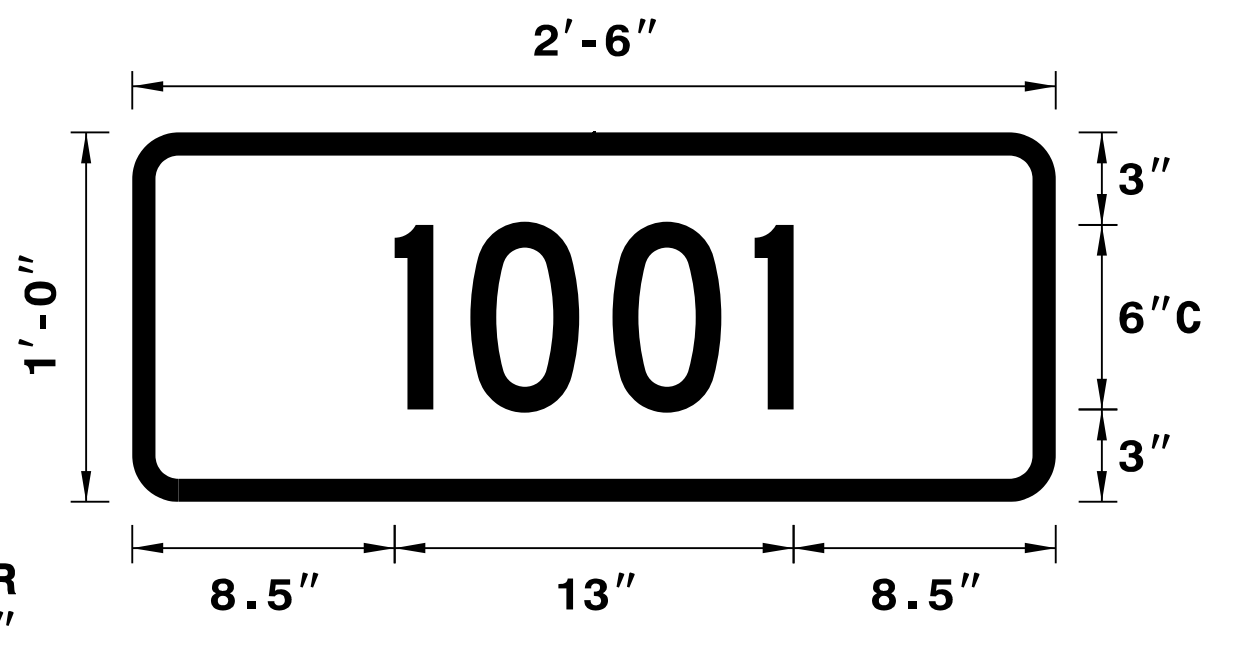
LETTER POSITIONS

Letter spacings are to start of next letter												Series/Size Text Length
7.1	5.3	2.8	4.1	4.4	4.3	3.6	4.3	4.6	2.8	3.7	7.1	D 2000 39.8
13.3	3.6	1.2	2.7	3.4	4	3.1	1.6	4.1	1.2	2.5	13.3	D 2000 27.5

SIGN NUMBER: 311,312
TYPE: D
QUANTITY: 2
SIGN WIDTH: 2'-6"
HEIGHT: 1'-0"
TOTAL AREA: 2.5 Sq.Ft.
BORDER TYPE: FLUSH
RECESS: 0"
WIDTH: 0.75"
RADII: 1.5"
NO. Z BARS: N/A
LENGTH: N/A

SYMBOL	X	Y	WID	HT

DESIGN BY: TRT/AHT
PROJECT ID: U-2525C
CHECKED BY: ADK/CAJ
DIV: 07
DATE: Oct 2017




NOTES:
1. Legend and border shall be direct applied Grade C reflective sheeting.
2. Background shall be Grade C reflective sheeting.
3. One U-Channel Post per sign.

LETTER POSITIONS

Letter spacings are to start of next letter												Series/Size Text Length
8.5	2.5	4.6	4.6	1.3	8.5							C 2000 13

APPROVED: Charles A. Johnson, III
DocuSigned by: Charles A. Johnson, III
 S8A1565847E5A8E
 DATE: 12/15/2017

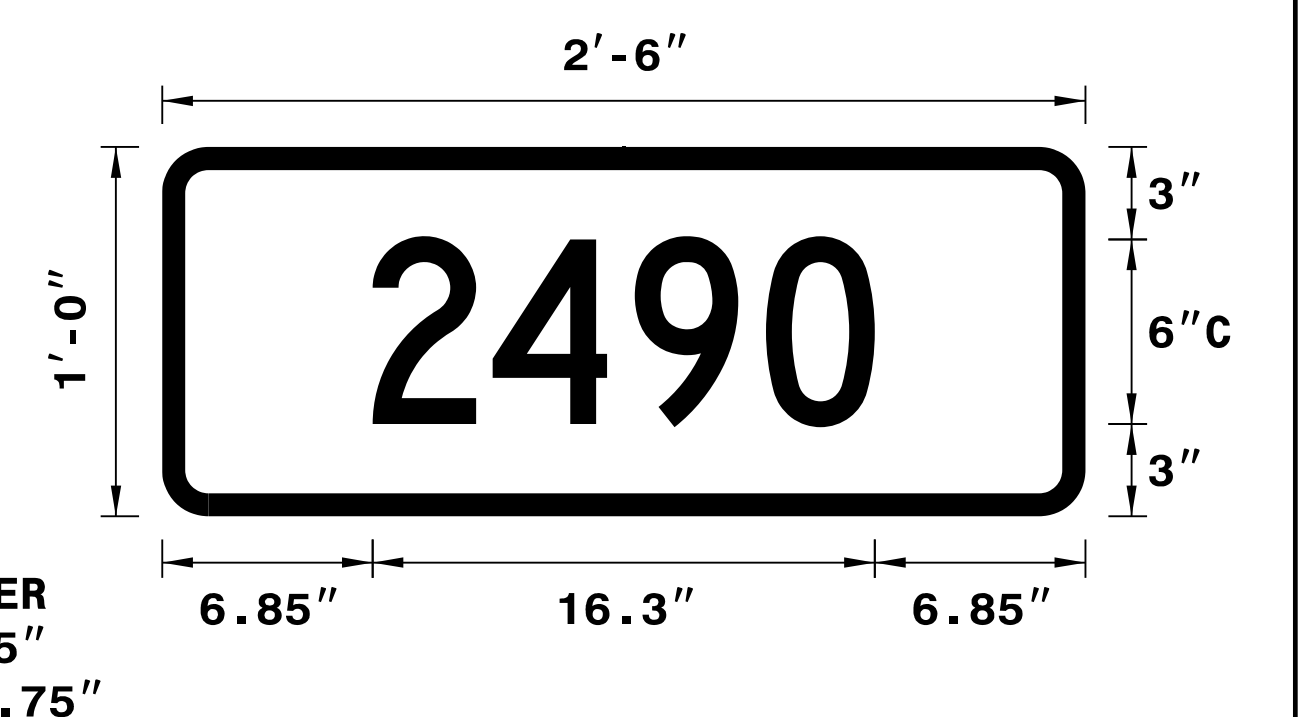


**DOCUMENT NOT CONSIDERED FINAL
 UNLESS ALL SIGNATURES COMPLETED**

SIGN NUMBER: 313,314
 TYPE: D
 QUANTITY: 2
 SIGN WIDTH: 2'-6"
 HEIGHT: 1'-0"
 TOTAL AREA: 2.5 Sq.Ft.
 BORDER TYPE: FLUSH
 RECESS: 0"
 WIDTH: 0.75"
 RADII: 1.5"
 NO. Z BARS: N/A
 LENGTH: N/A

SYMBOL	X	Y	WID	HT

DESIGN BY: TRT/AHT
 PROJECT ID: U-2525C
 CHECKED BY: ADK/CAJ
 DIV: 07
 DATE: Oct 2017



NOTES:
 1. Legend and border shall be direct applied Grade C reflective sheeting.
 2. Background shall be Grade C reflective sheeting.
 3. One U-Channel Post per sign.

LETTER POSITIONS


Letter spacings are to start of next letter

Series/Size	Text Length
C 2000	16.3

SIGN NUMBER: 701
 TYPE: A
 QUANTITY: 1
 SIGN WIDTH: 14'-0"
 HEIGHT: 9'-0"
 TOTAL AREA: 126.0 Sq.Ft.
 BORDER TYPE: FLUSH
 RECESS: 0"
 WIDTH: 3"
 RADII: 12"
 NO. Z BARS: 3
 LENGTH: 160.0

SYMBOL	X	Y	WID	HT
M1_1	16.5	16.8	60	48
M1_1	91.5	16.9	60	48

DESIGN BY: TRT/AHT
 PROJECT ID: U-2525C
 CHECKED BY: ADK/CAJ
 DIV: 07
 DATE: Oct 2017



NOTES:
 1. Legend and border shall be direct applied Grade C reflective sheeting.
 2. Shields shall be Grade C reflective sheeting on 0.032" aluminum and demountable.
 3. Background shall be Grade C reflective sheeting.
 4. Existing support spacing is 8.79'.

LETTER POSITIONS

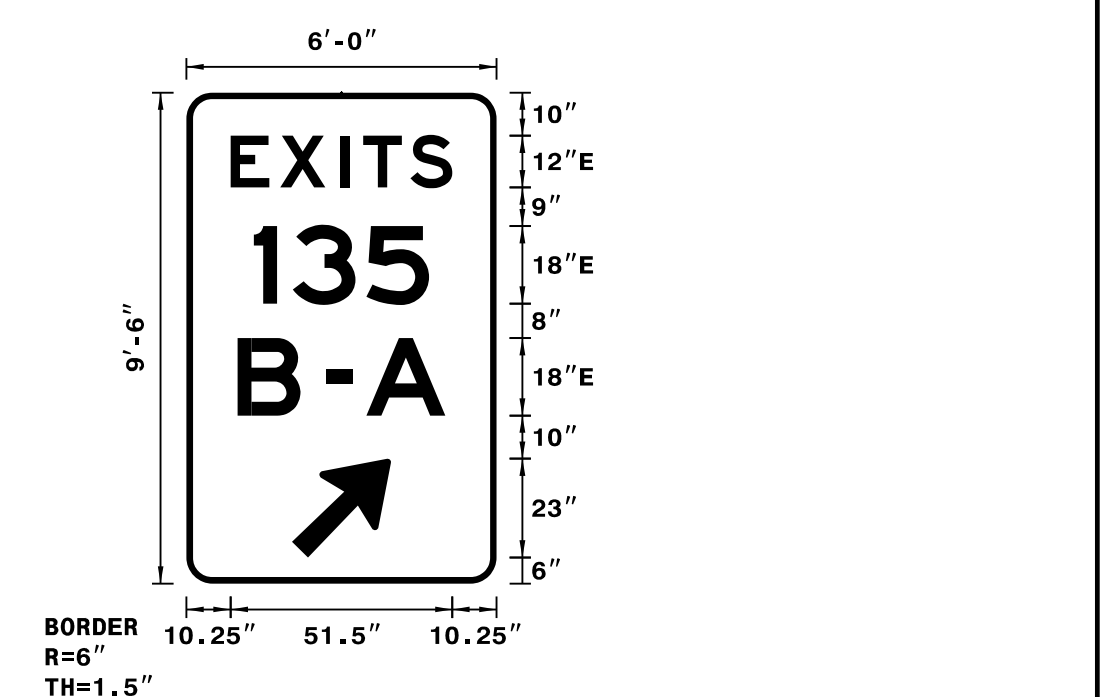
Letter spacings are to start of next letter

Series/Size	Text Length
E 2000	42.5
E 2000	42.5

SIGN NUMBER: 702
 TYPE: A
 QUANTITY: 1
 SIGN WIDTH: 6'-0"
 HEIGHT: 9'-6"
 TOTAL AREA: 57.0 Sq.Ft.
 BORDER TYPE: FLUSH
 RECESS: 0"
 WIDTH: 1.5"
 RADII: 6"
 NO. Z BARS: 3
 LENGTH: 64.0

SYMBOL	X	Y	WID	HT
Type A Arrow	24.5	6	18.3	29.3

DESIGN BY: TRT/AHT
 PROJECT ID: U-2525C
 CHECKED BY: TRT/ADK
 DIV: 07
 DATE: Oct 2017



NOTES:
 1. Legend and border shall be direct applied Grade C reflective sheeting.
 2. Arrow shall be Grade C reflective sheeting on 0.032" aluminum and demountable.
 3. Background shall be Grade C reflective sheeting.
 4. Existing support spacing is 3.52'.

LETTER POSITIONS

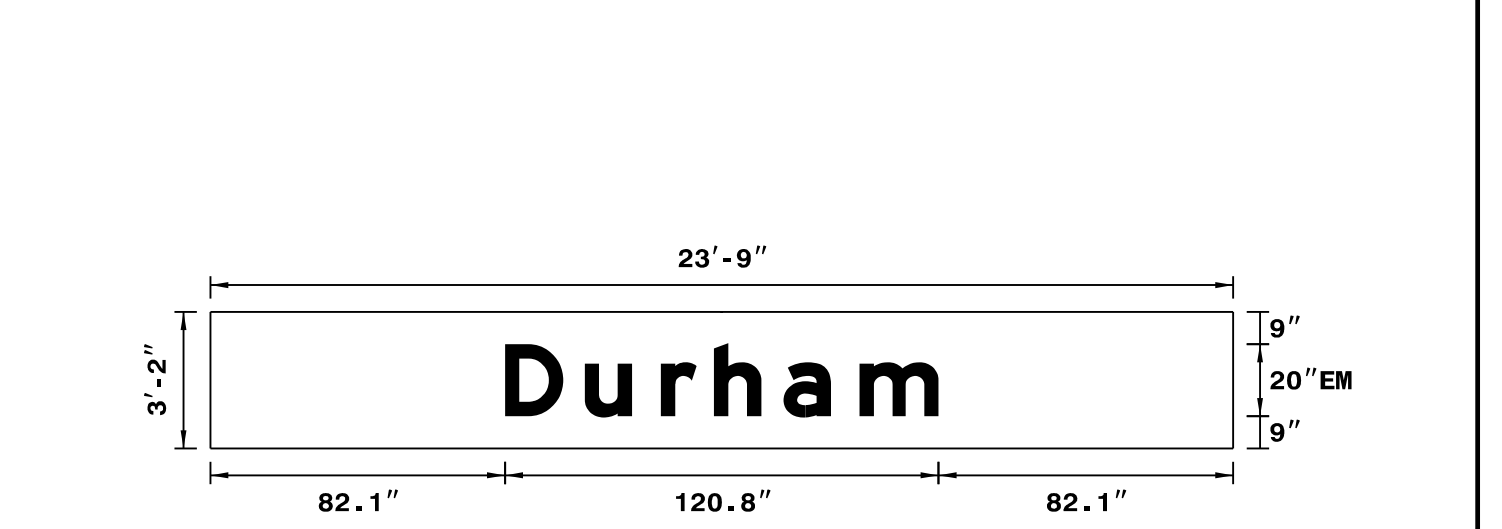
Letter spacings are to start of next letter

Series/Size	Text Length
E 2000	51.5
E 2000	40.7
E 2000	48.2

SIGN NUMBER: 6001
 TYPE: OVERLAY (OVHD)
 QUANTITY: 1
 SIGN WIDTH: 23'-9"
 HEIGHT: 3'-2"
 TOTAL AREA: 75.2 Sq.Ft.
 BORDER TYPE: N/A
 RECESS: N/A
 WIDTH: N/A
 RADII: N/A
 NO. Z BARS: N/A
 LENGTH: N/A

SYMBOL	X	Y	WID	HT

DESIGN BY: TRT/AHT
 PROJECT ID: U-2525C
 CHECKED BY: ADK/CAJ
 DIV: 07
 DATE: Oct 2017




NOTES:
 1. Legend shall be direct applied Grade A reflective sheeting.
 2. Background shall be Grade C reflective sheeting.

LETTER POSITIONS

Letter spacings are to start of next letter

Series/Size	Text Length
EM 2000	120.8

APPROVED: Charles A. Johnson, III
DocuSigned by: Charles A. Johnson, III
 SSAT1565847E5A86
 DATE: 12/15/2017



DOCUMENT NOT CONSIDERED FINAL
 UNLESS ALL SIGNATURES COMPLETED

SIGN NUMBER: See Below BACKG COLOR: N/A
 TYPE: OVERLAY (OVHD) COPY COLOR: N/A
 QUANTITY: 6

SYMBOL	X	Y	WID	HT
M1_1	0	0	45	36

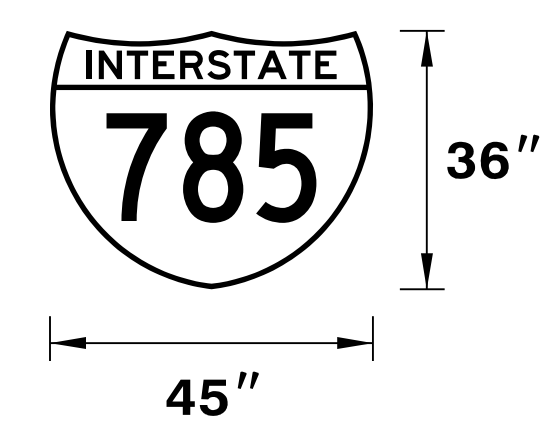
SIGN WIDTH: 3'-9"
 HEIGHT: 3'-0"
 TOTAL AREA: 11.3 Sq.Ft.

BORDER TYPE: N/A
 RECESS: N/A
 WIDTH: N/A
 RADII: N/A

NO. Z BARS: N/A
 LENGTH: N/A

MAT'L: 0.032" ALUMINUM

DESIGN BY: TRT/AHT CHECKED BY: ADK/CAJ
 PROJECT ID: U-2525C DIV: 07 DATE: Oct 2017



SIGN NUMBER: 6002,6006,6015,6023,6027,6030

NOTES:
 1. Shields shall be Grade A reflective sheeting on 0.032" aluminum and demountable.

LETTER POSITIONS

Letter spacings are to start of next letter

Letter spacings are to start of next letter													Series/Size
													Text Length
													EM 2000
													92.2

SIGN NUMBER: See Below BACKG COLOR: Green
 TYPE: OVERLAY (OVHD) COPY COLOR: White
 QUANTITY: 4

SYMBOL	X	Y	WID	HT

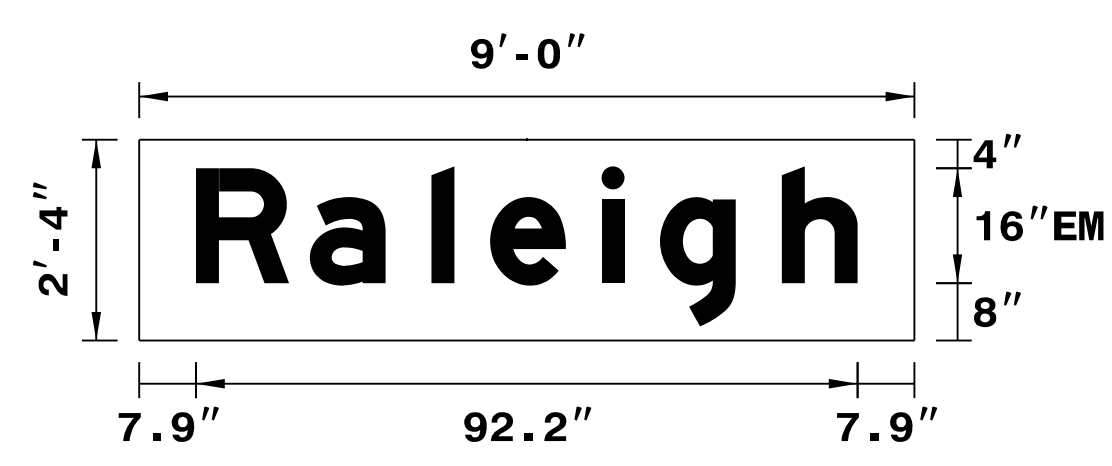
SIGN WIDTH: 9'-0"
 HEIGHT: 2'-4"
 TOTAL AREA: 21.0 Sq.Ft.

BORDER TYPE: N/A
 RECESS: N/A
 WIDTH: N/A
 RADII: N/A

NO. Z BARS: N/A
 LENGTH: N/A

MAT'L: 0.063" ALUMINUM

DESIGN BY: TRT/AHT CHECKED BY: ADK/CAJ
 PROJECT ID: U-2525C DIV: 07 DATE: Oct 2017



SIGN NUMBER: 6003,6007,6016,6024

Spacing Factor is 1 unless specified otherwise

NOTES:
 1. Legend shall be direct applied Grade A reflective sheeting.
 2. Background shall be Grade C reflective sheeting.

LETTER POSITIONS

Letter spacings are to start of next letter

Letter spacings are to start of next letter													Series/Size
													Text Length
													EM 2000
													92.2

SIGN NUMBER: 6004 BACKG COLOR: Green
 TYPE: OVERLAY (OVHD) COPY COLOR: White
 QUANTITY: 1

SYMBOL	X	Y	WID	HT

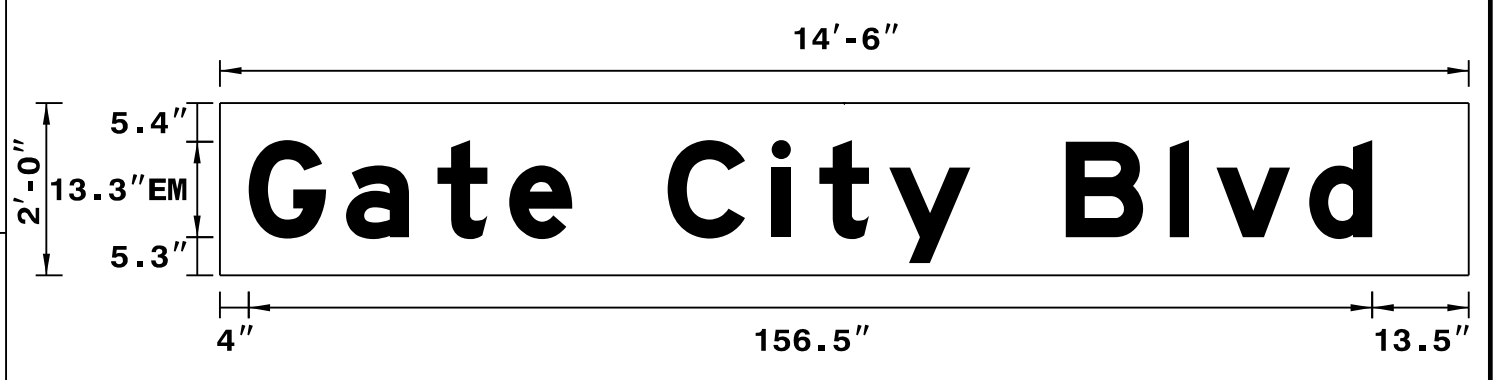
SIGN WIDTH: 14'-6"
 HEIGHT: 2'-0"
 TOTAL AREA: 29.0 Sq.Ft.

BORDER TYPE: N/A
 RECESS: N/A
 WIDTH: N/A
 RADII: N/A

NO. Z BARS: N/A
 LENGTH: N/A

MAT'L: 0.063" ALUMINUM

DESIGN BY: TRT/AHT CHECKED BY: ADK/CAJ
 PROJECT ID: U-2525C DIV: 07 DATE: Oct 2017



Spacing Factor is 1 unless specified otherwise

NOTES:
 1. Legend shall be direct applied Grade A reflective sheeting.
 2. Background shall be Grade C reflective sheeting.

LETTER POSITIONS

Letter spacings are to start of next letter

Letter spacings are to start of next letter													Series/Size
													Text Length
													EM 2000
													156.5

SIGN NUMBER: 6005 BACKG COLOR: Green
 TYPE: OVERLAY (OVHD) COPY COLOR: White
 QUANTITY: 1

SYMBOL	X	Y	WID	HT

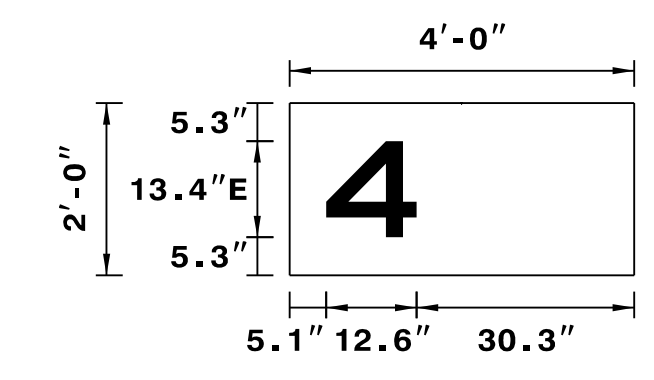
SIGN WIDTH: 4'-0"
 HEIGHT: 2'-0"
 TOTAL AREA: 8.0 Sq.Ft.

BORDER TYPE: N/A
 RECESS: N/A
 WIDTH: N/A
 RADII: N/A

NO. Z BARS: N/A
 LENGTH: N/A

MAT'L: 0.063" ALUMINUM

DESIGN BY: TRT/AHT CHECKED BY: ADK/CAJ
 PROJECT ID: U-2525C DIV: 07 DATE: Oct 2017



Spacing Factor is 1 unless specified otherwise


NOTES:
 1. Legend shall be direct applied Grade A reflective sheeting.
 2. Background shall be Grade C reflective sheeting.

LETTER POSITIONS

Letter spacings are to start of next letter

Letter spacings are to start of next letter													Series/Size
													Text Length
													E 2000
													12.6

APPROVED: Charles A. Johnson, III
DocuSigned by: Charles A. Johnson, III
 S8A1565847E5A8E...
 DATE: 12/15/2017



**DOCUMENT NOT CONSIDERED FINAL
 UNLESS ALL SIGNATURES COMPLETED**

SIGN NUMBER: See Below BACKG COLOR: N/A
 TYPE: OVERLAY (OVHD) COPY COLOR: N/A
 QUANTITY: 7

SYMBOL	X	Y	WID	HT
M1_1	0	0	60	48


SIGN WIDTH: 5'-0"
 HEIGHT: 4'-0"
 TOTAL AREA: 20.0 Sq.Ft.

BORDER TYPE: N/A
 RECESS: N/A
 WIDTH: N/A
 RADII: N/A

MAT'L: 0.032" ALUMINUM

NO. Z BARS: N/A
 LENGTH: N/A

DESIGN BY: TRT/AHT CHECKED BY: ADK/CAJ
 PROJECT ID: U-2525C DIV: 07 DATE: Oct 2017



SIGN NUMBER: 6008,6010,6012,6018,6020,6021,6022

NOTES:
 1. Shields shall be Grade A reflective sheeting on 0.032" aluminum and demountable.

LETTER POSITIONS

Letter spacings are to start of next letter

Letter spacings are to start of next letter															Series/Size	
															Text Length	

SIGN NUMBER: 6009,6011,6013 BACKG COLOR: Green
 TYPE: OVERLAY (OVHD) COPY COLOR: White
 QUANTITY: 3

SYMBOL	X	Y	WID	HT

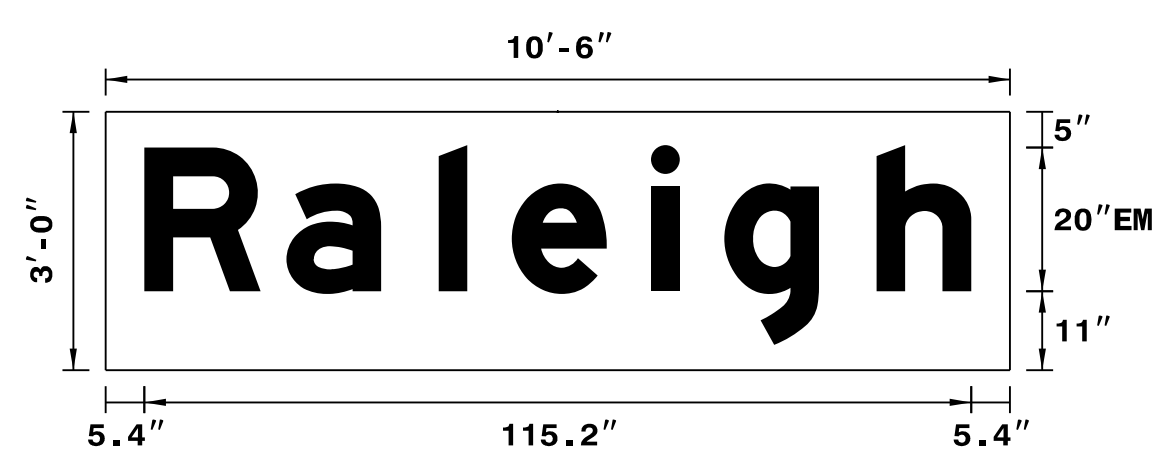
SIGN WIDTH: 10'-6"
 HEIGHT: 3'-0"
 TOTAL AREA: 31.5 Sq.Ft.

BORDER TYPE: N/A
 RECESS: N/A
 WIDTH: N/A
 RADII: N/A

MAT'L: 0.063" ALUMINUM

NO. Z BARS: N/A
 LENGTH: N/A

DESIGN BY: TRT/AHT CHECKED BY: ADK/CAJ
 PROJECT ID: U-2525C DIV: 07 DATE: Oct 2017



Spacing Factor is 1 unless specified otherwise

NOTES:
 1. Legend shall be direct applied Grade A reflective sheeting.
 2. Background shall be Grade C reflective sheeting.

LETTER POSITIONS

Letter spacings are to start of next letter

Letter spacings are to start of next letter															Series/Size
															Text Length
	R	a	l	e	i	g	h								
5.4	19.8	21.2	10.2	19.4	10.2	21.2	13.2	5.4							

SIGN NUMBER: 6014,6017,6025 BACKG COLOR: Green
 TYPE: OVERLAY (OVHD) COPY COLOR: N/A
 QUANTITY: 3

SYMBOL	X	Y	WID	HT

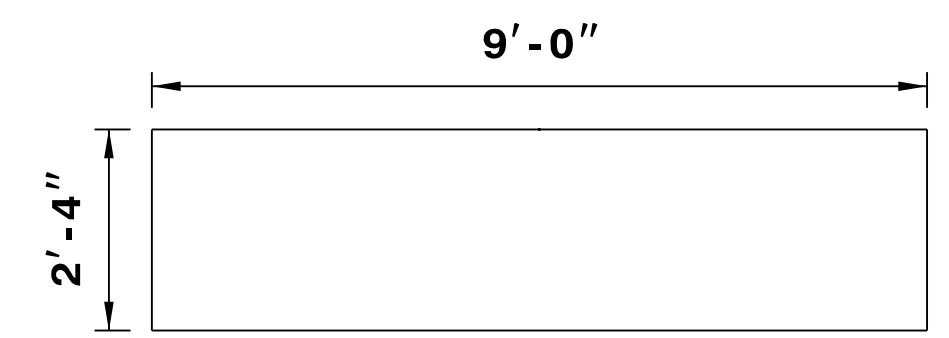
SIGN WIDTH: 9'-0"
 HEIGHT: 2'-4"
 TOTAL AREA: 21.0 Sq.Ft.

BORDER TYPE: N/A
 RECESS: N/A
 WIDTH: N/A
 RADII: N/A

MAT'L: 0.063" ALUMINUM

NO. Z BARS: N/A
 LENGTH: N/A

DESIGN BY: TRT/AHT CHECKED BY: ADK/CAJ
 PROJECT ID: U-2525C DIV: 07 DATE: Oct 2017



Spacing Factor is 1 unless specified otherwise

NOTES:
 1. Background shall be Grade C reflective sheeting.

LETTER POSITIONS

Letter spacings are to start of next letter

Letter spacings are to start of next letter															Series/Size
															Text Length

SIGN NUMBER: 6019 BACKG COLOR: Green
 TYPE: OVERLAY (OVHD) COPY COLOR: White
 QUANTITY: 1

SYMBOL	X	Y	WID	HT

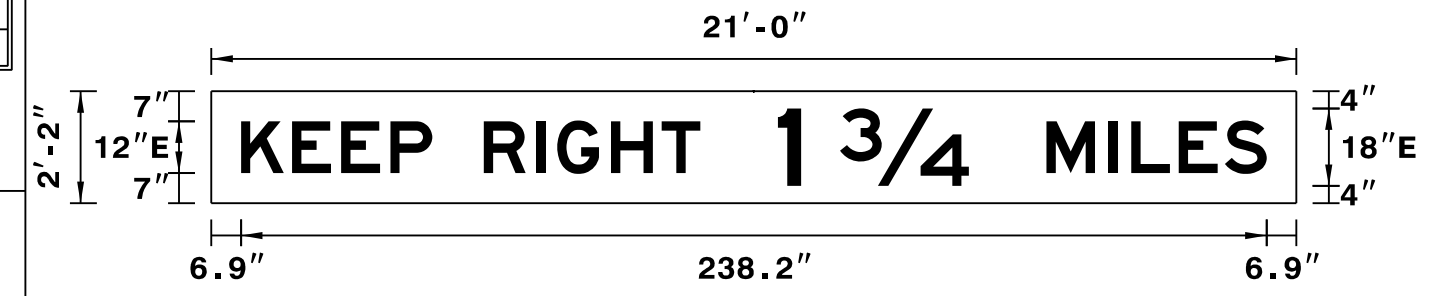
SIGN WIDTH: 21'-0"
 HEIGHT: 2'-2"
 TOTAL AREA: 45.5 Sq.Ft.

BORDER TYPE: N/A
 RECESS: N/A
 WIDTH: N/A
 RADII: N/A

MAT'L: 0.063" ALUMINUM

NO. Z BARS: N/A
 LENGTH: N/A

DESIGN BY: TRT/AHT CHECKED BY: ADK/CAJ
 PROJECT ID: U-2525C DIV: 07 DATE: Oct 2017




Spacing Factor is 1 unless specified otherwise

NOTES:
 1. Legend shall be direct applied Grade A reflective sheeting.
 2. Background shall be Grade C reflective sheeting.

LETTER POSITIONS

Letter spacings are to start of next letter

Letter spacings are to start of next letter															Series/Size							
															Text Length							
	K	E	E	P		R	I	G	H	T	1	3/4	M	I	L	E	S					
6.9	11.9	11.4	11.4	9.7	12	12.1	4.9	12.5	11.8	9	18	5.4	9	30	18	14.4	5.3	11	10.7	9.7	6.9	

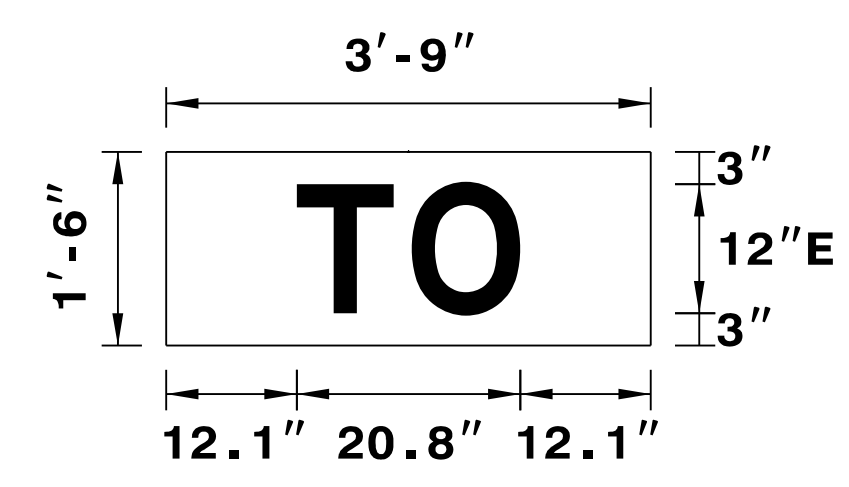


DOCUMENT NOT CONSIDERED FINAL UNLESS ALL SIGNATURES COMPLETED

SIGN NUMBER: 6026,6029 BACKG COLOR: Green TYPE: OVERLAY (OVHD) COPY COLOR: White QUANTITY: 2

NOTES: 1. Legend shall be direct applied Grade A reflective sheeting. 2. Background shall be Grade C reflective sheeting.

DESIGN BY: TRT/AHT PROJECT ID: U-2525C CHECKED BY: ADK/CAJ DIV: 07 DATE: Oct 2017



Spacing Factor is 1 unless specified otherwise

LETTER POSITIONS table for 'TO' sign with columns for letter, text length, and series/size.

SIGN NUMBER: 6028 BACKG COLOR: Green TYPE: OVERLAY (OVHD) COPY COLOR: White QUANTITY: 1

NOTES: 1. Legend shall be direct applied Grade A reflective sheeting. 2. Background shall be Grade C reflective sheeting.

DESIGN BY: TRT/AHT PROJECT ID: U-2525C CHECKED BY: ADK/CAJ DIV: 07 DATE: Oct 2017



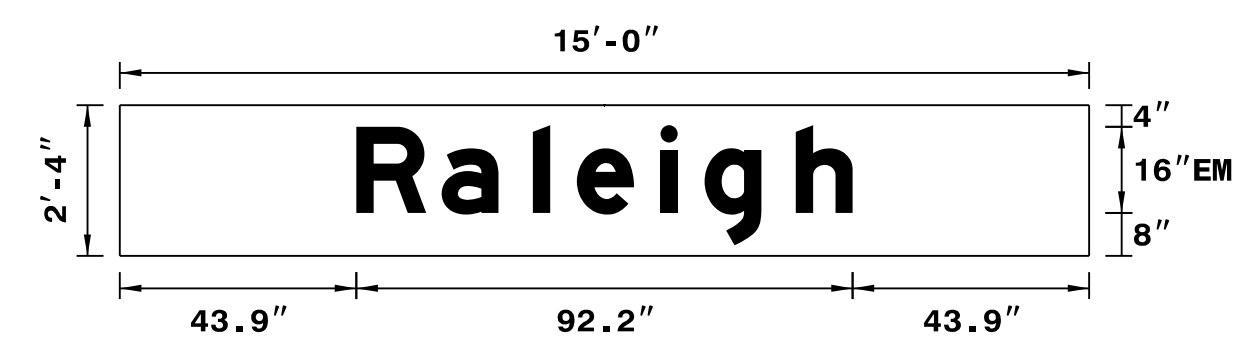
Spacing Factor is 1 unless specified otherwise

LETTER POSITIONS table for 'Raleigh' sign with columns for letter, text length, and series/size.

SIGN NUMBER: 6031 BACKG COLOR: Green TYPE: OVERLAY (OVHD) COPY COLOR: White QUANTITY: 1

NOTES: 1. Legend shall be direct applied Grade A reflective sheeting. 2. Background shall be Grade C reflective sheeting.

DESIGN BY: TRT/AHT PROJECT ID: U-2525C CHECKED BY: ADK/CAJ DIV: 07 DATE: Oct 2017



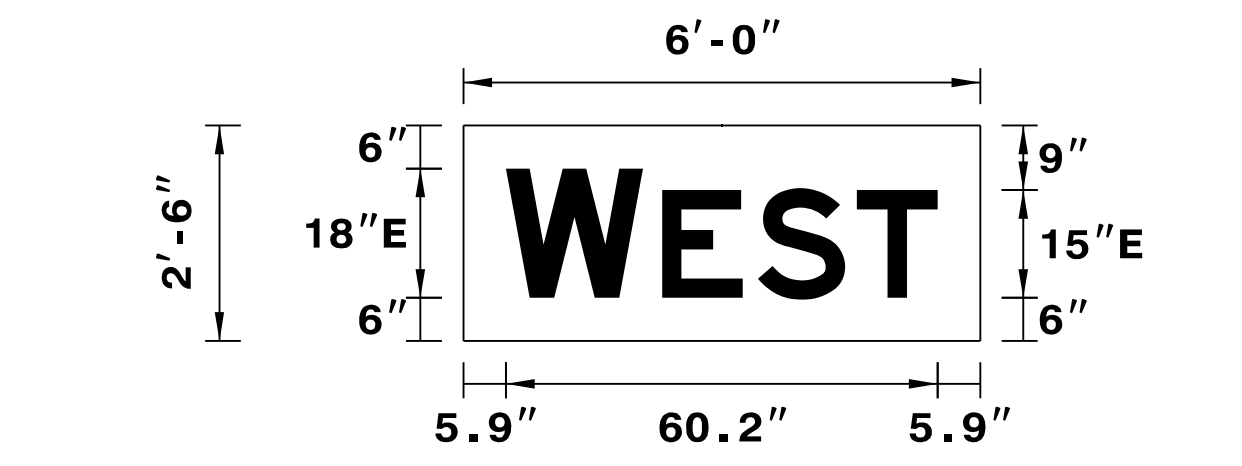
Spacing Factor is 1 unless specified otherwise

LETTER POSITIONS table for 'Raleigh' sign with columns for letter, text length, and series/size.

SIGN NUMBER: See Below BACKG COLOR: Green TYPE: OVERLAY (OVHD) COPY COLOR: White QUANTITY: 7

NOTES: 1. Legend shall be direct applied Grade A reflective sheeting. 2. Background shall be Grade C reflective sheeting.

DESIGN BY: TRT/AHT PROJECT ID: U-2525C CHECKED BY: ADK/CAJ DIV: 07 DATE: Oct 2017



SIGN NUMBER: 6032,6034,6036,6038,6040,6044,6046 Spacing Factor is 1 unless specified otherwise


LETTER POSITIONS table for 'WEST' sign with columns for letter, text length, and series/size.



HNTB NORTH CAROLINA, P.C. 343 E. Six Forks Road, Suite 200 Raleigh, North Carolina 27609 NC License No: C-1554 (919) 546-8997

SIGN DESIGNS

APPROVED: Charles A. Johnson, III
DocuSigned by: Charles A. Johnson, III
 58A1565847E5A8E
 DATE: 12/15/2017



**DOCUMENT NOT CONSIDERED FINAL
 UNLESS ALL SIGNATURES COMPLETED**

SIGN NUMBER: See Below BACKG COLOR: N/A
 TYPE: OVERLAY (OVHD) COPY COLOR: N/A
 QUANTITY: 10

SYMBOL	X	Y	WID	HT
M1_1	0	0	60	48


SIGN WIDTH: 5'-0"
 HEIGHT: 4'-0"
 TOTAL AREA: 20.0 Sq.Ft.

BORDER TYPE: N/A
 RECESS: N/A
 WIDTH: N/A
 RADII: N/A

MAT'L: 0.032" ALUMINUM

NO. Z BARS: N/A
 LENGTH: N/A

DESIGN BY: TRT/AHT CHECKED BY: ADK/CAJ
 PROJECT ID: U-2525C DIV: 07 DATE: Oct 2017



SIGN NUMBER: 6033,6035,6037,6039,6041,6045,
 6047,6049,6053,6057

NOTES:
 1. Shields shall be Grade A reflective sheeting on 0.032" aluminum and demountable.

LETTER POSITIONS

Letter spacings are to start of next letter

Letter spacings are to start of next letter											Series/Size
											Text Length
											E 2000
											48.8

SIGN NUMBER: 6042 BACKG COLOR: Green
 TYPE: OVERLAY (OVHD) COPY COLOR: White
 QUANTITY: 1

SYMBOL	X	Y	WID	HT

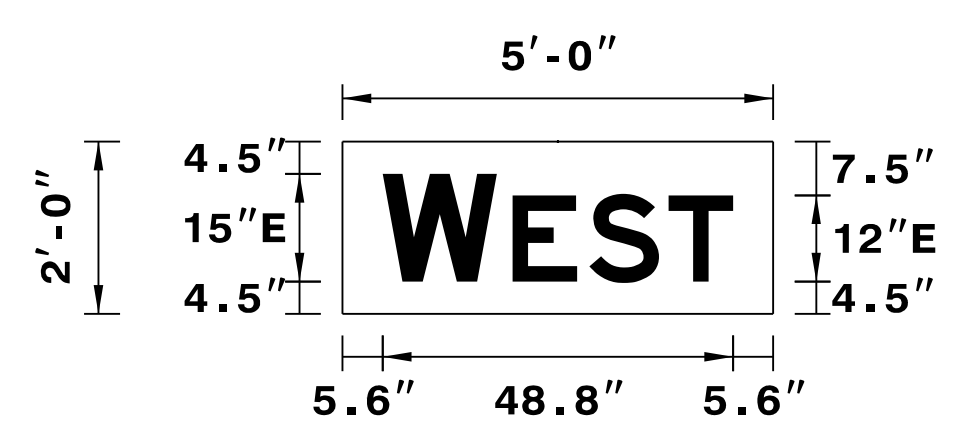
SIGN WIDTH: 5'-0"
 HEIGHT: 2'-0"
 TOTAL AREA: 10.0 Sq.Ft.

BORDER TYPE: N/A
 RECESS: N/A
 WIDTH: N/A
 RADII: N/A

MAT'L: 0.063" ALUMINUM

NO. Z BARS: N/A
 LENGTH: N/A

DESIGN BY: TRT/AHT CHECKED BY: ADK/CAJ
 PROJECT ID: U-2525C DIV: 07 DATE: Oct 2017



NOTES:
 1. Legend shall be direct applied Grade A reflective sheeting.
 2. Background shall be Grade C reflective sheeting.

LETTER POSITIONS

Letter spacings are to start of next letter

Letter spacings are to start of next letter											Series/Size
											Text Length
											E 2000
											48.8

Spacing Factor is 1 unless specified otherwise

SIGN NUMBER: See Below BACKG COLOR: N/A
 TYPE: OVERLAY (OVHD) COPY COLOR: N/A
 QUANTITY: 7

SYMBOL	X	Y	WID	HT
M1_1	0	0	45	36

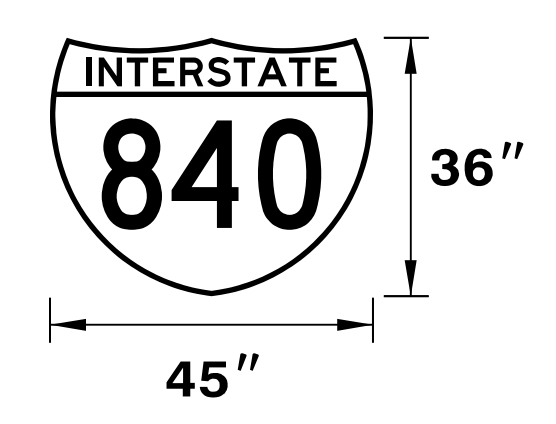
SIGN WIDTH: 3'-9"
 HEIGHT: 3'-0"
 TOTAL AREA: 11.3 Sq.Ft.

BORDER TYPE: N/A
 RECESS: N/A
 WIDTH: N/A
 RADII: N/A

MAT'L: 0.032" ALUMINUM

NO. Z BARS: N/A
 LENGTH: N/A

DESIGN BY: TRT/AHT CHECKED BY: ADK/CAJ
 PROJECT ID: U-2525C DIV: 07 DATE: Oct 2017



SIGN NUMBER: 6043,6063,6065,6067,6069,6070,6072

NOTES:
 1. Shields shall be Grade A reflective sheeting on 0.032" aluminum and demountable.

LETTER POSITIONS

Letter spacings are to start of next letter

Letter spacings are to start of next letter											Series/Size
											Text Length
											E 2000
											26

SIGN NUMBER: 6048,6052,6056 BACKG COLOR: Green
 TYPE: OVERLAY (OVHD) COPY COLOR: White
 QUANTITY: 3

SYMBOL	X	Y	WID	HT

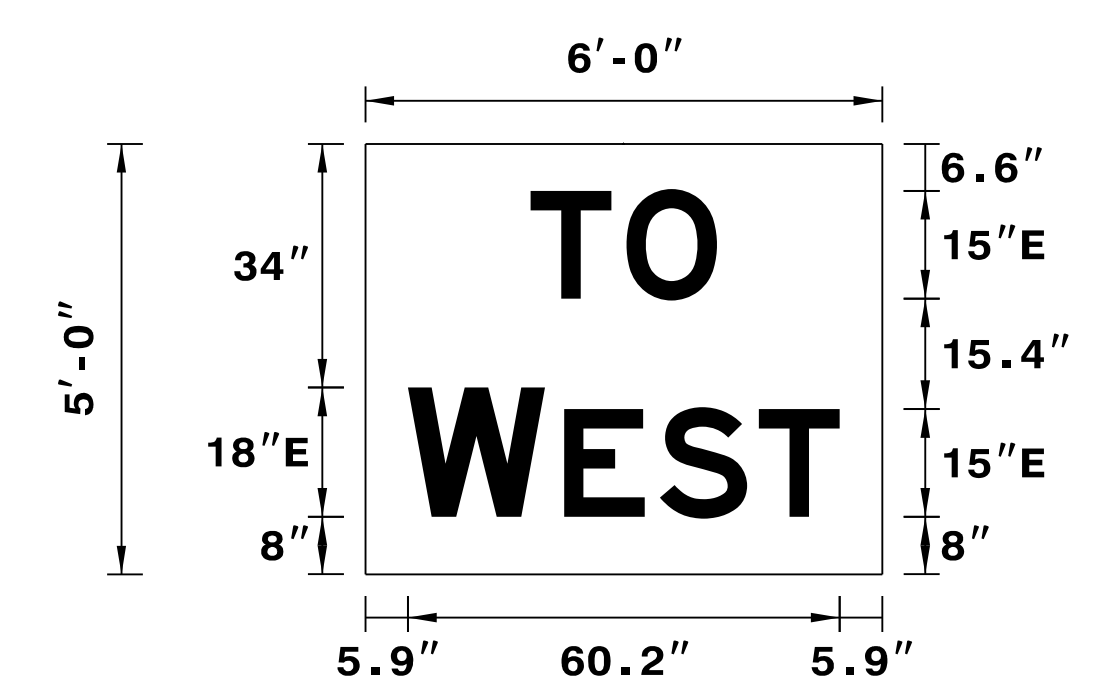
SIGN WIDTH: 6'-0"
 HEIGHT: 5'-0"
 TOTAL AREA: 30.0 Sq.Ft.

BORDER TYPE: N/A
 RECESS: N/A
 WIDTH: N/A
 RADII: N/A

MAT'L: 0.063" ALUMINUM

NO. Z BARS: N/A
 LENGTH: N/A

DESIGN BY: TRT/AHT CHECKED BY: ADK/CAJ
 PROJECT ID: U-2525C DIV: 07 DATE: Oct 2017



NOTES:
 1. Legend shall be direct applied Grade A reflective sheeting.
 2. Background shall be Grade C reflective sheeting.

LETTER POSITIONS

Letter spacings are to start of next letter

Letter spacings are to start of next letter											Series/Size
											Text Length
											E 2000
											26
											E 2000
											60.2

Spacing Factor is 1 unless specified otherwise

APPROVED: Charles A. Johnson, III
DATE: 12/15/2017



DOCUMENT NOT CONSIDERED FINAL UNLESS ALL SIGNATURES COMPLETED

Sign specifications for a 13'-0" wide sign. Includes design details, material (0.063" aluminum), and a diagram showing the sign dimensions.

LETTER POSITIONS table for the 13'-0" sign, with columns for letter spacing and text length.

Sign specifications for a 6'-10" wide sign with the text 'SOUTH'. Includes design details, material (0.063" aluminum), and a diagram showing the sign dimensions.

LETTER POSITIONS table for the 6'-10" sign, with columns for letter spacing and text length.

Sign specifications for an Interstate 840 shield sign. Includes design details, material (0.032" aluminum), and a diagram showing the shield dimensions.

LETTER POSITIONS table for the Interstate 840 shield sign, with columns for letter spacing and text length.

Sign specifications for an 18'-0" wide sign with the text 'Winston-Salem'. Includes design details, material (0.063" aluminum), and a diagram showing the sign dimensions.

LETTER POSITIONS table for the 18'-0" sign, with columns for letter spacing and text length.

APPROVED: Charles A. Johnson, III
DATE: 12/15/2017



DOCUMENT NOT CONSIDERED FINAL
UNLESS ALL SIGNATURES COMPLETED

SIGN NUMBER: See Below BACKG COLOR: Green
TYPE: OVERLAY (OVHD) COPY COLOR: White

SYMBOL	X	Y	WID	HT

QUANTITY: 4

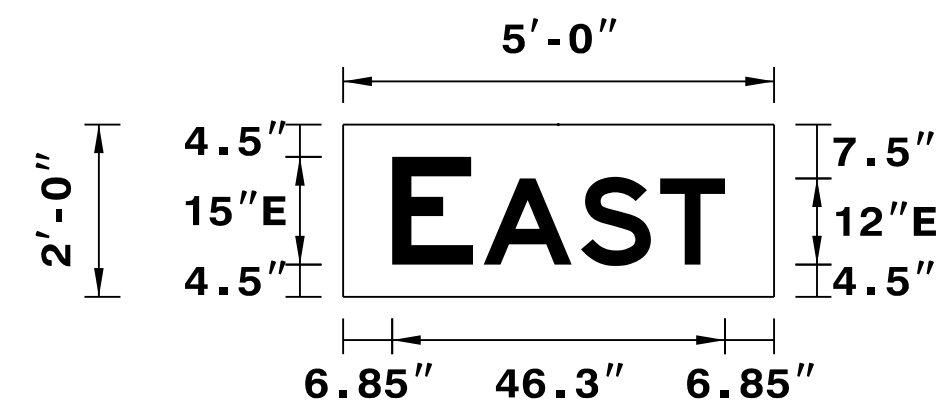
SIGN WIDTH: 5'-0"
HEIGHT: 2'-0"
TOTAL AREA: 10.0 Sq.Ft.

BORDER TYPE: N/A
RECESS: N/A
WIDTH: N/A
RADII: N/A

NO. Z BARS: N/A
LENGTH: N/A

MAT'L: 0.063" ALUMINUM

DESIGN BY: TRT/AHT CHECKED BY: ADK/CAJ
PROJECT ID: U-2525C DIV: 07 DATE: Oct 2017



SIGN NUMBER: 6062,6064,6066,6068 Spacing Factor is 1 unless specified otherwise

LETTER POSITIONS

Letter spacings are to start of next letter											Series/Size	Text Length	
E	A	S	T								E 2000		
6.8	11.3	1.5	13.6	11	9	6.8						46.3	

SIGN NUMBER: 6071,6073 BACKG COLOR: Green
TYPE: OVERLAY (OVHD) COPY COLOR: White

SYMBOL	X	Y	WID	HT

QUANTITY: 2

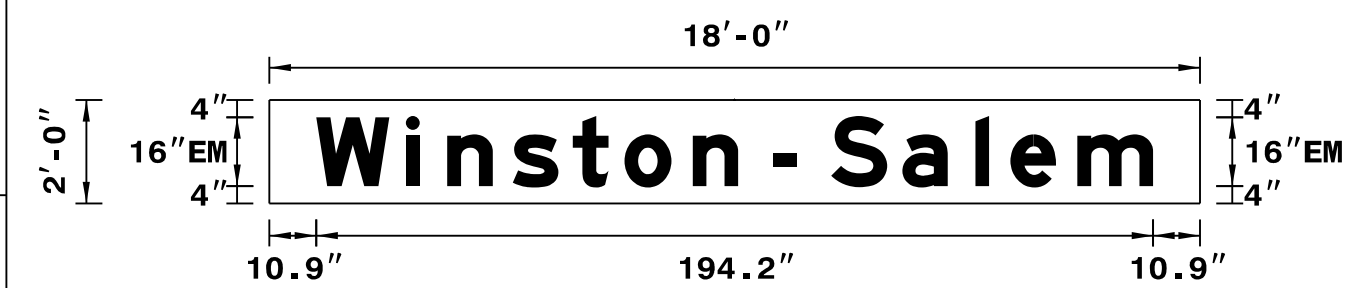
SIGN WIDTH: 18'-0"
HEIGHT: 2'-0"
TOTAL AREA: 36.0 Sq.Ft.

BORDER TYPE: N/A
RECESS: N/A
WIDTH: N/A
RADII: N/A

NO. Z BARS: N/A
LENGTH: N/A

MAT'L: 0.063" ALUMINUM

DESIGN BY: TRT/AHT CHECKED BY: ADK/CAJ
PROJECT ID: U-2525C DIV: 07 DATE: Oct 2017



NOTES:
1. Legend shall be direct applied Grade A reflective sheeting.
2. Background shall be Grade C reflective sheeting.

LETTER POSITIONS

Letter spacings are to start of next letter																		Series/Size	Text Length	
W	i	n	s	t	o	n	-	S	a	l	e	m						EM 2000		
10.9	20.8	9.6	15.2	13.9	12	15.8	10.6	8	5.6	8	16.5	17	8.2	15.5	17.6	10.9		194.2		

SIGN NUMBER: 6101,6103 BACKG COLOR: N/A
TYPE: OVERLAY (OVHD) COPY COLOR: N/A

SYMBOL	X	Y	WID	HT
M1_4	0	0	30	24

QUANTITY: 2

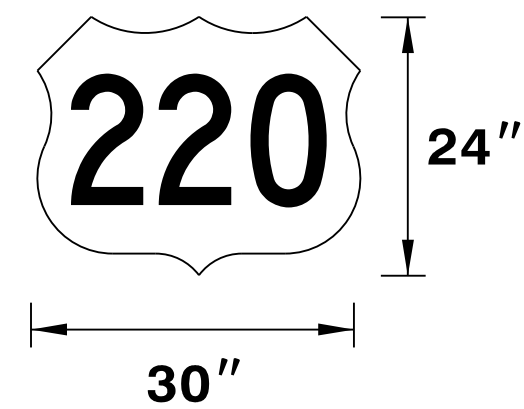
SIGN WIDTH: 2'-6"
HEIGHT: 2'-0"
TOTAL AREA: 5.0 Sq.Ft.

BORDER TYPE: N/A
RECESS: N/A
WIDTH: N/A
RADII: N/A

NO. Z BARS: N/A
LENGTH: N/A

MAT'L: 0.032" ALUMINUM

DESIGN BY: TRT/AHT CHECKED BY: ADK/CAJ
PROJECT ID: U-2525C DIV: 07 DATE: Oct 2017



NOTES:
1. Shields shall be Grade A reflective sheeting on 0.032" aluminum and demountable.

LETTER POSITIONS

Letter spacings are to start of next letter											Series/Size	Text Length	

SIGN NUMBER: See Below BACKG COLOR: Green
TYPE: OVERLAY (OVHD) COPY COLOR: N/A

SYMBOL	X	Y	WID	HT

QUANTITY: 3

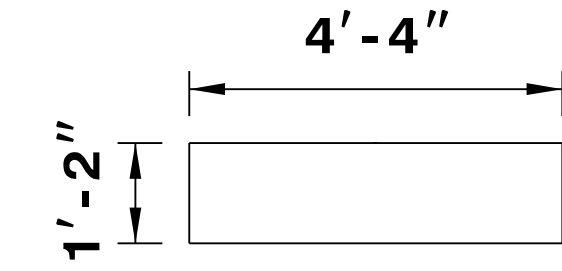
SIGN WIDTH: 4'-4"
HEIGHT: 1'-2"
TOTAL AREA: 5.1 Sq.Ft.

BORDER TYPE: N/A
RECESS: N/A
WIDTH: N/A
RADII: N/A

NO. Z BARS: N/A
LENGTH: N/A

MAT'L: 0.063" ALUMINUM

DESIGN BY: TRT/AHT CHECKED BY: ADK/CAJ
PROJECT ID: U-2525C DIV: 07 DATE: Oct 2017



NOTES:
1. Background shall be Grade C reflective sheeting.

LETTER POSITIONS

Letter spacings are to start of next letter																		Series/Size	Text Length	

APPROVED: Charles A. Johnson, III
DocuSigned by: Charles A. Johnson, III
 SA1505847E5A06

DATE: 12/15/2017

SEAL



DOCUMENT NOT CONSIDERED FINAL UNLESS ALL SIGNATURES COMPLETED

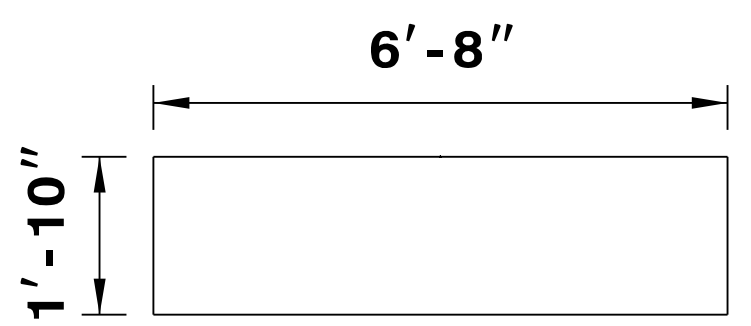
SIGN NUMBER: See Below
 TYPE: OVERLAY (OVHD)
 QUANTITY: 6
 SIGN WIDTH: 6'-8"
 HEIGHT: 1'-10"
 TOTAL AREA: 12.2 Sq.Ft.
 BORDER TYPE: N/A
 RECESS: N/A
 WIDTH: N/A
 RADII: N/A
 NO. Z BARS: N/A
 LENGTH: N/A

MAT'L: 0.063" ALUMINUM

NOTES:

1. Background shall be Grade C reflective sheeting.

DESIGN BY: TRT/AHT
 PROJECT ID: U-2525C
 CHECKED BY: ADK/CAJ
 DIV: 07
 DATE: Oct 2017



SIGN NUMBER: 6104,6105,6116,6119,6120,6140

LETTER POSITIONS

Letter spacings are to start of next letter													Series/Size
													Text Length

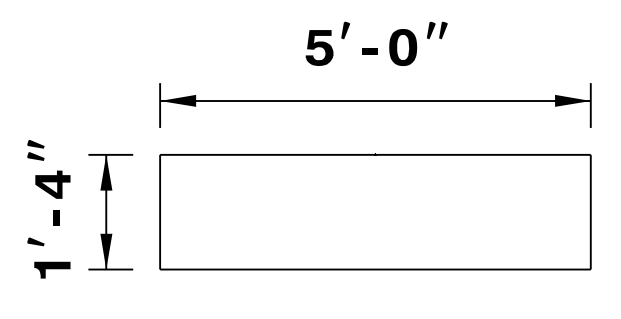
SIGN NUMBER: 6113
 TYPE: OVERLAY (OVHD)
 QUANTITY: 1
 SIGN WIDTH: 5'-0"
 HEIGHT: 1'-4"
 TOTAL AREA: 6.7 Sq.Ft.
 BORDER TYPE: N/A
 RECESS: N/A
 WIDTH: N/A
 RADII: N/A
 NO. Z BARS: N/A
 LENGTH: N/A

MAT'L: 0.063" ALUMINUM

NOTES:

1. Background shall be Grade C reflective sheeting.

DESIGN BY: TRT/AHT
 PROJECT ID: U-2525C
 CHECKED BY: ADK/CAJ
 DIV: 07
 DATE: Oct 2017



LETTER POSITIONS

Letter spacings are to start of next letter													Series/Size
													Text Length

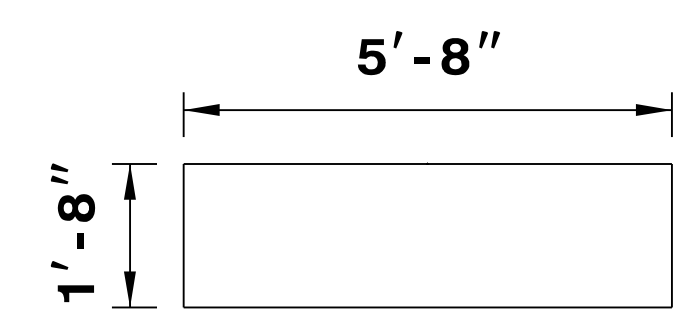
SIGN NUMBER: See Below
 TYPE: OVERLAY (OVHD/OM)
 QUANTITY: 18
 SIGN WIDTH: 5'-8"
 HEIGHT: 1'-8"
 TOTAL AREA: 9.4 Sq.Ft.
 BORDER TYPE: N/A
 RECESS: N/A
 WIDTH: N/A
 RADII: N/A
 NO. Z BARS: N/A
 LENGTH: N/A

MAT'L: 0.063" ALUMINUM

NOTES:

1. Background shall be Grade C reflective sheeting.

DESIGN BY: TRT/AHT
 PROJECT ID: U-2525C
 CHECKED BY: ADK/CAJ
 DIV: 07
 DATE: Oct 2017



OVERHEAD SIGN NUMBER: 6106,6107,6108,6109,6110,6111,6112,6114,6115,6123,6124,6125,6126,6130,6135,6141,6143
 GROUND MOUNTED SIGN NUMBER: 6136

LETTER POSITIONS

Letter spacings are to start of next letter													Series/Size
													Text Length

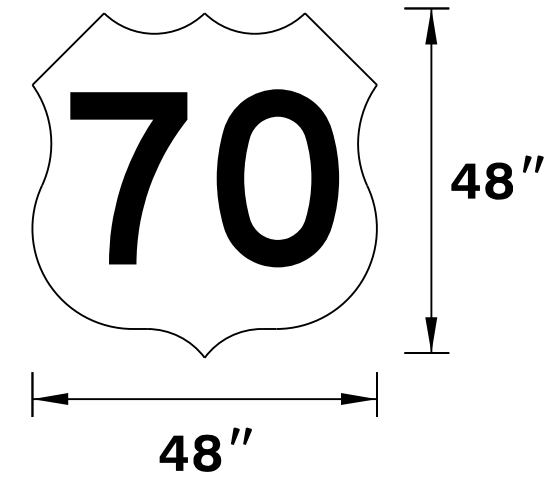
SIGN NUMBER: 6117
 TYPE: OVERLAY (OVHD)
 QUANTITY: 1
 SIGN WIDTH: 4'-0"
 HEIGHT: 4'-0"
 TOTAL AREA: 16.0 Sq.Ft.
 BORDER TYPE: N/A
 RECESS: N/A
 WIDTH: N/A
 RADII: N/A
 NO. Z BARS: N/A
 LENGTH: N/A

MAT'L: 0.032" ALUMINUM

NOTES:


1. Shields shall be Grade A reflective sheeting on 0.032" aluminum and demountable.

DESIGN BY: TRT/AHT
 PROJECT ID: U-2525C
 CHECKED BY: ADK/CAJ
 DIV: 07
 DATE: Oct 2017



LETTER POSITIONS

Letter spacings are to start of next letter													Series/Size
													Text Length

TIP NO. U-2525C	SHEET NO. SIGN-4BB
APPROVED: <u>Charles A. Johnson, III</u> <small>DocuSigned by: Charles A. Johnson, III 6B41565847E5A46</small>	
DATE: 12/15/2017	
SEAL	
	
DOCUMENT NOT CONSIDERED FINAL UNLESS ALL SIGNATURES COMPLETED	

SIGN NUMBER: See Below BACKG COLOR: Green
TYPE: OVERLAY (OVHD) COPY COLOR: N/A

QUANTITY: 2

SYMBOL	X	Y	WID	HT

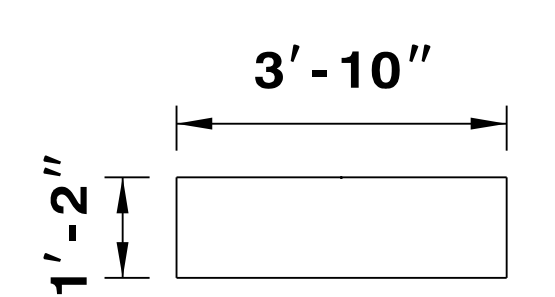
SIGN WIDTH: 3'-10"
HEIGHT: 1'-2"
TOTAL AREA: 4.5 Sq.Ft.

BORDER TYPE: N/A
RECESS: N/A
WIDTH: N/A
RADII: N/A

NO. Z BARS: N/A
LENGTH: N/A

MAT'L: 0.063" ALUMINUM

DESIGN BY: TRT/AHT CHECKED BY: ADK/CAJ
PROJECT ID: U-2525C DIV: 07 DATE: Oct 2017



3'-10"

1'-2"

NOTES:

1. Background shall be Grade C reflective sheeting.

OVERHEAD SIGN NUMBER: 6118
GROUND MOUNTED SIGN NUMBER: 6127

SIGN NUMBER: See Below BACKG COLOR: Green
TYPE: OVERLAY (OVHD) COPY COLOR: N/A

QUANTITY: 6

SYMBOL	X	Y	WID	HT

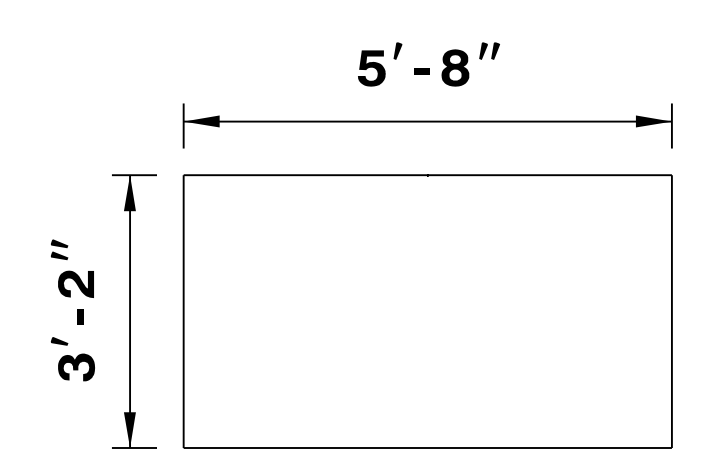
SIGN WIDTH: 5'-8"
HEIGHT: 3'-2"
TOTAL AREA: 17.9 Sq.Ft.

BORDER TYPE: N/A
RECESS: N/A
WIDTH: N/A
RADII: N/A

NO. Z BARS: N/A
LENGTH: N/A

MAT'L: 0.063" ALUMINUM

DESIGN BY: TRT/AHT CHECKED BY: ADK/CAJ
PROJECT ID: U-2525C DIV: 07 DATE: Oct 2017



5'-8"

3'-2"

NOTES:

1. Background shall be Grade C reflective sheeting.

SIGN NUMBER: 6121,6131,6132,6133,6134,6142

LETTER POSITIONS

Letter spacings are to start of next letter

															Series/Size Text Length	

LETTER POSITIONS

Letter spacings are to start of next letter

															Series/Size Text Length	

SIGN NUMBER: 6122 BACKG COLOR: N/A
TYPE: OVERLAY (OVHD) COPY COLOR: N/A

QUANTITY: 1

SYMBOL	X	Y	WID	HT
M1_1	0	0	36	36

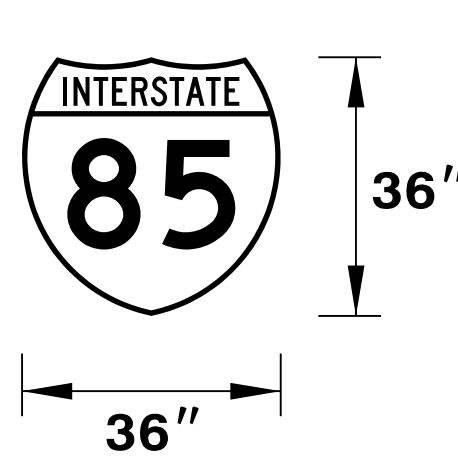
SIGN WIDTH: 3'-0"
HEIGHT: 3'-0"
TOTAL AREA: 9.0 Sq.Ft.

BORDER TYPE: N/A
RECESS: N/A
WIDTH: N/A
RADII: N/A

NO. Z BARS: N/A
LENGTH: N/A

MAT'L: 0.032" ALUMINUM

DESIGN BY: TRT/AHT CHECKED BY: ADK/CAJ
PROJECT ID: U-2525C DIV: 07 DATE: Oct 2017



36"

36"

NOTES:

1. Shields shall be Grade A reflective sheeting on 0.032" aluminum and demountable.

SIGN NUMBER: 6137,6138,6139 BACKG COLOR: Green
TYPE: OVERLAY (OVHD) COPY COLOR: White

QUANTITY: 3

SYMBOL	X	Y	WID	HT

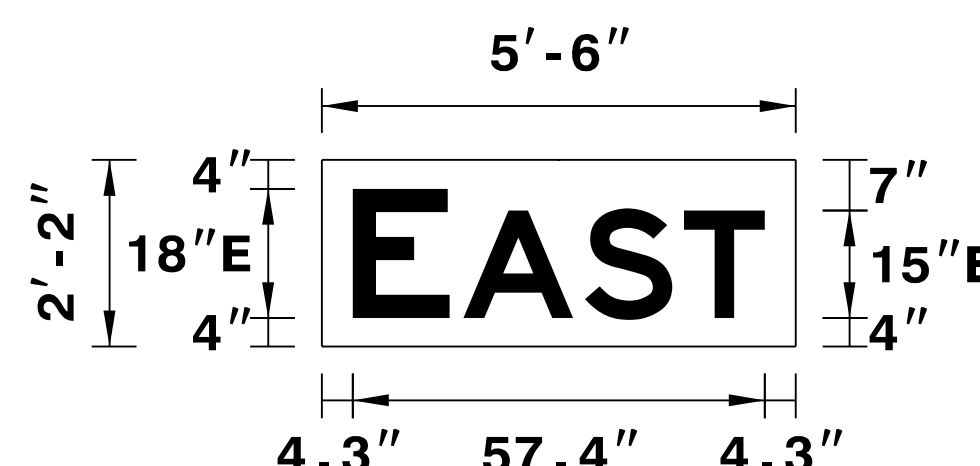
SIGN WIDTH: 5'-6"
HEIGHT: 2'-2"
TOTAL AREA: 11.9 Sq.Ft.

BORDER TYPE: N/A
RECESS: N/A
WIDTH: N/A
RADII: N/A

NO. Z BARS: N/A
LENGTH: N/A

MAT'L: 0.063" ALUMINUM

DESIGN BY: TRT/AHT CHECKED BY: ADK/CAJ
PROJECT ID: U-2525C DIV: 07 DATE: Oct 2017



5'-6"

2'-2"

4"

18" E

7"

4"

4.3" 57.4" 4.3"

NOTES:

1. Legend shall be direct applied Grade A reflective sheeting.
2. Background shall be Grade C reflective sheeting.

Spacing Factor is 1 unless specified otherwise

LETTER POSITIONS

Letter spacings are to start of next letter

															Series/Size Text Length	

LETTER POSITIONS

Letter spacings are to start of next letter

															Series/Size Text Length		
	E	A	S	T													E 2000 57.4
	4.3	13.5	1.9	17	13.8	11.3	4.3										