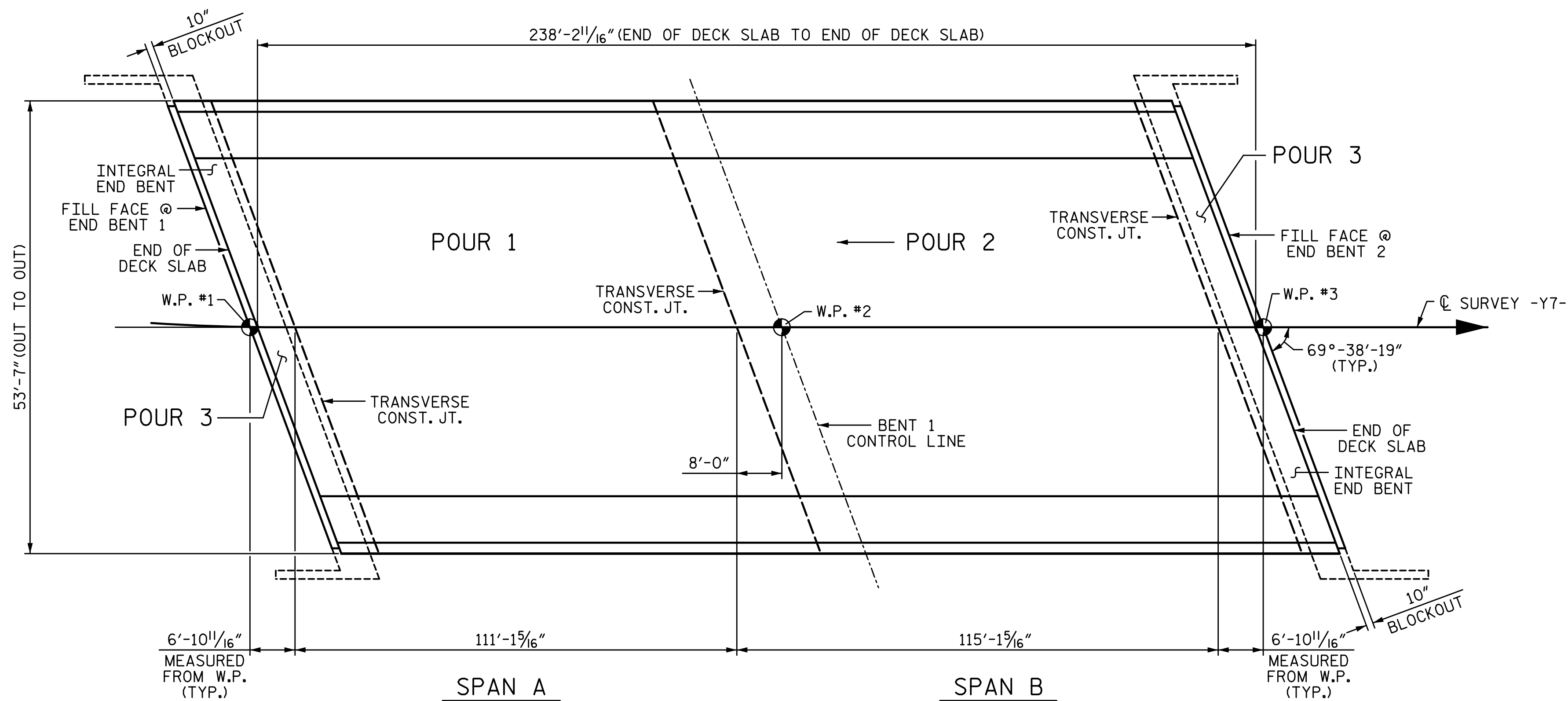
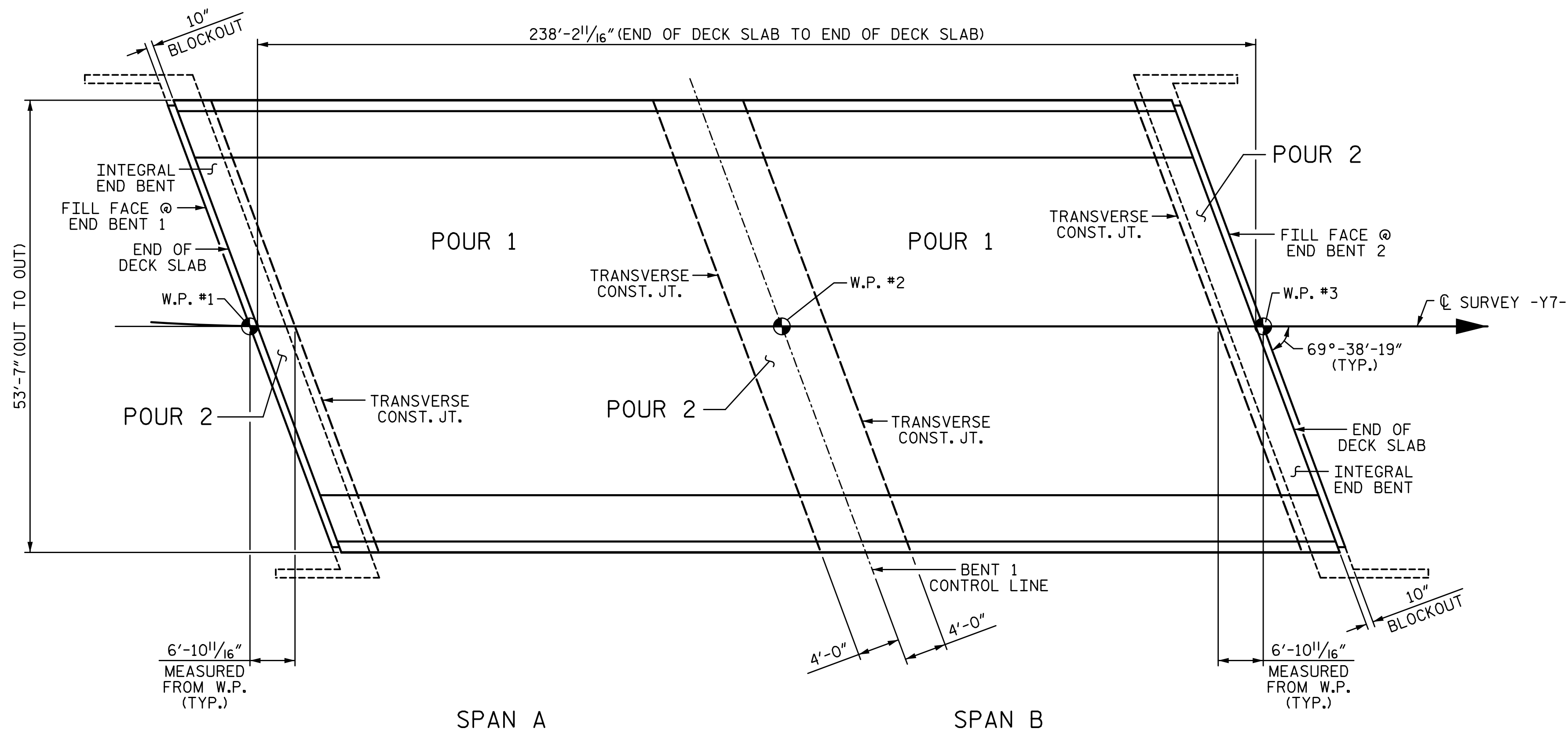


5/24/2017 1:05:29 PM G:\Projects\2016\U-2525C (Greensboro Eastern Loop)\Structures\Site 9\Drawings\Final\U2525C_SMU_BM_SITE9.dgn

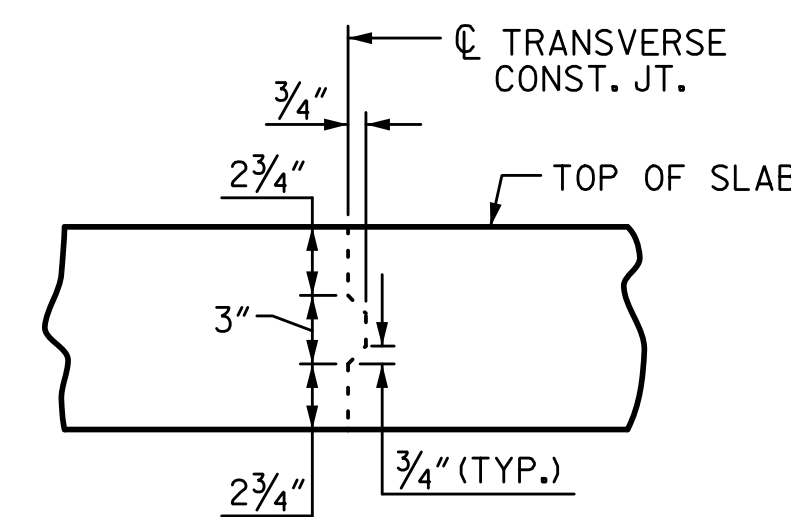


**LAYOUT FOR COMPUTING AREA OF REINFORCED
CONCRETE DECK SLAB & POUR SEQUENCE**
SQ. FT. = 12,765



OPTIONAL POUR SEQUENCE

POUR 2 SHALL NOT BE STARTED UNTIL BOTH
ADJACENT 1 POURS REACH A MINIMUM OF 3000 PSI



**TRANSVERSE CONSTRUCTION
JOINT DETAIL**

NOTE: REINFORCING STEEL IN SLAB NOT SHOWN.
LONGITUDINAL REINFORCING STEEL SHALL BE
CONTINUOUS THRU JOINT

PROJECT NO. U-2525C
GUILFORD COUNTY
STATION: 25+52.71 -Y7-

SHEET 2 OF 2

STATE OF NORTH CAROLINA
DEPARTMENT OF TRANSPORTATION
RALEIGH
SUPERSTRUCTURE

BILL OF MATERIAL

PLANS PREPARED BY:

SIMPSON
ENGINEERS
& ASSOCIATES
5640 Dillard Drive
Suite 200
Cary, NC 27518
(919) 852-0468
(919) 852-0598 (Fax)
www.simpsonengr.com
LICENSURE NO. C-2521



REVISIONS

NO.	BY:	DATE:	NO.	BY:	DATE:
1			3		
2			4		

SHEET NO.
S10-23
TOTAL SHEETS
36

DRAWN BY: S.D. COOPER DATE: 3-17
CHECKED BY: T.J. BEACH DATE: 3-17
DESIGN ENGINEER OF RECORD: T.J. BEACH DATE: 3-17

**DOCUMENT NOT CONSIDERED FINAL
UNLESS ALL SIGNATURES COMPLETED**