DocuSign Envelope ID: 100B11A8-CD44-41C0-8CE2-AF532C8241B6

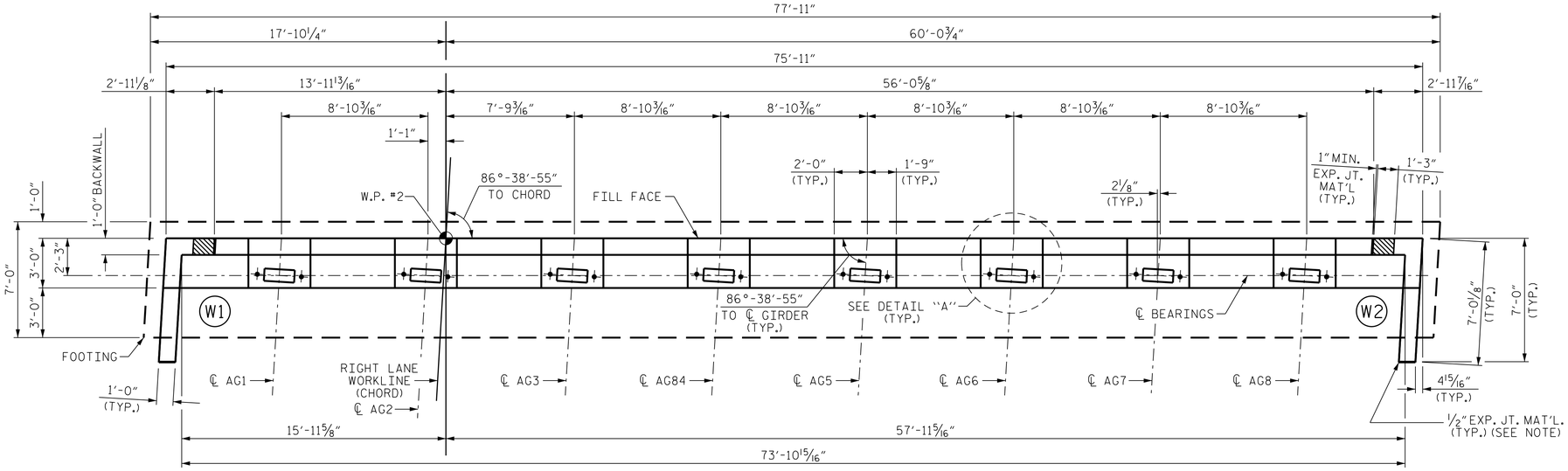


## PLAN

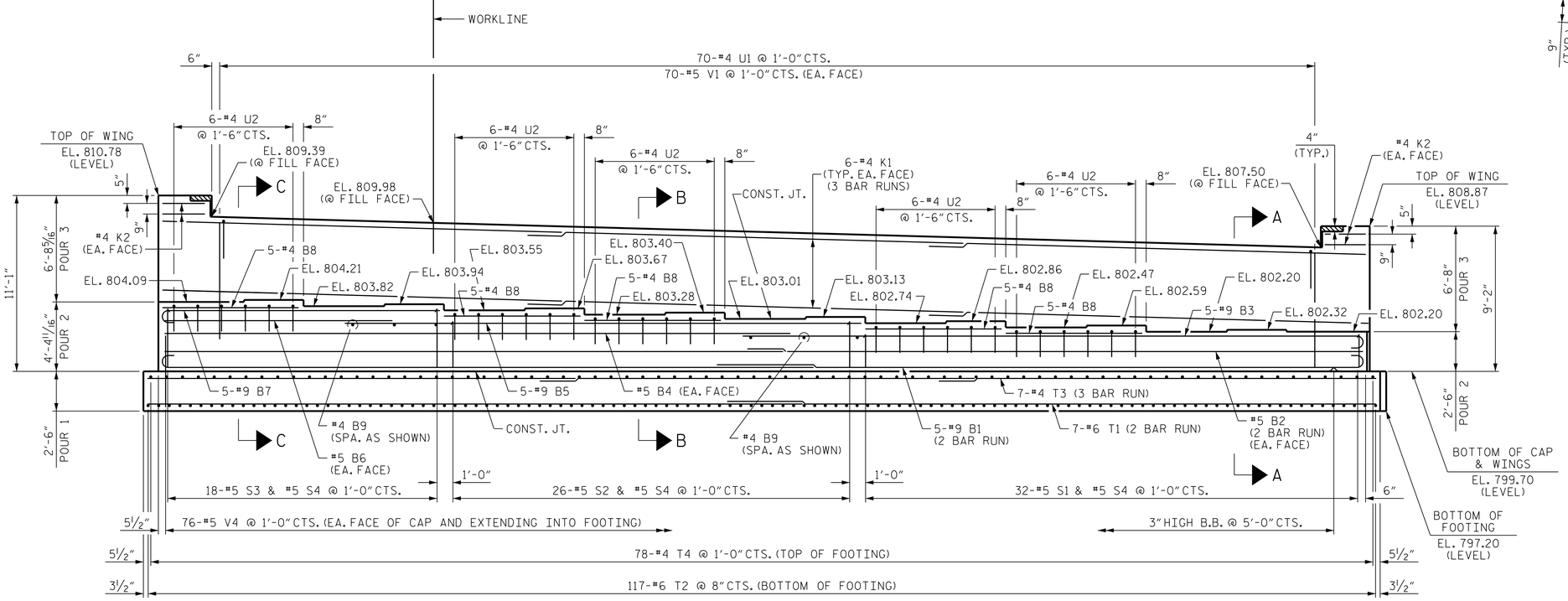


## ELEVATION

## NOTES:

FOR SECTIONS A-A, B-B, & C-C SEE SHEET 3 OF 4.

½" EXPANSION JOINT MATERIAL IS TO BE PLACED BETWEEN WINGWALLS AND MSE WALLS.

THE TOP SURFACE AREAS OF THE END BENT CAP SHALL BE CURED IN ACCORDANCE WITH THE STANDARD SPECIFICATIONS EXCEPT THE MEMBRANE CURING COMPOUND METHOD SHALL NOT BE USED.

THE TOP SURFACE OF THE CAP EXCEPT THE BRIDGE SEAT BUILDUPS SHALL BE SLOPED TRANSVERSELY FROM THE FILL FACE TO THE BACK FACE AT THE RATE OF 2%.

STIRRUPS IN CAP MAY BE SHIFTED AS NECESSARY TO CLEAR ANCHOR BOLTS.

BACKWALL SHALL BE PLACED BEFORE APPLYING THE EPOXY PROTECTIVE COATING.

THE MSE WALL IS NOT SHOWN, FOR MSE WALL AND MSE REINFORCING STRAPS, SEE MSE WALL PLANS AND SPECIAL PROVISIONS.

THE CONCRETE IN THE SHADED AREA OF THE WING SHALL BE POURED AFTER THE BARRIER RAILS ARE CAST IF SLIP FORMING IS USED.

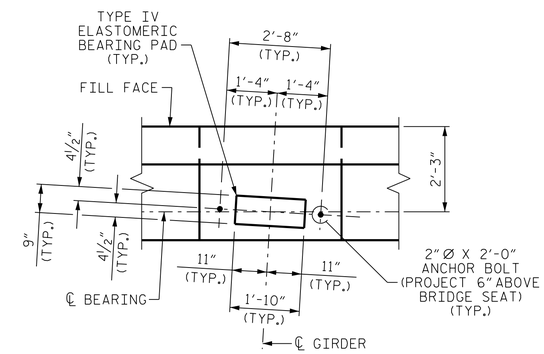


## DETAIL "A"

(TYP. EA. GIRDER)

### SPLICE CHART

| |
|---|
| #9 B1 SPLICE LENGTH = 6'-3" |
| #5 B2 SPLICE LENGTH = 3'-0" |
| #5 B4 SPLICE LENGTH = 3'-0" |
| #5 B6 SPLICE LENGTH = 3'-0" |
| #4 K1 SPLICE LENGTH = 2'-5" |
| #6 T1 SPLICE LENGTH = 3'-10" |
| #4 T3 SPLICE LENGTH = 2'-5" |

PROJECT NO. U-2525C

GUILFORD COUNTY

STATION: 470+43.12 -L-

SHEET 1 OF 4

STATE OF NORTH CAROLINA
DEPARTMENT OF TRANSPORTATION
RALEIGH

SUBSTRUCTURE

END BENT 2

RIGHT LANE

PLANS PREPARED BY:

SIMPSON ENGINEERS & ASSOCIATES
5640 Dillard Drive
Suite 200
Cary, NC 27518
(919) 852-0468
(919) 852-0598 (Fax)
www.simpsonengr.com
LICENSURE NO. C-2521

NORTH CAROLINA PROFESSIONAL SEAL 027309 ENGINEER MARK A. AVERETTE
9/13/2017

DOCUMENT NOT CONSIDERED FINAL UNLESS ALL SIGNATURES COMPLETED

| REVISIONS | | | | | | | SHEET NO. |
|---|---|---|---|---|---|---|---|
| NO. | BY: | DATE: | NO. | BY: | DATE: | | S9-27 |
| 1 | | | 3 | | | | TOTAL SHEETS |
| 2 | | | 4 | | | | 32 |

DRAWN BY: R. SEALEY DATE: 8-17
CHECKED BY: M.A. AVERETTE DATE: 8-17
DESIGN ENGINEER OF RECORD: M.A. AVERETTE DATE: 8-17

$DATE$ $TIME$ $FILE$