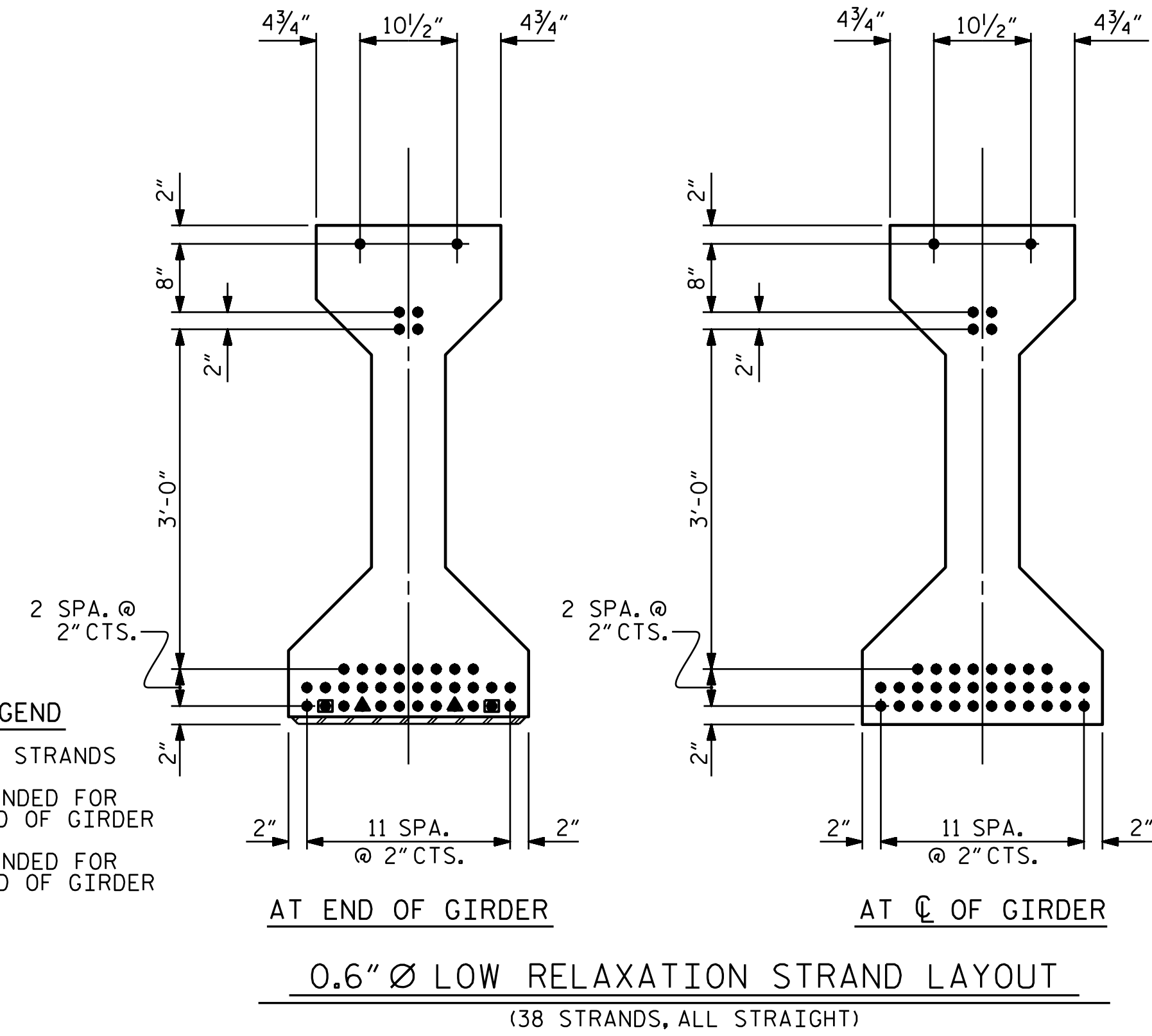


* FOR S7 BARS, SEE
DETAIL "A" OF
PRESTRESSED
CONCRETE GIRDER
CONTINUOUS FOR LIVE
LOAD DETAILS SHEET

- DEBONDING LEGEND**
- FULLY BONDED STRANDS
 - ▲ STRANDS DEBONDED FOR 4'-0" FROM END OF GIRDER
 - STRANDS DEBONDED FOR 6'-0" FROM END OF GIRDER



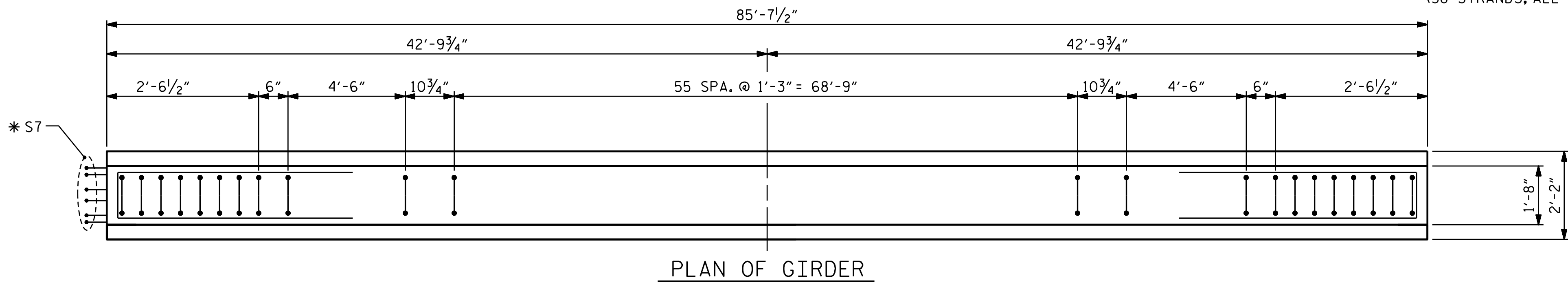
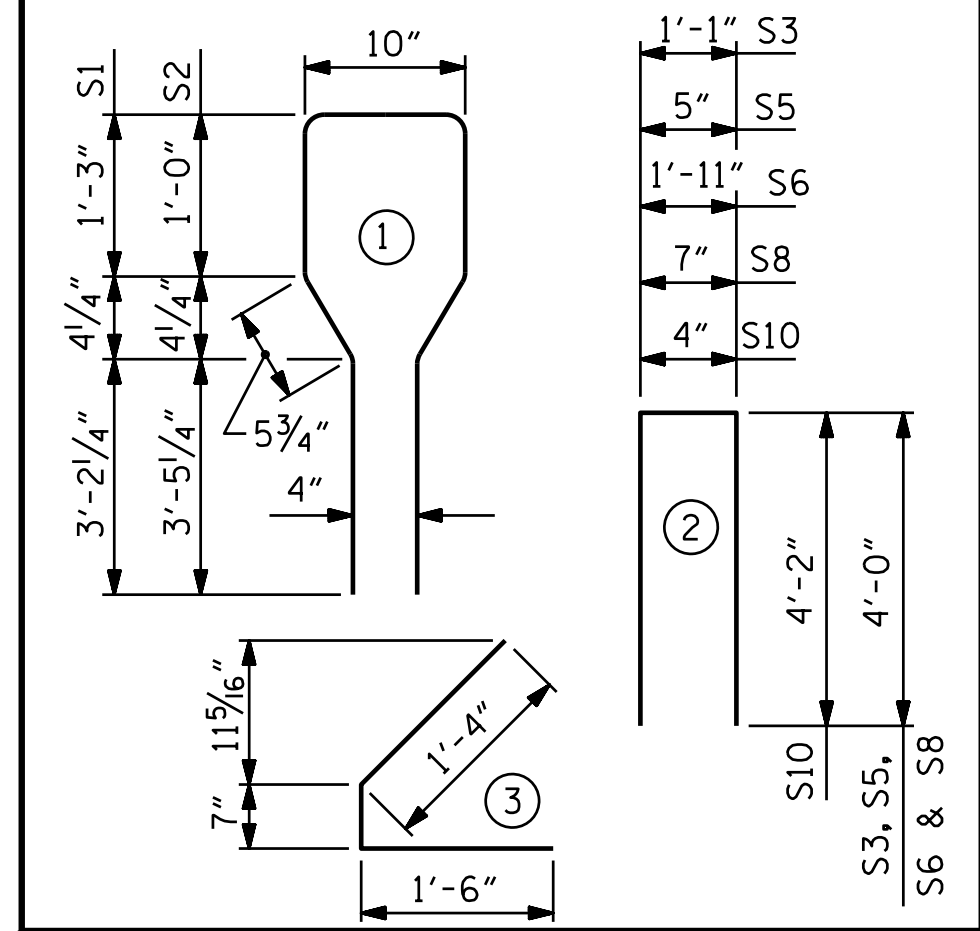
| 0.6" Ø L. R. GRADE 270 STRANDS | | |
|--------------------------------|---|---|
| AREA (SQUARE INCHES) | ULTIMATE STRENGTH (LBS. PER STRAND) | APPLIED PRESTRESS (LBS. PER STRAND) |
| 0.217 | 58,600 | 43,950 |

| REINFORCING STEEL FOR ONE GIRDER | | | | | |
|----------------------------------|--------|------|------|--------|--------|
| BAR | NUMBER | SIZE | TYPE | LENGTH | WEIGHT |
| S1 | 76 | #4 | 1 | 10'-8" | 542 |
| S2 | 16 | #6 | 1 | 10'-8" | 256 |
| S3 | 4 | #4 | 2 | 9'-1" | 24 |
| S4 | 72 | #4 | 3 | 3'-5" | 164 |
| S5 | 6 | #4 | 2 | 8'-5" | 34 |
| S6 | 1 | #4 | 2 | 9'-11" | 7 |
| * S7 | 6 | #5 | STR | 3'-8" | 23 |
| S8 | 4 | #4 | 2 | 8'-7" | 23 |
| S9 | 1 | #3 | STR | 1'-10" | 1 |
| EXTERIOR GDR. S10 | 2 | #5 | 2 | 8'-8" | 18 |
| INTERIOR GDR. S10 | 4 | #5 | 2 | 8'-8" | 36 |
| EXTERIOR GDR. S11 | 5 | #4 | STR | 7'-0" | 23 |
| INTERIOR GDR. S12 | 5 | #4 | STR | 12'-2" | 41 |

* NOTE: S7 BARS SHALL BE BENT BEFORE SHIPMENT. HEAT BENDING SHALL NOT BE ALLOWED.

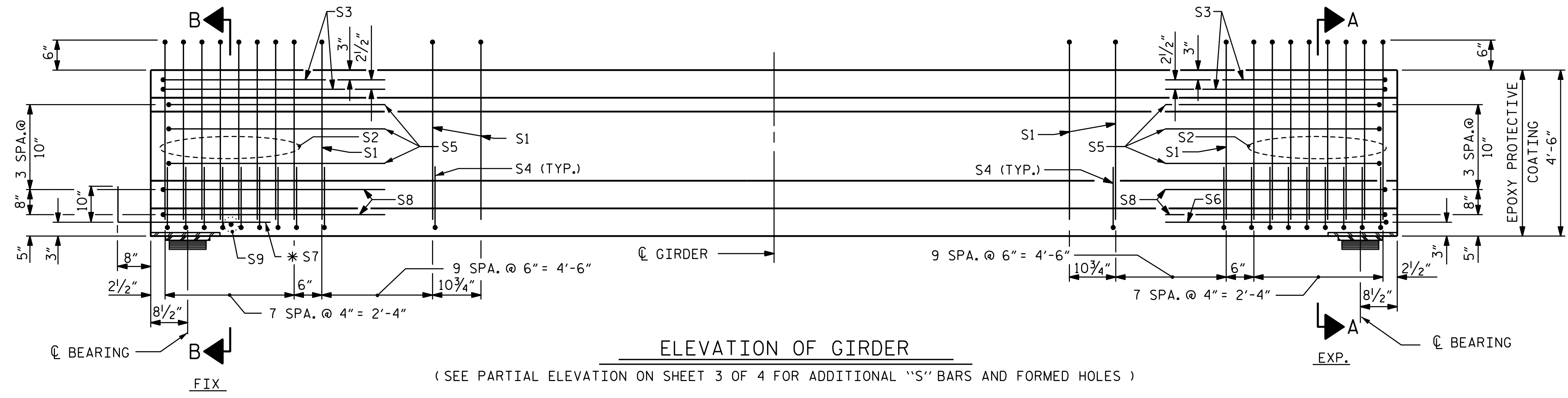
BAR TYPES

ALL BAR DIMENSIONS ARE OUT-TO-OUT



| QUANTITIES FOR ONE GIRDER | | | |
|---------------------------|----------------------|-----------------------|-------------------------|
| | REINFORCING STEEL | 8,500 PSI CONCRETE | 0.6" Ø L. R. STRANDS |
| | LB. | C.Y. | No. |
| EXTERIOR GIRDER | 1,115 | 17.4 | 38 |
| INTERIOR GIRDER | 1,151 | 17.4 | 38 |

| GIRDERS REQUIRED | | |
|------------------|------------|--------------|
| NUMBER | LENGTH | TOTAL LENGTH |
| 5 | 85'-7 1/2" | 428.13' |



(SEE PARTIAL ELEVATION ON SHEET 3 OF 4 FOR ADDITIONAL "S" BARS AND FORMED HOLES)

PROJECT NO. U-2525C
GUILFORD COUNTY
STATION: 22+29.98 -Y5-

SHEET 2 OF 4

STATE OF NORTH CAROLINA
DEPARTMENT OF TRANSPORTATION
RALEIGH


AASHTO TYPE IV
PRESTRESSED CONCRETE GIRDER
CONTINUOUS FOR LIVE LOAD

SPAN B

| REVISIONS | | | | | | SHEET NO. | |
|-----------|-----|-------|-----|-----|-------|--------------|--|
| NO. | BY: | DATE: | NO. | BY: | DATE: | S7-11 | |
| 1 | | | 3 | | | TOTAL SHEETS | |
| 2 | | | 4 | | | 28 | |

DOCUMENT NOT CONSIDERED FINAL UNLESS ALL SIGNATURES COMPLETED

PLANS PREPARED BY:
MOTT MACDONALD
PO Box 700
Fuquay-Varina, NC 27526
(919) 552-2253
www.mottmac.com
LICENSE NO. F-0669



12/21/2017 12:21:29 PM
 C:\Users\Y5_Nor-th_Church-St\Plans\U-2525C-SMU_G2_401246.dgn
 12/21/2017 3:37:29 PM

DRAWN BY: R. H. BRAINARD DATE: 9-2017
 CHECKED BY: J. E. MONDOLFI DATE: 10-2017
 DESIGN ENGINEER OF RECORD: J. E. MONDOLFI DATE: 12-2017