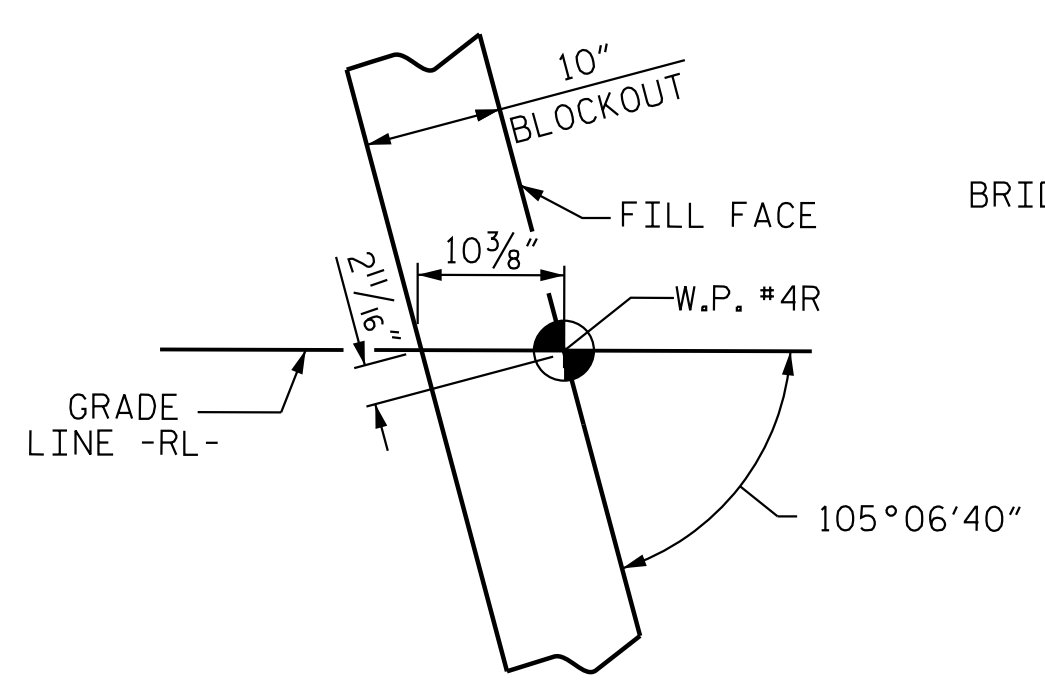
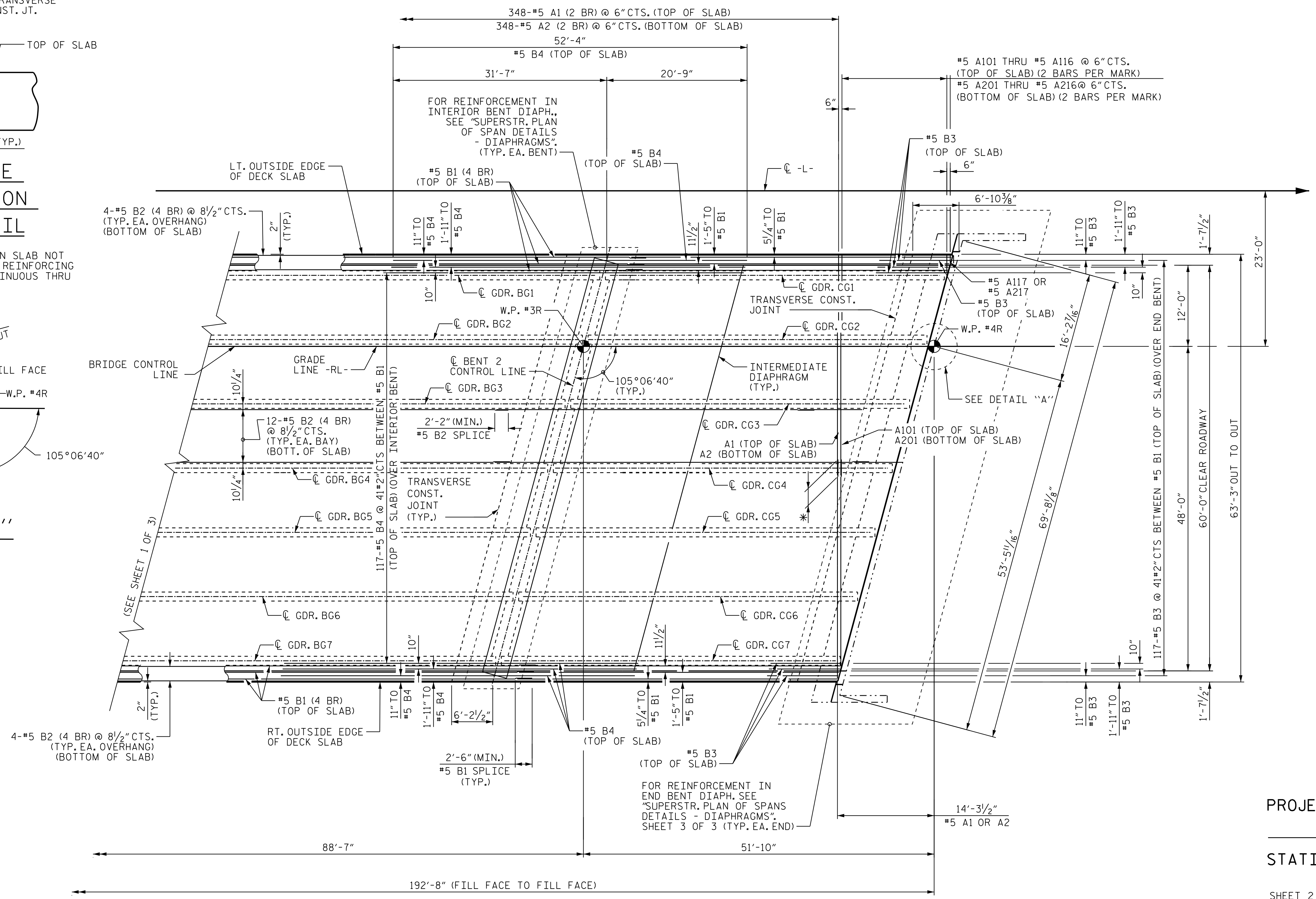


TRANSVERSE CONSTRUCTION JOINT DETAIL

NOTE: REINFORCING STEEL IN SLAB NOT SHOWN. LONGITUDINAL REINFORCING STEEL SHALL BE CONTINUOUS THRU JOINT.



DETAIL "A"



**PLAN OF SPANS
(PART OF SPAN B AND SPAN C)**


(2 BR) DENOTES 2 BAR RUN, (4 BR) DENOTES 4 BAR RUN.
FOR BARRIER RAIL DETAILS AND REINFORCING STEEL, SEE "CONCRETE BARRIER RAIL", SHEET S4-21.
FOR POUR SEQUENCE SEE SHEET "BILL OF MATERIALS" SHEET S4-23.

* 2'-6" (MIN.) #5 A1 LAP SPLICE
2'-2" (MIN.) #5 A2 LAP SPLICE

PROJECT NO. U-2525C
GUILFORD COUNTY
STATION: 337+20.09 -L-

SHEET 2 OF 3

STATE OF NORTH CAROLINA
DEPARTMENT OF TRANSPORTATION
RALEIGH
SUBSTRUCTURE
PLAN OF SPANS
(RL)



1/16/2018
DOCUMENT NOT CONSIDERED FINAL UNLESS ALL SIGNATURES COMPLETED

REVISIONS						SHEET NO. S5-9
NO.	BY:	DATE:	NO.	BY:	DATE:	
1			3			TOTAL SHEETS 38
2			4			

STR. #5

1/12/2018 5:48:56 PM jgeile
U:\Structures\Drawing\Site 5\Final\RL U-2525C-SD_S-2.dgn

Stantec Consulting Services Inc.
801 Jones Franklin Road
Suite 300
Raleigh, NC 27606
Tel. (919) 851-6866
Fax. (919) 851-7024
www.stantec.com
License No. F-0672

DRAWN BY: J. B. GEILE DATE: 02-02-17
CHECKED BY: V. E. FRAGA DATE: 05-18-17
DESIGN ENGINEER OF RECORD: T. R. DUDECK DATE: 01/16/18