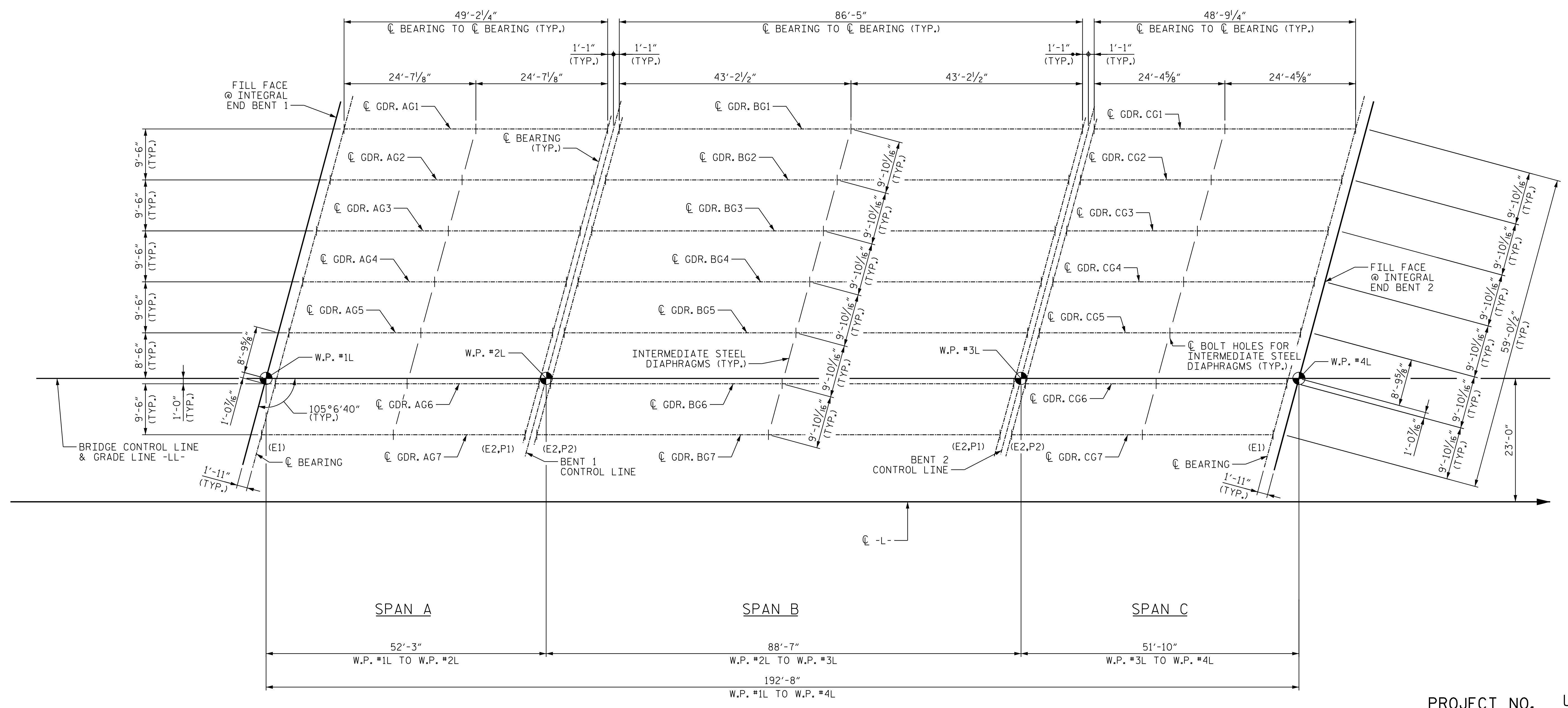


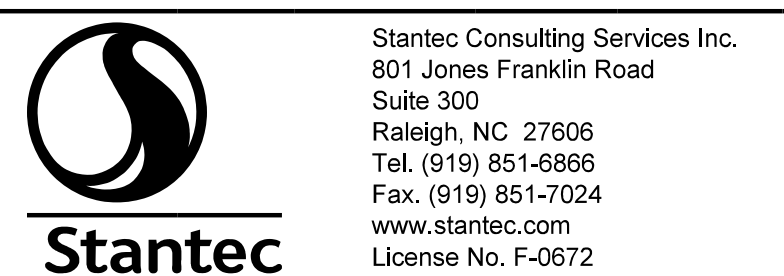
1/12/2018 5:33:55 PM jgelle
U:\Structures\Drawing\Site 5\Final\U-2525C-SD_FP_1.dgn




FRAMING PLAN

NOTES:
 (E1, E2, P1 & P2) DENOTES ELASTOMERIC BEARING OR SOLE PLATE. SEE "ELASTOMERIC BEARING DETAILS".
 SEE TYPICAL SECTION FOR END BENT DIAPHRAGM AND INTERIOR BENT DIAPHRAGM DETAILS.
 REFER TO "PLAN OF SPANS DETAILS - DIAPHRAGMS" FOR BENT AND END BENT DIAPHRAGM DIMENSIONS AND REINFORCEMENT.
 ALL DIMENSIONS SHOWN ARE HORIZONTAL.
 ALL GIRDERS ARE PARALLEL TO BRIDGE CONTROL / GRADE LINE.

PROJECT NO. U-2525C
GUILFORD COUNTY
 STATION: 337+20.09 -L-



DRAWN BY: N. D'AIUTO DATE: 01-27-17
 CHECKED BY: V. E. FRAGA DATE: 03-08-17
 DESIGN ENGINEER OF RECORD: T.R. DUDECK DATE: 01/16/18



DOCUMENT NOT CONSIDERED FINAL UNLESS ALL SIGNATURES COMPLETED

STATE OF NORTH CAROLINA DEPARTMENT OF TRANSPORTATION RALEIGH					
SUPERSTRUCTURE FRAMING PLAN (LL)					
SHEET NO. S4-11 TOTAL SHEETS 39					
REVISIONS					
NO.	BY:	DATE:	NO.	BY:	DATE:
1			3		
2			4		