

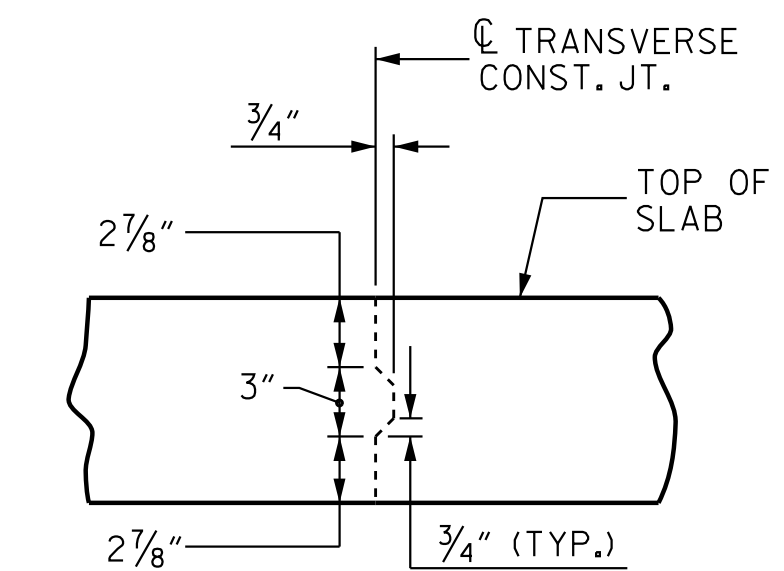
PLAN OF SPAN A

NOTE: LT. AND RT. OUTSIDE EDGE OF DECK SLAB IS PARALLEL TO LONG CHORD.

(2 BR) DENOTES 2 BAR RUN.

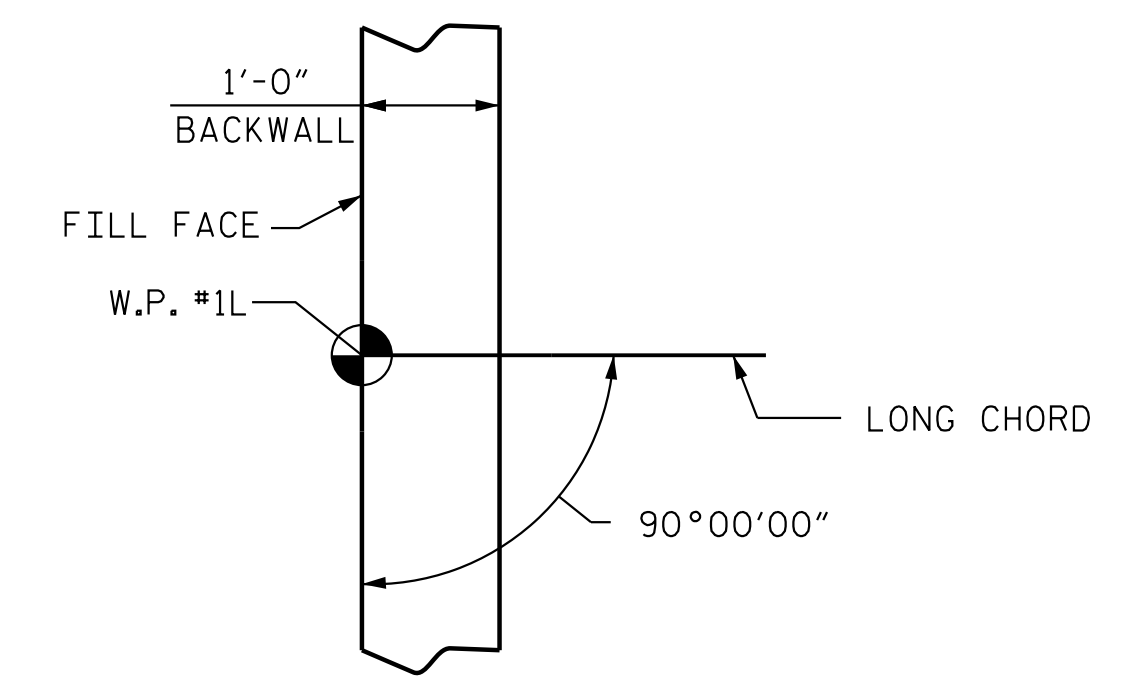
FOR POUR SEQUENCE SEE SHEET "BILL OF MATERIAL" SHEET S2-20.

FOR BARRIER RAIL DETAILS AND REINFORCING STEEL, SEE "CONCRETE BARRIER RAIL", SHEET S2-15.



TRANSVERSE CONSTRUCTION JOINT DETAIL

NOTE: REINFORCING STEEL IN SLAB NOT SHOWN. LONGITUDINAL REINFORCING STEEL SHALL BE CONTINUOUS THRU JOINT.



DETAIL "A"

(END BENT 2 SIMILAR BY ROTATION)


PROJECT NO. U-2525C
GUILFORD COUNTY
 STATION: 329+95.42 -L-

SHEET 1 OF 2

STATE OF NORTH CAROLINA
 DEPARTMENT OF TRANSPORTATION
 RALEIGH

PLAN OF SPAN

(LL)

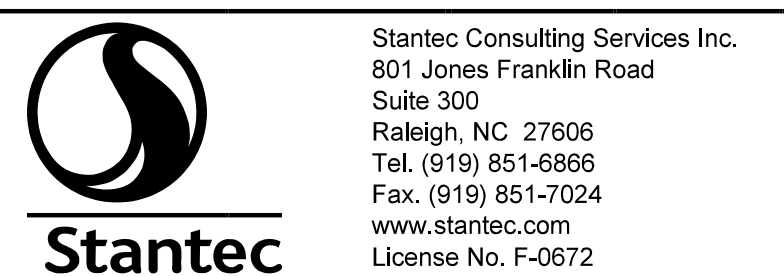


1/12/2018

DOCUMENT NOT CONSIDERED FINAL UNLESS ALL SIGNATURES COMPLETED

REVISIONS						SHEET NO.
NO.	BY:	DATE:	NO.	BY:	DATE:	S2-8
1			3			TOTAL SHEETS
2			4			29

STR. #2



Stantec Consulting Services Inc.
 801 Jones Franklin Road
 Suite 300
 Raleigh, NC 27606
 Tel. (919) 851-6866
 Fax. (919) 851-7024
 www.stantec.com
 License No. F-0672

DRAWN BY: N. D'AIUTO DATE: 09/28/16
 CHECKED BY: M. B. ISENHOUR DATE: 10/13/16

DESIGN ENGINEER OF RECORD: T. R. DUDECK DATE: 01/12/18

1/9/2018 10:45:50 AM jgelle
 U:\Structures\Drawing\Site \NEBL\LL\U-2525C_SD.S*_L.dgn