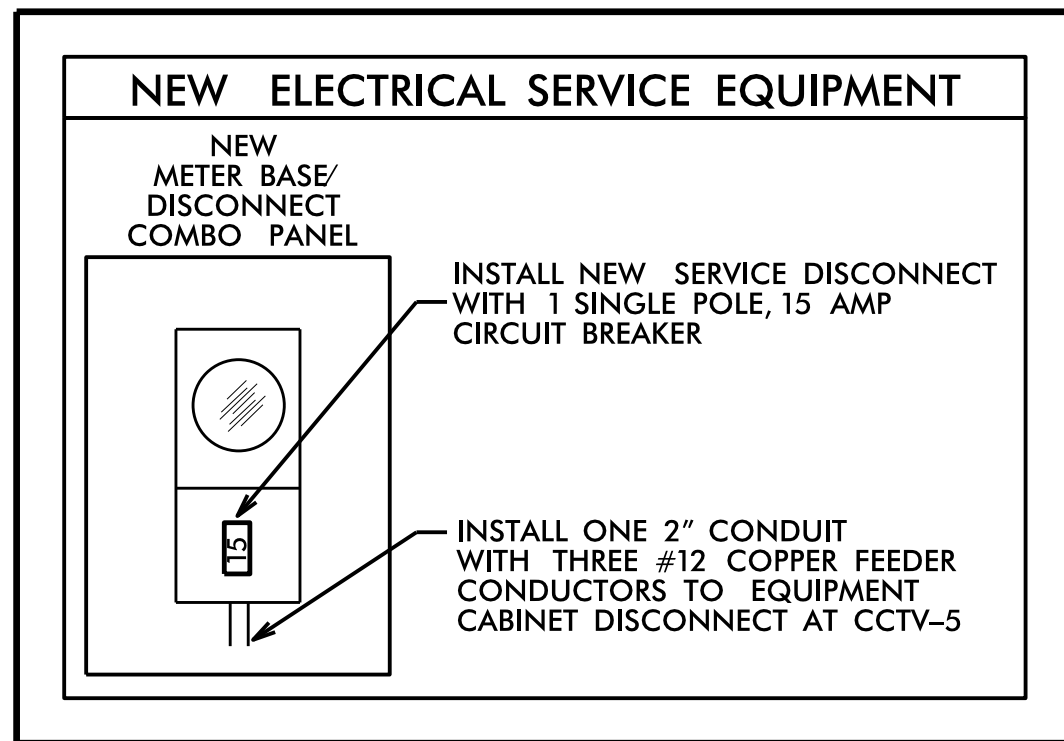
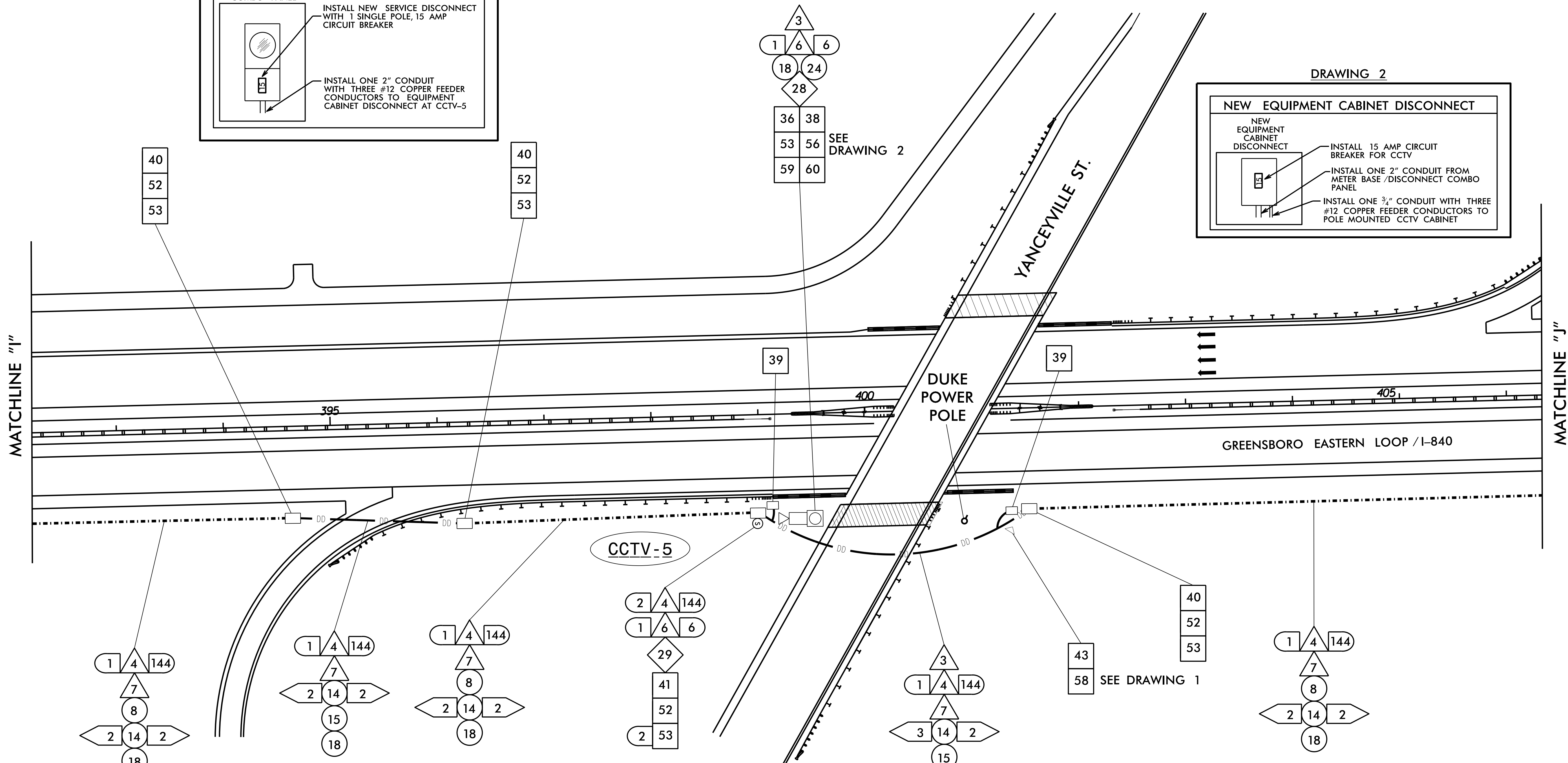
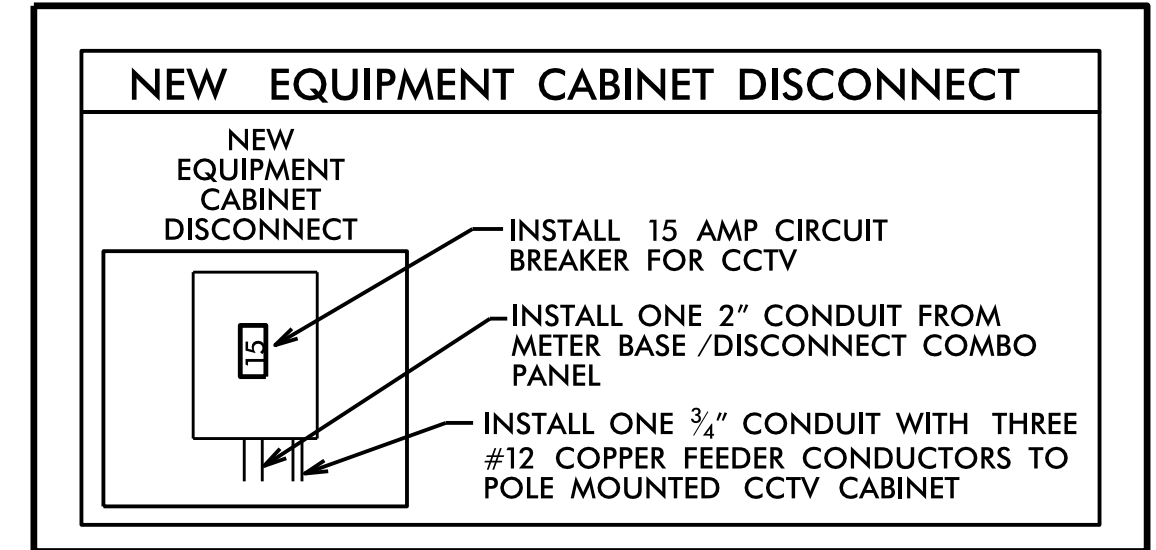


DRAWING 1



NOTE: ELECTRICAL SERVICE DETAILS AND CONSTRUCTION METHODS DEPICT FIELD CONDITIONS AT THE TIME OF DESIGN. CONTRACTOR TO VERIFY ACTUAL CONDITIONS AT THE TIME OF CONSTRUCTION AND OBTAIN APPROVAL FROM ENGINEER PRIOR TO MAKING ANY CHANGES.

DRAWING 2



NOTES

1. INSTALL SERVICE PEDESTAL 20' FROM EXISTING DUKE ENERGY POWER POLE.
2. INSTALL CCTV METAL POLE SIX FEET (6') BEHIND GUARDRAIL AT STA. 399.5.
3. OBTAIN FINAL CCTV LOCATION APPROVAL FROM THE REGIONAL ITS ENGINEER (336-315-7080) BEFORE INITIATING ANY WORK AT THIS LOCATION.
4. MOUNT CAMERA ON NEW METAL POLE 45' ABOVE GRADE. INSTALL NEW FIELD EQUIPMENT CABINET ON NEW METAL POLE.
5. MAINTAIN A MINIMUM OF SIX (6) FEET FROM EDGE OF PAVEMENT WHEN TRENCHING PARALLEL TO THE ROADWAY. MAXIMUM JUNCTION BOX SPACING 1000' FOR FIBER OPTIC CABLE AND 150' FOR FEEDER CONDUCTORS OR AS DIRECTED BY THE ENGINEER.
6. INSTALL CONDUITS FOR FEEDER CONDUCTORS AND FIBER OPTIC CABLE IN SAME TRENCH OR BORE. USE SEPERATE CONDUIT AND JUNCTION BOXES.
7. INSTALL NEW GROUNDING SYSTEM AS DESCRIBED ON SHEET ITS-04 AND AS DESCRIBED IN THE PROJECT SPECIAL PROVISIONS.
8. SEE ROADWAY PLANS FOR GUARDRAIL DETAILS.

Prepared in the Offices of:

**CABLE ROUTING PLAN**

DIVISION 07 GUILFORD CO. GREENSBORO

PLAN DATE: NOVEMBER 2017 REVIEWED BY: P.P. MARAK, PE

PREPARED BY: G.A. GREEN REVIEWED BY: M.A. ASLAMI, PE

750 N. Greenfield Pkwy., Garner, NC 27529

SCALE: 0' 1" = 100'

REVISIONS: \_\_\_\_\_ INIT. DATE

Signature: Paul P. Marak, Date: 11/14/2017

CADD Filename: \_\_\_\_\_